

Varroc Engineering Limited

Regd. & Corp. Office

L-4, MIDC, Industrial Area
Waluj, Aurangabad 431 136
Maharashtra, India

Tel +91 240 6653600
Fax +91 240 2564540

email: varroc.info@varroc.com
www.varrocgroupp.com
CIN: U28920MH1988PLC047335



Date: June 25, 2018

To

The Vice President
Listing Department
National Stock Exchange of India Limited
Exchange Plaza, C-1, Block G
Bandra Kurla Complex
Bandra (E)
Mumbai 400 051


The General Manager
Listing Department
BSE Limited
Phiroze Jeejeebhoy Towers
Dalal Street
Mumbai 400 001

Sub: Initial public offering of up to 20,221,730 Equity Shares of face value of Re. 1 each ("Equity Shares") of Varroc Engineering Limited ("Company") through an Offer for Sale of (i) Up to 1,752,560 Equity Shares by Tarang Jain; (ii) Up to 16,917,130 Equity Shares by Omega TC Holdings Pte Ltd; and (iii) Up to 1,552,040 Equity Shares by Tata Capital Financial Services Limited (such shareholders offering their respective Equity Shares are collectively referred to as the "Selling Shareholders")

Dear Sir,

Pursuant to the letter dated June 25, 2018, the Company and Selling Shareholders has in consultation with the Book Running Lead Managers to the Offer, finalized allocation of an aggregate of 6,036,518 Equity Shares to Anchor Investors at Anchor Investor Allocation Price of Rs. 967 per Equity Share (including share premium of Rs. 966 per Equity Share) in the following manner:

Sr. No.	Name of the Anchor Investor	Category	No. of Equity Shares allocated	Percentage of Anchor Investor Portion (%)	Total amount allocated (Rs.)
1	SMALLCAP WORLD FUND INC	FPI	1,034,130	17.1%	1,000,003,710
2	FIRST STATE INDIAN SUB CONTINENT FUND	FPI	246,630	4.1%	238,491,210
3	FIRST STATE INVESTMENTS ICVC - FIRST STATE ASIA ALL CAP FUND	FPI	104,985	1.7%	101,520,495
4	CAISSE DE DEPOT ET PLACEMENT DU QUEBEC - FIRST STATE	FPI	113,745	1.9%	109,991,415
5	NOMURA FUND IRELAND PUBLIC LIMITED COMPANY NOMURA FUNDS IRELAND INDIA EQUITY FUND	FPI	672,195	11.1%	650,012,565
6	T. ROWE PRICE INTERNATIONAL DISCOVERY FUND	FPI	465,360	7.7%	450,003,120



Continuation Sheet

Sr. No.	Name of the Anchor Investor	Category	No. of Equity Shares allocated	Percentage of Anchor Investor Portion (%)	Total amount allocated (Rs.)
7	SCHRODER INTERNATIONAL SELECTION FUND INDIAN OPPORTUNITIES	FPI	116,370	1.9%	112,529,790
8	DB INTERNATIONAL (ASIA) LTD	FPI	103,425	1.7%	100,011,975
9	DSP BLACKROCK SMALL CAP FUND	Mutual Fund	336,060	5.6%	324,970,020
10	AXIS MULTICAP FUND	Mutual Fund	155,130	2.6%	150,010,710
11	AXIS DYNAMIC EQUITY FUND	Mutual Fund	206,798	3.4%	199,973,666
12	AXIS MUTUAL FUND TRUSTEE LIMITED A/C AXIS MUTUAL FUND A/C AXIS CHILDREN'S GIFT FUND	Mutual Fund	12,870	0.2%	12,445,290
13	ICICI PRUDENTIAL BALANCED ADVANTAGE FUND	Mutual Fund	323,115	5.4%	312,452,205
14	KOTAK SMALL CAP FUND	Mutual Fund	82,725	1.4%	79,995,075
15	KOTAK EQUITY HYBRID	Mutual Fund	103,965	1.7%	100,534,155
16	KOTAK INDIA GROWTH FUND SERIES 5	Mutual Fund	70,005	1.2%	67,694,835
17	KOTAK INDIA EQ CONTRA FUND	Mutual Fund	41,355	0.7%	39,990,285
18	KOTAK EQUITY SAVINGS FUND	Mutual Fund	28,635	0.5%	27,690,045
19	KOTAK DEBT HYBRID	Mutual Fund	9,375	0.2%	9,065,625
20	SBI MAGNUM MULTICAP FUND	Mutual Fund	336,060	5.6%	324,970,020
21	SBI LIFE INSURANCE COMPANY LTD	Insurance Company	336,060	5.6%	324,970,020
22	L AND T MUTUAL FUND TRUSTEE LIMITED - L AND T LARGE AND MID CAP FUND	Mutual Fund	141,990	2.4%	137,304,330
23	L AND T MUTUAL FUND TRUSTEE LTD - L AND T MID CAP FUND	Mutual Fund	194,070	3.2%	187,665,690
24	DHFL PRAMERICA TRUSTEES PRIVATE LIMITED A/C- DHFL PRAMERICA LARGE CAP FUND	Mutual Fund	48,255	0.8%	46,662,585
25	DHFL PRAMERICA TRUSTEES PRIVATE LIMITED A/C- DHFL PRAMERICA HYBRID EQUITY FUND	Mutual Fund	24,135	0.4%	23,338,545
26	DHFL PRAMERICA TRUSTEES PRIVATE LIMITED A/C DHFL PRAMERICA LONG TERM EQUITY FUND	Mutual Fund	31,035	0.5%	30,010,845
27	SUNDARAM MUTUAL FUND A/C SUNDARAM MID CAP FUND	Mutual Fund	336,060	5.6%	324,970,020




Continuation Sheet



Sr. No.	Name of the Anchor Investor	Category	No. of Equity Shares allocated	Percentage of Anchor Investor Portion (%)	Total amount allocated (Rs.)
28	AXIS NEW OPPORTUNITIES AIF-1	Alternative Investment Fund	155,130	2.6%	150,010,710
29	EDELWEISS ALTERNATIVE INVESTMENT OPPORTUNITIES TRUST-EDELWEISS CROSSOVER OPPORTUNITIES FUND	Alternative Investment Fund	103,425	1.7%	100,011,975
30	BAJAJ ALLIANZ LIFE INSURANCE COMPANY LTD	Insurance Company	103,425	1.7%	100,011,975
	TOTAL		6,036,518	100.0%	5,837,312,906

Out of the total allocation of 6,036,518 Equity Shares to the Anchor Investors, 2,481,638 Equity Shares were allocated to 8 Mutual Funds, i.e. 41.1% of the demand by the Mutual Funds through various schemes, details of which are provided in the table below:

Form No.	Name of Scheme	No. of Equity Shares allocated	Percentage of Anchor Investor Portion (%)	Total amount allocated (Rs.)
1	DSP BLACKROCK SMALL CAP FUND	336,060	5.6%	324,970,020
2	AXIS MULTICAP FUND	155,130	2.6%	150,010,710
3	AXIS DYNAMIC EQUITY FUND	206,798	3.4%	199,973,666
4	AXIS MUTUAL FUND TRUSTEE LIMITED A/C AXIS MUTUAL FUND A/C AXIS CHILDREN'S GIFT FUND	12,870	0.2%	12,445,290
5	ICICI PRUDENTIAL BALANCED ADVANTAGE FUND	323,115	5.4%	312,452,205
6	KOTAK SMALL CAP FUND	82,725	1.4%	79,995,075
7	KOTAK EQUITY HYBRID	103,965	1.7%	100,534,155
8	KOTAK INDIA GROWTH FUND SERIES 5	70,005	1.2%	67,694,835
9	KOTAK INDIA EQ CONTRA FUND	41,355	0.7%	39,990,285
10	KOTAK EQUITY SAVINGS FUND	28,635	0.5%	27,690,045
11	KOTAK DEBT HYBRID	9,375	0.2%	9,065,625
12	SBI MAGNUM MULTICAP FUND	336,060	5.6%	324,970,020
13	L AND T MUTUAL FUND TRUSTEE LIMITED - L AND T LARGE AND MID CAP FUND	141,990	2.4%	137,304,330
14	L AND T MUTUAL FUND TRUSTEE LTD - L AND T MID CAP FUND	194,070	3.2%	187,665,690
15	DHFL PRAMERICA TRUSTEES PRIVATE LIMITED A/C- DHFL PRAMERICA LARGE CAP FUND	48,255	0.8%	46,662,585
16	DHFL PRAMERICA TRUSTEES PRIVATE LIMITED A/C- DHFL PRAMERICA HYBRID EQUITY FUND	24,135	0.4%	23,338,545
17	DHFL PRAMERICA TRUSTEES PRIVATE LIMITED A/C DHFL PRAMERICA LONG TERM EQUITY FUND	31,035	0.5%	30,010,845
18	SUNDARAM MUTUAL FUND A/C SUNDARAM MID CAP FUND	336,060	5.6%	324,970,020
	TOTAL	2,481,638	41.1%	2,399,743,946



Continuation Sheet



The above has been noted by the IPO Committee of the Board of Directors of the Company vide circulation resolution dated June 25, 2018:

Please note that capitalized terms used and not defined herein shall have the respective meaning ascribed to them in the red herring prospectus dated June 15, 2018 of the Company registered with the Registrar of Companies, Maharashtra at Mumbai.

We request you to make the above information public by disclosing the same on your website.


Thanking you.

Yours sincerely,

For Varroc Engineering Limited

A handwritten signature in blue ink, appearing to read 'Rakesh Darji'.

Rakesh Darji
Company Secretary



cc: **Securities and Exchange Board of India**
Corporation Finance Department
Division of Issues and Listing
Plot No. C4 A, G Block
Bandra Kurla Complex
Bandra (East)
Mumbai 400 051