


Shareholding Pattern under Regulation 31 of SEBI (Listing Obligations and Disclosure Requirements) Regulations, 2015

1.	Name of Listed Entity: Adani Green Energy Limited
2.	Scrip Code/Name of Scrip/Class of Security: Equity Shares
3.	Share Holding Pattern Filed under: Reg. 31(1)(a)/Reg. 31(1)(b)/Reg.31(1)(c)
	a. If under 31(1)(b) then indicate the report for Quarter ending: 1st June, 2018
	b. If under 31(1)(c) then indicate date of allotment/extinguishment
4.	Declaration: The Listed entity is required to submit the following declaration to the extent of submission of information:-

	Particulars	Yes*	No*
1	Whether the Listed Entity has issued any partly paid up shares?		No
2	Whether the Listed Entity has issued any Convertible Securities or Warrants?		No
3	Whether the Listed Entity has any shares against which depository receipts are issued?		No
4	Whether the Listed Entity has any shares in locked-in?	Yes	
5	Whether any shares held by promoters are pledge or otherwise encumbered?	Yes	


* If the Listed Entity selects the option 'No' for the questions above, the columns for the partly paid up shares, Outstanding Convertible Securities/Warrants, depository receipts, locked-in shares, No of shares pledged or otherwise encumbered by promoters, as applicable, shall not be displayed at the time of dissemination on the Stock Exchange website. Also wherever there is 'No' declared by Listed Entity in above table the values will be considered as 'Zero' by default on submission of the format of holding of specified securities.



Adani Green Energy Limited

Table I - Summary Statement holding of specified securities

Category	Category of shareholder	Nos. of shareholders	No. of fully paid up equity shares held	No. of Partly paid-up equity shares held	No. of shares underlying Depository Receipts	Total nos. shares held	Shareholding as a % of total no. of shares (calculated as per SCRR, 1957)	Number of Voting Rights held in each class of securities			No. of Shares Underlying Outstanding convertible securities (including Warrants)	Shareholding, as a % assuming full conversion of convertible securities (as a percentage of diluted share capital)	Number of Locked in shares		Number of Shares pledged or otherwise encumbered		Number of equity shares held in dematerialised form	
								No of Voting Rights					Total as a % of (A+B+C)	No. (a)	As a % of total Shares held(b)	No. (a)		As a % of total Shares held(b)
								Class eg: X	Class eg: Y	Total								
(I)	(II)	(III)	(IV)	(V)	(VI)	(VII) =	(VIII) As a	(IX)			(X)	(XI)=	(XII)		(XIII)		(XIV)	
(A)	Promoter & Promoter Group	8	1354095010	0	0	1354095010	86.5782	1354095010	0	1354095010	86.5782	0	86.5782	727058807	53.6933	64518353	4.764600	1354095010
(B)	Public	75231	209919270	0	0	209919270	13.4218	209919270	0	209919270	13.4218	0	13.4218	0	0.0000	NA	NA	209578699
(C)	Non Promoter - Non Public	0	0	0	0	0	0.0000	0	0	0	0.0000	0	0.0000	0	0.0000	NA	NA	0
(C1)	Shares Underlying DRs	0	0	0	0	0	0.0000	0	0	0	0.0000	0	0.0000	0	0.0000	NA	NA	0
(C2)	Shares Held By Employee Trust	75239	1564014280	0	0	1564014280	100.0000	1564014280	0	1564014280	100.0000	0	100.0000	727058807	46.4867	64518353	4.125100	1563673709
	Total																	




Adani Green Energy Limited

Table II - Statement showing shareholding pattern of the Promoter and Promoter Group

Category & Name of the shareholders	PAN	Nos. of shareholders	No. of fully paid up equity shares held	Partly paid-up equity shares held	No. of shares underlying Depository Receipts	Total nos. shares held	Shareholding % calculated as per SCRR, 1957 As a % of (A+B+C2)	Number of Voting Rights held in each class of securities			No. of Shares Underlying Outstanding convertible securities (including Warrants)	Shareholding, as a % assuming full conversion of convertible securities (as a percentage of diluted share capital)	Number of Locked in shares		Number of Shares pledged or otherwise encumbered		Number of equity shares held in dematerialised form	
								No of Voting Rights					Total as a % of (A+B+C)	No. (a)	As a % of total Shares held(b)	No. (a)		As a % of total Shares held(b)
								Class eg: X	Class eg: Y	Total								
(I)	(II)	(III)	(IV)	(V)	(VI)	(VII) = (IV)+(V)+(VI)	(VIII) As a % of (A+B+C2)	(IX)			(X)	(XI) = (VII)+(X) As a % of (A+B+C2)	(XII)		(XIII)	(XIV)		
1	Indian																	
(a)	Individuals / Hindu Undivided Family		0	0	0	0	0.0000	0	0	0	0.0000	0	0.0000	0	0.0000	0	0.0000	0
(b)	Central Government / State Government(s)		0	0	0	0	0.0000	0	0	0	0.0000	0	0.0000	0	0.0000	0	0.0000	0
(c)	Financial Institutions / Banks		0	0	0	0	0.0000	0	0	0	0.0000	0	0.0000	0	0.0000	0	0.0000	0
(d)	Any Other (Specify)		4	1085748922	0	0	1085748922	69.4207	1085748922	0	1085748922	69.4207	69.4207	530579350	48.8676	64518353	5.94229	1085748922
	Gautambhai Shantilal Adani & Rajeshbhai Shantilal Adani (on behalf of S. B. Adani Family Trust)	AAFTS2164Q	1	472731609	0	0	472731609	30.2255	472731609	0	472731609	30.2255	30.2255	0	0	53128904	11.2387	472731609
	Gautambhai Shantilal Adani & Pritiben Gautambhai Adani (on behalf of Gautam S. Adani Family Trust)	AAATG3082A	1	6724766	0	0	6724766	0.43	6724766	0	6724766	0.43	0.43	0	0	0	0	6724766
	Bodies Corporate		2	606292547	0	0	606292547	38.7652	606292547	0	606292547	38.7652	38.7652	530579350	87.5121	11389449	1.87854	606292547
	Adani Trading Services Llp	ABHFA7235K	1	530579350	0	0	530579350	33.9242	530579350	0	530579350	33.9242	33.9242	530579350	100	0	0	530579350
	Adani Tradeline Llp	AATFP8822A	1	75713197	0	0	75713197	4.8410	75713197	0	75713197	4.8410	4.8410	0	0	11389449	15.0429	75713197
	Sub Total (A)(1)		4	1085748922	0	0	1085748922	69.4207	1085748922	0	1085748922	69.4207	69.4207	530579350	48.8676	64518353	5.9423	1085748922
2	Foreign																	
(a)	Individuals (Non-Resident Individuals / Foreign Individuals)		0	0	0	0	0.0000	0	0	0	0.0000	0	0.0000	0	0.0000	0	0.0000	0
(b)	Government		0	0	0	0	0.0000	0	0	0	0.0000	0	0.0000	0	0.0000	0	0.0000	0
(c)	Institutions		0	0	0	0	0.0000	0	0	0	0.0000	0	0.0000	0	0.0000	0	0.0000	0
(d)	Foreign Portfolio Investor		0	0	0	0	0.0000	0	0	0	0.0000	0	0.0000	0	0.0000	0	0.0000	0
(e)	Any Other (Specify)		4	268346088	0	0	268346088	17.1575	268346088	0	268346088	17.1575	17.1575	196479457	73.2187	0	0.0000	268346088
	Bodies Corporate		4	268346088	0	0	268346088	17.1575	268346088	0	268346088	17.1575	17.1575	196479457	73.2187	0	0.0000	268346088
	Universal Trade And Investments Limited	AABCU9283H	1	219499478	0	0	219499478	14.0344	219499478	0	219499478	14.0344	14.0344	196479457	89.5125	0	0.0000	219499478
	Worldwide Emerging Market Holding Limited	AABCW7941G	1	23020021	0	0	23020021	1.4719	23020021	0	23020021	1.4719	1.4719	0	0.0000	0	0.0000	23020021
	Afro Asia Trade And Investments Limited	AAOCA3024D	1	23020021	0	0	23020021	1.4719	23020021	0	23020021	1.4719	1.4719	0	0.0000	0	0.0000	23020021
	Pan Asia Trade And Investment Pvt Ltd	AAJCP0556A	1	2806568	0	0	2806568	0.1794	2806568	0	2806568	0.1794	0.1794	0	0.0000	0	0.0000	2806568
	Sub Total (A)(2)		4	268346088	0	0	268346088	17.1575	268346088	0	268346088	17.1575	17.1575	196479457	73.2187	0	0.0000	268346088
	Total Shareholding Of Promoter And Promoter Group (A) = (A)(1)+(A)(2)		8	1354095010	0	0	1354095010	86.5782	1354095010	0	1354095010	86.5782	86.5782	727058807	53.6933	64518353	4.76468	1354095010

Details of Shares which remain unclaimed may be given hear along with details such as number of shareholders, outstanding shares held in demat/unclaimed suspense account, voting rights which are frozen etc.

Note :
 (1) PAN would not be displayed on website of Stock Exchange(s)
 (2) The term 'Encumbrance' has the same meaning as assigned under regulation 28(3) of SEBI (Substantial Acquisition of Shares and Takeovers) Regulations, 2011.



Adani Green Energy Limited

Table III - Statement showing shareholding pattern of the Public shareholder

	Category & Name of the shareholders	PAN	Nos. of shareholders	No. of fully paid up equity shares held	Partly paid-up equity shares held	No. of shares underlying Depository Receipts	Total nos. shares held	Shareholding % calculated as per SCRR, 1957 As a % of (A+B+C2)	Number of Voting Rights held in each class of securities			No. of Shares Underlying Outstanding convertible securities (including Warrants)	Shareholding, as a % assuming full conversion of convertible securities (as a percentage of diluted share capital)	Number of Locked in shares		Number of Shares pledged or otherwise		Number of equity shares held in dematerialised form	
									No of Voting Rights					Total as a % of (A+B+C)	No. (a)	As a % of total Shares held(b)	No. (a)		As a % of total Shares held(b)
									Class eg: X	Class eg: y	Total								
	(I)	(II)	(III)	(IV)	(V)	(VI)	(VII) =	(VIII) As a	(IX)			(X)	(XI)=	(XII)	(XIII)	(XIV)			
1	Institutions																		
(a)	Mutual Fund		3	155244	0	0	155244	0.0099	155244	0	155244	0.0099	0	0.0099	0	0.0000	NA	NA	155244
(b)	Venture Capital Funds		0	0	0	0	0	0.0000	0	0	0	0.0000	0	0.0000	0	0.0000	NA	NA	0
(c)	Alternate Investment Funds		1	48475	0	0	48475	0.0031	48475	0	48475	0.0031	0	0.0031	0	0.0000	NA	NA	48475
(d)	Foreign Venture Capital Investors		0	0	0	0	0	0.0000	0	0	0	0.0000	0	0.0000	0	0.0000	NA	NA	0
(e)	Foreign Portfolio Investor		142	172000163	0	0	172000163	10.9974	172000163	0	172000163	10.9974	0	10.9974	0	0.0000	NA	NA	172000163
	Elara India Opportunities Fund Limited	AABC6307N	1	38731770	0	0	38731770	2.4764	38731770	0	38731770	2.4764	0	2.4764	0	0.0000	NA	NA	38731770
	Cresta Fund Ltd	AADCC2634A	1	25293035	0	0	25293035	1.6172	25293035	0	25293035	1.6172	0	1.6172	0	0.0000	NA	NA	25293035
	Albula Investment Fund Ltd	AAHCA3597Q	1	22078233	0	0	22078233	1.4116	22078233	0	22078233	1.4116	0	1.4116	0	0.0000	NA	NA	22078233
(f)	Financial Institutions / Banks		5	4399983	0	0	4399983	0.2813	4399983	0	4399983	0.2813	0	0.2813	0	0.0000	NA	NA	4399983
(g)	Insurance Companies		0	0	0	0	0	0.0000	0	0	0	0.0000	0	0.0000	0	0.0000	NA	NA	0
(h)	Provident Funds/ Pension Funds		0	0	0	0	0	0.0000	0	0	0	0.0000	0	0.0000	0	0.0000	NA	NA	0
(i)	Any Other (Specify)		0	0	0	0	0	0.0000	0	0	0	0.0000	0	0.0000	0	0.0000	NA	NA	0
	Sub Total (B)(1)		151	176603865	0	0	176603865	11.2917	176603865	0	176603865	11.2917	0	11.2917	0	0.0000	NA	NA	176603865
2	Central Government/ State Government(s)/ President of India		0	0	0	0	0	0.0000	0	0	0	0.0000	0	0.0000	0	0.0000	NA	NA	0
	Sub Total (B)(2)		0	0	0	0	0	0.0000	0	0	0	0.0000	0	0.0000	0	0.0000	NA	NA	0
3	Non-Institutions																		
(a)	Individuals		71533	15179886	0	0	15179886	0.9706	15179886	0	15179886	0.9706	0	0.9706	0	0.0000	NA	NA	14886611
	i. Individual shareholders holding nominal share capital up to Rs. 2 lakhs.		93	6909451	0	0	6909451	0.4418	6909451	0	6909451	0.4418	0	0.4418	0	0.0000	NA	NA	6862269
	ii. Individual shareholders holding nominal share capital in excess of Rs. 2 lakhs.		0	0	0	0	0	0.0000	0	0	0	0.0000	0	0.0000	0	0.0000	NA	NA	0
(b)	NBFCs registered with RBI		0	0	0	0	0	0.0000	0	0	0	0.0000	0	0.0000	0	0.0000	NA	NA	0
(c)	Employee Trusts		0	0	0	0	0	0.0000	0	0	0	0.0000	0	0.0000	0	0.0000	NA	NA	0
(d)	Overseas Depositories(holding DRs) (balancing figure)		0	0	0	0	0	0.0000	0	0	0	0.0000	0	0.0000	0	0.0000	NA	NA	0
(e)	Any Other (Specify)		3454	11226068	0	0	11226068	0.7178	11226068	0	11226068	0.7178	0	0.7178	0	0.0000	NA	NA	11225954
	IEPF		1	33858	0	0	33858	0.0022	33858	0	33858	0.0022	0	0.0022	0	0.0000	NA	NA	33858
	Trusts		5	25313	0	0	25313	0.0016	25313	0	25313	0.0016	0	0.0016	0	0.0000	NA	NA	25313
	Foreign Nationals		1	7610	0	0	7610	0.0005	7610	0	7610	0.0005	0	0.0005	0	0.0000	NA	NA	7610
	Hindu Undivided Family		1564	1880833	0	0	1880833	0.1203	1880833	0	1880833	0.1203	0	0.1203	0	0.0000	NA	NA	1880833
	Non Resident Indians (Non Repat)		356	112699	0	0	112699	0.0072	112699	0	112699	0.0072	0	0.0072	0	0.0000	NA	NA	112699
	Non Resident Indians (Repat)		826	679102	0	0	679102	0.0434	679102	0	679102	0.0434	0	0.0434	0	0.0000	NA	NA	2064914
	Clearing Member		234	2064914	0	0	2064914	0.1320	2064914	0	2064914	0.1320	0	0.1320	0	0.0000	NA	NA	6421739
	Bodies Corporate		467	6421739	0	0	6421739	0.4106	6421739	0	6421739	0.4106	0	0.4106	0	0.0000	NA	NA	32974834
	Sub Total (B)(3)		75080	33315405	0	0	33315405	2.1301	33315405	0	33315405	2.1301	0	2.1301	0	0.0000	NA	NA	209578699
	Total Public Shareholding (B)= (B)(1)+(B)(2)+(B)(3)		75231	209919270	0	0	209919270	13.4218	209919270	0	209919270	13.4218	0	13.4218	0	0.0000	NA	NA	209578699


Details of the shareholders acting as persons in Concert including their Shareholding (No. and %):

No. of shareholders	No. of Shares

Details of Shares which remain unclaimed may be given hear along with details such as number of shareholders, outstanding shares held in demat/unclaimed suspense account, voting rights which are frozen etc.

Note :

- (1) PAN would not be displayed on website of Stock Exchange(s).
- (2) The above format needs to disclose name of all holders holding more than 1% of total number of shares
- (3) W.r.t. the information pertaining to Depository Receipts, the same may be disclosed in the respective columns to the extent information available and the balance to be disclosed as held by custodian.



Adani Green Energy Limited

Table IV - Statement showing shareholding pattern of the Non Promoter- Non Public shareholder

	Category & Name of the shareholders	PAN	Nos. of shareholders	No. of fully paid up equity shares held	Partly paid-up equity shares held	No. of shares underlying Depository Receipts	Total nos. shares held	Shareholding % calculated as per SCRR, 1957 As a % of (A+B+C2)	Number of Voting Rights held in each class of securities			No. of Shares Underlying Outstanding convertible securities (including Warrants)	Shareholding, as a % assuming full conversion of convertible securities (as a percentage of diluted share capital)	Number of Locked in shares		Number of Shares pledged or otherwise encumbered		Number of equity shares held in dematerialised form	
									No of Voting Rights					Total as a % of (A+B+C)	No. (a)	As a % of total Shares held(b)	No. (a)		As a % of total Shares held(b)
									Class eg: X	Class eg: y	Total								
	(I)	(II)	(III)	(IV)	(V)	(VI)	(VII) =	(VIII) As a	(IX)			(X)	(XI) =	(XII)		(XIII)		(XIV)	
1	Custodian/DR Holder		0	0	0	0	0	0.0000	0	0	0	0.0000	0	0.0000	0	0.0000	NA	NA	0
2	Employee Benefit Trust (under SEBI (Share based Employee Benefit) Regulations, 2014)		0	0	0	0	0	0.0000	0	0	0	0.0000	0	0.0000	0	0.0000	NA	NA	0
	Total Non-Promoter- Non Public Shareholding (C)= (C)(1)+(C)(2)		0	0	0	0	0	0.0000	0	0	0	0.0000	0	0.0000	0	0.0000	NA	NA	0

Note :

- (1) PAN would not be displayed on website of Stock Exchange(s).
- (2) The above format needs to disclose name of all holders holding more than 1% of total number of shares
- (3) W.r.t. the information pertaining to Depository Receipts, the same may be disclosed in the respective columns to the extent information available and the balance to be disclosed as held by custodian.

