

Holding of Specified Securities

Annexure - I

1. Name of Listed Entity:	NAKODA GROUP OF INDUSTRIES LTD		
2. Scrip Code/Name of Scrip/Class of Security			
3. Share Holding Pattern Filed under: Reg. 31(1)(a)/Reg. 31(1)(b)/Reg.31(1)(c)			
a. If under 31(1)(b) then indicate the report for Quarter ending	04-06-2018		
b. If under 31(1)(c) then indicate date of allotment/extinguishment			
4. Declaration: The Listed entity is required to submit the following declaration to the extent of submission of information:-			
	Particulars	Yes*	No*
1	Whether the Listed Entity has issued any partly paid up shares?	-	-
2	Whether the Listed Entity has issued any Convertible Securities or Warrants?	-	-
3	Whether the Listed Entity has any shares against which depository receipts are issued?	-	-
4	Whether the Listed Entity has any shares in locked-in?	Yes	-
5	Whether any shares held by promoters are pledge or otherwise encumbered?	-	-
<p>* If the Listed Entity selects the option 'No' for the questions above, the columns for the partly paid up shares, Outstanding Convertible Securities/Warrants, depository receipts, locked-in shares, No of shares pledged or otherwise encumbered by promoters, as applicable, shall not be displayed at the time of dissemination on the Stock Exchange website. Also wherever there is 'No' declared by Listed Entity in above table the values will be considered as 'Zero' by default on submission of the format of holding of specified securities.</p>			




Table I - SUMMARY STATEMENT HOLDING OF SPECIFIED SECURITIES																		
Category (I)	Category of shareholder (II)	No.s of Share holders (III)	No. of fully paid up equity Share held (IV)	No.s of Partly paid-up equity Share held (V)	No. of shares underlying Depository Receipts (VI)	Total nos. shares held (VII)=(IV)+(V)+(VI)	Shareholding as a % of total no. of shares (calculated as per SCRR,1957) (VIII) As a % of (A+B+C2)	Number of Voting Rights held in each class of securities (IX)			No. of Shares Underlying Outstanding convertible securities (including Warrants) (X)	Shareholding, as a % assuming full conversion of convertible securities(as a % of diluted share capital) (XI)=(VII)+(X) As a % of (A+B+C2)	Number of Locked in shares (XII)		Number of Shares pledged or otherwise encumbered (XIII)		Number of equity shares held in dematerialized form (XIV)	
								No of Voting Rights					Total as a % of (A+B+C)	No. (a)	As a % of total shares held (b)	No. (a)		As a % of total shares held (b)
								Class Equity x	Class Others y	Total								
(A)	Promoter & Promoter Group	6	4999800	0	0	4999800	72.9685	4999800	0	4999800	72.9685	0	72.9685	4999800	72.9685	0	0.0000	4999800
(B)	Public	163	1852200	0	0	1852200	27.0315	1852200	0	1852200	27.0315	0	27.0315	200	0.0029	NA	NA	1852200
(C)	Non Promoter-Non Public	0	0	0	0	0	0	0	0	0	0.0000	0	0.0000	0	0.0000	NA	NA	0
(C1)	Shares underlying DRs	0	0	0	0	0	NA	0	0	0	0.0000	0	0.0000	0	0.0000	NA	NA	0
(C2)	Shares held by Employee Trusts	0	0	0	0	0	0	0	0	0	0.0000	0	0.0000	0	0.0000	NA	NA	0
	Total	169	6852000	0	0	6852000		6852000	0	6852000	100.0000	0	100.0000	5000000	72.9714			6852000




Table II - STATEMENT SHOWING SHAREHOLDING PATTERN OF THE PROMOTER AND PROMOTER GROUP																	
Category & Name of the shareholders (i)	No of Share holders (iii)	No of fully paid up equity Shares held (iv)	Partly paid-up equity Share held (v)	No. of shares underlying Depository Receipts (vi)	Total nos. shares held (VII)=(IV)+(V)+(VI)	Shareholdin g % calculated as per SCRR,1957 As a % of (A+B+C2) (VIII)	Number of Voting Rights held in each class of securities (IX)			No. of Shares Underlying Outstanding convertible securities (including Warrants) (X)	Shareholding, as a % assuming full conversion of convertible securities (as a % of diluted share capital) (XI)=(VII)+(X) As a % of (A+B+C2)	Number of Locked in shares (XII)		Number of Shares pledged or otherwise encumbered (XIII)		Number of equity shares held in dematerialize d form (XIV)	
							No of Voting Rights		Total as a % of (A+B+C)			No. (a)	As a % of total shares held (b)	No. (a)	As a % of total shares held (b)		
							Class Equity X	Class Others Y									Total
1 Indian																	
(a) Individuals/Hindu undivided Family																	
PRAVIN NAVALCHAND CHOUDHARY	1	3394800	0	0	3394800	49.5447	3394800	0	3394800	49.5447	0	49.5447	3394800	49.5447	0	0.0000	3394800
JAYESH CHOUDHARY	1	904700	0	0	904700	13.2034	904700	0	904700	13.2034	0	13.2034	904700	13.2034	0	0.0000	904700
Total	2	4299500	0	0	4299500	62.7481	4299500	0	4299500	62.7481	0	62.7481	4299500	62.7481	0	0.0000	4299500
(b) Central Government/State Government(s)																	
Total	0	0	0	0	0	0.0000	0	0	0	0.0000	0	0.0000	0	0.0000	0	0.0000	0
(c) Financial Institutions/Banks																	
Total	0	0	0	0	0	0.0000	0	0	0	0.0000	0	0.0000	0	0.0000	0	0.0000	0
(d) Any Other(DIRECTORS RELATIVES)																	
MANJU PRAVEEN CHAUDHARI	1	700000	0	0	700000	10.2160	700000	0	700000	10.2160	0	10.2160	700000	10.2160	0	0.0000	700000
ASHOK HEMRAJ BARDIA	1	100	0	0	100	0.0015	100	0	100	0.0015	0	0.0015	100	0.0015	0	0.0000	100
KISHORE HEMRAJ BARDIA	1	100	0	0	100	0.0015	100	0	100	0.0015	0	0.0015	100	0.0015	0	0.0000	100
VIDHI RAJESH JAIN	1	100	0	0	100	0.0015	100	0	100	0.0015	0	0.0015	100	0.0015	0	0.0000	100
Total	4	700300	0	0	700300	10.2204	700300	0	700300	10.2204	0	10.2204	700300	10.2204	0	0.0000	700300
Sub-Total (A)(1)	6	4999800	0	0	4999800	72.9685	4999800	0	4999800	72.9685	0	72.9685	4999800	72.9685	0	0.0000	4999800
2 Foreign																	
(a) Individuals(Non-Resident Individuals/Foreign Individuals)																	
Total	0	0	0	0	0	0.0000	0	0	0	0.0000	0	0.0000	0	0.0000	0	0.0000	0
(b) Government																	
Total	0	0	0	0	0	0.0000	0	0	0	0.0000	0	0.0000	0	0.0000	0	0.0000	0
(c) Institutions																	
Total	0	0	0	0	0	0.0000	0	0	0	0.0000	0	0.0000	0	0.0000	0	0.0000	0
(d) Foreign Portfolio Investor																	
Total	0	0	0	0	0	0.0000	0	0	0	0.0000	0	0.0000	0	0.0000	0	0.0000	0
Sub-Total (A)(2)	0	0	0	0	0	0.0000	0	0	0	0.0000	0	0.0000	0	0.0000	0	0.0000	0
Total Shareholding of Promoter and Promoter Group (A) = (A)(1)+(A)(2)	6	4999800	0	0	4999800	72.9685	4999800	0	4999800	72.9685	0	72.9685	4999800	72.9685	0	0.0000	4999800
Details of Shares which remain unclaimed may be given hear along with details such as number of shareholders, outstanding shares held in demat/unclaimed suspense account, voting rights which are frozen etc.																	
Note:																	
(1) PAN would not be displayed on website of Stock Exchange(s).																	
(2) The term "Encumbrance" has the same meaning as assigned under regulation 28(3) of SEBI (Substantial Acquisition of Shares and Takeovers) Regulations, 2011.																	



Table III - STATEMENT SHOWING SHAREHOLDING PATTERN OF THE PUBLIC SHAREHOLDER																			
	Category & Name of the shareholders (I)	No.s of Share holders (III)	No. of fully paid up equity Share held (IV)	Partly paid-up equity Share held (V)	No.s of shares underlying Depository Receipts (VI)	Total nos. shares held (VII)= (IV)+(V)+(VI)	Shareholdin g % calculated as per SCRR, 1957) As a % of (A+B+C2) (VIII)	Number of Voting Rights held in each class of securities (IX)			No. of Shares Underlying Outstanding convertible securities (including Warrants) (X)	Total Shareholding, as a % assuming full conversion of convertible securities (as a percentage of diluted share capital) (XI)=(VII)+(X) As a % of (A+B+C2)	Number of Locked in shares (XII)		Number of Shares pledged or otherwise encumbered (XIII)		Number of equity shares held in dematerialize d form (XIV)		
								No of Voting Rights					No. (a)	As a % of total shares held (b)	No. (Not applicable) (a)	As a % of total shares held (b)			
								Class Equity X	Class Others Y	Total									
1	Institutions																		
(a)	Mutual Funds		0	0	0	0	0.0000	0	0	0	0.0000	0	0.0000	0	0.0000	NA	NA	0	
(b)	Venture Capital Funds		0	0	0	0	0.0000	0	0	0	0.0000	0	0.0000	0	0.0000	NA	NA	0	
(c)	Alternate Investment Funds		0	0	0	0	0.0000	0	0	0	0.0000	0	0.0000	0	0.0000	NA	NA	0	
(d)	Foreign Venture Capital Investors		0	0	0	0	0.0000	0	0	0	0.0000	0	0.0000	0	0.0000	NA	NA	0	
(e)	Foreign Portfolio Investors		0	0	0	0	0.0000	0	0	0	0.0000	0	0.0000	0	0.0000	NA	NA	0	
(f)	Financial Institution/Banks		0	0	0	0	0.0000	0	0	0	0.0000	0	0.0000	0	0.0000	NA	NA	0	
(g)	Insurance Companies		0	0	0	0	0.0000	0	0	0	0.0000	0	0.0000	0	0.0000	NA	NA	0	
(h)	Provident Funds/ Pension Funds		0	0	0	0	0.0000	0	0	0	0.0000	0	0.0000	0	0.0000	NA	NA	0	
	SUB TOTAL (B)(1)		0	0	0	0	0.0000	0	0	0	0.0000	0	0.0000	0	0.0000	NA	NA	0	
2	Central / State government(s)																		
(a)	Central Government/ State Government(s)/President of India		0	0	0	0	0.0000	0	0	0	0.0000	0	0.0000	0	0.0000	NA	NA	0	
	SUB TOTAL (B)(2)		0	0	0	0	0.0000	0	0	0	0.0000	0	0.0000	0	0.0000	NA	NA	0	
3	Non-Institutions		157	628200	0	0	628200	9.1681	628200	0	628200	9.1681	0	9.1681	200	0.0029	NA	NA	628200
(a.1)	Individuals - I. Individual shareholders holding nominal share capital up to Rs. 2 lakhs.																		
(a.2)	INDIVIDUAL - II. Individual shareholders holding nominal share capital in excess of Rs. 2 lakhs.		4	1120000	0	0	1120000	16.3456	1120000	0	1120000	16.3456	0	16.3456	0	0.0000	NA	NA	1120000
	MR BHAVIK PRADEEP PANJWANI		1	212000	0	0	212000	3.0940	212000	0	212000	3.0940	0	3.0940	0	0.0000	NA	NA	212000
	PRADEEP OMPRAKASH PANJWANI		1	416000	0	0	416000	6.0712	416000	0	416000	6.0712	0	6.0712	0	0.0000	NA	NA	416000
	RIKHAB CHAND JAIN		1	88000	0	0	88000	1.2843	88000	0	88000	1.2843	0	1.2843	0	0.0000	NA	NA	88000
	ROSHAN JAIN		1	404000	0	0	404000	5.8961	404000	0	404000	5.8961	0	5.8961	0	0.0000	NA	NA	404000
(b)	NBFCs registered with RBI		0	0	0	0	0.0000	0	0	0	0.0000	0	0.0000	0	0.0000	NA	NA	0	
(c)	Employee Trusts		0	0	0	0	0.0000	0	0	0	0.0000	0	0.0000	0	0.0000	NA	NA	0	
(d)	Overseas Depositories (holding DRs) (balancing figure)		0	0	0	0	0.0000	0	0	0	0.0000	0	0.0000	0	0.0000	NA	NA	0	
(e)	Any Other(CLEARING MEMBER)		1	100000	0	0	100000	1.4594	100000	0	100000	1.4594	0	1.4594	0	0.0000	NA	NA	100000
	M/s PANTOMATH STOCK BROKERS PRIVATE LIMITED		1	100000	0	0	100000	1.4594	100000	0	100000	1.4594	0	1.4594	0	0.0000	NA	NA	100000
(e)	Any Other(NON RESIDENT INDIANS (NRI))		1	4000	0	0	4000	0.0584	4000	0	4000	0.0584	0	0.0584	0	0.0000	NA	NA	4000
	SUB TOTAL (B)(3)		163	1852200	0	0	1852200	27.0315	1852200	0	1852200	27.0315	0	27.0315	0	0.0000	NA	NA	1852200
	Total Public Shareholding (B) = (B)(1)+(B)(2)+(B)(3)		163	1852200	0	0	1852200	27.0315	1852200	0	1852200	27.0315	0	27.0315	200	0.0029	NA	NA	1852200

Details of the shareholders acting as persons in Concert including their Shareholding (No. and %): 0

Details of Shares which remain unclaimed may be given here along with details such as number of shareholders, outstanding shares held in demat/unclaimed suspense account, voting rights which are frozen etc.

Note:

(1) PAN would not be displayed on website of Stock Exchange(s).

(2) The above format needs to be disclosed along with the name of following persons:

Institutions/Non Institutions holding more than 1% of total number of shares.




Table IV - STATEMENT SHOWING SHAREHOLDING PATTERN OF THE NON PROMOTER - NON PUBLIC SHAREHOLDER																		
Category & Name of the shareholders (I)	No. of Share holders (III)	No. of fully paid up equity Share held (IV)	Partly paid-up equity Share held (V)	No.s of shares underlying Depository Receipts (VI)	Total no. shares held (VII)= (IV)+(V)+(VI)	Shareholding % calculated as per SCRR, 1957 As a % of (A+B+C2) (VIII)	Number of Voting Rights held in each class of securities (IX)			No. of Shares Underlying Outstanding convertible securities (including Warrants) (X)	Total Shareholding, as a % assuming full conversion of convertible securities(as a % of diluted share capital) (XI)=(VII)+(X) As a % of (A+B+C2)	Number of Locked in shares (XII)		Number of Shares pledged or otherwise encumbered (XIII)		Number of equity shares held in dematerialized form (XIV)		
							No of Voting Rights					Total as a % of (A+B+C)	No. (a)	As a % of total shares held (b)	No. (Not applicable) (a)		As a % of total shares held (Not applicable)	
							Class Equity x	Class Others y	Total									
1 Custodian/DR Holder																		
I		0	0	0	0	0.0000	0	0	0	0.0000	0	0.0000	0	0.0000	NA	NA	0	
Total Non Promoter-Non Public Shareholding (C)=(C)(1)+(C)(2)		0	0	0	0	0.0000	0	0	0	0.0000	0	0.0000	0	0.0000	NA	NA	0	
Note (1) PAN would not be displayed on website of Stock Exchange(s). (2) The above format needs to disclose name of all holders holding more than 1% of total number of shares. (3) W.r.t. the information pertaining to Depository Receipts, the same may be disclosed in the respective columns to the extent information available.																		

