


Name of the Company: Dhruv Consultancy Services Limited  
 Scrip Code, Name of the scrip, class of security : EQUITY  
 As on : 07.05.2018


Introductory sub-table (I)(a) -  
**POST ISSUE**

Category	Category of shareholder	Nos. of shareholders	No. of fully paid up equity shares held	No. of Party paid-up equity shares held	No. of shares underlying Depository Receipts	Total nos. shares held (VII)=(IV)+(V)+(VI)	Shareholding as a % of total no. of shares (calculated as per SCRR, 1957) As a % of (A+B+C2)	Number of Voting Rights held in each class of securities			No. of Shares Underlying Outstanding convertible securities (including Warrants)	Shareholding, as a % assuming full conversion of convertible securities (as a percentage of diluted share capital) As a % of (A+B+C2)	Number of Locked in shares		Number of Shares pledged or otherwise encumbered	Number of Shares held in dematerialized form	
								Class: Equity Shares	Class: NIL	Total			(a)	(b)			
(i)	(ii)	(iii)	(iv)	(v)	(vi)	(VII)=(IV)+(V)+(VI)	(VIII)	(IX)			(X)	(XI)=(VII)+(X)	(XII)	(a)	(b)	(XIII)	(XIV)
(A)	Promoter & Promoter Group	4	9999960	0	0	9999960	69.95	9999960	0	9999960	69.95	9999960	100.00	0	0	0	9999960
(B)	Public	1182	4296040	0	0	4296040	30.05	4296040	0	4296040	30.05	40	0.00	NA	NA	4296000	
(C)	Non Promoter- Non Public	0	0	0	0	0	0.00	0	0	0	0.00	0	0.00	NA	NA	0	
(C1)	Shares underlying DRs	0	0	0	0	0	NA	0	0	0	0.00	0	0.00	NA	NA	0	
(C2)	Shares held by Employee	0	0	0	0	0	0.00	0	0	0	0.00	0	0.00	NA	NA	0	
	<b>Total</b>	<b>1186</b>	<b>14296000</b>	<b>0</b>	<b>0</b>	<b>14296000</b>	<b>100.00</b>	<b>14296000</b>	<b>0</b>	<b>14296000</b>	<b>100.00</b>	<b>14000000</b>	<b>69.95</b>	<b>0</b>	<b>0</b>	<b>14295960</b>	



**Table II - Statement showing shareholding pattern of the Promoter and Promoter Group**

Category & Name of the Shareholders	No. of shareholder	No. of fully paid up equity shares held	Partly paid-up equity shares held	Nos. of shares underlying Depository Receipts	Total nos. shares held (VII)=(IV)+(V)+(VI)+(VII)	Shareholding % as per SCRR, 1957 as a % of (A+B+C2)	Number of Voting Rights held in each class of securities			Total as a % of Total Voting rights	No. of Shares Underlying Outstanding convertible securities (including Warrants)	Shareholding, as a % assuming full conversion of convertible securities (as a percentage of diluted share capital) as a % of A+B+C2	Number of Locked in shares		Number of Shares pledged or otherwise encumbered	Number of Shares held in dematerialized form
							Class: Equity Shares	Class: MII	Total				No. (a)	As a % of total Shares held (b)		
<b>(1) Indian</b>																
<b>(a) Family</b>																
PANDURANG B DANDAWATE	4	9999960	0	0	9999960	69.95	9999960	0	9999960	69.95	0	69.95	9999960	100.00	0	9999960
JAYASHREE P DANDAWATE		3947360	0	0	3947360	27.61	3947360	0	3947360	27.61	0	27.61	3947360	100.00	0	3947360
TANVI TEJAS AUTI		2894740	0	0	2894740	20.25	2894740	0	2894740	20.25	0	20.25	2894740	100.00	0	2894740
PRUTHA P DANDAWATE		1578950	0	0	1578950	11.04	1578950	0	1578950	11.04	0	11.04	1578950	100.00	0	1578950
		1578910	0	0	1578910	11.04	1578910	0	1578910	11.04	0	11.04	1578910	100.00	0	1578910
<b>(b) Central Government/ State Governments)</b>	0	0	0	0	0	0.00	0	0	0	0.00	0	0.00	0	0.00	0	0
<b>(c) Financial Institutions/ Banks</b>	0	0	0	0	0	0.00	0	0	0	0.00	0	0.00	0	0.00	0	0
<b>(d) Any Other (Specify)</b>	0	0	0	0	0	0.00	0	0	0	0.00	0	0.00	0	0.00	0	0
	0	0	0	0	0	0.00	0	0	0	0.00	0	0.00	0	0.00	0	0
<b>Sub-Total (A)(1)</b>	<b>4</b>	<b>9999960</b>	<b>0</b>	<b>0</b>	<b>9999960</b>	<b>69.95</b>	<b>9999960</b>	<b>0</b>	<b>9999960</b>	<b>69.95</b>	<b>0</b>	<b>69.95</b>	<b>9999960</b>	<b>100.00</b>	<b>0</b>	<b>9999960</b>



<b>(2) Foreign</b>																	
	Individuals (Non-Resident Individuals/ Foreign)																
(a)	0	0	0	0	0	0.00	0	0	0	0	0.00	0					
(b)	0	0	0	0	0	0.00	0	0	0	0	0.00	0					
(c)	0	0	0	0	0	0.00	0	0	0	0	0.00	0					
(d)	0	0	0	0	0	0.00	0	0	0	0	0.00	0					
(f)	0	0	0	0	0	0.00	0	0	0	0	0.00	0					
	Sub-Total (A)(2)	0	0	0	0	0.00	0	0	0	0	0.00	0					
	Total Shareholding of Promoter and Promoter Group (A) = (A)(1)+(A)(2)	4	9999960	0	0	69.95	9999960	0	9999960	69.95	0	69.95	9999960	100.00	0	0.00	9999960





Table III - Statement showing shareholding pattern of the Public shareholder																	
Category & Name of the Shareholders	No. of shareholder	No. of fully paid up equity shares held	Party paid-up equity shares held	Nos. of shares underlying Depository Receipts	Total nos. shares held	Shareholding as per SCRR, 1957 As a % of (A+B+C2)	Number of Voting Rights held in each class of securities			Total as a % of Total Voting rights	No. of Shares Underlying Outstanding convertible securities (including Warrants)	Shareholding, as a % assuming full conversion of convertible securities (as a percentage of diluted share capital) as a % of A+B+C2	Number of Locked in shares		Number of Shares pledged or otherwise encumbered		Number of equity shares held in dematerialized form
							Class: Equity Shares	Class: Nil	Total				No. (a)	As a % of total Shares held (b)	No. (a)	As a % of total Shares held (b)	
(1) Institutions	(III)	(IV)	(V)	(VI)	(VII)=(IV)+(V)+(VI)	(VIII)	(IX)			(X)	(XI)=(VII)+(X)	(XII)	(XIII)	(XIV)			
(a) Mutual Funds/	0	0	0	0	0	0.00	0	0	0	0.00	0	0	0	0	0	0	0
(b) Venture Capital Funds	0	0	0	0	0	0.00	0	0	0	0.00	0	0	0	0	0	0	0
(c) Alternate Investment Funds	1	148000	0	0	148000	1.04	148000	0	148000	1.04	0	0	0	0	0	0	148000
EW CLOVER SCHEME		148000	0	0	148000	1.04	148000	0	148000	1.04	0	0	0	0	0	0	148000
Foreign Venture Capital Investors	0	0	0	0	0	0.00	0	0	0	0.00	0	0	0	0	0	0	0
(e) Foreign Portfolio Investors	1	20000	0	0	20000	0.14	20000	0	20000	0.14	0	0	0	0	0	0	20000
(f) Financial Institutions/ Banks	0	0	0	0	0	0.00	0	0	0	0.00	0	0	0	0	0	0	0
(g) Insurance Companies	0	0	0	0	0	0.00	0	0	0	0.00	0	0	0	0	0	0	0
(h) Provident Funds/ Pension Funds	0	0	0	0	0	0.00	0	0	0	0.00	0	0	0	0	0	0	0
(i) Any Other (Specify)	0	0	0	0	0	0.00	0	0	0	0.00	0	0	0	0	0	0	0
Sub-Total (B)(1)	2	168000	0	0	168000	1.18	168000	0	168000	1.18	0	0	0	0	0	0	168000
(2) Central Government/ State Government(s)/ President of India	0	0	0	0	0	0.00	0	0	0	0.00	0	0	0	0	0	0	0
Sub-Total (B)(2)	0	0	0	0	0	0.00	0	0	0	0.00	0	0	0	0	0	0	0



(3) Non-institutions																
Individuals																
i. Individual shareholders holding nominal share capital up to Rs. 2 lakhs.																
(a)																
ii. Individual shareholders holding nominal share capital in excess of Rs. 2 lakhs.																
	KETAN V THAKKAR	372000	0	0	372000	2.60	372000	0	372000	2.60	0	6.88	0	0.00	NA	984000
	VINOD LODHA	200000	0	0	200000	1.40	200000	0	200000	1.40	0	1.40	0	0.00	NA	372000
																200000
(b)	NBFCs registered with RBI	0	0	0	0	0.00	0	0	0	0.00	0	0.00	0	0.00	NA	0
(c)	Employee Trusts	0	0	0	0	0.00	0	0	0	0.00	0	0.00	0	0.00	NA	0
	Overseas Depositories (holding DRs) (balancing figure)	0	0	0	0	0.00	0	0	0	0.00	0	0.00	0	0.00	NA	0
(e)	Any Other (specify)	16	436000	0	0	3.05	436000	0	436000	3.05	0	3.05	0	0.00	NA	436000
1	Bodies Corporates	9	4000000	0	0	2.80	4000000	0	4000000	2.80	0	2.80	0	0.00	NA	4000000
	HEM SECURITIES LIMITED		224000	0	0	1.57	224000	0	224000	1.57	0	1.57	0	0.00	NA	224000
2	NRI's	6	26000	0	0	0.18	26000	0	26000	0.18	0	0.18	0	0.00	NA	26000
3	TRUST	1	10000	0	0	0.07	10000	0	10000	0.07	0	0.07	0	0.00	NA	10000
	Sub-Total (B)(3)	1180	4128040	0	0	28.88	4128040	0	4128040	28.88	0	28.88	0	0.00	NA	4128000
	Total Public Shareholding (B) = (B)(1)+(B)(2)+(B)(3)	1182	4296040	0	0	30.05	4296040	0	4296040	30.05	0	30.05	0	0.00	NA	4296000




Table IV - Statement showing shareholding pattern of the Non Promoter- Non Public shareholder																
Category & Name of the Shareholders	No. of shareholder	No. of fully paid up equity shares held	Partly paid-up equity shares held	Nos. of shares underlying Depository Receipts	Total nos. shares held (VII)=(IV)+(V)+(VI)	Shareholding % as per SCRR, 1957 As a % of (A+B+C2)	Number of Voting Rights held in each class of securities			Total as a % of Total Voting rights	No. of Shares Underlying convertible securities (including Warrants)	Shareholding, as a % assuming full conversion of convertible securities (as a percentage of diluted share capital) as a % of A+B+C2	Number of Locked in shares		Number of Shares pledged or otherwise encumbered	Number of equity shares held in dematerialized form
							Class: Equity Shares	Class: NIL	Total				No. (a)	As a % of total Shares held (b)		
(1)	(II)	(III)	(IV)	(V)	(VI)	(VII)	(VIII)	(IX)	(IX)	(X)	(XI)=(VII)+(X)	(XII)	(XIII)	(XIII)	(XIV)	(XV)
(a) Custodian/DR Holder Name of DR Holder (if available)	0	0	0	0	0	0.00	0	0	0	0	0.00	0	0	0	0.00	0
(2) Employee Benefit Trust (under SEBI (Share based Regulations, 2014)	0	0	0	0	0	0.00	0	0	0	0	0.00	0	0	0	0.00	0
(a) Total Non-Promoter- Non Public Shareholding (C)=(C1)+(C2)	0	0	0	0	0	0.00	0	0	0	0	0.00	0	0	0	0.00	0

