


Holding of Specified Securities

Annexure - I

1. Name of Listed Entity: UL TRACAB INDIA LIMITED
2. Scrip Code/Name of Scrip/Class of Security 538706
3. Share Holding Pattern Filed under: Reg. 31(1)(a)/Reg. 31(1)(b)/Reg.31(1)(c) _____
- a. If under 31(1)(b) then indicate the report for Quarter ending 31-12-2016
- b. If under 31(1)(c) then indicate date of allotment/extinguishment _____
4. Declaration: The Listed entity is required to submit the following declaration to the extent of submission of information:-

Particulars	Yes*	No*
1 Whether the Listed Entity has issued any partly paid up shares?		
2 Whether the Listed Entity has issued any Convertible Securities or Warrants?		
3 Whether the Listed Entity has any shares against which depository receipts are issued?		
4 Whether the Listed Entity has any shares in locked-in?		
5 Whether any shares held by promoters are pledge or otherwise encumbered?		

* If the Listed Entity selects the option 'No' for the questions above, the columns for the partly paid up shares, Outstanding Convertible Securities/Warrants, depository receipts, locked-in shares, No of shares pledged or otherwise encumbered by promoters, as applicable, shall not be displayed at the time of dissemination on the Stock Exchange website. Also wherever there is 'No' declared by Listed Entity in above table the values will be considered as 'Zero' by default on submission of the format of holding of specified securities.






Table 1 - SUMMARY STATEMENT HOLDING OF SPECIFIED SECURITIES

Category (i)	Category of shareholder (ii)	Nos of Share holders (iii)	No. of fully paid up equity Share held (iv)	Nos of Partly paid-up equity Share held (v)	No. of shares underlying Depository Receipts (vi)	Total nos. shares held (vii) = (iv)+(v)+(vi)	Shareholding as a % of total no. of shares (calculated as per SCRR 1957) (viii) As a % of (A+B+C2)	Number of Voting Rights held in each class of securities (ix)			Total as a % of (A+B+C)	No. of Shares Underlying Outstanding convertible securities (including Warrants) (x)	Shareholding, as a % assuming full conversion of convertible securities as a % of diluted share capital (xi) = (vii)+(x) As a % of (A+B+C2)	Number of Locked in shares (xii)		Number of Shares pledged or otherwise encumbered (xiii)		Number of equity shares held in dematerialized form (xiv)
								Class Equity	Class Others	Total				No. (a)	As a % of total shares held (b)	No. (a)	As a % of total shares held (b)	
(A)	Promoter & Promoter Group	20	7918940	0	0	7918940	62.2411	7918940	0	7918940	62.2411	0	62.2411	1707880	21.5670	0	0.0000	7918940
(B)	Public	212	4804060	0	0	4804060	37.7589	4804060	0	4804060	37.7589	0	37.7589	148500	3.0911	NA	NA	4804060
(C)	Non Promoter-Non Public	0	0	0	0	0	0.0000	0	0	0	0.0000	0	0.0000	0	0.0000	NA	NA	0
(C1)	Shares underlying DRs	0	0	0	0	0	NA	0	0	0	0.0000	0	0.0000	0	0.0000	NA	NA	0
(C2)	Shares held by Employee Trusts	0	0	0	0	0	0	0	0	0	0.0000	0	0.0000	0	0.0000	NA	NA	0
	Total	232	12723000	0	0	12723000	100.0000	12723000	0	12723000	100.0000	0	100.0000	1853380	14.5807	NA	NA	12723000

Table II - STATEMENT SHOWING SHAREHOLDING PATTERN OF THE PROMOTER AND PROMOTER GROUP

1	Indian	Category & Name of the Shareholders (i)	No of Shares held (iii)	No of fully paid up equity Shares held (iv)	Partly paid-up equity Share held (v)	No. of shares underlying Depository Receipts (vi)	Total nos. shares held (vii) = (iv)+(v)+(vi)	Shareholding % calculated as per SCRR, 1957 As a % of (A+B+C2) (viii)	Number of Voting Rights held in each class of securities (ix)			Total as a % of (A+B+C2)	No. of Shares Underlying Outstanding convertible securities (including Warrants) (x)	Shareholding, as a % assuming full conversion of convertible securities as a % of diluted share capital (xi) = (x)/(A+B+C2)	Number of Locked in shares (xii)	As a % of total shares held (xiii)	Number of Shares pledged or otherwise encumbered (xiv)	As a % of total shares held (xv)	Number of equity shares held in dematerialized form (xvi)	
									Class Equity	Class Preference	Total									
(A) Individual/ Hindu undivided Family																				
		NITESH P VAGHASKARIA (HUF)	1	385500	0	0	385500	3.0299	0	0	0	3.0299	0	257000	66.6667	0	0.0000	0	385500	
		VASANTBHAI H SHINGALA (HUF)	1	354000	0	0	354000	2.7824	0	0	0	2.7824	0	0	0.0000	0	0.0000	0	354000	
		NITESH PARSHOTAMBHAI	1	888147	0	0	888147	6.9806	0	0	0	6.9806	0	592100	66.6669	0	0.0000	0	888147	
		VAGHASKARIA	1	629100	0	0	629100	4.9446	0	0	0	4.9446	0	48000	7.6295	0	0.0000	0	629100	
		PARSHOTAMBHAI LALIBHAI	1	127200	0	0	127200	0.9998	0	0	0	0.9998	0	0	0.0000	0	0.0000	0	127200	
		YOGESHBHAI GOVINDBHAI	1	120000	0	0	120000	0.9432	0	0	0	0.9432	0	0	0.0000	0	0.0000	0	120000	
		RAMANI	1	120000	0	0	120000	0.9432	0	0	0	0.9432	0	0	0.0000	0	0.0000	0	120000	
		GOVINDBHAI KARSANBHAI	1	676350	0	0	676350	5.3160	0	0	0	5.3160	0	0	0.0000	0	0.0000	0	676350	
		PARSHOTAMBHAI	1	725400	0	0	725400	5.7015	0	0	0	5.7015	0	0	0.0000	0	0.0000	0	725400	
		VAGHASKARIA	1	152280	0	0	152280	1.1989	0	0	0	1.1989	0	0	0.0000	0	0.0000	0	152280	
		LAVABEN PARSHOTAMBHAI	1	354000	0	0	354000	2.7824	0	0	0	2.7824	0	238000	66.6667	0	0.0000	0	354000	
		VAGHASKARIA	1	423750	0	0	423750	3.3306	0	0	0	3.3306	0	0	0.0000	0	0.0000	0	423750	
		GOPALBHAI HARDASBHAI	1	290880	0	0	290880	2.2853	0	0	0	2.2853	0	0	0.0000	0	0.0000	0	290880	
		SHINGALA	1	91800	0	0	91800	0.7215	0	0	0	0.7215	0	0	0.0000	0	0.0000	0	91800	
		MAKTAJEN GOVINDBHAI RAMANI	1	314100	0	0	314100	2.4688	0	0	0	2.4688	0	0	0.0000	0	0.0000	0	314100	
		SHINGALA	1	231900	0	0	231900	1.8227	0	0	0	1.8227	0	0	0.0000	0	0.0000	0	231900	
		NITAJEN PRAVINBHAI SHINGALA	1	478200	0	0	478200	3.7585	0	0	0	3.7585	0	0	0.0000	0	0.0000	0	478200	
		SHINGALA	1	788920	0	0	788920	6.2000	0	0	0	6.2000	0	525960	66.6667	0	0.0000	0	788920	
		SHINGALA	1	73590	0	0	73590	0.5765	0	0	0	0.5765	0	48900	66.6667	0	0.0000	0	73590	
		ARTJEN PRAVINKUMAR SHINGALA	1	741497	0	0	741497	58.2801	0	0	0	58.2801	0	1707890	23.0328	0	0.0000	0	741497	
		Total	19	741497	0	0	741497	58.2801	0	0	0	58.2801	0	1707890	23.0328	0	0.0000	0	741497	
(B) Central Government/State Government(s)																				
		Total	0	0	0	0	0	0.0000	0	0	0	0.0000	0	0	0.0000	0	0.0000	0	0	
(C) Financial Institutions/Banks																				
		Total	0	0	0	0	0	0.0000	0	0	0	0.0000	0	0	0.0000	0	0.0000	0	0	
(D) ANY OTHER BODIES CORPORATE																				
		PRAVINKUMAR HARDASBHAI	1	287983	0	0	287983	2.2833	0	0	0	2.2833	0	0	0.0000	0	0.0000	0	287983	
		SHINGALA	1	287983	0	0	287983	2.2833	0	0	0	2.2833	0	0	0.0000	0	0.0000	0	287983	
		Total	20	7702940	0	0	7702940	60.5434	0	0	0	60.5434	0	1707890	22.1718	0	0.0000	0	7702940	
(E) Foreign																				
		Total	0	0	0	0	0	0.0000	0	0	0	0.0000	0	0	0.0000	0	0.0000	0	0	
(a) Individual/Non-Resident Individual/Foreign Individual(s)																				
		NITAJEN BHIKUBHAI KHATRA	1	216000	0	0	216000	1.6977	0	0	0	1.6977	0	0	0.0000	0	0.0000	0	216000	
		Total	1	216000	0	0	216000	1.6977	0	0	0	1.6977	0	0	0.0000	0	0.0000	0	216000	
(b) Government																				
		Total	0	0	0	0	0	0.0000	0	0	0	0.0000	0	0	0.0000	0	0.0000	0	0	
(c) Institutions																				
		Total	0	0	0	0	0	0.0000	0	0	0	0.0000	0	0	0.0000	0	0.0000	0	0	
(d) Foreign Portfolio Investor																				
		Total	0	0	0	0	0	0.0000	0	0	0	0.0000	0	0	0.0000	0	0.0000	0	0	
		Total (A)(2)	1	216000	0	0	216000	1.6977	0	0	0	1.6977	0	0	0.0000	0	0.0000	0	216000	
		Total Shareholding of Promoter and Promoter Group (A) = (A)(1)+(A)(2)	21	7918940	0	0	7918940	62.2411	0	0	0	62.2411	0	1707890	21.9570	0	0.0000	0	7918940	

Note: Details of Shares which remain unclaimed may be given near along with details such as number of shareholders, outstanding shares held in dematerialized suspense account, voting rights which are frozen etc.

(1) PAN would not be displayed on website of Stock Exchange(s).
 (2) The term "Encumbrance" has the same meaning as assigned under regulation 28(3) of SEBI (Substantial Acquisition of Shares and Takeovers) Regulations, 2011.




Table III - STATEMENT SHOWING SHAREHOLDING PATTERN OF THE PUBLIC SHAREHOLDER

Category & Name of the shareholders (i)	No.s of Shares held (ii)	No. of fully paid up equity Share held (iv)	Partly paid-up equity Share held (v)	No.s of Shares underlying Depository Receipts (vi)	Total nos. shares held (vii) = (iv)+(v)+(vi)	Shareholding % calculated as per SCRR (1957) As a % of (A+B+C2) (viii)	Number of Voting Rights held in each class of securities (ix)			No. of Shares Underlying Outstanding convertible securities (including Warrants) (x)	Total Shareholding, as a % assuming full conversion of convertible securities/ as a percentage of diluted share capital (xi) = (vii)+(x) As a % of (A+B+C2)	Number of Locked in shares (xii)	As a % of total shares held (xiii)	Number of Shares pledged or otherwise encumbered (xiv)	As a % of total shares held (xv)	Number of equity shares held in dematerialized form (xvi)
							Class Equity	Class Others	Total							
1 Institutions																
(a) Mutual Funds	0	0	0	0	0	0.0000	0	0	0	0	0.0000	0	0.0000	NA	NA	0
(b) Venture Capital Funds	0	0	0	0	0	0.0000	0	0	0	0	0.0000	0	0.0000	NA	NA	0
(c) Alternate Investment Funds	0	0	0	0	0	0.0000	0	0	0	0	0.0000	0	0.0000	NA	NA	0
(d) Foreign Venture Capital Investors	0	0	0	0	0	0.0000	0	0	0	0	0.0000	0	0.0000	NA	NA	0
(e) Foreign Portfolio Investors	0	0	0	0	0	0.0000	0	0	0	0	0.0000	0	0.0000	NA	NA	0
(f) Financial Institutions/Banks	0	0	0	0	0	0.0000	0	0	0	0	0.0000	0	0.0000	NA	NA	0
(g) Insurance Companies	0	0	0	0	0	0.0000	0	0	0	0	0.0000	0	0.0000	NA	NA	0
(h) Provident Funds/Pension Funds	0	0	0	0	0	0.0000	0	0	0	0	0.0000	0	0.0000	NA	NA	0
SUB TOTAL (B)(1)	0	0	0	0	0	0.0000	0	0	0	0	0.0000	0	0.0000	NA	NA	0
2 Central / State government(s)																
(a) Central Government/ State Government(s)/President of India	0	0	0	0	0	0.0000	0	0	0	0	0.0000	0	0.0000	NA	NA	0
SUB TOTAL (B)(2)	0	0	0	0	0	0.0000	0	0	0	0	0.0000	0	0.0000	NA	NA	0
3 Non-institutions																
(a.1) Individuals - i. Individual shareholders holding nominal share capital up to Rs. 2 lakhs.	151	847482	0	0	847482	6.5610	847482	0	847482	6.5610	0	0	0.0000	NA	NA	847482
(a.2) INDIVIDUAL - ii. Individual shareholders holding nominal share capital in excess of Rs. 2 lakhs.	47	3495940	0	0	3495940	27.4773	3495940	0	3495940	27.4773	148500	0	4.2478	NA	NA	3495940
BAVCHANDRHAL LALIBHAI VAGHASIYA	1	136500	0	0	136500	1.0728	136500	0	136500	1.0728	0	0	0.0000	NA	NA	136500
BHJUMBEN RAMNIBHAI VAGHASIYA	1	208950	0	0	208950	1.6423	208950	0	208950	1.6423	0	0	0.0000	NA	NA	208950
CHAMPABEN KARSANBHAI PATEL	1	153000	0	0	153000	1.2025	153000	0	153000	1.2025	0	0	0.0000	NA	NA	153000
MAJITA HITESHKUMAR PADARIYA	1	210000	0	0	210000	1.6506	210000	0	210000	1.6506	0	0	0.0000	NA	NA	210000
RAMABEN GOPALBHAI SHINGALA	1	126000	0	0	126000	1.0375	126000	0	126000	1.0375	0	0	0.0000	NA	NA	126000
SOMABEN YOGESHBHAI RAMANI	1	132000	0	0	132000	1.0375	132000	0	132000	1.0375	0	0	0.0000	NA	NA	132000
NARANBHAI L VAGHASIYA (HUF)	1	279000	0	0	279000	2.1928	279000	0	279000	2.1928	0	0	0.0000	NA	NA	279000
VASANTBHAI L VAGHASIYA (HUF)	1	228540	0	0	228540	1.7953	228540	0	228540	1.7953	0	0	0.0000	NA	NA	228540
(b) NBF-Cs registered with RBI	0	0	0	0	0	0.0000	0	0	0	0.0000	0	0	0.0000	NA	NA	0
(c) Employee Trusts	0	0	0	0	0	0.0000	0	0	0	0.0000	0	0	0.0000	NA	NA	0
(d) Overseas Depositories (holding DRs)	0	0	0	0	0	0.0000	0	0	0	0.0000	0	0	0.0000	NA	NA	0
(e) Any Other(BODIES CORPORATE)	10	386358	0	0	386358	3.0367	386358	0	386358	3.0367	0	0	0.0000	NA	NA	386358
BHARATBHAI NARANBHAI VAGHASIYA	1	301050	0	0	301050	2.3662	301050	0	301050	2.3662	0	0	0.0000	NA	NA	301050
(e) Any Other(CLEANING MEMBER)	3	5250	0	0	5250	0.0413	5250	0	5250	0.0413	0	0	0.0000	NA	NA	5250
(e) Any Other(NON RESIDENT INDIANS (NON REPAD))	1	69030	0	0	69030	0.5426	69030	0	69030	0.5426	0	0	0.0000	NA	NA	69030
SUB TOTAL (B)(3)	212	4804060	0	0	4804060	37.7589	4804060	0	4804060	37.7589	148500	0	3.0911	NA	NA	4804060
Total Public Shareholding (B) = (B)(1)+(B)(2)+(B)(3)	212	4804060	0	0	4804060	37.7589	4804060	0	4804060	37.7589	148500	0	3.0911	NA	NA	4804060

Details of the shareholders acting as persons in Concert including their Shareholding (No. and %): 0

Note: Details of Shares which remain unclaimed may be given near along with details such as number of Shareholders, outstanding shares held in demat/unclaimed suspense account, voting rights which are frozen etc.

(1) PAN would not be displayed on website of Stock Exchange(s).

(2) The above format needs to be disclosed along with the name of following persons: Institutions/Non Institutions holding more than 1% of total number of shares.




Table IV - STATEMENT SHOWING SHAREHOLDING PATTERN OF THE NON PROMOTER - NON PUBLIC SHAREHOLDER

Category & Name of the Shareholders (i)	PAN (ii)	No. of Shares held (iii)	No. of fully paid up equity Share held (iv)	Partly paid-up equity Share held (v)	No. of shares underlying Depository Receipts (vi)	Total no. shares held (vii) = (iv)+(v)+(vi)	Shareholding % calculated as per SCRR, 1957 As a % of (A+B+C2) (viii)	Number of Voting Rights held in each class of securities (ix)			Total as a % of (A+B+C)	No. of Underlying Outstanding convertible securities (including Warrants) (x)	Total Shareholding, as a % assuming full conversion of convertible securities as a % of diluted share capital (xi) = (vii)+(x) As a % of (A+B+C2)	Number of Locked in shares (xii)	As a % of total shares held (b)	Number of Shares pledged or otherwise encumbered (xiii)	As a % of total shares held (not applicable)	Number of equity shares held in dematerialized form (xiv)
								Class Equity x	Class Others y	Total								
1 Custodian/DJR Holder		0	0	0	0	0	0.0000	0	0	0	0.0000	0	0	0.0000	NA	NA	0	
2 Employee Benefit Trust (under SEBI (Share based Employee Benefit Regulations, 2014)		0	0	0	0	0	0.0000	0	0	0	0.0000	0	0	0.0000	NA	NA	0	
Total Non Promoter- Non Public Shareholding (C)=(1)+(C)(2)		0	0	0	0	0	0.0000	0	0	0	0.0000	0	0	0.0000	NA	NA	0	

Note
 (1) PAN would not be displayed on website of Stock Exchange(s)
 (2) The above format needs to disclose name of all holders holding more than 1% of total number of shares.
 (3) W.r.t. the information pertaining to Depository Receipts, the same may be disclosed in the respective columns to the extent information available.

