



Introductory sub-table (I)(a)

Name of the Company: MAJESTIC RESEARCH SERVICES & SOLUTIONS LIMITED			
Scrip Code, Name of the scrip, class of security:			
POST ISSUE			
Partly paid-up shares:-	No. of partly paid-up shares	As a % of total no. of partly paid-up shares	As a % of total no. of shares of the company
Held by promoter/promoter group	0	0.00	0.00
Held by public	0	0.00	0.00
Total - D	0	0.00	0.00
Outstanding convertible securities:-	No. of outstanding securities	As a % of total no. of outstanding convertible securities	As a % of total no. of shares of the company, assuming full conversion of the convertible securities
Held by promoter/promoter group	0	0.00	0.00
Held by public	0	0.00	0.00
Total - E	0	0.00	0.00
Warrants:-	No. of warrants	As a % of total no. of warrants	As a % of total no. of shares of the company, assuming full conversion of warrants
Held by promoter/promoter group	0	0.00	0.00
Held by public	0	0.00	0.00
Total - F	0	0.00	0.00
Total paid-up capital of the company, assuming full conversion of warrants and convertible securities (Grand Total (A+B+C)+ D+E+F)	4122000		100.00




Statement Showing Shareholding Pattern
Table (I)(a)

Category	Category of Shareholder	No. of Share	Total No. of	Total No. of Shares held in Dematerialized	Total Shareholding as a %		Shares held or	
					As a % of (A+B)	As a % of (A+B+C)	Number of shares	As a % of Total No. of Shares
(I)	(II)	(III)	(IV)	(V)	(VI)	(VII)	(VIII)	(IX)
(A)	Shareholding of Promoter and Promoter Group²							
(A1)	Indian							
(a)	Individuals/ Hindu Undivided Family	2	914496	914496	22.19	22.19	0	-
(b)	Central Government/ State Government(s)	0	0	0	0.00	0.00	0	-
(c)	Bodies Corporate	1	2087500	2087500	50.64	50.64	0	-
(d)	Financial Institutions/ Banks	0	0	0	0.00	0.00	0	-
(e)	Any Others(Specify)				0.00	0.00		
	Sub Total(A1)	3	3001996	3001996	72.83	72.83	0	0
(A2)	Foreign							
(a)	NRIs/Foreign Individuals	0	0	0	0.00	0.00	0	-
(b)	Bodies Corporate	0	0	0	0.00	0.00	0	-
(c)	Institutions	0	0	0	0.00	0.00	0	-
(d)	Any Others(Specify)				0.00	0.00		
	Sub Total(A2)	0	0	0	0.00	0.00	0	0
	Total Shareholding of Promoter and Promoter Group (A)=(A1)+(A2)	3	3001996	3001996	72.83	72.83	0	0
(B)	Public shareholding							
(B1)	Institutions							
(a)	Mutual Funds/ UTI	0	0	0	0.00	0.00	0	-
(b)	Financial Institutions/Banks	0	0	0	0.00	0.00	0	-
(c)	Central Government/ State Government(s)	0	0	0	0.00	0.00	0	-
(d)	Venture Capital Funds	0	0	0	0.00	0.00	0	-
(e)	Insurance Companies	0	0	0	0.00	0.00	0	-
(f)	Foreign Institutional Investors	0	0	0	0.00	0.00	0	-
(g)	Foreign Venture Capital Investors	0	0	0	0.00	0.00	0	-
(h)	Qualified Foreign Investor	0	0	0	0.00	0.00	0	-
(i)	Market Makers	1	70000	70000	1.70	1.70	0	-
(j)	Any Other (specify)				0.00	0.00		
	Sub-Total (B1)	1	70000	70000	1.70	1.70	0	0
(B2)	Non-institutions							
(a)	Bodies Corporate	1	60000	60000	1.46	1.46	0	-
(b)	Individuals							
(b-i)	Individual shareholders holding nominal share capital up to Rs 1 lakh	79	750004	750000	18.20	18.20	0	-
(b-ii)	Individual shareholders holding nominal share capital in excess of Rs. 1 lakh.	5	240000	240000	5.82	5.82	0	-
(c)	Qualified Foreign Investor	0	0	0	0.00	0.00	0	-
(d)	Any Other (specify)							
	Trust	0	0	0	0.00	0.00	0	-
	NRI	0	0	0	0.00	0.00	0	-
	OCB	0	0	0	0.00	0.00	0	-
	Clearing Members	0	0	0	0.00	0.00	0	-
	Sub-Total (B2)	85	1050004	1050000	25.47	25.47	0	0
	Total Public Shareholding (B)=(B1)+(B2)	86	1120004	1120000	27.17	27.17	0	0
	TOTAL (A)+(B)	89	4122000	4121996	100.00	100.00	0	0
(C)	Shares held by Custodians and against which Depository Receipts have been issued							
(C1)	Promoter and Promoter Group	0	0	0			0	-
(C2)	Public	0	0	0			0	-
	Sub-Total (C)	0	0	0	0	0	0	0
	GRAND TOTAL (A)+(B)+(C)	89	4122000	4121996	100.00	100.00	0	0




(i)(c)(i) Statement showing holding of securities (including shares, warrants, convertible securities) of persons belonging to the category "Public" and holding more than 1% of the total number of shares

Sr. No.	Name of the shareholder	Number of shares held	Shares as a percentage of total number of shares (i.e., Grand Total (A)+(B)+(C) indicated in Statement at para (i)(a) above)	Details of warrants		Details of convertible securities		Total shares (including underlying shares assuming full conversion of warrants and convertible securities) as a % of diluted share capital
				Number of warrants held	As a % of total number of warrants of the same class	Number of convertible securities held	As a % of total number of convertible securities of the same class	
1	VAISHALI JUTHANI	48000	1.16	0	0.00	0	0.00	1.16
2	ANANTAKRISHNAN NARAYANAN	42000	1.02	0	0.00	0	0.00	1.02
3	ECAP EQUITIES LIMITED	39000	0.95	0	0.00	0	0.00	0.95
4	CHOICE EQUITY BROKING PRIVATE LIMITED	39000	0.95	0	0.00	0	0.00	0.95
5	SUMIT BAJORIA	30000	0.73	0	0.00	0	0.00	0.73
	TOTAL	198000	4.80	0	0.00	0	0.00	4.80




(i)(c)(ii) Statement showing holding of securities (including shares, warrants, convertible securities) of persons (together with PAC) belonging to the category "Public" and holding more than 5% of the total number of shares of the company

Sr. No.	Name of the shareholder	Number of shares held	Shares as a percentage of total number of shares (i.e., Grand Total (A)+(B)+(C) Indicated in Statement at para (i)(a))	Details of warrants		Details of convertible securities		Total shares (including underlying shares assuming full conversion of warrants and convertible securities) as a % of diluted share capital
				Number of warrants held	As a % of total number of warrants of the same class	Number of convertible securities held	As a % of total number of convertible securities of the same class	
1			0.00	0	0.00	0	0.00	0.00
2			0.00	0	0.00	0	0.00	0.00
	TOTAL	0	0.00	0	0	0	0	0.00



(1)(d) Statement showing details of locked-in shares

Sl. No.	Name of the Shareholder	No. of Shares	Locked-in Shares as % of Total No. of Shares	Public/Promoter Group
1	MAJESTIC MARKET RESEARCH SUPPORT SERV	2087500	50.6429	PROMOTER & PROMOTER GROUP
2	RAJENDRA KUMAR SHARMA	914496	22.1857	PROMOTER & PROMOTER GROUP
3	SARANG JAYANT PANCHAL	1	0.00002	PROMOTER & PROMOTER GROUP
4	NAINA KRISHNA MURTHY	1	0.00002	Public
5	SAGAR BAIT	1	0.00002	Public
6	MANI SIGH KALSI	1	0.00002	Public
7	HARISH SINGH	1	0.00002	Public
	TOTAL	3002000	72.83	



(II)(a) Statement showing details of Depository Receipts (DRs)

Sl. No.	Type of Outstanding DR (ADRs, GDRs, SDRs, etc.)	No. of Outstanding DRs	No. of Shares Underlying Outstanding DRs	Shares Underlying Outstanding DRs as % of Total No. of Shares
1	Total	0	0	0.00

(II)(b) Statement showing holding of Depository Receipts (DRs), where underlying shares held by "promoter/promoter group" are in excess of 1% of the total number of shares

Sl. No.	Name of the DR Holder	Type of Outstanding DR (ADRs, GDRs, SDRs, etc.)	No. of Shares Underlying Outstanding DRs	Shares Underlying Outstanding DRs as % of Total No. of Shares
1	Total		0	0

