


C-13-3

Introductory sub-table (I)(a)


Name of the Company: VIBRANT GLOBAL CAPITAL LIMITED			
Scrip Code, Name of the scrip, class of security:			
POST ISSUE			
	No. of partly paid-up shares	As a % of total no. of partly paid-up shares	As a % of total no. of shares of the company
Partly paid-up shares:-			
Held by promoter/promoter group	0	0.00	0.00
Held by public	0	0.00	0.00
Total - D	0	0.00	0.00
	No. of outstanding securities	As a % of total no. of outstanding convertible securities	As a % of total no. of shares of the company, assuming full conversion of the convertible securities
Outstanding convertible securities:-			
Held by promoter/promoter group	0	0.00	0.00
Held by public	0	0.00	0.00
Total - E	0	0.00	0.00
	No. of warrants	As a % of total no. of warrants	As a % of total no. of shares of the company, assuming full conversion of warrants
Warrants:-			
Held by promoter/promoter group	0	0.00	0.00
Held by public	0	0.00	0.00
Total - F	0	0.00	0.00
Total paid-up capital of the company, assuming full conversion of warrants and convertible securities (Grand Total (A+B+C)+ D+E+F)	22907380		100.00



Statement Showing Shareholding Pattern

Table (IX)

Category	Category of Shareholder	No. of Share	Total No. of Shares held in Dematerialised	Total Shareholding as a % of (A+B+C)	As a % of (A+B+C)	Number of shares	Shares pledged or As a % of Total No. of Shares
(i)	(ii)	(iii)	(iv)	(v)	(vi)	(vii)	(viii)
(A)	Shareholding of Promoter and Promoter Group ²						
(A1)	Indian						
(a)	Individuals/ Hindu Undivided Family	3	6665050	29.10	29.10	0	-
(b)	Central Government/ State Government(s)	0	0	0.00	0.00	0	-
(c)	Bodies Corporate	2	5700244	24.88	24.88	0	-
(d)	Financial Institutions/ Banks	0	0	0.00	0.00	0	-
(e)	Any Others(Specify)			0.00	0.00		-
	Sub-Total(A1)	5	12365294	53.98	53.98	0	0
(A2)	Foreign						
(a)	NRI/Foreign Individuals	0	0	0.00	0.00	0	-
(b)	Bodies Corporate	0	0	0.00	0.00	0	-
(c)	Institutions	0	0	0.00	0.00	0	-
(d)	Any Others(Specify)			0.00	0.00		-
	Sub-Total(A2)	0	0	0.00	0.00	0	0
	Total Shareholding of Promoter and Promoter Group (A1+A2)	5	12365294	53.98	53.98	0	0
(B)	Public shareholding						
(B1)	Institutions						
(a)	Mutual Funds/ UTI	0	0	0.00	0.00	0	-
(b)	Financial Institutions/Banks	0	0	0.00	0.00	0	-
(c)	Central Government/ State Government(s)	0	0	0.00	0.00	0	-
(d)	Venture Capital Funds	0	0	0.00	0.00	0	-
(e)	Insurance Companies	0	0	0.00	0.00	0	-
(f)	Foreign Institutional Investors	0	0	0.00	0.00	0	-
(g)	Foreign Venture Capital Investors	0	0	0.00	0.00	0	-
(h)	Qualified Foreign Investor	0	0	0.00	0.00	0	-
(i)	Market Makers	1	306000	1.34	1.34	0	-
(j)	Any Other (Specify)			0.00	0.00		-
	Sub-Total (B1)	1	306000	1.34	1.34	0	0
(B2)	Non-institutions						
(a)	Bodies Corporate	2	2567376	11.21	11.21	0	-
(b)	Individuals						
(b-i)	Individual shareholders holding nominal share capital up to Rs 1 lakh	530	3162060	13.80	13.80	0	-
(b-ii)	Individual shareholders holding nominal share capital in excess of Rs. 1 lakh	58	3894650	17.00	17.00	0	-
(c)	Qualified Foreign Investor	0	0	0.00	0.00	0	-
(d)	Any Other (Specify)						
	NRI	1	612000	2.67	2.67	0	-
	OCCB	0	0	0.00	0.00	0	-
	Clearing Members	0	0	0.00	0.00	0	-
	Sub-Total (B2)	591	10236086	44.68	44.68	0	0
	Total Public Shareholding (B)=(B1+B2)	592	10542086	46.02	46.02	0	0
	TOTAL (A+B)	597	22907380	100.00	100.00	0	0
(C)	Shares held by Custodians and Receipts have been Issued against which Depository Promoter and Promoter Group						
(C1)	Public	0	0	0.00	0.00	0	-
(C2)	Sub-Total (C)	0	0	0.00	0.00	0	0
	GRAND TOTAL (A+B+C)	597	22907380	100.00	100.00	0	0



(1)(b) Statement showing Shareholding of persons belonging to the category
 "Promoter and Promoter Group"
 (*) The term "encumbrance" has the same meaning as assigned to it in regulation 28(3) of the SAST Regulations, 2011.

Sr. No.	Name of the shareholder	Details of Shares held		Encumbered shares (*)			Details of warrants		Details of convertible securities		Total shares (including underlying shares assuming full conversion of warrants and convertible securities) as a % of diluted share capital
		No. of Shares held	As a % of grand total (A)+(B)+(C)	Number	As a percentage (V) = (V) / (III) * 100	As a % of grand total of sub-clause (I)(a) (VII)	Number of warrants held	As a % of total number of warrants of the same class (IX)	Number of convertible securities held	As a % of total number of convertible securities of the same class (XI)	
(i)	(ii)	(iii)	(iv)	(v)	(vi) = (v) / (iii) * 100	(vii)	(viii)	(ix)	(x)	(xi)	(xii)
1	VIBRANT GLOBAL INFRAPROJECT P.LTD.	5696400	24.87	0	0.00	0.00	0	0.00	0	0.00	5696400.00
2	VAIBHAV GARG	3350360	14.63	0	0.00	0.00	0	0.00	0	0.00	3350360.00
3	VINOD GARG (HUF)	3288500	14.36	0	0.00	0.00	0	0.00	0	0.00	3288500.00
4	VINOD GARG	26190	0.11	0	0.00	0.00	0	0.00	0	0.00	26190.00
5	VIBRANT GLOBAL TRADING (P) LTD.	3844	0.02	0	0.00	0.00	0	0.00	0	0.00	3844.00
	TOTAL	12365294	53.98	0	0.00	0.00	0	0.00	0	0.00	12365294.00



(l)(c)(i) Statement showing holding of securities (including shares, warrants, convertible securities) of persons belonging to the category "Public" and holding more than 1% of the total number of shares

Sr. No.	Name of the shareholder	Number of shares held	Shares as a percentage of total number of shares (i.e., Grand Total (A)+(B)+(C) indicated in Statement at para (l)(a) above)	Details of warrants		Details of convertible securities		Total shares (including underlying shares assuming full conversion of warrants and convertible securities) as a % of diluted share capital
				Number of warrants held	As a % of total number of warrants of the same class	Number of convertible securities held	As a % of total number of convertible securities of the same class	
1	LOKESH INDUSTRIAL SERVICES P.LTD.	1453200	6.34	0	0.00	0	0.00	1453200.00
2	RISA SECURITIES P.LTD.	1114176	4.86	0	0.00	0	0.00	1114176.00
3	RAKESH GARG	612000	2.67	0	0.00	0	0.00	612000.00
4	HARIDWAR ARUN KUMAR (H.U.F)	315000	1.38	0	0.00	0	0.00	315000.00
5	HEM SECURITIES LIMITED	306000	1.34	0	0.00	0	0.00	306000.00
6	SAVITA HANSARIA	280000	1.22	0	0.00	0	0.00	280000.00
7	RAKSHA SURANA	240090	1.05	0	0.00	0	0.00	240090.00
	TOTAL	4320466	18.86	0	0.00	0	0.00	4320466.00




(i)(c)(ii) Statement showing holding of securities (including shares, warrants, convertible securities) of persons (together with PAC) belonging to the category "Public" and holding more than 5% of the total number of shares of the company

Sr. No.	Name of the shareholder	Number of shares held	Shares as a percentage of total number of shares {i.e., Grand Total (A)+(B)+(C) indicated in Statement at para 11(A) thereof	Details of warrants		Details of convertible securities		Total shares (including underlying shares assuming full conversion of warrants and convertible securities) as a % of diluted share capital
				Number of warrants held	As a % of total number of warrants of the same class	Number of convertible securities held	As a % of total number of convertible securities of the same class	
1	LOKESH INDUSTRIAL SERVICES P.LTD.	1453200	6.34	0	0.00	0	0.00	1453200.00
	TOTAL	1453200	6.34	0.00	0.00	0.00	0.00	1453200.00



(I)(d) Statement showing details of locked-in shares

Sl. No.	Name of the Shareholder	No. of Shares	Locked-in Shares as % of Total No. of Shares	Public / Promoter Group
1	VIBRANT GLOBAL INFRAPROJECT P.LTD.	5696400	24.87	Promoter Group
2	VAIBHAV GARG	3350360	14.63	Promoter Group
3	VINOD GARG (HUF)	3288500	14.36	Promoter Group
4	LOKESH INDUSTRIAL SERVICES P.LTD.	1453200	6.34	Public
5	RISA SECURITIES P.LTD.	1114176	4.86	Public
6	HARIDWAR ARUN KUMAR (H.U.F)	315000	1.38	Public
7	SAVITA HANSARIA	280000	1.22	Public
8	RAKSHA SURANA	240090	1.05	Public
9	RICHA JAIN	180460	0.79	Public
10	NIKITA BERIWAL	168000	0.73	Public
11	PREETI KOTHARI	162300	0.71	Public
12	UMANG HANSARIA	140000	0.61	Public
13	KAMAL KOTHARI	124300	0.54	Public
14	HARISH WAGHELA	124300	0.54	Public
15	SUDHIR SURANA	124000	0.54	Public
16	ARUN BERIWAL	74200	0.32	Public
17	VINOD GARG	26190	0.11	Promoter Group
18	VIBRANT GLOBAL TRADING (P) LTD.	3844	0.02	Promoter Group
19	PREMLATA MEHADIA	50	0.00	Public
20	PANKAJ NANDLAL AGRAWAL	5	0.00	Public
21	AJAY LOHIYA	5	0.00	Public
	TOTAL	16865380	73.62	



(II)(a) Statement showing details of Depository Receipts (DRs)

Sl. No.	Type of Outstanding DR (ADRs, GDRs, SDRs, etc.)	No. of Outstanding DRs	No. of Shares Underlying Outstanding DRs	Shares Underlying Outstanding DRs as % of Total No. of Shares
1			0	0.00
	Total	0	0	0.00

(II)(b) Statement showing holding of Depository Receipts (DRs), where underlying shares held by "promoter/promoter group" are in excess of 1% of the total number of shares

Sl. No.	Name of the DR Holder	Type of Outstanding DR (ADRs, GDRs, SDRs, etc.)	No. of Shares Underlying Outstanding DRs	Shares Underlying Outstanding DRs as % of Total No. of Shares
1			0	0
	Total		0	0

