


Introductory sub-table (I)(a)

Name of the Company: Chemtech Industrial Valves Limited			
Scrip Code, Name of the scrip, class of security: Equity Shares			
POST ISSUE			
Partly paid-up shares:-	No. of partly paid-up shares	As a % of total no. of partly paid-up shares	As a % of total no. of shares of the company
Held by promoter/promoter group	0	0.00	0.00
Held by public	0	0.00	0.00
Total - D	0	0.00	0.00
Outstanding convertible securities:-	No. of outstanding securities	As a % of total no. of outstanding convertible securities	As a % of total no. of shares of the company, assuming full conversion of the convertible securities
Held by promoter/promoter group	0	0.00	0.00
Held by public	0	0.00	0.00
Total - E	0	0.00	0.00
Warrants:-	No. of warrants	As a % of total no. of warrants	As a % of total no. of shares of the company, assuming full conversion of warrants
Held by promoter/promoter group	0	0.00	0.00
Held by public	0	0.00	0.00
Total - F	0	0.00	0.00
Total paid-up capital of the company, assuming full conversion of warrants and convertible securities (Grand Total (A+B+C)+ D+E+F)	11487333		100.00


Handwritten signature



Statement Showing Shareholding Pattern

Table I(a)

Category code	Category of Shareholder	No. of Share holders	Total No. of Shares	Total No. of Shares held In Dematerialized Form	Total Shareholding as a % of total No. of Shares		Shares pledged or otherwise encumbered	
					As a % of (A+B)	As a % of (A+B+C)	Number of shares	As a % of Total No. of Shares
(I)	(II)	(III)	(IV)	(V)	(VI)	(VII)	(VIII)	(IX)
(A)	Shareholding of Promoter and Promoter Group²							
(A1)	Indian							
(a)	Individuals/ Hindu Undivided Family	7	6519333	6519333	56.75	56.75	0	-
(b)	Central Government/ State Government(s)	0	0	0	-	-	0	-
(c)	Bodies Corporate	0	0	0	-	-	0	-
(d)	Financial Institutions/ Banks	0	0	0	-	-	0	-
(e)	Any Others(Specify)				-	-		-
	Sub Total(A1)	7	6519333	6519333	56.75	56.75	0	0.00
(A2)	Foreign							
(a)	NRIs/Foreign Individuals	0	0	0	-	-	0	-
(b)	Bodies Corporate	0	0	0	-	-	0	-
(c)	Institutions	0	0	0	-	-	0	-
(d)	Any Others(Specify)				-	-		-
	Sub Total(A2)	0	0	0	0.00	0.00	0	0.00
	Total Shareholding of Promoter and Promoter Group (A)=(A1)+(A2)	7	6519333	6519333	56.75	56.75	0	0.00
(B)	Public shareholding							
(B1)	Institutions							
(a)	Mutual Funds/ UTI	0	0	0	-	-	0	-
(b)	Financial Institutions/Banks	0	0	0	-	-	0	-
(c)	Central Government/ State Government(s)	0	0	0	-	-	0	-
(d)	Venture Capital Funds	0	0	0	-	-	0	-
(e)	Insurance Companies	0	0	0	-	-	0	-
(f)	Foreign Institutional Investors	0	0	0	-	-	0	-
(g)	Foreign Venture Capital Investors	0	0	0	-	-	0	-
(h)	Qualified Foreign Investor	0	0	0	-	-	0	-
(i)	Market Makers	1	280000	280000	2.44	2.44	0	-
(j)	Any Other (specify)							
	Sub-Total (B1)	1	280000	280000	2.44	2.44	0	0.00
(B2)	Non-institutions							
(a)	Bodies Corporate	2	32000	32000	0.28	0.28	0	-
(b)	Individuals							
(b-i)	Individual shareholders holding nominal share capital up to Rs 1 lakh	135	1080000	1080000	9.40	9.40	0	-
(b-ii)	Individual shareholders holding nominal share capital in excess of Rs. 1 lakh.	80	3576000	3576000	31.13	31.13	0	-
(c)	Qualified Foreign Investor	0	0	0	-	-	0	-
(d)	Any Other (specify)							
	NRI	0	0	0	-	-	0	-
	OCB	0	0	0	-	-	0	-
	Clearing Members	0	0	0	-	-	0	-
	Sub-Total (B2)	217	4688000	4688000	40.81	40.81	0	0.00
	Total Public Shareholding (B)=(B1)+(B2)	218	4968000	4968000	43.25	43.25	0	0.00
	TOTAL (A)+(B)	225	11487333	11487333	100.00	100.00	0	0.00
(C)	Shares held by Custodians and against which Depository Receipts have been issued							
(C1)	Promoter and Promoter Group							
(C1)	Promoter and Promoter Group	0	0	0	-	-	0	-
(C2)	Public	0	0	0	-	-	0	-
	Sub-Total (C)	0	0	0		0.00	0	0.00
	GRAND TOTAL (A)+(B)+(C)	225	11487333	11487333		100.00	0	0.00




Handwritten signature

(1)(b) Statement showing Shareholding of persons belonging to the category "Promoter and Promoter Group" (*) The term "encumbrance" has the same meaning as assigned to it in regulation 28(3) of the SAST Regulations, 2011.

Sr. No.	Name of the shareholder	Details of Shares held		Encumbered shares (*)			Details of warrants		Details of convertible securities		Total shares underlying shares (including conversion of warrants and convertible securities) as a % of diluted share capital
		No. of Shares held	As a % of grand total (A)+(B)+(C)	Number	As a percentage (VI) = (V) / (III)* 100	As a % of grand total (A)+(B)+(C) of sub-clause (1)(a)	Number of warrants held	As a % of total number of warrants of the same class	Number of convertible securities held	As a % of total number of convertible securities of the same class	
(I)	(II)	(III)	(IV)	(V)	(VI) = (V) / (III)* 100	(VII)	(VIII)	(IX)	(X)	(XI)	(XII)
1	NAMRATA PRADEEP BADKUR	1454166	12.66	0	0.00	0.00	0	0.00	0	0.00	12.66
2	HARSH PRADEEP BADKUR	1314166	11.44	0	0.00	0.00	0	0.00	0	0.00	11.44
3	IGNATIUS DAVID CHITTATUKARAK	1298500	11.30	0	0.00	0.00	0	0.00	0	0.00	11.30
4	PRADEEP SHIKHARCHAND BADKUR	1260763	10.98	0	0.00	0.00	0	0.00	0	0.00	10.98
5	PUNEET PRADEEP BADKUR	1016668	8.85	0	0.00	0.00	0	0.00	0	0.00	8.85
6	JIMMY IGNATIUS CHITTATUKARAK	175000	1.52	0	0.00	0.00	0	0.00	0	0.00	1.52
7	DINESH RAJABHAI RITA	70	0.00	0	0.00	0.00	0	0.00	0	0.00	0.00
	TOTAL	6519333	56.75	0	0.00	0.00	0	0.00	0	0.00	56.75


Handwritten signature



(l)(c)(i) Statement showing holding of securities (including shares, warrants, convertible securities) of persons belonging to the category "Public" and holding more than 1% of the total number of shares

Sr. No.	Name of the shareholder	Number of shares held	Shares as a percentage of total number of shares {i.e., Grand Total (A)+(B)+(C) indicated in Statement at para (l)(a) above}	Details of warrants		Details of convertible securities		Total shares (including underlying shares assuming full conversion of warrants and convertible securities) as a % of diluted share capital
				Number of warrants held	As a % of total number of warrants of the same class	Number of convertible securities held	As a % of total number of convertible securities of the same class	
1	CHOICE EQUITY BROKING PRIVATE	280000	2.44	0	0.00	0	0.00	2.44
2	RATNESH CHAND MAHAVIR PRASAD	176000	1.53	0	0.00	0	0.00	1.53
3	RICHA MODI	144000	1.25	0	0.00	0	0.00	1.25
4	KAMLESH BHAGWANDAS BATHIJA	128000	1.11	0	0.00	0	0.00	1.11
5	RAJESHWARI MODI	120000	1.04	0	0.00	0	0.00	1.04
6	BADRI NARAYAN MODI	120000	1.04	0	0.00	0	0.00	1.04
	TOTAL	968000	8.43	0	0.00	0	0.00	8.43


Verdy



(I)(c)(II) Statement showing holding of securities (including shares, warrants, convertible securities) of persons (together with PAC) belonging to the category "Public" and holding more than 5% of the total number of shares of the company


Sr. No.	Name of the shareholder	Number of shares held	Shares as a percentage of total number of shares {i.e., Grand Total (A)+(B)+(C) indicated in Statement at para (I)(a) above}	Details of warrants		Details of convertible securities		Total shares (including underlying shares assuming full conversion of warrants and convertible securities) as a % of diluted share capital
				Number of warrants held	As a % of	Number of convertible securities held	As a % of	
					total number of warrants of the same class		total number of convertible securities of the same class	
1			-	-	-	-	-	-
	TOTAL	0	0.00	0	0.00	0	0.00	0.00

Handwritten signature



(I)(d) Statement showing details of locked-in shares

Sl. No.	Name of the Shareholder	No. of Shares	Locked-In Shares as % of Total No. of Shares	Public / Promoter Group
1	NAMRATA PRADEEP BADKUR	1454166	12.66	Promoter Group
2	HARSH PRADEEP BADKUR	1314166	11.44	Promoter Group
3	IGNATIUS DAVID CHITTATUKARAKA	1298500	11.30	Promoter Group
4	PRADEEP SHIKHARCHAND BADKUR	1260763	10.98	Promoter Group
5	PUNEET PRADEEP BADKUR	1016668	8.85	Promoter Group
6	JIMMY IGNATIUS CHITTATUKARAKA	175000	1.52	Promoter Group
7	DINESH RAJABHAI RITA	70	0.00	Promoter Group
	TOTAL	6519333	56.75	



(II)(a) Statement showing details of Depository Receipts (DRs)

Sl. No.	Type of Outstanding DR (ADRs, GDRs, SDRs, etc.)	No. of Outstanding DRs	No. of Shares Underlying Outstanding DRs	Shares Underlying Outstanding DRs as % of Total No. of Shares
1			0	0.00
	Total	0	0	0.00

(II)(b) Statement showing holding of Depository Receipts (DRs), where underlying shares held by "promoter/promoter group" are in excess of 1% of the total number of shares

Sl. No.	Name of the DR Holder	Type of Outstanding DR (ADRs, GDRs, SDRs, etc.)	No. of Shares Underlying Outstanding DRs	Shares Underlying Outstanding DRs as % of Total No. of Shares
1				
	Total		0	0

