

## Introductory sub-table (I)(a)

Name of the Company: STELLAR CAPITAL SERVICES LIMITED			
Scrip Code, Name of the scrip, class of security:			
Quarter ended: 25/10/2013 POST ISSUE			
Partly paid-up shares:-		As a % of total no. of partly paid-up shares	As a % of total no. of shares of the
Held by promoter/promoter group	0	0	0
Held by public	0	0	0
Total - D	0	0	0
Outstanding convertible securities:-		As a % of total no. of outstanding convertible securities	As a % of total no. of shares of the company, assuming full conversion of the convertible securities
Held by promoter/promoter group	0	0	0
Held by public	0	0	0
Total - E	0	0	0
Warrants:-		No. of warrants	As a % of total no. of warrants
Held by promoter/promoter group	0	0	0
Held by public	0	0	0
Total - F	0	0	0
Total paid-up capital of the company, assuming full conversion of warrants and convertible securities		16561500	100




### Statement Showing Shareholding Pattern

[illegible]



	Total Shareholding of Promoter and Promoter Group (A) = (A)(1)+(A)(2)	4	4395000	4395000	26.54	26.54	0	0.00
(B)	Public shareholding							
I	Institutions							
(a)	Mutual Funds/ UTT	0	0	0	0.00	0.00	0	0.00
(b)	Financial Institutions / Banks	0	0	0	0.00	0.00	0	0.00
(c)	Central Government/ State Government(s)	0	0	0	0.00	0.00	0	0.00
(d)	Venture Capital Funds	0	0	0	0.00	0.00	0	0.00
(e)	Insurance Companies	0	0	0	0.00	0.00	0	0.00
(f)	Foreign Institutional Investors	0	0	0	0.00	0.00	0	0.00
(g)	Foreign Venture Capital Investors	0	0	0	0.00	0.00	0	0.00
(h)	Nominated Investors	0	0	0	0.00	0.00	0	0.00
(i)	Market Maker	1	246000	246000	1.49	1.49	0	0.00
(j)	Any Other (specify)	0	0	0	0.00	0.00	0	0.00
	Sub-Total (B)(1)	1	246000	246000	1.49	1.49	0	0.00
B 2	Non-institutions							
(a)	Bodies Corporate	16	6646500	2334000	40.13	40.13	0	0.00
(b)	Individuals							
I	Individuals -i. Individual shareholders holding nominal share capital up to Rs 1 lakh	99	594000	594000	3.59	3.59	0	0.00
II	ii. Individual shareholders holding nominal share capital in excess of Rs. 1 lakh.	11	4188000	840000	25.29	25.29	0	0.00
(c)	N.R.I.(REPT & NON-REPT)	0	0	0	0.00	0.00	0	0.00
(c-i)	Clearing House/Public Trust	0	0	0	0.00	0.00	0	0.00
(c-ii)	Corporate Bodies - OCB	0	0	0	0.00	0.00	0	0.00
(c-iii)	Intermediary/Other Depository A/c	0	0	0	0.00	0.00	0	0.00
(c-iv)	Hindu Undivided Family	20	492000	492000	2.97	2.97	0	0.00
(c-v)	Clearing Members	0	0	0	0.00	0.00	0	0.00
(c-vi)	Qualified Foreign Investor -Individual							
(c-vii)	Qualified Foreign Investor-Corporate							
	Sub-Total (B)(2)	146	11920500	4260000	71.98	71.98	0	0.00



(B)	Total Public Shareholding (B)= (B)(1)+(B)(2)							
	147	12166500	4506000	73.46	73.46	0	0.00	
	TOTAL (A)+(B)	151	16561500	8901000	100.00	0	0.00	
(C)	Shares held by Custodians and against which Depository Receipts have been issued							
1	Promoter and Promoter Group	0	0	0	0.00	0	0.00	
2	Public	0	0	0	0.00	0	0.00	
	Sub-Total (C)	0	0	0	0.00	0	0.00	
	GRAND TOTAL (A)+(B)+(C)	151	16561500	8901000	100.00	0	0.00	



Sr.No	Notes
1	
2	
3	
4	
5	
6	
7	
8	
9	





(1)(b) Statement showing holding of securities (including shares, warrants, convertible securities) of persons belonging to the category "Promoter and Promoter Group"

Sr.	Name of the shareholder	Details of Shares held		Encumbered shares (*)		Details of warrants		Details of convertible securities		Total shares (including underlying shares assuming full conversion of warrants and convertible securities) as a % of diluted share capital	
Sr. No.		Number of shares held	As a % of grand total (A) +(B) +( C )	No.	As a percentage (V)=(V)/(III)*100	As a % of grand total (A)+(B)+(C) of sub-clause (I)(a)	Number of warrants held	As a % of total number of warrants of the same class	Number of convertible securities held	As a % of total number of convertible securities of the same class	
		(iii)	(iv)	(v)	(vi)=(V)/(III)*100	(vii)	(viii)	(ix)	(x)	(xi)	
		(i)	(ii)	(iii)	(iv)	(v)	(vi)	(vii)	(viii)	(ix)	(x)
		(i)	(ii)	(iii)	(iv)	(v)	(vi)	(vii)	(viii)	(ix)	(x)
		(i)	(ii)	(iii)	(iv)	(v)	(vi)	(vii)	(viii)	(ix)	(x)
1	VISHAL SHARMA	495000	2.99	0	0.00	0.00	0	0	0	0	2.99
2	VIKRAM SHARMA	39000	0.24	0	0.00	0.00	0	0	0	0	0.24
3	ASHISH BANSAL	21000	0.13	0	0.00	0.00	0	0	0	0	0.13
4	TECHNOFAB CONSTRUCTIONS PVT. LTD	3840000	23.19	0	0.00	0.00	0	0	0	0	23.19
TOTAL		4395000	26.54	0	0.00	0.00	0	0	0	0	26.54

(\*) The term "encumbrance" has the same meaning as assigned to it in regulation 28(3) of the SAST Regulations, 2011



(1)(c)(i) Statement showing holding of securities (including shares, warrants, convertible securities) of persons belonging to the category "Public" and holding more than 1% of the total number of shares


Sr. No.	Name of the shareholder	Number of shares held	Shares as a percentage of total number of shares {i.e., Grand Total (A)+(B)+(C) indicated in Statement at para (1)(a) above}	Details of warrants		Details of convertible securities		Total shares (including underlying shares assuming full conversion of warrants and convertible securities) as a % of diluted share capital
				Number of warrant s held	As a % of total number of warrants of the same class	Number of convertible securities held	% w.r.t total number of convertible securities of the same	
1	MRS SUNITA BANSAL	606000	3.66	0	0	0	0	3.66
2	M/S MSB E-TRADE SECURITIES LTD	246000	1.49	0	0	0	0	1.49
3	GOPAL BANSAL (HUF)	366000	2.21	0	0	0	0	2.21
4	M/S SHRI SATI HOSIERY PRIVATE LTD	708000	4.27	0	0	0	0	4.27
5	M/S AUTOLITE AGENCIES PVT. LTD	510000	3.08	0	0	0	0	3.08
6	MANOJ SHARMA	618000	3.73	0	0	0	0	3.73
7	DAMODAR SHARMA	750000	4.53	0	0	0	0	4.53
8	YOGESH KUMAR	750000	4.53	0	0	0	0	4.53
9	ARVEND SINGH	462000	2.79	0	0	0	0	2.79
10	NARESH KUMAR GUPTA	750000	4.53	0	0	0	0	4.53
11	DAISY DISTRIBUTORS PVT. LTD	469500	2.83	0	0	0	0	2.83
12	JAGRANI TRADERS PVT. LTD	837000	5.05	0	0	0	0	5.05
13	MAA SHARDA DISTRIBUTORS PVT. LTD	697500	4.21	0	0	0	0	4.21
14	FALORA DISTRIBUTORS PVT. LTD	336000	2.03	0	0	0	0	2.03
15	RED CHILI INFOTECH PVT.LTD	255000	1.54	0	0	0	0	1.54
16	MYRA APPARELS PRIVATE LTD	1245000	7.52	0	0	0	0	7.52
17	SONAL MERCANTILE LTD	492000	2.97					2.97
18	PANKAJ PIYUSH TRADE AND INVESTMENTS LTD	612000	3.70					3.70
TOTAL		10710000	64.67	0	0	0	0	64.67





(I)(c)(ii) Statement showing holding of securities (including shares, warrants, convertible securities) of persons (together with PAC) belonging to the category "Public" and holding more than 5% of the total number of shares of the company



Sr. No.	Name(s) of the shareholder(s) and the Persons Acting in Concert (PAC) with them	Number of shares	Shares as a percentage of total number of shares  {i.e., Grand Total (A)+(B)+(C) indicated in Statement at para (I)(a) above}	Details of warrants		Details of convertible securities			Total shares (including underlying shares assuming full conversion of warrants and convertible securities) as a % of diluted share capital
				Number of warrants	As a % total number of warrants of the same class	Number of convertible securities held	% w.r.t total number of convertible securities of the same class		
1	JAGRANI TRADERS PVT. LTD	837000	5.05	0	0	0	0	5.05	
2	MYRA APPARELS PRIVATE LIMITED	1245000	7.52	0	0	0	0	7.52	
TOTAL		2082000	12.57	0	0	0	0	12.57	





(1)(d) Statement showing details of locked-in shares

Sr. No.	Name of the shareholder	Number of locked-in shares	Locked-in shares as a percentage of total number of shares i.e., Grand Total (A)+(B)+(C) indicated in	PROMOTER / PROMOTER GROUP/ PUBLIC
1	VISHAL SHARMA	495000	2.99	PROMOTER
2	VIKRAM SHARMA	39000	0.24	PROMOTER
3	ASHISH BANSAL	21000	0.13	PROMOTER
4	TECHNOFAB CONSTRUCTIONS PRIVATE LIMITED	3840000	23.19	PROMOTER
5	DAISY DISTRIBUTORS PRIVATE LIMITED	469500	2.83	PUBLIC
6	DAKSH BUILDPRO PRIVATE LIMITED	84000	0.51	PUBLIC
7	JAGRANI TRADERS PRIVATE LIMITED	837000	5.05	PUBLIC
8	LEENA INFOTECH PRIVATE LIMITED	60000	0.36	PUBLIC
9	LILY INFRA TECH PRIVATE LIMITED	150000	0.91	PUBLIC
10	MAA SHARDA DISTRIBUTORS PRIVATE LIM	697500	4.21	PUBLIC
11	PRECIOUS TRADEWAYS PRIVATE LIMITED	127500	0.77	PUBLIC
12	FALORA DISTRIBUTORS PRIVATE LIMITED	336000	2.03	PUBLIC
13	REDI CHILLI INFOTECH PRIVATE LIMITE	255000	1.54	PUBLIC
14	VALUE DISTRIBUTORS PRIVATE LIMITED	51000	0.31	PUBLIC
15	MYRA APPARELS PRIVATE LIMITED	1245000	7.52	PUBLIC
16	MANOJ SHARMA	618000	3.73	PUBLIC
17	DAMODAR SHARMA	750000	4.53	PUBLIC
18	YOGESH KUMAR	750000	4.53	PUBLIC
19	ARVIND SINGH	462000	2.79	PUBLIC
20	NARESH KUMAR GUPTA	750000	4.53	PUBLIC
21	YOTESH BANSAL	18000	0.11	PUBLIC
TOTAL		12055500	72.79	



(II)(a) Statement showing details of Depository Receipts (DRs)

Sr. No.	Type of outstanding DR (ADRs, GDRs, SDRs, etc.)	Number of outstanding DRs	Number of shares underlying outstanding DRs	Shares underlying outstanding DRs as a percentage of total number of shares {i.e., Grand Total (A)+(B)+(C) indicated in Statement at para (I)(a) above}
1				0.00
2				0.00
3				0.00
4				0.00
5				0.00
6				0.00
7				0.00
8				0.00
9				0.00
<b>TOTAL</b>		<b>0</b>	<b>0</b>	<b>0.00</b>





Statement showing holding of Depository Receipts (DRs), where underlying shares held by "promoter/promoter group" are in excess of 1% of the total number of shares

Sr. No.	Name of the DR Holder	Type of outstanding DR (ADRs, GDRs, SDRs, etc.)	Number of shares underlying outstanding DRs	Shares underlying outstanding DRs as a Percentage of total number of shares {i.e., Grand Total (A)+(B)+(C) indicated in Statement at para (I)(a) above}
1				0.00
2				0.00
3				0.00
4				0.00
5				0.00
6				0.00
7				0.00
8				0.00
9				0.00
TOTAL			0	0.00

