

# Camson Bio Technologies Limited

Report Date: 02 Aug 2016

## Key Stock Indicators

BSE Ticker :	538858	CMP as on 29 Jul 2016-Rs/share :	22.6	Shares outstanding (mn) :	30.0
Bloomberg Ticker :	CBTL:IN	52 week range up to 29 Jul 2016 (Rs)(H/L) :	104.1/18.7	Free Float (%) :	75.5
Face value per share :	10.0	Market Cap as on 29 Jul 2016 (Rs mn) :	678	Average daily volumes (12 months) :	59,928
Div.Yield (%) :	0.0	Enterprise Value as on 29 Jul 2016 (Rs mn) :	1,035	Beta :	0.9

## Quarterly Result Summary

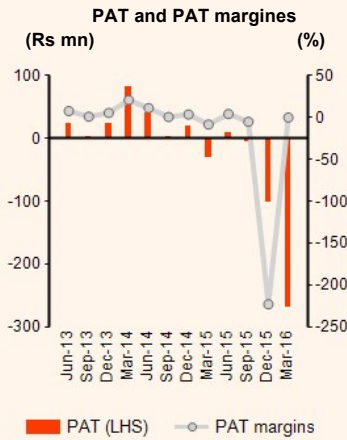
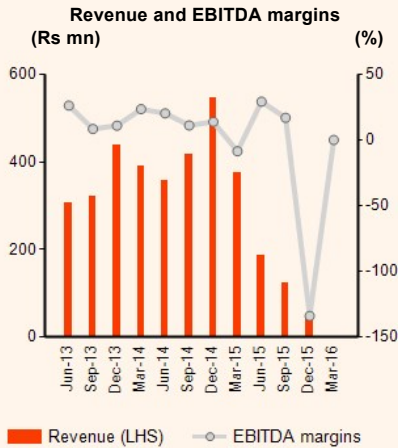
Rs million	Mar-16	Dec-15	Mar-15	q-o-q (%)	y-o-y (%)
Net Sales	-	45	375	-	-
Raw material cost	15	6	224	140.6	-93.1
Employee cost	17	24	33	-30.2	-49.4
Other expenses	109	75	148	44.7	-26.3
EBITDA	-141	-61	-32	n.m.	n.m.
EBITDA margins (%)	-	-134.1	-8.6	n.m.	n.m.
Depreciation	138	23	33	479.9	313.7
EBIT	-280	-84	-65	n.m.	n.m.
Interest	20	11	16	77.6	28.0
Other Income	3	-0	58	n.m.	-94.6
Extraordinary Income (Expenses)	-	-	-	-	-
PBT	-297	-96	-22	n.m.	n.m.
Tax	-27	4	8	n.m.	n.m.
PAT	-270	-101	-31	n.m.	n.m.
PAT margins (%)	-	-222.9	-8.4	n.m.	n.m.
No. of shares (mn no.)	30.0	30.0	30.0	-	-
Earning per share (EPS)	-9.10	-3.38	-1.10	n.m.	n.m.

n.m. : Not meaningful  
Source: Company | CRISIL Research

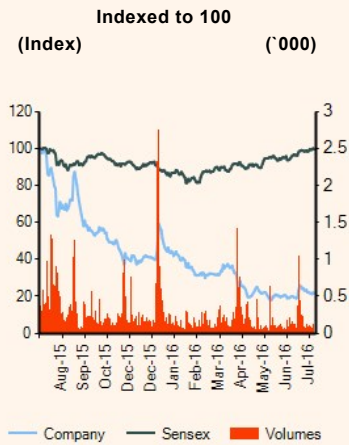
## FINANCIAL UPDATE

- The company did not generate any revenue in Q4FY16 due to the demerger of its seeds and vegetables segment. It continues to operate in the agri biotech products segment.
- The company suffered operational loss of Rs 141 mn and a net loss of Rs 270 mn in Q4FY16.

## Financial Performance Trends

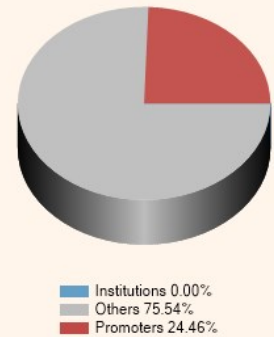


## Share Price Chart



## Shareholding Pattern

As on March 31, 2016



Source: Company | BSE | CRISIL Research

## Analytical Contact

Bhaskar Bukrediwal - Director, CRISIL Research  
Phone no: +91 22 33421983; Email ID: bhaskar.bukrediwal@crisil.com

## Disclaimer

This report (Report) has been prepared by Research Division of CRISIL Limited ("CRISIL"). By accessing the Report the user acknowledges and accepts the following: The Report is (i) based on publicly available information or from sources considered reliable by CRISIL (ii) not intended to and does not constitute an investment, legal, accounting or tax advice or any solicitation, whatsoever (iii) not an audit or due diligence nor a recommendation of any sort whether to hold, invest in or divest from any securities, instruments or facilities of any kind or otherwise enter into any deal or transaction with the entity to which the Report pertains (iv) not a substitute for the skill, judgment and experience of the user for making any decisions. CRISIL does not (i) guarantee the accuracy, completeness or adequacy of the Report (ii) undertake independent verification of any information included in the Report (iii) assume obligation to keep the Report under ongoing surveillance following publication in any form. Access or use of this Report does not create a client relationship between CRISIL and the user. Opinions, if any, are in good faith, as on the date of issue, and are subject to change without notice. CRISIL (including its affiliates, third party providers, its directors, officers, shareholders, employees or agents) DISCLAIMS ANY AND ALL EXPRESS OR IMPLIED WARRANTIES, INCLUDING, BUT NOT LIMITED TO, ANY WARRANTIES OF MERCHANTABILITY, SUITABILITY OR FITNESS FOR A PARTICULAR PURPOSE OR USE. In no event shall CRISIL be liable to any party for any claim, including without limitation, whether direct, indirect, incidental, punitive, special or consequential damages, costs, expenses or losses in connection with any use of the Report even if advised of the possibility of such damages. This Report should not be reproduced or redistributed to any other person or in any form without a prior written consent of CRISIL.

For information please contact 'Client Servicing' at +91-22-33423561, or via e-mail: clientservicing@crisil.com.

© 2016 CRISIL Limited, all rights reserved.