

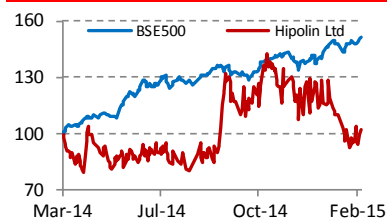
# Hipolin Limited

## Market data

Current price*	Rs 41.4 (BSE)
Market cap *	Rs 129.7 m
Face value	Rs 10
BSE Code	530853
No. of shares	3.1 m
Free float	26.7%
52 week H/L*	Rs 58/28.3

\*as on 04<sup>th</sup> Mar 15

## Rs 100 invested is now worth



## Shareholding (Dec-2014)

Category	(%)
Promoters	73.3
FIIIs	0.0
DIIIs	0.0
Others	26.7
Total	100.0

## Report prepared by

Equitymaster Agora Research Private Limited.

[www.equitymaster.com](http://www.equitymaster.com)

[info@equitymaster.com](mailto:info@equitymaster.com)

## Quarter results overview

### Result performance review

- Hipolin reported quarterly results for December 2014. The company's operating income witnessed a decline of 34.6% on a year on year (YoY) basis during the quarter. The expenses were down by 36.4% YoY during the same period.
- The company reported an operating loss of Rs 0.3 m during the quarter as compared to an operating loss of Rs 2.3 m during the same quarter of the previous year.
- Depreciation was higher by 14.3% YoY and interest charges were lower by 36.4% YoY respectively for the December 2014 quarter.
- The company's net profit margin stood at negative 0.5% during the quarter as compared to a net profit margin of negative 1.3% in December 2013 quarter. Tax charges remained nil for the quarter.

### Quarter result comparison snapshot

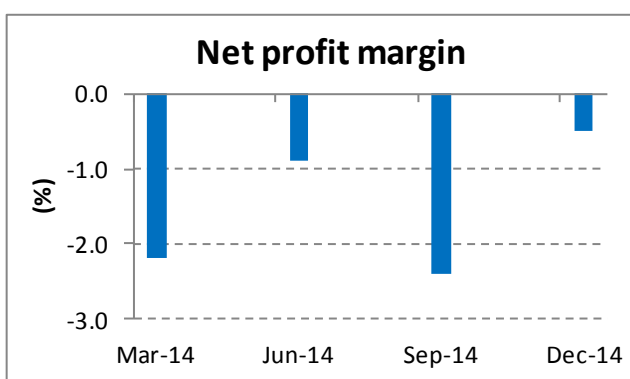
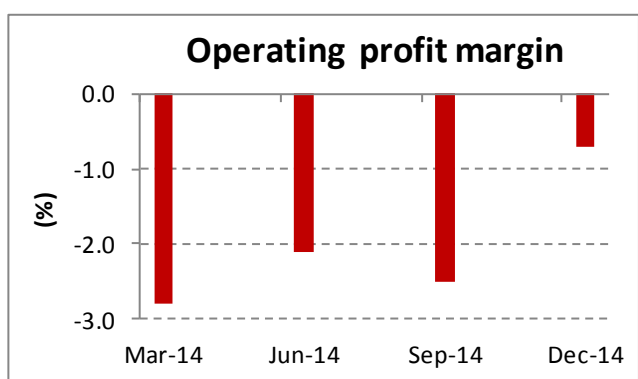
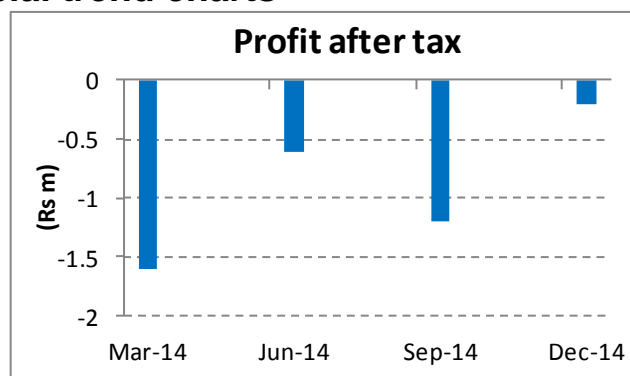
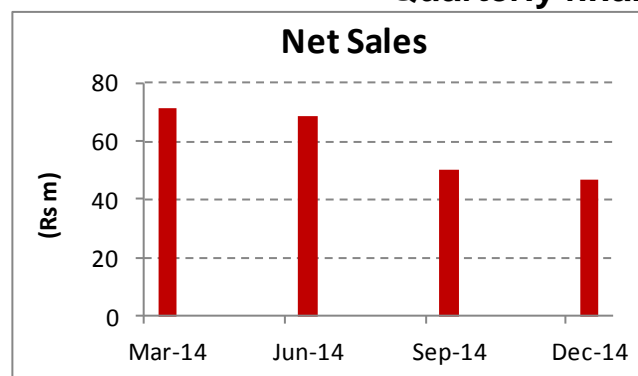
Rs m	Dec-13	Sep-14	Dec-14	QoQ ch	YoY ch
Operating Income	71.3	50.5	46.6	-7.7%	-34.6%
Other income	3.3	1.6	1.6	0.0%	-51.5%
Total Income	74.6	52.2	48.2	-7.7%	-35.4%
Expenses	73.7	51.8	46.9	-9.5%	-36.4%
Operating profit	-2.3	-1.2	-0.3	-75.0%	-87.0%
Depreciation	0.7	0.8	0.8	0.0%	14.3%
Interest	1.1	0.9	0.7	-22.2%	-36.4%
Profit before tax	-0.9	-1.2	-0.2	-83.3%	-77.8%
Tax	0.0	0.0	0.0		
Profit after tax	-0.9	-1.2	-0.2	-83.3%	-77.8%
Operating profit margin	-3.3%	-2.5%	-0.7%		
Effective tax rate	0.0%	0.0%	0.0%		
Net profit margin	-1.3%	-2.4%	-0.5%		
Diluted EPS	-0.3	-0.4	-0.1		

Note: Quarter results exclude extraordinary / exceptional items | Wherever the results are consolidated we have taken consolidated numbers else standalone. NA = Not applicable

### Current valuation

The company's stock trades at Rs 41.4 per share. Its trailing twelve months earnings are negative; hence its P/E ratio is not meaningful.

## Quarterly financial trend charts



### Important Message from Equitymaster:

- This report has been prepared exclusively for the BSE Investor Protection initiative. The data for this report has been sourced primarily from the company's Annual Report and other publicly available information.
- Equitymaster did not meet the management of this company in person.
- Equitymaster insists that it makes no recommendation by way of presenting this report.
- The only purpose of this report is to make available publicly information on the company to readers in a format that is easy to understand

© Equitymaster Agora Research Private Limited. All rights reserved.

#### Disclaimer:

The information contained in this document has been compiled from sources we believe to be reliable, but we do not hold ourselves responsible for its completeness or accuracy. This document does not contain any views or opinions of Equitymaster and all such information is provided 'as is' without any warranty of any kind, and Equitymaster makes no representation or warranty, express or implied, as to the accuracy, timeliness or completeness of any such information. This document should not be construed as an offer to sell or solicitation of an offer to buy any security in any jurisdiction. Equitymaster and its affiliates, its directors, analyst and employees will not be responsible for any loss or liability incurred to any person as a consequence of his or any other person on his behalf taking any investment decisions based on this document. Equitymaster and its affiliates and their officers and their employees may or may not hold any securities mentioned herein. Equitymaster and its affiliates may from time to time, have a consulting relationship with a company being reported upon.