

Womens Next Loungeries Ltd.

Womens Next Loungeries Ltd. | BSE Code: 538128 | Market Data as on Date: 03 Feb 2017

Current Price (₹)	58.00	Market Cap (₹ Crores)	14.50	Book Value (₹)	39.74
52 Week High (₹)	76.80	Shares Outstanding	2,50,00,000	P/B Ratio	1.46
52 Week Low (₹)	43.40	Beta - Sensex	-	Earnings Per Share (₹)	2.13
Face Value per Share (₹)	10.00	Dividend Yield (%)	-	P/E Ratio	27.23

Company Info:

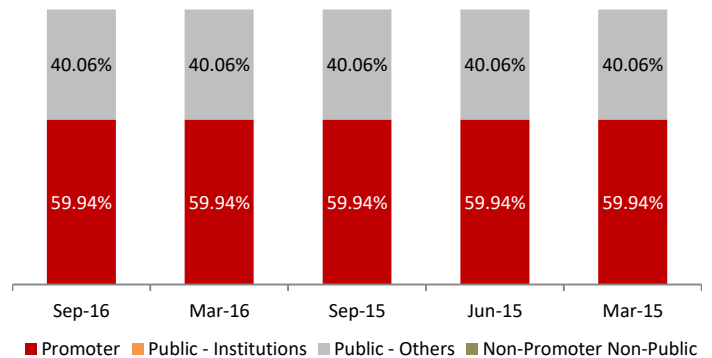
Women's Next Loungeries Limited designs, manufactures, and sells women's lingerie products in India. It offers a range of brassieres and panties comprising teenage wear, women wear, ladies wear, intimate wear, honeymoon sets, to be bride wear, padded bra's, maternity wear, printed bra's, sport wear, etc. under the Valentine Pink and Women's Next brands. The Company is also engaged in allied activities; and markets its products through a chain of distributors and retail outlets. The Company was formerly known as Women's Next Loungeries Private Limited. Women's Next Loungeries Limited was incorporated in 2010 and is based in Bhiwandi, India. The Company was listed on 21st April 2014.

Peer Comparison

	Womens Next	Rajesh Exports	Addi Industries
Sales	24.63	11,642.39	-
PAT	0.46	116.73	0.11
Equity	2.50	29.53	5.40
EPS	1.82	3.95	0.10
OPM %	6.94	1.80	22,700.00
NPM %	1.87	1.00	10,600.00

* Peers are grouped according to sector and market cap

Shareholding Pattern



Quarterly Review - Sep 16:

The Company has recorded revenues of ₹ 24.63 Crores during the current quarter as against ₹ 15.35 Crores for the corresponding quarter last year. EBITDA margins for the current quarter decreased to 6.94% in Sep quarter this year as compared to 10.62% in the same quarter previous year. The Profit after Tax (PAT) for the current quarter stood at ₹ 0.46 Crores.

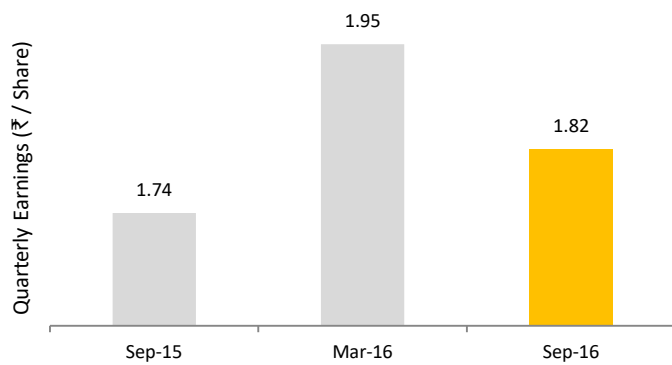
Quarterly Results:

Income Statement

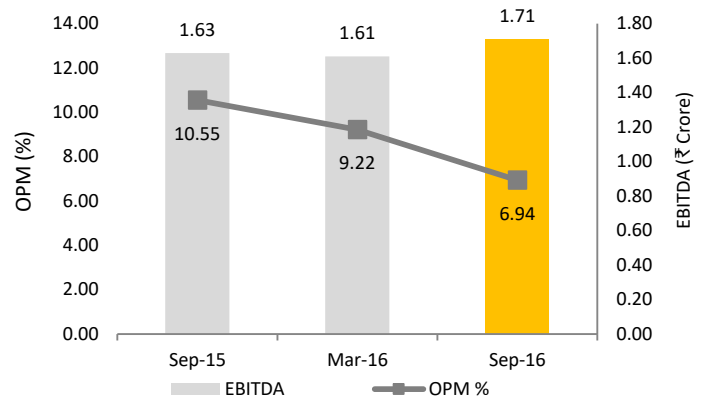
	Figures in ₹ Crores							
	Sep-16	% of (1)	Sep-15	% of (1)	Jun-16	% of (1)	Mar-16	% of (1)
Revenue	24.63		15.35				17.47	
Total Income	24.63		15.35				17.47	
Expenditure	(23.92)	-97.12%	(14.70)	-95.77%			(16.79)	-96.11%
Interest	(0.88)	-3.57%	(0.84)	-5.47%			(0.78)	-4.46%
PBDT	0.83	3.37%	0.79	5.15%	Data not available		0.83	4.75%
PBIDT	1.71	6.94%	1.63	10.62%			1.61	9.22%
Depreciation	(0.12)	-0.49%	(0.13)	-0.85%			(0.15)	-0.86%
PBT	0.71	2.88%	0.65	4.23%			0.68	3.89%
Tax	(0.25)	-1.02%	(0.22)	-1.43%			(0.19)	-1.09%
Net Profit	0.46	1.87%	0.43	2.80%			0.49	2.80%

Quarter on Quarter Changes:

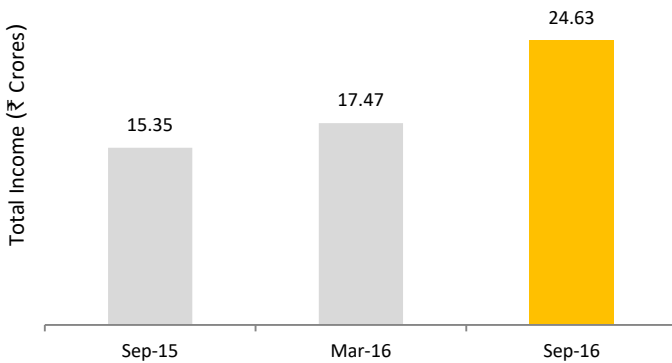
Quarterly EPS History



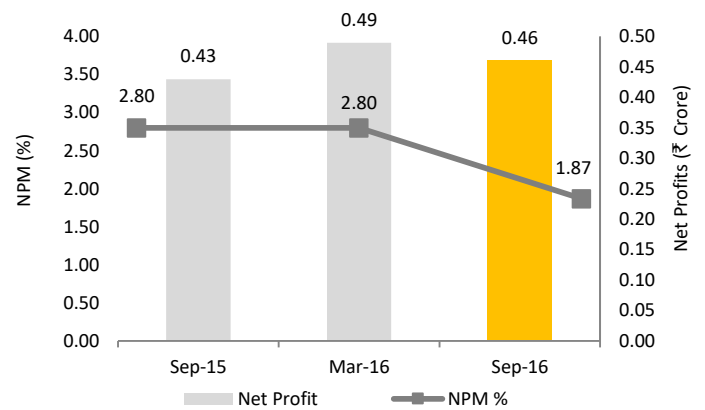
Operational Profitability



Quarterly Income Growth



Quarterly PAT Margins



DISCLOSURE: THIS REPORT HAS BEEN SPONSORED BY BSE - INVESTOR PROTECTION FUND TRUST

RESEARCH ANALYST: WAHEED SHAIKH

DISCLAIMER: While SES has made every effort and has exercised due skill, care and diligence in compiling this report based on publicly available information, it neither guarantees its accuracy, completeness or usefulness, nor assumes any liability whatsoever for any consequence from its use. This report does not have any approval, express or implied, from any authority, nor is it required to have such approval. The users are strongly advised to exercise due diligence while using this report. This report in no manner constitutes an offer, solicitation or advice to buy or sell securities, nor solicits votes or proxies on behalf of any party. SES has no financial liability whatsoever, to the subscribers / users of this report. The report is released in India and SES has ensured that it is in accordance with Indian laws. Person resident outside India shall ensure that laws in their country are not violated while using this report; SES shall not be responsible for any such violation. This report should not be reproduced or redistributed or communicated directly or indirectly in any form to any other person - especially outside India or published or copied in whole or in part, for any purpose.

ABOUT SES: Stakeholders' Empowerment Services is a not for profit initiative of like-minded people with a vision to achieve a corporate governance state where all stakeholders are treated in just and fair manner. We believe that this journey can be possible only with active participation of all stakeholders. For more information please contact SES at +91 22 4022 0322, or via e-mail: info@sesgovernance.com

SEBI Reg. No. INH000000016

Stakeholders' Education | Proxy Advisory | Corporate Governance Research | Corporate Governance Score