

Kiran Vyapar Ltd

Report Date: 29 Aug 2017

Key Stock Indicators

BSE Ticker :	537750	CMP as on 24 Aug 2017-Rs/share :	107.9	Shares outstanding (mn) :	25.9
Bloomberg Ticker :	KIRV:IN	52 week range up to 24 Aug 2017 (Rs)(H/L) :	122.0/93.0	Free Float (%) :	25.2
Face value per share :	10.0	Market Cap as on 24 Aug 2017 (Rs mn) :	2,795	Average daily volumes (12 months) :	6,327
Div.Yield (%) :	2.3	P/BV (x) :	0.0	Beta :	0.8

Quarterly Result Summary

Rs million	Mar-17	Dec-16	Mar-16	q-o-q (%)	y-o-y (%)
Net Interest Income	98	133	48	-26.4	103.5
Other Income	119	137	87	-13.5	36.1
Total Income	217	270	135	-19.9	60.0
Employee Cost	10	8	6	22.0	75.4
Other Operating Expenses	76	106	38	-28.0	100.8
Total Operating Expenses	86	114	44	-24.4	97.5
Pre Provision Profit (PPP)	130	156	92	-16.5	42.4
Provisions & Contingencies	-	-	-	-	-
Profit before Depreciation and Tax	130	156	92	-16.5	42.4
Depreciation & Amortization	5	5	6	-4.3	-29.7
PBT	126	152	85	-17.0	47.6
Tax	15	17	20	-9.5	-25.5
Extraordinary Income (Expenses)	1	-	18	n.m.	-93.9
PAT	112	135	83	-16.9	34.9
No. of Shares (mn no.)	25.9	25.9	25.9	-	-
Earning per Share (EPS)	3.27	3.67	0.80	-10.9	308.8

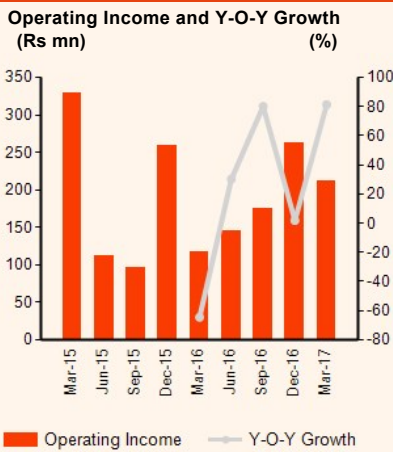
n.m. : Not meaningful

Source: Company | CRISIL Research

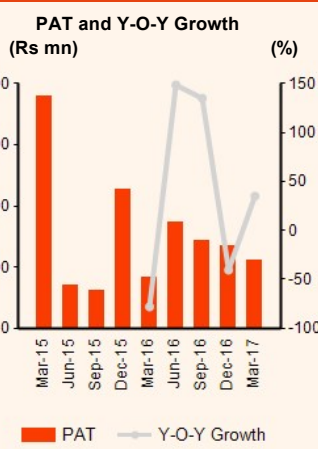
FINANCIAL UPDATE

- Total income increased 60% y-o-y to Rs 217 mn in Q4FY17 from Rs 135 mn in Q4FY16.
- Pre-provision profit grew 42.4% y-o-y to Rs 130 mn in Q4FY17 from Rs 92 mn in Q4FY16.
- PAT increased 34.9% y-o-y to Rs 112 mn in Q4FY17 from Rs 83 mn in Q4FY16.

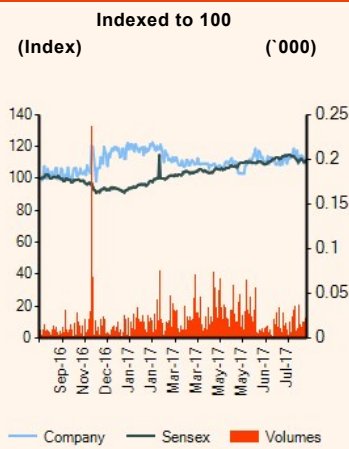
Financial Performance Trends



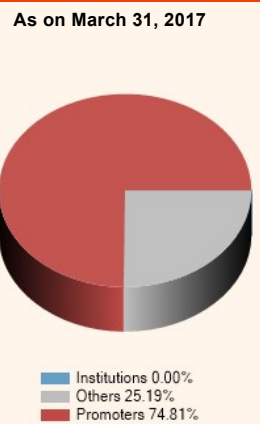
Source: Company | BSE | CRISIL Research



Share Price Chart



Shareholding Pattern



Analytical Contact

Arun Venkatesh - Associate Director, CRISIL Research
Phone no: +91 22 33424192; Email ID: arun.venkatesh@crisil.com

Disclaimer

This report (Report) has been prepared by Research Division of CRISIL Limited ("CRISIL"). By accessing the Report the user acknowledges and accepts the following: The Report is (i) based on publicly available information or from sources considered reliable by CRISIL (ii) not intended to and does not constitute an investment, legal, accounting or tax advice or any solicitation, whatsoever (iii) not an audit or due diligence nor a recommendation of any sort whether to hold, invest in or divest from any securities, instruments or facilities of any kind or otherwise enter into any deal or transaction with the entity to which the Report pertains (iv) not a substitute for the skill, judgment and experience of the user for making any decisions. CRISIL does not (i) guarantee the accuracy, completeness or adequacy of the Report (ii) undertake independent verification of any information included in the Report (iii) assume obligation to keep the Report under ongoing surveillance following publication in any form. Access or use of this Report does not create a client relationship between CRISIL and the user. Opinions, if any, are in good faith, as on the date of issue, and are subject to change without notice. CRISIL (including its affiliates, third party providers, its directors, officers, shareholders, employees or agents) DISCLAIMS ANY AND ALL EXPRESS OR IMPLIED WARRANTIES, INCLUDING, BUT NOT LIMITED TO, ANY WARRANTIES OF MERCHANTABILITY, SUITABILITY OR FITNESS FOR A PARTICULAR PURPOSE OR USE. In no event shall CRISIL be liable to any party for any claim, including without limitation, whether direct, indirect, incidental, punitive, special or consequential damages, costs, expenses or losses in connection with any use of the Report even if advised of the possibility of such damages. This Report should not be reproduced or redistributed to any other person or in any form without a prior written consent of CRISIL.

Analyst Disclosure

None of the team members involved in the preparation of the report has any conflict of interest that may bias the opinion provided in the report.

For information please contact 'Client Servicing' at +91-22-33423561, or via e-mail: clientservicing@crisil.com.
© 2016 CRISIL Limited, all rights reserved.