

Kiran Vyapar Ltd

Report Date: 21 Oct 2016

Key Stock Indicators

BSE Ticker :	537750	CMP as on 19 Oct 2016-Rs/share :	102.8	Shares outstanding (mn) :	25.9
Bloomberg Ticker :	KIRV:IN	52 week range up to 19 Oct 2016 (Rs)(H/L) :	118.0/76.0	Free Float (%) :	25.2
Face value per share :	10.0	Market Cap as on 19 Oct 2016 (Rs mn) :	2,665	Average daily volumes (12 months) :	4,790
Div.Yield (%) :	2.4	P/BV (x) :	0.0	Beta :	0.8

Quarterly Result Summary

Rs million	Jun-16	Mar-16	Jun-15	q-o-q (%)	y-o-y (%)
Net Interest Income	59	48	51	23.5	17.6
Other Income	163	33	59	391.8	175.0
Total Income	222	81	110	173.8	102.6
Employee Cost	8	6	6	31.6	25.0
Other Operating Expenses	25	38	21	-35.5	18.4
Total Operating Expenses	32	44	27	-26.5	20.2
Pre Provision Profit (PPP)	190	38	83	407.2	129.2
Provisions & Contingencies	-	-	-	-	-
Profit before Depreciation and Tax	190	38	83	407.2	129.2
Depreciation & Amortization	5	6	4	-26.6	14.6
PBT	186	31	79	494.6	135.1
Tax	12	19	9	-35.4	33.3
Extraordinary Income (Expenses)	-	17	-	-	-
PAT	173	29	70	502.8	148.6
No. of Shares (mn no.)	25.9	25.9	25.9	-	-
Earning per Share (EPS)	6.44	0.80	2.50	705.0	157.6

n.m. : Not meaningful
Source: Company | CRISIL Research

FINANCIAL UPDATE

Total income increased 102.6% y-o-y to Rs 222 mn in Q1FY17 from Rs 110 mn in Q1FY16.

Pre-provision profit increased 129.2% y-o-y to Rs 190 mn in Q1FY17 from Rs 83 mn in Q1FY16.

PAT increased 148.6% y-o-y to Rs 173 mn in Q1FY17 from Rs 70 mn in Q1FY16.

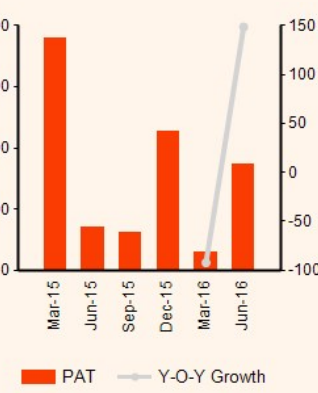
Financial Performance Trends

Operating Income and Y-O-Y Growth (Rs mn) (%)



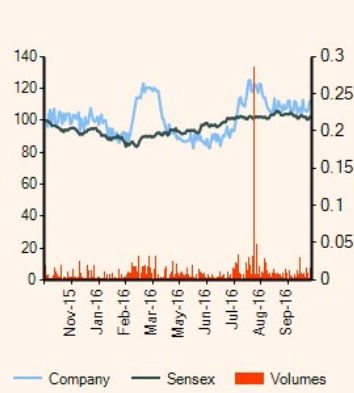
Source: Company | BSE | CRISIL Research

PAT and Y-O-Y Growth (Rs mn) (%)



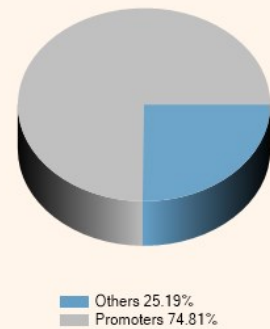
Share Price Chart

Indexed to 100 (Index) ('000)



Shareholding Pattern

As on March 31, 2016



Analytical Contact

Bhaskar Bukrediwala - Director, CRISIL Research
Phone no: +91 22 33421983; Email ID: bhaskar.bukrediwala@crisil.com

Disclaimer

This report (Report) has been prepared by Research Division of CRISIL Limited ("CRISIL"). By accessing the Report the user acknowledges and accepts the following: The Report is (i) based on publicly available information or from sources considered reliable by CRISIL (ii) not intended to and does not constitute an investment, legal, accounting or tax advice or any solicitation, whatsoever (iii) not an audit or due diligence nor a recommendation of any sort whether to hold, invest in or divest from any securities, instruments or facilities of any kind or otherwise enter into any deal or transaction with the entity to which the Report pertains (iv) not a substitute for the skill, judgment and experience of the user for making any decisions. CRISIL does not (i) guarantee the accuracy, completeness or adequacy of the Report (ii) undertake independent verification of any information included in the Report (iii) assume obligation to keep the Report under ongoing surveillance following publication in any form. Access or use of this Report does not create a client relationship between CRISIL and the user. Opinions, if any, are in good faith, as on the date of issue, and are subject to change without notice. CRISIL (including its affiliates, third party providers, its directors, officers, shareholders, employees or agents) DISCLAIMS ANY AND ALL EXPRESS OR IMPLIED WARRANTIES, INCLUDING, BUT NOT LIMITED TO, ANY WARRANTIES OF MERCHANTABILITY, SUITABILITY OR FITNESS FOR A PARTICULAR PURPOSE OR USE. In no event shall CRISIL be liable to any party for any claim, including without limitation, whether direct, indirect, incidental, punitive, special or consequential damages, costs, expenses or losses in connection with any use of the Report even if advised of the possibility of such damages. This Report should not be reproduced or redistributed to any other person or in any form without a prior written consent of CRISIL.

For information please contact 'Client Servicing' at +91-22-33423561, or via e-mail: clientservicing@crisil.com.

© 2016 CRISIL Limited, all rights reserved.