

Kiran Vyapar Ltd

Report Date: 16 Aug 2016

Key Stock Indicators

BSE Ticker :	537750	CMP as on 11 Aug 2016-Rs/share :	112.9	Shares outstanding (mn) :	25.9
Bloomberg Ticker :	KIRV:IN	52 week range up to 11 Aug 2016 (Rs)(H/L) :	118.0/76.0	Free Float (%) :	25.2
Face value per share :	10.0	Market Cap as on 11 Aug 2016 (Rs mn) :	2,925	Average daily volumes (12 months) :	6,239
Div.Yield (%) :	2.2	P/BV (x) :	0.0	Beta :	0.8

Quarterly Result Summary

Rs million	Mar-16	Dec-15	Mar-15	q-o-q (%)	y-o-y (%)
Net Interest Income	48	115	89	-58.3	-46.0
Other Income	33	218	369	-84.8	-91.0
Total Income	81	333	458	-75.6	-82.3
Employee Cost	6	7	2	-19.7	185.0
Other Operating Expenses	38	85	66	-55.3	-42.5
Total Operating Expenses	44	92	68	-52.6	-35.8
Pre Provision Profit (PPP)	38	241	390	-84.4	-90.4
Provisions & Contingencies	-	-	-	-	-
Profit before Depreciation and Tax	38	241	390	-84.4	-90.4
Depreciation & Amortization	6	4	4	45.5	82.9
PBT	31	237	386	-86.8	-91.9
Tax	19	10	7	93.9	195.4
Extraordinary Income (Expenses)	17	-	-	-	-
PAT	29	227	380	-87.3	-92.4
No. of Shares (mn no.)	25.9	25.9	25.9	-	-
Earning per Share (EPS)	0.80	8.14	13.86	-90.2	-94.2

n.m. : Not meaningful

Source: Company | CRISIL Research

FINANCIAL UPDATE

Total income declined 82.3% on-year to Rs. 81.2 million in Q4FY16 from Rs. 457.6 million in Q4FY15

Pre-provision profit reduced 90.4% to Rs. 37.5 million in Q4FY16 from Rs 389.5 million in Q4FY15.

PAT shrunk 92.4% to Rs 28.7 million in Q4FY16 from Rs 379.5 million in Q4FY15.

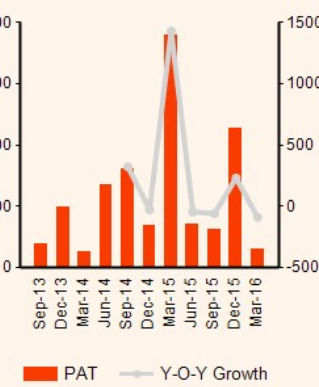
Financial Performance Trends

Operating Income and Y-O-Y Growth (Rs mn) (%)



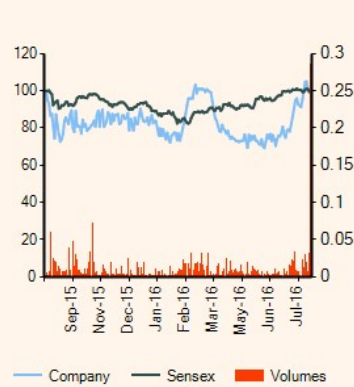
Source: Company | BSE | CRISIL Research

PAT and Y-O-Y Growth (Rs mn) (%)



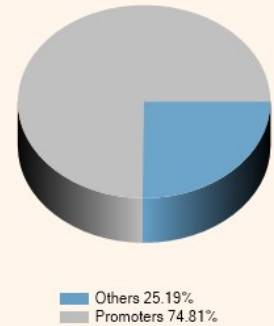
Share Price Chart

Indexed to 100 (Index) ('000)



Shareholding Pattern

As on March 31, 2016



Analytical Contact

Bhaskar Bukrediwala - Director, CRISIL Research
Phone no: +91 22 33421983; Email ID: bhaskar.bukrediwala@crsil.com

Disclaimer

This report (Report) has been prepared by Research Division of CRISIL Limited ("CRISIL"). By accessing the Report the user acknowledges and accepts the following: The Report is (i) based on publicly available information or from sources considered reliable by CRISIL (ii) not intended to and does not constitute an investment, legal, accounting or tax advice or any solicitation, whatsoever (iii) not an audit or due diligence nor a recommendation of any sort whether to hold, invest in or divest from any securities, instruments or facilities of any kind or otherwise enter into any deal or transaction with the entity to which the Report pertains (iv) not a substitute for the skill, judgment and experience of the user for making any decisions. CRISIL does not (i) guarantee the accuracy, completeness or adequacy of the Report (ii) undertake independent verification of any information included in the Report (iii) assume obligation to keep the Report under ongoing surveillance following publication in any form. Access or use of this Report does not create a client relationship between CRISIL and the user. Opinions, if any, are in good faith, as on the date of issue, and are subject to change without notice. CRISIL (including its affiliates, third party providers, its directors, officers, shareholders, employees or agents) DISCLAIMS ANY AND ALL EXPRESS OR IMPLIED WARRANTIES, INCLUDING, BUT NOT LIMITED TO, ANY WARRANTIES OF MERCHANTABILITY, SUITABILITY OR FITNESS FOR A PARTICULAR PURPOSE OR USE. In no event shall CRISIL be liable to any party for any claim, including without limitation, whether direct, indirect, incidental, punitive, special or consequential damages, costs, expenses or losses in connection with any use of the Report even if advised of the possibility of such damages. This Report should not be reproduced or redistributed to any other person or in any form without a prior written consent of CRISIL.

For information please contact 'Client Servicing' at +91-22-33423561, or via e-mail: clientservicing@crsil.com.

© 2016 CRISIL Limited, all rights reserved.