

RCI Industries & Technologies Ltd

Report Date: 21 Nov 2017

Key Stock Indicators

BSE Ticker :	537254	CMP as on 17 Nov 2017-Rs/share :	164.0	Shares outstanding (mn) :	11.7
Bloomberg Ticker :	RCIT:IN	52 week range up to 17 Nov 2017 (Rs)(H/L) :	255.1/112.1	Free Float (%) :	36.2
Face value per share :	10.0	Market Cap as on 17 Nov 2017 (Rs mn) :	1,918	Average daily volumes (12 months) :	43,120
Div.Yield (%) :	0.0	Enterprise Value as on 17 Nov 2017 (Rs mn) :	2,863	Beta :	0.6

Quarterly Result Summary

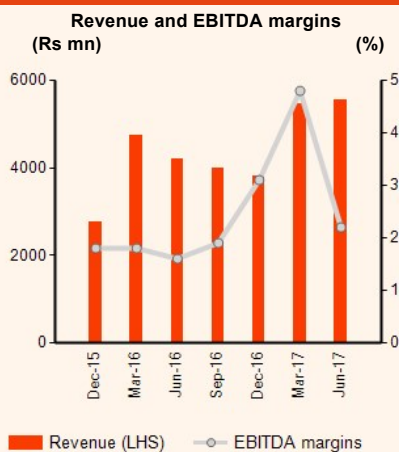
Rs million	Jun-17	Mar-17	Jun-16	q-o-q (%)	y-o-y (%)
Net Sales	5,538	5,472	4,190	1.2	32.2
Raw material cost	5,299	5,041	3,971	5.1	33.4
Employee cost	17	20	10	-14.1	79.1
Other expenses	98	145	142	-32.7	-31.3
EBITDA	123	263	66	-53.4	86.0
EBITDA margins (%)	2.2	4.8	1.6	-260 bps	60 bps
Depreciation	8	9	4	-9.6	90.6
EBIT	114	254	61	-54.9	85.7
Interest	30	30	27	-2.5	8.6
Other Income	11	16	1	-32.8	540.7
Extraordinary Income (Expenses)	-	-	-	-	-
PBT	96	240	35	-60.1	167.6
Tax	13	12	7	6.2	82.4
PAT	82	227	28	-63.9	190.2
PAT margins (%)	1.5	4.2	0.7	-267 bps	80 bps
No. of shares (mn no.)	13.4	13.4	10.9	-	-
Earning per share (EPS)	6.13	16.96	2.60	-63.9	135.8

n.m. : Not meaningful
Source: Company | CRISIL Research

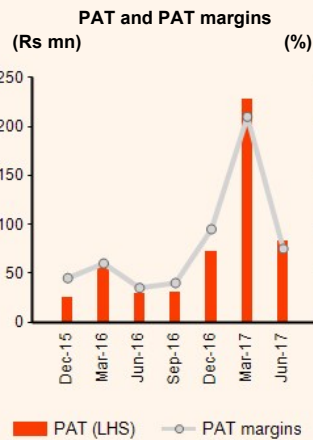
FINANCIAL UPDATE

- Revenue increased 32.2% y-o-y to Rs 5,538 mn in Q1FY18 from Rs 4,190 mn in Q1FY17.
- EBITDA margin expanded 60 bps y-o-y to 2.2% in Q1FY18 from 1.6% in Q1FY17.
- PAT increased 190.2% y-o-y to Rs 82 mn in Q1FY18 from Rs 28 mn in Q1FY17.

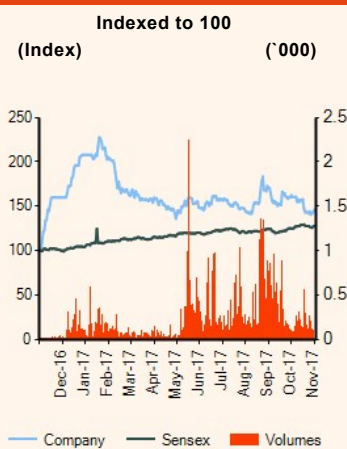
Financial Performance Trends



Source: Company | BSE | CRISIL Research

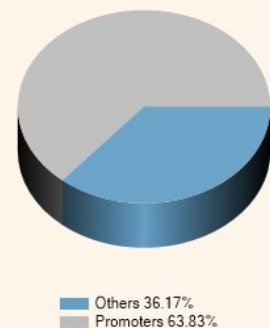


Share Price Chart



Shareholding Pattern

As on June 30, 2017



Analytical Contact

Arun Venkatesh - Associate Director, CRISIL Research
Phone no: +91 22 33424192; Email ID: arun.venkatesh@crisil.com

Disclaimer

This report (Report) has been prepared by Research Division of CRISIL Limited ("CRISIL"). By accessing the Report the user acknowledges and accepts the following: The Report is (i) based on publicly available information or from sources considered reliable by CRISIL (ii) not intended to and does not constitute an investment, legal, accounting or tax advice or any solicitation, whatsoever (iii) not an audit or due diligence nor a recommendation of any sort whether to hold, invest in or divest from any securities, instruments or facilities of any kind or otherwise enter into any deal or transaction with the entity to which the Report pertains (iv) not a substitute for the skill, judgment and experience of the user for making any decisions. CRISIL does not (i) guarantee the accuracy, completeness or adequacy of the Report (ii) undertake independent verification of any information included in the Report (iii) assume obligation to keep the Report under ongoing surveillance following publication in any form. Access or use of this Report does not create a client relationship between CRISIL and the user. Opinions, if any, are in good faith, as on the date of issue, and are subject to change without notice. CRISIL (including its affiliates, third party providers, its directors, officers, shareholders, employees or agents) DISCLAIMS ANY AND ALL EXPRESS OR IMPLIED WARRANTIES, INCLUDING, BUT NOT LIMITED TO, ANY WARRANTIES OF MERCHANTABILITY, SUITABILITY OR FITNESS FOR A PARTICULAR PURPOSE OR USE. In no event shall CRISIL be liable to any party for any claim, including without limitation, whether direct, indirect, incidental, punitive, special or consequential damages, costs, expenses or losses in connection with any use of the Report even if advised of the possibility of such damages. This Report should not be reproduced or redistributed to any other person or in any form without a prior written consent of CRISIL.

Analyst Disclosure

None of the team members involved in the preparation of the report has any conflict of interest that may bias the opinion provided in the report.

For information please contact 'Client Servicing' at +91-22-33423561, or via e-mail: clientservicing@crisil.com.
© 2016 CRISIL Limited, all rights reserved.