

RCI Industries and Technologies Ltd

Report Date: 21 Dec 2016

Key Stock Indicators

BSE Ticker :	537254	CMP as on 16 Dec 2016-Rs/share :	179.4	Shares outstanding (mn) :	10.9
Bloomberg Ticker :	RCIT:IN	52 week range up to 16 Dec 2016 (Rs)(H/L) :	208.0/40.6	Free Float (%) :	26.5
Face value per share :	10.0	Market Cap as on 16 Dec 2016 (Rs mn) :	1,955	Average daily volumes (12 months) :	18,158
Div.Yield (%) :	0.0	Enterprise Value as on 16 Dec 2016 (Rs mn) :	2,704	Beta :	0.6

Result Summary - Half Yearly

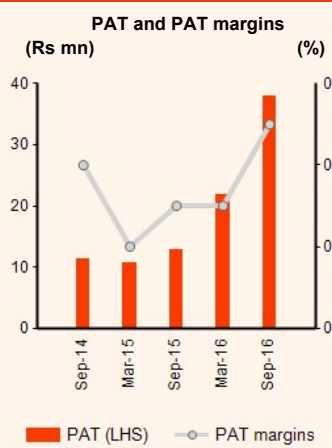
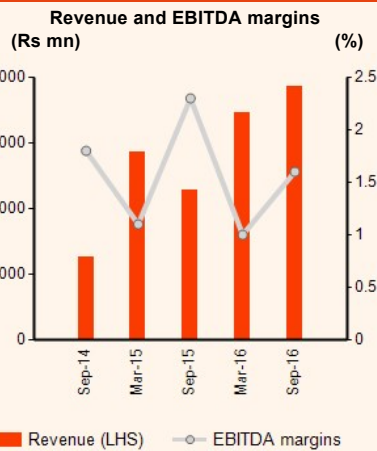
Rs million	Sep-16	Sep-15	y-o-y (%)
Net Sales	7,720	4,556	69.4
Raw material cost	7,498	4,361	71.9
Employee cost	20	4	340.3
Other expenses	79	85	-6.3
EBITDA	121	105	15.0
EBITDA margins (%)	1.6	2.3	-70 bps
Depreciation	9	2	320.0
EBIT	111	103	8.1
Interest	61	85	-28.4
Other Income	3	-	488.6
Extraordinary Income (Expenses)	-	-	-
PBT	54	18	193.9
Tax	16	5	185.3
PAT	38	12	197.7
PAT margins (%)	0.5	0.3	20 bps
No. of shares (mn no.)	10.9	10.9	-
Earning per share (EPS)	3.48	1.17	197.4

n.m. : Not meaningful
Source: Company | CRISIL Research

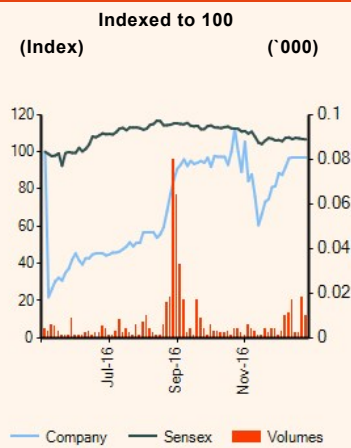
FINANCIAL UPDATE

- Revenue increased 69.4% y-o-y to Rs 7,720 mn in H1FY17 from Rs 4,556 mn in H1FY16.
- EBITDA increased 15% y-o-y to Rs 121 mn in H1FY17 from Rs 105 mn in H1FY16.
- PAT increased 197.7% y-o-y to Rs 38 mn in H1FY17 from Rs 12 mn in H1FY16.

Financial Performance Trends

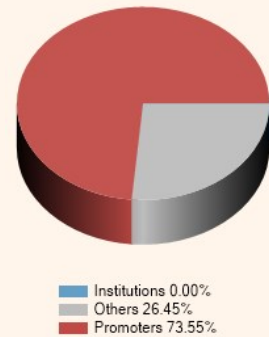


Share Price Chart



Shareholding Pattern

As on September 30, 2016



Source: Company | BSE | CRISIL Research

Analytical Contact

Bhaskar Bukrediwal - Director, CRISIL Research
Phone no: +91 22 33421983; Email ID: bhaskar.bukrediwal@crisil.com

Disclaimer

This report (Report) has been prepared by Research Division of CRISIL Limited ("CRISIL"). By accessing the Report the user acknowledges and accepts the following: The Report is (i) based on publicly available information or from sources considered reliable by CRISIL (ii) not intended to and does not constitute an investment, legal, accounting or tax advice or any solicitation, whatsoever (iii) not an audit or due diligence nor a recommendation of any sort whether to hold, invest in or divest from any securities, instruments or facilities of any kind or otherwise enter into any deal or transaction with the entity to which the Report pertains (iv) not a substitute for the skill, judgment and experience of the user for making any decisions. CRISIL does not (i) guarantee the accuracy, completeness or adequacy of the Report (ii) undertake independent verification of any information included in the Report (iii) assume obligation to keep the Report under ongoing surveillance following publication in any form. Access or use of this Report does not create a client relationship between CRISIL and the user. Opinions, if any, are in good faith, as on the date of issue, and are subject to change without notice. CRISIL (including its affiliates, third party providers, its directors, officers, shareholders, employees or agents) DISCLAIMS ANY AND ALL EXPRESS OR IMPLIED WARRANTIES, INCLUDING, BUT NOT LIMITED TO, ANY WARRANTIES OF MERCHANTABILITY, SUITABILITY OR FITNESS FOR A PARTICULAR PURPOSE OR USE. In no event shall CRISIL be liable to any party for any claim, including without limitation, whether direct, indirect, incidental, punitive, special or consequential damages, costs, expenses or losses in connection with any use of the Report even if advised of the possibility of such damages. This Report should not be reproduced or redistributed to any other person or in any form without a prior written consent of CRISIL.

For information please contact 'Client Servicing' at +91-22-33423561, or via e-mail: clientservicing@crisil.com.

© 2016 CRISIL Limited, all rights reserved.