

RCI Industries and Technologies Ltd

Report Date: 16 Aug 2016

Key Stock Indicators

BSE Ticker :	537254	CMP as on 05 Aug 2016-Rs/share :	95.0	Shares outstanding (mn) :	10.9
Bloomberg Ticker :	RCIT:IN	52 week range up to 05 Aug 2016 (Rs)(H/L) :	95.0/40.6	Free Float (%) :	26.5
Face value per share :	10.0	Market Cap as on 05 Aug 2016 (Rs mn) :	1,035	Average daily volumes (12 months) :	13,167
Div.Yield (%) :	0.0	Enterprise Value as on 05 Aug 2016 (Rs mn) :	1,784	Beta :	0.6

Interim Result - Half Yearly

Rs million	Mar-16	Mar-15	y-o-y (%)
Net Sales	6,922	5,859	18.1
Raw material cost	6,737	5,552	21.3
Employee cost	5	5	13.5
Other expenses	112	237	-52.5
EBITDA	66	64	3.7
EBITDA margins (%)	1.0	1.1	-10 bps
Depreciation	5	4	34.1
EBIT	61	60	1.7
Interest	36	47	-23.7
Other Income	8	1	583.3
Extraordinary Income (Expenses)	-	-	-
PBT	33	14	135.2
Tax	11	3	210.8
PAT	21	10	106.6
PAT margins (%)	0.3	0.2	10 bps
No. of shares (mn no.)	10.9	10.9	-
Earning per share (EPS)	2.01	0.97	107.2

n.m. : Not meaningful
Source: Company | CRISIL Research

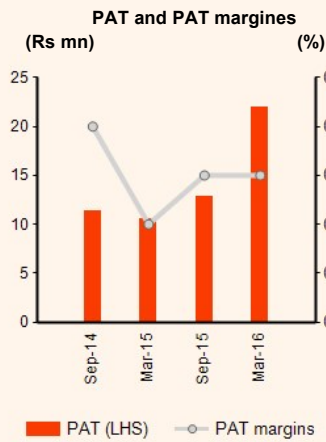
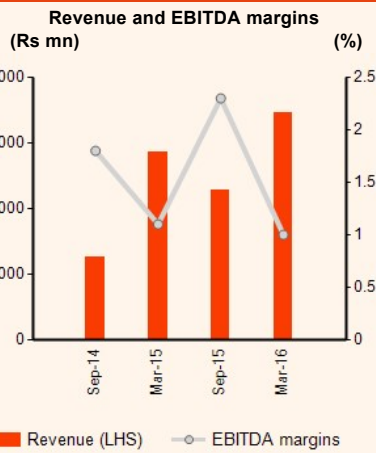
FINANCIAL UPDATE

Revenue increased 18.1% on-year to Rs 6,922 mn in HY2FY16 from Rs 5,859 mn.

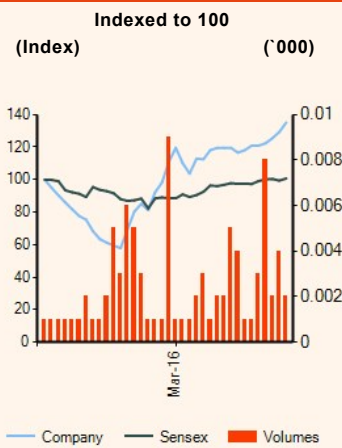
EBITDA margin contracted by 10 bps on-year to 1% in HY2FY16 from 1.1% in HY2FY15.

PAT increased 106.6% on-year to Rs 21 mn in HY2FY16 from Rs 10 mn in HY2FY15.

Financial Performance Trends

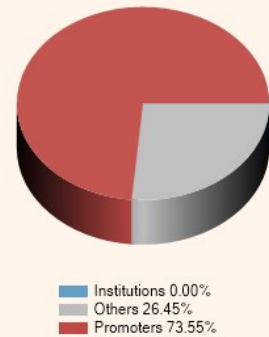


Share Price Chart



Shareholding Pattern

As on March 31, 2016



Source: Company | BSE | CRISIL Research

Analytical Contact

Bhaskar Bukrediwala - Director, CRISIL Research
Phone no: +91 22 33421983; Email ID: bhaskar.bukrediwala@crisil.com

Disclaimer

This report (Report) has been prepared by Research Division of CRISIL Limited ("CRISIL"). By accessing the Report the user acknowledges and accepts the following: The Report is (i) based on publicly available information or from sources considered reliable by CRISIL (ii) not intended to and does not constitute an investment, legal, accounting or tax advice or any solicitation, whatsoever (iii) not an audit or due diligence nor a recommendation of any sort whether to hold, invest in or divest from any securities, instruments or facilities of any kind or otherwise enter into any deal or transaction with the entity to which the Report pertains (iv) not a substitute for the skill, judgment and experience of the user for making any decisions. CRISIL does not (i) guarantee the accuracy, completeness or adequacy of the Report (ii) undertake independent verification of any information included in the Report (iii) assume obligation to keep the Report under ongoing surveillance following publication in any form. Access or use of this Report does not create a client relationship between CRISIL and the user. Opinions, if any, are in good faith, as on the date of issue, and are subject to change without notice. CRISIL (including its affiliates, third party providers, its directors, officers, shareholders, employees or agents) DISCLAIMS ANY AND ALL EXPRESS OR IMPLIED WARRANTIES, INCLUDING, BUT NOT LIMITED TO, ANY WARRANTIES OF MERCHANTABILITY, SUITABILITY OR FITNESS FOR A PARTICULAR PURPOSE OR USE. In no event shall CRISIL be liable to any party for any claim, including without limitation, whether direct, indirect, incidental, punitive, special or consequential damages, costs, expenses or losses in connection with any use of the Report even if advised of the possibility of such damages. This Report should not be reproduced or redistributed to any other person or in any form without a prior written consent of CRISIL.

For information please contact 'Client Servicing' at +91-22-33423561, or via e-mail: clientservicing@crisil.com.

© 2016 CRISIL Limited, all rights reserved.