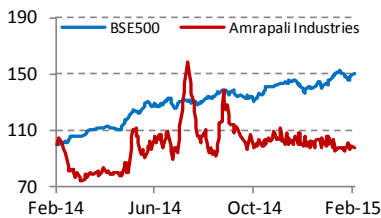


Amrapali Capital & Finance Serv. Ltd.

Market data

Current price*	Rs 46.0 (BSE)
Market cap *	Rs 449.4 m
Face value	Rs10
BSE Code	536737
No. of shares	9.8 m
Free float	48.3%
52 week H/L*	Rs 58.5/24.1
*as on 20 th Feb15	

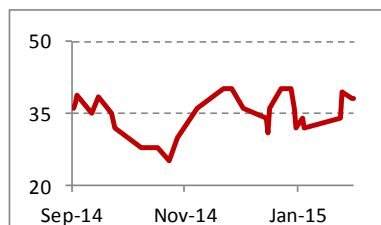
Rs 100 invested is now worth



Shareholding (Sep-2014)

Category	(%)
Promoters	51.7
DII's	0.0
FII's	2.0
Others	48.3
Total	100.0

Stock price over 6 months



Report prepared by

Equitymaster Agora Research Private Limited.

www.equitymaster.com
info@equitymaster.com

Half-Yearly results overview

Result performance review

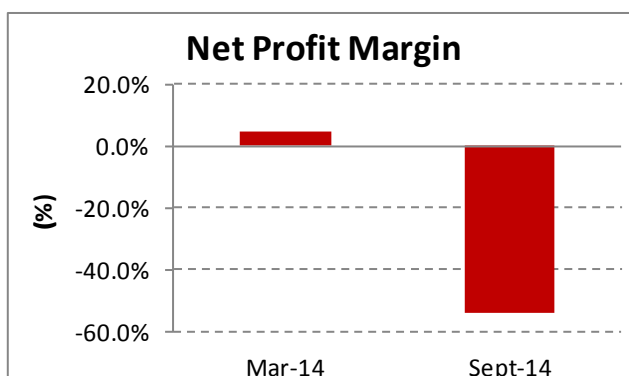
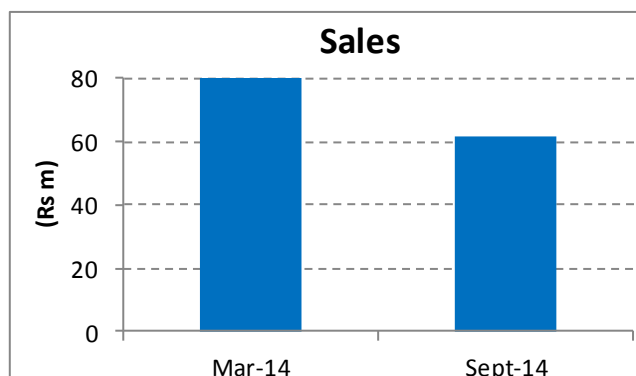
- The company announced its results for half year ended September 2014. The company's net sales declined to Rs 58.7 m in 1HFY15 as compared to Rs 81 m in 2HFY14.
- The company's expenditure decreased to Rs 100.4 m in 1HFY15 as compared to Rs 119.8 m in 2HFY14. Operating loss of the company stood at Rs 41.7 m for 1HFY15 as compared to a loss incurred of 38.9m in 2HFY14. The loss was mainly due to a substantial decline in net sales and other income.
- Depreciation and interest charges declined and stood at Rs 0.9 m and Rs 4.8 m respectively for the half year ended September 2014.
- Tax charges remained nil and the company's profit after tax was down substantially for 1HFY15.

Rs m	31-Mar-14	30-Sep-14
Net Sales	81.0	58.7
Other income	50.7	15.7
Total Income	131.7	74.4
Expenses	119.8	100.4
Operating profit	-38.9	-41.7
Depreciation	2.8	0.9
Interest	5.4	4.8
Profit before tax	3.6	-31.77
Tax	0.0	0.0
Profit after tax	3.6	-31.8
Operating profit margin	-48.0%	-71.0%
Effective tax rate	0.0%	0.0%
Net profit margin	4.5%	-54.1%
Diluted EPS	0.37	-3.25

Current valuation

The company's stock trades at Rs 46, per share. Its P/E multiple is negative and not meaningful.

Half-Yearly financial trend charts



Important Message from Equitymaster:

- This report has been prepared exclusively for the BSE Investor Protection initiative.
- The data for this report has been sourced primarily from the company's Annual Report and other publicly available information.
- Equitymaster did not meet the management of this company in person.
- Equitymaster insists that it makes no recommendation by way of presenting this report.
- The only purpose of this report is to make available publicly information on the company to readers in a format that is easy to understand

© Equitymaster Agora Research Private Limited. All rights reserved.

Disclaimer:

The information contained in this document has been compiled from sources we believe to be reliable, but we do not hold ourselves responsible for its completeness or accuracy. This document does not contain any views or opinions of Equitymaster and all such information is provided 'as is' without any warranty of any kind, and Equitymaster makes no representation or warranty, express or implied, as to the accuracy, timeliness or completeness of any such information. This document should not be construed as an offer to sell or solicitation of an offer to buy any security in any jurisdiction. Equitymaster and its affiliates, its directors, analyst and employees will not be responsible for any loss or liability incurred to any person as a consequence of his or any other person on his behalf taking any investment decisions based on this document. Equitymaster and its affiliates and their officers and their employees may or may not hold any securities mentioned herein. Equitymaster and its affiliates may from time to time, have a consulting relationship with a company being reported upon.