

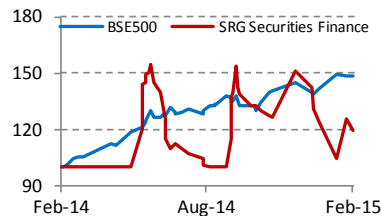
S R G Securities Finance Ltd.

Market data

Current price*	Rs 20.3 (BSE)
Market cap *	Rs 78.8 m
Face value	Rs 10
BSE Code	536710
No. of shares	3.8 m
Free float	56.7%
52 week H/L*	Rs 31.0/18.3

*as on 20th Feb 15

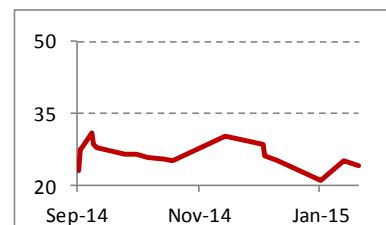
Rs 100 invested is now worth



Shareholding (Sep-2014)

Category	(%)
Promoters	43.3
DIs	0.0
FIs	0.0
Others	56.7
Total	100.0

Stock price over 6 months



Report prepared by

Equitymaster Agora Research Private Limited.

www.equitymaster.com
info@equitymaster.com

Half-Yearly results overview

Result performance review

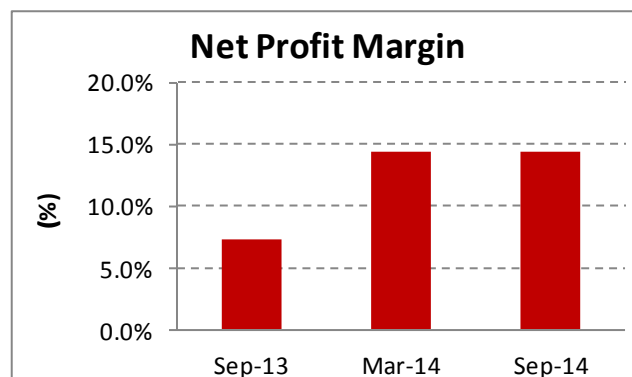
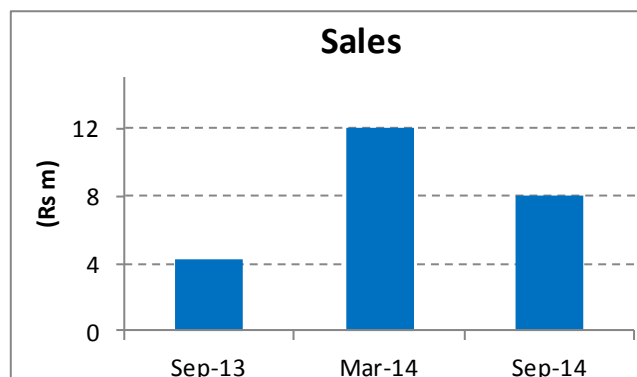
- Net sales increased by 89.4% YoY in 1HFY15.
- The company's expenses increased to Rs 3.8 m as compared to the figure of Rs 1.5 m in the same quarter last year. Operating profit of the company stood at Rs 4.3 m for the half as compared to a profit of Rs 2.7 m in the same half of the previous year. Despite expenses rising by 150% YoY, operating profits grew by 56% YoY led by a sharp rise in revenues.
- Depreciation and interest charges increased by 120% and 6% YoY respectively for the half ended September 2014.
- The company's profit after tax was up by 274.2% YoY for the half year period.

Rs m	30-Sep-13	31-Mar-14	30-Sep-14	YoY
Net Sales	4.24	12.0	8.0	89.4%
Other income	0	0.0	0.0	
Total Income	4.2	12.0	8.0	89.4%
Expenses	1.5	5.5	3.8	150.0%
Operating profit	2.7	6.5	4.3	56.2%
Depreciation	0.2	0.3	0.3	120.0%
Interest	2.2	3.7	2.3	6.0%
Profit before tax	0.4	2.5	1.7	279.5%
Tax	0.1	0.8	0.5	
Profit after tax	0.3	1.7	1.2	274.2%
Operating profit margin	64.6%	54.1%	53.3%	
Effective tax rate	29.5%	30.8%	30.5%	
Net profit margin	7.3%	14.4%	14.4%	
Diluted EPS	0.08	0.45	0.30	

Current valuation

At stock price of 20.3, the company's stock trades at 135 times its annual P/E.

Half-Yearly financial trend charts



Important Message from Equitymaster:

- This report has been prepared exclusively for the BSE Investor Protection initiative.
- The data for this report has been sourced primarily from the company's Annual Report and other publicly available information.
- Equitymaster did not meet the management of this company in person.
- Equitymaster insists that it makes no recommendation by way of presenting this report.
- The only purpose of this report is to make available publicly information on the company to readers in a format that is easy to understand

© Equitymaster Agora Research Private Limited. All rights reserved.

Disclaimer:

The information contained in this document has been compiled from sources we believe to be reliable, but we do not hold ourselves responsible for its completeness or accuracy. This document does not contain any views or opinions of Equitymaster and all such information is provided 'as is' without any warranty of any kind, and Equitymaster makes no representation or warranty, express or implied, as to the accuracy, timeliness or completeness of any such information. This document should not be construed as an offer to sell or solicitation of an offer to buy any security in any jurisdiction. Equitymaster and its affiliates, its directors, analyst and employees will not be responsible for any loss or liability incurred to any person as a consequence of his or any other person on his behalf taking any investment decisions based on this document. Equitymaster and its affiliates and their officers and their employees may or may not hold any securities mentioned herein. Equitymaster and its affiliates may from time to time, have a consulting relationship with a company being reported upon.