

Stock Details

BSE code	536456
BSE ID	RJBIOTECH
Face value (₹)	10.0
No of shares (m)	9.47
Market cap (₹ m)	260.4
30 days avg. daily vol (No)	200
Free float (₹m)	104.1

Stock performance (%)

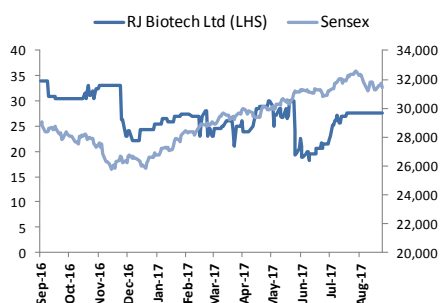
	1M	3M	12M
Absolute	0.0%	14.6%	-15.4%
Rel. to Sensex	2.41%	12.71%	-26.91%

Shareholding Pattern* (%)

Promoters	Public	Others
60.29%	39.71%	

*As of March 2017

Relative Chart



Source: Bloomberg

Annual result review – March 2017

R J Bio-Tech Limited witnessed a 56.2% decline in its total income to ₹157.38 million in FY'17 compared with ₹359.59 million in FY'16.

EBITDA margins deteriorated to a negative -95.4% for the period from 16.8% in FY'16.

The company reported a net loss of ₹ 150.17 million for FY'17 compared to a net profit of ₹ 22.69 million in the prior fiscal year.

Table1: Key Financials*

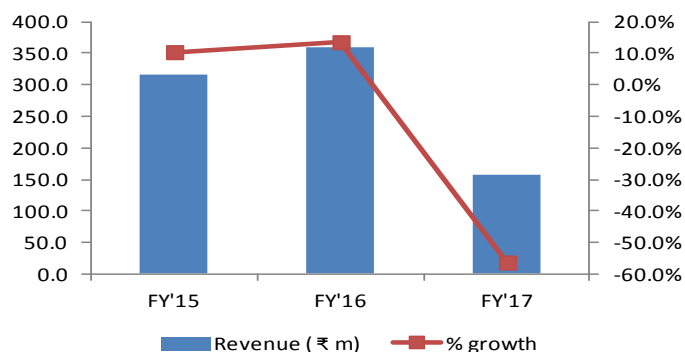
(Y/e March)	FY'15	FY'16	FY'17
Total Income	316.68	359.59	157.38
YoY Growth	10.4%	13.5%	-56.2%
EBITDA	56.49	60.42	(150.17)
EBITDA Margin	17.8%	16.8%	-95.4%
Dep. & Amor.	5.90	3.24	-
EBIT	50.59	57.18	(150.17)
Interest	35.95	34.37	-
PBT	14.64	22.81	(150.17)
TAX	0.01	0.12	-
Net Profit	14.64	22.69	(150.17)
Net Profit Margin	4.6%	6.3%	-95.4%
EPS (₹)	1.55	2.40	-

Source: Company, Karvy Investment Advisory

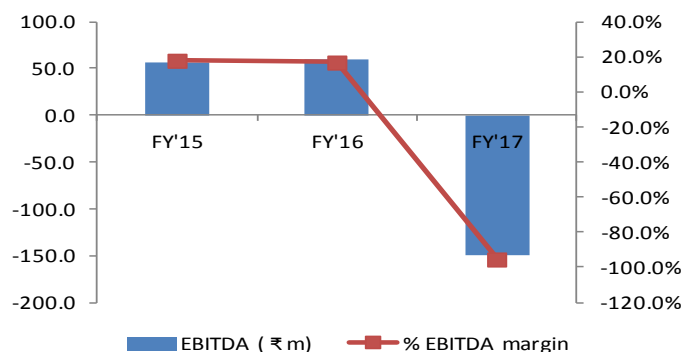
*All figures are in ₹ million except per share data

Financial Snapshot

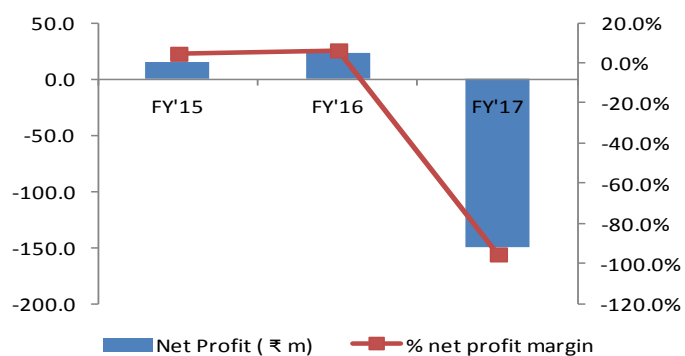
Revenue growth (%)



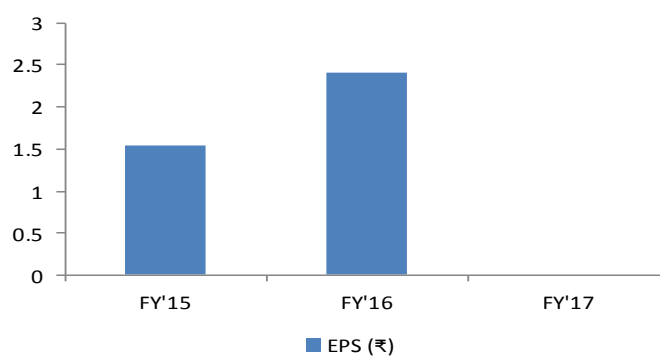
EBITDA margin (%)



Net Profit Margin (%)



Earnings Per Share



Source: Karvy Investment Advisory

DISCLAIMER

Karvy Investment Advisory Services Ltd (KIASL), an entity of the Karvy Group, has taken utmost care to ensure accuracy and objectivity while writing this report based on publicly available information or from sources considered reliable. However, neither the accuracy nor completeness of information contained in this report is guaranteed. Opinions expressed herein are our current opinions as on the date of this report. Nothing in this report can be construed as either investment or any other advice or any solicitation, whatsoever. The subscriber/user assumes the entire risk of any use made of this report or data herein. KIASL specifically states that it or any of its entities or employees do not have any financial liabilities whatsoever to the subscribers / users of this report. This report is for personal information of the authorized recipient in India only. This report or any part of it should not be reproduced or redistributed or communicated directly or indirectly in any form to any other person or published or copied for any purpose.

DISCLOSURE

Please refer to our detailed disclaimer mentioned on the last page of the initial report on this company.

PUBLISHED BY

KIASL is a part of the Karvy Group, a premier integrated financial services provider. We offer a wide array of investment advisory services including Comprehensive Financial Planning, Wealth Review and Investment Strategy services, Equity Review and Investment Strategy, Mutual Fund Review and Investment Strategy, Wealth Advice Package, and Wealth Planning for Retired Individuals.

Head Office: 46, Avenue 4, Street No.1, Banjara Hills, Hyderabad, 500034, Telangana, India. Tel: +91-40-23312454
|www.karvy.com|