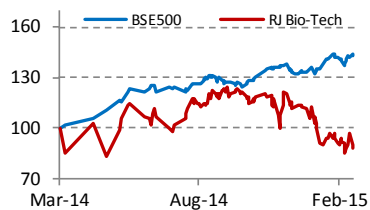


R J Bio-Tech. Ltd.

Market data

Current price*	Rs 31.0 (BSE)
Market cap *	Rs 293.5 m
Face value	Rs 10
BSE Code	536456
No. of shares	9.5 m
Free float	39.7%
52 week H/L*	Rs 45.0/28.0
*as on 20 th Feb 15	

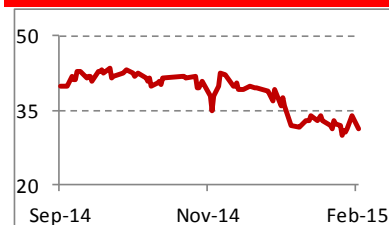
Rs 100 invested is now worth



Shareholding (Sep-2014)

Category	(%)
Promoters	60.3
DII's	0.9
FII's	0.0
Others	38.8
Total	100.0

Stock price over 6 months



Report prepared by

Equitymaster Agora Research Private Limited.

www.equitymaster.com
info@equitymaster.com

Half-Yearly results overview

Result performance review

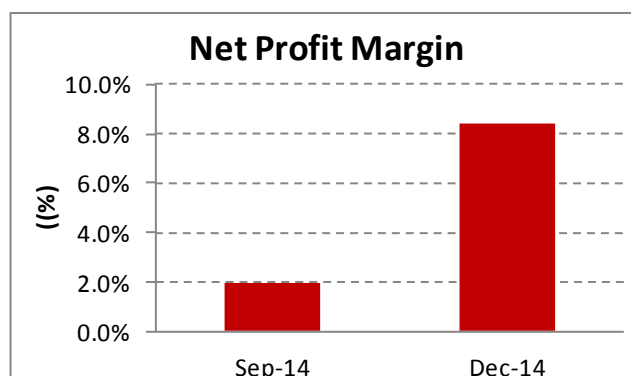
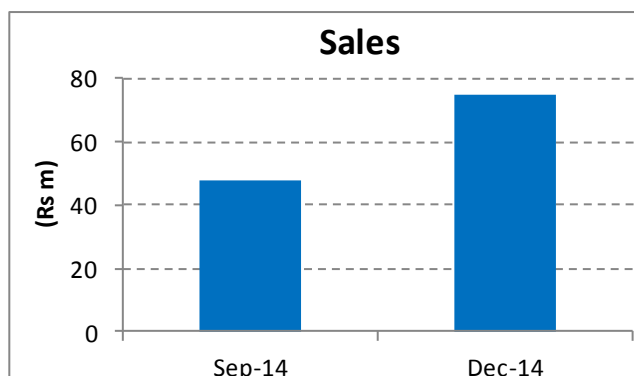
- The company announced its results for December 2014. The company's net sales increased 56.7% QoQ for the December quarter.
- The company's expenditure increased to 58.8 m in December 2014 as compared to Rs 37 m in September 2014. Operating profit of the company increased by 49.9% QoQ. The operating profit was mainly due to a substantial increase in net sales.
- Depreciation remained unchanged from the previous quarter and interest charges declined by 1.2% QoQ for the quarter ended December 2014.
- Tax charges remained nil and the company's profit after tax was up substantially and stood at Rs 6.3 m for the quarter as compared to Rs 0.9 m of previous quarter.

Rs m	30-Sep-14	31-Dec-14	QoQ Ch
Net Sales	47.6	74.5	56.7%
Other income	0.1	0.0	
Total Income	47.6	74.5	56.6%
Expenses	37.0	58.8	58.7%
Operating profit	10.5	15.8	49.9%
Depreciation	0.8	0.8	0.0%
Interest	8.8	8.7	-1.2%
Profit before tax	0.9	6.3	558.9%
Tax	0.0	0.0	
Profit after tax	0.9	6.3	558.9%
Operating profit margin	22.1%	21.2%	
Effective tax rate	0.0%	0.0%	
Net profit margin	2.0%	8.4%	
Diluted EPS	0.10	0.66	

Current valuation

At the current price of Rs 31, the company's stock trades at 92 times its annual P/E earnings.

Half-Yearly financial trend charts



Important Message from Equitymaster:

- This report has been prepared exclusively for the BSE Investor Protection initiative.
- The data for this report has been sourced primarily from the company's Annual Report and other publicly available information.
- Equitymaster did not meet the management of this company in person.
- Equitymaster insists that it makes no recommendation by way of presenting this report.
- The only purpose of this report is to make available publicly information on the company to readers in a format that is easy to understand

© Equitymaster Agora Research Private Limited. All rights reserved.

Disclaimer:

The information contained in this document has been compiled from sources we believe to be reliable, but we do not hold ourselves responsible for its completeness or accuracy. This document does not contain any views or opinions of Equitymaster and all such information is provided 'as is' without any warranty of any kind, and Equitymaster makes no representation or warranty, express or implied, as to the accuracy, timeliness or completeness of any such information. This document should not be construed as an offer to sell or solicitation of an offer to buy any security in any jurisdiction. Equitymaster and its affiliates, its directors, analyst and employees will not be responsible for any loss or liability incurred to any person as a consequence of his or any other person on his behalf taking any investment decisions based on this document. Equitymaster and its affiliates and their officers and their employees may or may not hold any securities mentioned herein. Equitymaster and its affiliates may from time to time, have a consulting relationship with a company