

Ducon Infratechnologies Limited

Report Date: 22 Aug 2017

Key Stock Indicators

BSE Ticker :	534674	CMP as on 18 Aug 2017-Rs/share :	32.1	Shares outstanding (mn) :	78.4
Bloomberg Ticker :	DYTL:IN	52 week range up to 18 Aug 2017 (Rs)(H/L) :	87.7/13.1	Free Float (%) :	39.8
Face value per share :	1.0	Market Cap as on 18 Aug 2017 (Rs mn) :	2,513	Average daily volumes (12 months) :	82,790
Div.Yield (%) :	0.0	Enterprise Value as on 18 Aug 2017 (Rs mn) :	2,569	Beta :	1.0

Quarterly Result Summary

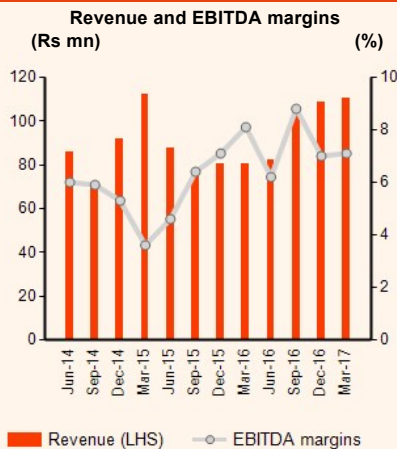
Rs million	Mar-17	Dec-16	Mar-16	q-o-q (%)	y-o-y (%)
Net Sales	110	108	81	1.7	36.5
Raw material cost	100	100	72	0.7	39.6
Employee cost	1	-	-	59.6	80.3
Other expenses	1	-	1	82.7	-36.4
EBITDA	7	7	6	3.0	19.4
EBITDA margins (%)	7.1	7.0	8.1	9 bps	-100 bps
Depreciation	2	2	3	-	-29.5
EBIT	5	5	3	4.3	65.0
Interest	2	2	1	6.7	85.1
Other Income	-	-	-	-	-
Extraordinary Income (Expenses)	-	-	-	-	-
PBT	3	3	2	2.5	51.9
Tax	2	-	-	454.9	525.4
PAT	-	2	1	-91.7	-86.9
PAT margins (%)	0.2	2.3	2.0	-211 bps	-180 bps
No. of shares (mn no.)	78.4	78.4	78.4	-	-
Earning per share (EPS)	0.09	0.09	0.05	-	80.0

n.m. : Not meaningful
Source: Company | CRISIL Research

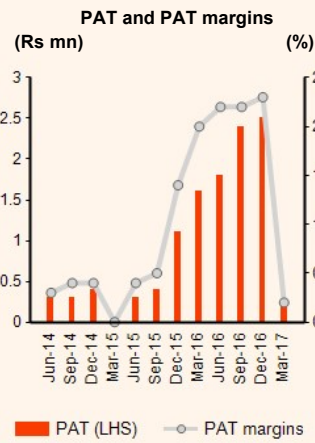
FINANCIAL UPDATE

- Revenue increased 36.5% y-o-y to Rs 110 mn in Q4FY17 from Rs 81 mn in Q4FY16.
- EBITDA margin contracted 100 bps y-o-y to 7.1% in Q4FY17 from 8.1% in Q4FY16.
- The company reported profit after tax of Rs 0.2 mn in Q4FY17.

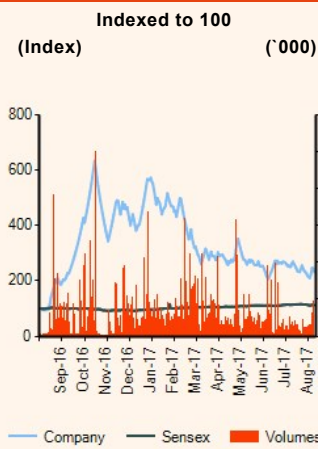
Financial Performance Trends



Source: Company | BSE | CRISIL Research

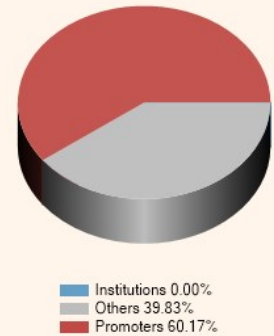


Share Price Chart



Shareholding Pattern

As on March 31, 2017



Analytical Contact

Arun Venkatesh - Associate Director, CRISIL Research
Phone no: +91 22 33424192; Email ID: arun.venkatesh@crisil.com

Disclaimer

This report (Report) has been prepared by Research Division of CRISIL Limited ("CRISIL"). By accessing the Report the user acknowledges and accepts the following: The Report is (i) based on publicly available information or from sources considered reliable by CRISIL (ii) not intended to and does not constitute an investment, legal, accounting or tax advice or any solicitation, whatsoever (iii) not an audit or due diligence nor a recommendation of any sort whether to hold, invest in or divest from any securities, instruments or facilities of any kind or otherwise enter into any deal or transaction with the entity to which the Report pertains (iv) not a substitute for the skill, judgment and experience of the user for making any decisions. CRISIL does not (i) guarantee the accuracy, completeness or adequacy of the Report (ii) undertake independent verification of any information included in the Report (iii) assume obligation to keep the Report under ongoing surveillance following publication in any form. Access or use of this Report does not create a client relationship between CRISIL and the user. Opinions, if any, are in good faith, as on the date of issue, and are subject to change without notice. CRISIL (including its affiliates, third party providers, its directors, officers, shareholders, employees or agents) DISCLAIMS ANY AND ALL EXPRESS OR IMPLIED WARRANTIES, INCLUDING, BUT NOT LIMITED TO, ANY WARRANTIES OF MERCHANTABILITY, SUITABILITY OR FITNESS FOR A PARTICULAR PURPOSE OR USE. In no event shall CRISIL be liable to any party for any claim, including without limitation, whether direct, indirect, incidental, punitive, special or consequential damages, costs, expenses or losses in connection with any use of the Report even if advised of the possibility of such damages. This Report should not be reproduced or redistributed to any other person or in any form without a prior written consent of CRISIL.

Analyst Disclosure

None of the team members involved in the preparation of the report has any conflict of interest that may bias the opinion provided in the report.

For information please contact 'Client Servicing' at +91-22-33423561, or via e-mail: clientservicing@crisil.com.
© 2016 CRISIL Limited, all rights reserved.