

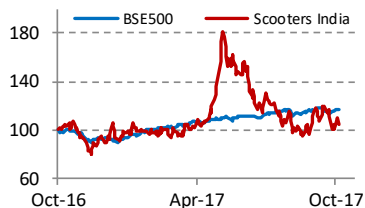
Scooters India Limited

Market data

Current price*	Rs 41.4 (BSE)
Market cap *	Rs 3535.6 m
Face value	Rs 10.0
BSE Code	505141
No. of shares	85.4 m
Free float	6.3%
52-week H/L*	Rs 76.0/31.8

*as on 11th Oct 2017

Rs 100 invested is now worth



Shareholding (Jun-2017)

Category	(%)
Promoters	93.7
FII's	0.0
DII's	0.0
Others	6.3
Total	100.0

Report prepared by

Equitymaster Agora Research Private Limited.

www.equitymaster.com
info@equitymaster.com

Quarter results overview

Result performance review

- Scooters India reported quarterly results for June 2017. The company's operating income fell substantially by 95.9% on a year on year (YoY) basis during the quarter. The expenses were down by 75.6% YoY during the same period.
- The company reported an operating loss declined further by 111.9% YoY during the quarter. Consequently, the operating profit margins got impacted and fell to 553% during the quarter.
- Depreciation charges were lower by 2.5% YoY while interest charges were higher by 72.7% YoY for the June 2017 quarter.
- Backed by higher interest costs and lower income, the company's net loss increased by 128.3% YoY during the quarter.

Quarter result comparison snapshot

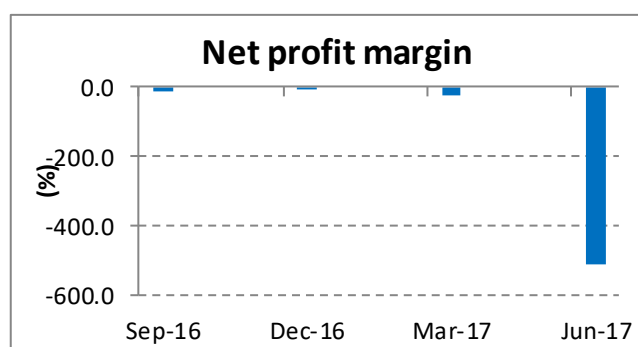
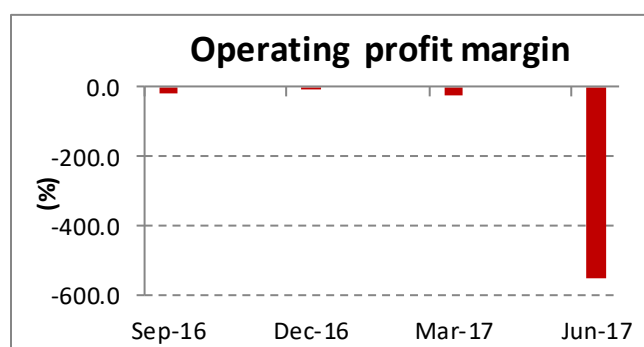
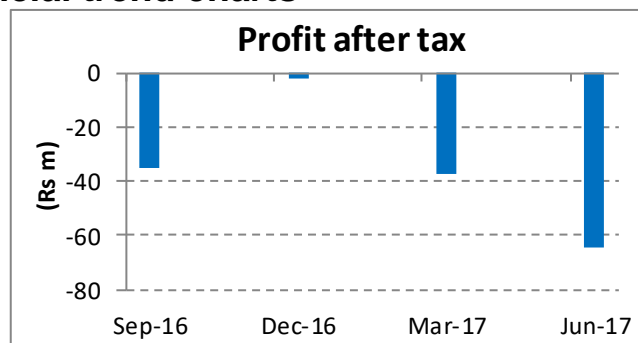
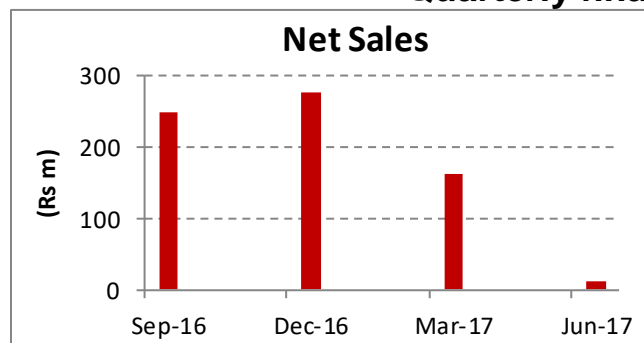
Rs m	Jun-16	Mar-17	Jun-17	QoQch	YoY ch
Operating Income	302.8	162.6	12.5	-92.3%	-95.9%
Other income	10.5	11.5	12.4	7.8%	18.1%
Total Income	313.3	174.1	25.0	-85.6%	-92.0%
Expenses	335.4	205.0	81.9	-60.0%	-75.6%
Operating profit	-32.7	-42.4	-69.3	63.4%	111.9%
Depreciation	4.0	4.2	3.9	-7.1%	-2.5%
Interest	2.2	2.1	3.8	81.0%	72.7%
Profit before tax	-28.3	-37.1	-64.6	74.1%	128.3%
Tax	0.0	0.0	0.0	NA	NA
Profit after tax	-28.3	-37.1	-64.6	74.1%	128.3%
Operating profit margin	-10.8%	-26.1%	-553%		
Effective tax rate	0.0%	0.0%	0.0%		
Net profit margin	-9.3%	-22.8%	-515%		
Diluted EPS	-0.3	-0.4	-0.8		

Note: Quarter results exclude extraordinary / exceptional items | Wherever the results are consolidated we have taken consolidated numbers else standalone. NA = Not applicable

Current valuation

The company's stock trades at Rs 41.4 per share. Its trailing twelve months' earnings are negative; hence its P/E ratio is not meaningful.

Quarterly financial trend charts



Important Message from Equitymaster:

- This report has been prepared exclusively for the BSE Investor Protection initiative. The data for this report has been sourced primarily from the company's Annual Report and other publicly available information.
- Equitymaster did not meet the management of this company in person.
- Equitymaster insists that it makes no recommendation by way of presenting this report.
- The only purpose of this report is to make available publicly information on the company to readers in a format that is easy to understand

© Equitymaster Agora Research Private Limited. All rights reserved.

Disclaimer:

The information contained in this document has been compiled from sources we believe to be reliable, but we do not hold ourselves responsible for its completeness or accuracy. This document does not contain any views or opinions of Equitymaster and all such information is provided 'as is' without any warranty of any kind, and Equitymaster makes no representation or warranty, express or implied, as to the accuracy, timeliness or completeness of any such information. This document should not be construed as an offer to sell or solicitation of an offer to buy any security in any jurisdiction. Equitymaster and its affiliates, its directors, analyst and employees will not be responsible for any loss or liability incurred to any person as a consequence of his or any other person on his behalf taking any investment decisions based on this document. Equitymaster and its affiliates and their officers and their employees may or may not hold any securities mentioned herein. Equitymaster and its affiliates may from time to time, have a consulting relationship with a company being reported upon.

Equitymaster Agora Research Private Limited. 103, Regent Chambers, Above Status Restaurant, Nariman Point,
Mumbai - 400 021. India. Telephone: 91-22-6143 4055. Fax: 91-22-2202 8550.

Email: info@equitymaster.com.

Website: www.equitymaster.com.

CIN: U74999MH2007PTC175407

SEBI (Research Analysts) Regulations 2014, Registration No. INH000000537.