

Public *The shareholding pattern  
is not PAN*

Format of Holding of Specified securities

1. Name of Listed Entity:PI INDUSTRIES LTD
2. Scrip Code/Name of Scrip/Class of Security:523642,PIIND,EQUITY SHARES
3. Share Holding Pattern Filed under: Reg. 31(1)(a)/Reg.31(1)(b)/Reg.31(1)(c)  
a. if under 31(1)(b) then indicate the report for quarter ending 03/07/2020  
b. if under 31(1)(c) then indicate date of allotment/extinguishment
4. Declaration : The Listed entity is required to submit the following declaration to the extent of submission of information:

	Particulars	YES*	NO*
a	Whether the Listed Entity has issued any partly paid up shares		NO*
b	Whether the Listed Entity has issued any Convertible Securities or Warrants?		NO*
c	Whether the Listed Entity has any shares against which depository receipts are issued?		NO*
d	Whether the Listed Entity has any shares in locked-in?		NO*
e	Whether any shares held by promoters are pledge or otherwise encumbered?		NO*

\*if the Listed Entity selects the option 'NO' for the questions above, the columns for the partly paid up shares, Outstanding Convertible Securities/Warrants, depository receipts, locked-in shares, No of shares pledged or otherwise encumbered by promoters, as applicable, shall not be displayed at the time of dissemination on the Stock Exchange website. Also wherever there is 'No' declared by Listed entity in above table the values will be considered as 'Zero' by default on submission of the format of holding of specified securities.

5. The tabular format for disclosure of holding of specified securities is as follows:




Table I - Summary Statement holding of specified securities

Category	Category of Shareholder	No of Shareholders	No of fully paid up equity shares held	No of Partly paid-up equity shares held	No of Shares Underlying Depository Receipts	Total No of Shares Held (VII) = (IV)+(V)+(VI)	Shareholding as a % of total no of shares (As a % of (A+B+C2))	Number of Voting Rights held in each class of securities			No of Shares Underlying Outstanding convertible securities (Including Warrants)	Shareholding as a % assuming full conversion of convertible Securities (as a percentage of	Number of Locked in Shares		Number of Shares pledged or otherwise encumbered		Number of equity shares held in dematerialized form	
								No of Voting Rights		Total as a % of (A+B+C)			No.	As a % of total Shares	No.	As a % of total Shares held		
								Class X	Class Y	Total								
(I)	(II)	(III)	(IV)	(V)	(VI)	(VII)	(VIII)	(IX)			(X)	(XI)	(XII)		(XIII)	(XIV)		
(A)	Promoter & Promoter Group	6	70920494	0	0	70920494	51.35	70920494	0	70920494	51.35	0	51.35	0	0.00	0	0.00	70920494
(B)	Public	68038	67045012	0	0	67045012	48.55	67045012	0	67045012	48.55	0	48.55	0	0.00	NA	NA	66920768
(C)	Non Promoter-Non Public																	
(C1)	Shares underlying DRs	0	0	0	0	0	NA	0	0	0	0.00	0	NA	0	0.00	NA	NA	0
(C2)	Shares held by Employes Trusts	1	142487	0	0	142487	0.10	142487	0	142487	0.10	0	0.10	0	0.00	NA	NA	142487
	<b>Total:</b>	<b>68045</b>	<b>138107993</b>	<b>0</b>	<b>0</b>	<b>138107993</b>	<b>100.00</b>	<b>138107993</b>	<b>0</b>	<b>138107993</b>	<b>100.00</b>	<b>0</b>	<b>100.00</b>	<b>0</b>	<b>0.00</b>	<b>0</b>	<b>0.00</b>	<b>137983749</b>




Table II - Statement showing shareholding pattern of the Promoter and Promoter Group

Category	Category & Name of the Shareholder	No of Shareholders	No of fully paid up equity shares held	No of Partly paid-up equity shares held	No of Shares Underlying Depository Receipts	Total No of Shares Held (IV+V+VI)	Shareholding as a % of total no of shares (calculated as per SCRR, 1957 (VIII) As a % of (A+B+C2)	Number of Voting Rights held in each class of securities			No of Shares Underlying Outstanding convertible securities (Including Warrants)	Shareholding as a % assuming full conversion of convertible Securities (as a percentage of diluted share capital) (VII)+(X) As a % of (A+B+C2)	Number of Locked in Shares		Number of Shares pledged or otherwise encumbered		Number of equity shares held in dematerialized form	
								No of Voting Rights		Total as a % of (A+B+C)			No.	As a % of total Shares held	No.	As a % of total Shares held		
								Class X	Class Y	Total			(X)	(XI)	(XII)	(XIII)		(XIV)
(I)	(III)	(IV)	(V)	(VI)	(VII)	(VIII)	(IX)	(X)	(XI)	(XII)	(XIII)	(XIV)						
(1)	Indian																	
(a)	Individuals/Hindu undivided Family	6	70920494	0	0	70920494	51.35	70920494	0	70920494	51.35	0	51.35	0	0.00	0	0.00	70920494
	SALIL SINGHAL	1	20	0	0	20	0.00	20	0	20	0.00	0	0.00	0	0.00	0	0.00	20
	SHEFALI KHUSHALANI	1	111057	0	0	111057	0.08	111057	0	111057	0.08	0	0.08	0	0.00	0	0.00	111057
	MADHU SINGHAL	1	21560500	0	0	21560500	15.61	21560500	0	21560500	15.61	0	15.61	0	0.00	0	0.00	21560500
	MAYANK SINGHAL	1	32028510	0	0	32028510	23.19	32028510	0	32028510	23.19	0	23.19	0	0.00	0	0.00	32028510
	POOJA SINGHAL	1	8665550	0	0	8665550	6.27	8665550	0	8665550	6.27	0	6.27	0	0.00	0	0.00	8665550
	SALIL SINGHAL	1	8554857	0	0	8554857	6.19	8554857	0	8554857	6.19	0	6.19	0	0.00	0	0.00	8554857
(b)	Central Government/State Government(s)	0	0	0	0	0	0.00	0	0	0	0.00	0	0.00	0	0.00	0	0.00	0
(c)	Financial Institutions/Banks	0	0	0	0	0	0.00	0	0	0	0.00	0	0.00	0	0.00	0	0.00	0
(d)	Any Other	0	0	0	0	0	0.00	0	0	0	0.00	0	0.00	0	0.00	0	0.00	0
	<b>Sub-Total (A)(1)</b>	<b>6</b>	<b>70920494</b>	<b>0</b>	<b>0</b>	<b>70920494</b>	<b>51.35</b>	<b>70920494</b>	<b>0</b>	<b>70920494</b>	<b>51.35</b>	<b>0</b>	<b>51.35</b>	<b>0</b>	<b>0.00</b>	<b>0</b>	<b>0.00</b>	<b>70920494</b>
(2)	Foreign																	
(a)	Individuals (Non-Resident Individuals/Foreign)	0	0	0	0	0	0.00	0	0	0	0.00	0	0.00	0	0.00	0	0.00	0
(b)	Government	0	0	0	0	0	0.00	0	0	0	0.00	0	0.00	0	0.00	0	0.00	0
(c)	Institutions	0	0	0	0	0	0.00	0	0	0	0.00	0	0.00	0	0.00	0	0.00	0
(d)	Foreign Portfolio Investor	0	0	0	0	0	0.00	0	0	0	0.00	0	0.00	0	0.00	0	0.00	0
(e)	Any Other	0	0	0	0	0	0.00	0	0	0	0.00	0	0.00	0	0.00	0	0.00	0
	<b>Sub-Total (A)(2)</b>	<b>0</b>	<b>0</b>	<b>0</b>	<b>0</b>	<b>0</b>	<b>0.00</b>	<b>0</b>	<b>0</b>	<b>0</b>	<b>0.00</b>	<b>0</b>	<b>0.00</b>	<b>0</b>	<b>0.00</b>	<b>0</b>	<b>0.00</b>	<b>0</b>
	<b>Total Shareholding of Promoter and Promoter Group</b>	<b>6</b>	<b>70920494</b>	<b>0</b>	<b>0</b>	<b>70920494</b>	<b>51.35</b>	<b>70920494</b>	<b>0</b>	<b>70920494</b>	<b>51.35</b>	<b>0</b>	<b>51.35</b>	<b>0</b>	<b>0.00</b>	<b>0</b>	<b>0.00</b>	<b>70920494</b>




Table III - Statement showing shareholding pattern of the Public shareholder

Category	Category & Name of the Shareholder	No of Shareholders	No of fully paid up equity shares held	No of Partly paid-up equity shares held	No of Shares Underlying Depository Receipts	Total No of Shares Held (IV+V+VI)	Shareholding as a % of total no of shares (A+B+C2)	Number of Voting Rights held in each class of securities			No of Shares Underlying Outstanding convertible securities (Including Warrants)	Shareholding as a % assuming full conversion of convertible Securities (as a percentage of diluted share capital)	Number of Locked in Shares		Number of Shares pledged or otherwise encumbered		Number of equity shares held in dematerialized form	
								Class X	Class Y	Total			No.	As a % of total Shares held	No.	As a % of total Shares held		
																		(VIII)
(I)	(II)	(III)	(IV)	(V)	(VI)	(VII)	(VIII)	(IX)	(X)	(XI)	(XII)	(XIII)	(XIV)					
(1)	Institutions																	
(a)	Mutual Funds	31	25515399	0	0	25515399	18.47	25515399	0	25515399	18.47	0	18.47	0	0.00	NA	NA	25515399
	ICICI PRUDENTIAL VALUE FUND - SERIES 16	1	6131397	0	0	6131397	4.44	6131397	0	6131397	4.44	0	4.44	0	0.00	NA	NA	6131397
	KOTAK INDIA GROWTH FUND SERIES 5	1	2023506	0	0	2023506	1.47	2023506	0	2023506	1.47	0	1.47	0	0.00	NA	NA	2023506
	TATA MUTUAL FUND - TATA FOCUSED EQUITY FUND	1	1770300	0	0	1770300	1.28	1770300	0	1770300	1.28	0	1.28	0	0.00	NA	NA	1770300
	UTI-UNIT LINKED INSURANCE PLAN	1	2791242	0	0	2791242	2.02	2791242	0	2791242	2.02	0	2.02	0	0.00	NA	NA	2791242
	SBI LARGE & MIDCAP FUND	1	4481968	0	0	4481968	3.25	4481968	0	4481968	3.25	0	3.25	0	0.00	NA	NA	4481968
	AXIS MUTUAL FUND TRUSTEE LIMITED A/C AXIS MUTUAL	1	1974023	0	0	1974023	1.43	1974023	0	1974023	1.43	0	1.43	0	0.00	NA	NA	1974023
(b)	Venture Capital Funds	0	0	0	0	0	0.00	0	0	0	0.00	0	0.00	0	0.00	NA	NA	0
(c)	Alternate Investment Funds	20	592092	0	0	592092	0.43	592092	0	592092	0.43	0	0.43	0	0.00	NA	NA	592092
(d)	Foreign Venture Capital Investors	0	0	0	0	0	0.00	0	0	0	0.00	0	0.00	0	0.00	NA	NA	0
(e)	Foreign Portfolio Investors	174	16111059	0	0	16111059	11.67	16111059	0	16111059	11.67	0	11.67	0	0.00	NA	NA	16111059
(f)	Financial Institutions/Banks	2	242143	0	0	242143	0.18	242143	0	242143	0.18	0	0.18	0	0.00	NA	NA	242143
(g)	Insurance Companies	0	0	0	0	0	0.00	0	0	0	0.00	0	0.00	0	0.00	NA	NA	0
(h)	Provident Funds/Pension Funds	0	0	0	0	0	0.00	0	0	0	0.00	0	0.00	0	0.00	NA	NA	0
(i)	Any Other																	
	Sub Total (B)(1)	227	42460693	0	0	42460693	30.74	42460693	0	42460693	30.74	0	30.74	0	0.00	NA	NA	42460693
(2)	Central Government/State Government(s)/President of India	0	0	0	0	0	0.00	0	0	0	0.00	0	0.00	0	0.00	NA	NA	0
	Sub Total (B)(2)	0	0	0	0	0	0.00	0	0	0	0.00	0	0.00	0	0.00	NA	NA	0
(B)	Non-Institutions																	
(a)	i. Individual shareholders holding nominal share capital up to 10%	62933	12284375	0	0	12284375	8.89	12284375	0	12284375	8.89	0	8.89	0	0.00	NA	NA	12160131
	ii. Individual shareholders holding nominal share capital in excess of 10%	2	783612	0	0	783612	0.57	783612	0	783612	0.57	0	0.57	0	0.00	NA	NA	783612
(b)	NBFCs Registered with RBI	1	420	0	0	420	0.00	420	0	420	0.00	0	0.00	0	0.00	NA	NA	420
(c)	Employee Trusts	0	0	0	0	0	0.00	0	0	0	0.00	0	0.00	0	0.00	NA	NA	0
(d)	Overseas Depositories (Holding DRs)(Balancing figure)	0	0	0	0	0	0.00	0	0	0	0.00	0	0.00	0	0.00	NA	NA	0
(e)	Any Other																	
	BENEFICIAL HOLDINGS UNDER MGT-4	1	3083	0	0	3083	0.00	3083	0	3083	0.00	0	0.00	0	0.00	NA	NA	3083
	TRUSTS	16	985199	0	0	985199	0.71	985199	0	985199	0.71	0	0.71	0	0.00	NA	NA	985199
	NON RESIDENT INDIANS	2386	634521	0	0	634521	0.46	634521	0	634521	0.46	0	0.46	0	0.00	NA	NA	634521
	CLEARING MEMBERS	208	190559	0	0	190559	0.14	190559	0	190559	0.14	0	0.14	0	0.00	NA	NA	190559
	DIRECTORS	2	609771	0	0	609771	0.44	609771	0	609771	0.44	0	0.44	0	0.00	NA	NA	609771
	Qualified Institutional Buyer	14	5800885	0	0	5800885	4.20	5800885	0	5800885	4.20	0	4.20	0	0.00	NA	NA	5800885
	HDFC LIFE INSURANCE COMPANY LIMITED	1	1722225	0	0	1722225	1.25	1722225	0	1722225	1.25	0	1.25	0	0.00	NA	NA	1722225
	NON RESIDENT INDIAN NON REPATRIABLE	1116	627906	0	0	627906	0.45	627906	0	627906	0.45	0	0.45	0	0.00	NA	NA	627906
	BODIES CORPORATES	1129	2038725	0	0	2038725	1.48	2038725	0	2038725	1.48	0	1.48	0	0.00	NA	NA	2038725
	IEPF	1	234795	0	0	234795	0.17	234795	0	234795	0.17	0	0.17	0	0.00	NA	NA	234795
	FOREIGN CORPORATE BODIES	1	390426	0	0	390426	0.28	390426	0	390426	0.28	0	0.28	0	0.00	NA	NA	390426
	FOREIGN NATIONALS	1	42	0	0	42	0.00	42	0	42	0.00	0	0.00	0	0.00	NA	NA	42
	Sub Total (B)(3)	67811	24584319	0	0	24584319	17.80	24584319	0	24584319	17.80	0	17.80	0	0.00	NA	NA	24460075
	Total Public Shareholding (B) = (B)(1)+(B)(2)+(B)(3)	68038	67045012	0	0	67045012	48.55	67045012	0	67045012	48.55	0	48.55	0	0.00	NA	NA	66920768






Table IV - Statement showing shareholding pattern of the Non Promoter - Non Public Shareholder

Category	Category & Name of the Shareholder	No of Shareholders	No of fully paid up equity shares held	No of Partly paid-up equity shares held	No of Shares Underlying Depository Receipts	Total No of Shares Held (IV+V+VI)	Shareholding as a % of total no of shares (A+B+C2)	Number of Voting Rights held in each class of securities			No of Shares Underlying Outstanding convertible securities (Including Warrants)	Shareholding as a % assuming full conversion of convertible Securities (as a percentage of diluted share capital)	Number of Locked in Shares		Number of Shares pledged or otherwise encumbered		Number of equity shares held in dematerialized form
								Class X	Class Y	Total			No.	As a % of total Shares held	No.	As a % of total Shares held	
(i)	(ii)	(iii)	(iv)	(v)	(vi)	(vii)	(viii)	(ix)	(x)	(xi)	(xii)	(xiii)	(xiv)				
(1)	Custodian/DR Holder	0	0	0	0	0	0.00	0	0	0	0.00	0	0.00	NA	NA	0	
(2)	Employee Benefit Trust (under SEBI(Share	1	142487	0	0	142487	0.10	142487	0	142487	0.10	0	0.10	0	0.00	NA	142487
	<b>Total Non-Promoter-Non Public Shareho</b>	<b>1</b>	<b>142487</b>	<b>0</b>	<b>0</b>	<b>142487</b>	<b>0.10</b>	<b>142487</b>	<b>0</b>	<b>142487</b>	<b>0.10</b>	<b>0</b>	<b>0.00</b>				<b>142487</b>



Public

Details of the shareholders acting as persons in Concert including their Shareholding:			
Name of Shareholder	Name of PAC	No of shares	Holding%
<b>Total:</b>		<b>0</b>	<b>0</b>




Public

Public

Details of Shares which remain unclaimed may be given here along with details such as number of shareholders,

No of Shareholders

No of shares



Public

Post-shareholding pattern  
(without PAN)

Format of Holding of Specified securities

1. Name of Listed Entity: PI INDUSTRIES LTD
2. Scrip Code/Name of Scrip/Class of Security: 523642, PIIND, EQUITY SHARES
3. Share Holding Pattern Filed under: Reg. 31(1)(a)/Reg.31(1)(b)/Reg.31(1)(c)
  - a. if under 31(1)(b) then indicate the report for quarter ending 08/07/2020
  - b. if under 31(1)(c) then indicate date of allotment/extinguishment
4. Declaration : The Listed entity is required to submit the following declaration to the extent of submission of information:

	Particulars	YES*	NO*
a	Whether the Listed Entity has issued any partly paid up shares		NO*
b	Whether the Listed Entity has issued any Convertible Securities or Warrants?		NO*
c	Whether the Listed Entity has any shares against which depository receipts are issued?		NO*
d	Whether the Listed Entity has any shares in locked-in?		NO*
e	Whether any shares held by promoters are pledge or otherwise encumbered?		NO*

\*if the Listed Entity selectes the option 'NO' for the questions above, the columns for the partly paid up shares, Outstanding Convertible Securities/Warrants, depository receipts, locked-in shares, No of shares pledged or otherwise encumbered by promoters, as applicable, shall not be displayed at the time of dissemination on the Stock Exchange website. Also wherever there is 'No' declared by Listed entity in above table the values will be considered as 'Zero' by default on submission of the format of holding of specified securities.

- 5 The tabular format for disclosure of holding of specified securities is as follows:






Table II - Statement showing shareholding pattern of the Promoter and Promoter Group

Category	Category & Name of the Shareholder	No of Shareholders	No of fully paid up equity shares held	No of Partly paid-up equity shares held	No of Shares Underlying Depository Receipts	Total No of Shares Held (IV+V+VI)	Shareholding as a % of total no of shares (calculated as per SCRR, 1957 (VIII) As a % of (A+B+C2)	Number of Voting Rights held in each class of securities			No of Shares Underlying Outstanding convertible securities (Including Warrants)	Shareholding as a % assuming full conversion of convertible Securities (as a percentage of diluted share capital) (VII)+(X) As a % of (A+B+C2)	Number of Locked in Shares		Number of Shares pledged or otherwise encumbered		Number of equity shares held in dematerialized form	
								No of Voting Rights					Total as a % of (A+B+C)	No.	As a % of total Shares held	No.		As a % of total Shares held
								Class X	Class Y	Total								
	(i)	(iii)	(iv)	(v)	(vi)	(vii)	(viii)	(ix)			(x)	(xi)	(xii)		(xiii)	(xiv)		
(1)	Indian																	
(a)	Individuals/Hindu undivided Family	6	70920494	0	0	70920494	46.75	70920494	0	70920494	46.75	0	46.75	0	0.00	0	0.00	70920494
	SALIL SINGHAL	1	20	0	0	20	0.00	20	0	20	0.00	0	0.00	0	0.00	0	0.00	20
	SHEFALI KHUSHALANI	1	111057	0	0	111057	0.07	111057	0	111057	0.07	0	0.07	0	0.00	0	0.00	111057
	MADHU SINGHAL	1	21560500	0	0	21560500	14.21	21560500	0	21560500	14.21	0	14.21	0	0.00	0	0.00	21560500
	MAYANK SINGHAL	1	32028510	0	0	32028510	21.11	32028510	0	32028510	21.11	0	21.11	0	0.00	0	0.00	32028510
	POOJA SINGHAL	1	8665550	0	0	8665550	5.71	8665550	0	8665550	5.71	0	5.71	0	0.00	0	0.00	8665550
	SALIL SINGHAL	1	8554857	0	0	8554857	5.64	8554857	0	8554857	5.64	0	5.64	0	0.00	0	0.00	8554857
(b)	Central Government/State Government(s)	0	0	0	0	0	0.00	0	0	0	0.00	0	0.00	0	0.00	0	0.00	0
(c)	Financial Institutions/Banks	0	0	0	0	0	0.00	0	0	0	0.00	0	0.00	0	0.00	0	0.00	0
(d)	Any Other	0	0	0	0	0	0.00	0	0	0	0.00	0	0.00	0	0.00	0	0.00	0
	<b>Sub-Total (A)(1)</b>	<b>6</b>	<b>70920494</b>	<b>0</b>	<b>0</b>	<b>70920494</b>	<b>46.75</b>	<b>70920494</b>	<b>0</b>	<b>70920494</b>	<b>46.75</b>	<b>0</b>	<b>46.75</b>	<b>0</b>	<b>0.00</b>	<b>0</b>	<b>0.00</b>	<b>70920494</b>
(2)	Foreign																	
(a)	Individuals (Non-Resident Individuals/Foreign)	0	0	0	0	0	0.00	0	0	0	0.00	0	0.00	0	0.00	0	0.00	0
(b)	Government	0	0	0	0	0	0.00	0	0	0	0.00	0	0.00	0	0.00	0	0.00	0
(c)	Institutions	0	0	0	0	0	0.00	0	0	0	0.00	0	0.00	0	0.00	0	0.00	0
(d)	Foreign Portfolio Investor	0	0	0	0	0	0.00	0	0	0	0.00	0	0.00	0	0.00	0	0.00	0
(e)	Any Other	0	0	0	0	0	0.00	0	0	0	0.00	0	0.00	0	0.00	0	0.00	0
	<b>Sub-Total (A)(2)</b>	<b>0</b>	<b>0</b>	<b>0</b>	<b>0</b>	<b>0</b>	<b>0.00</b>	<b>0</b>	<b>0</b>	<b>0</b>	<b>0.00</b>	<b>0</b>	<b>0.00</b>	<b>0</b>	<b>0.00</b>	<b>0</b>	<b>0.00</b>	<b>0</b>
	<b>Total Shareholding of Promoter and Promoter Group</b>	<b>6</b>	<b>70920494</b>	<b>0</b>	<b>0</b>	<b>70920494</b>	<b>46.75</b>	<b>70920494</b>	<b>0</b>	<b>70920494</b>	<b>46.75</b>	<b>0</b>	<b>46.75</b>	<b>0</b>	<b>0.00</b>	<b>0</b>	<b>0.00</b>	<b>70920494</b>

Navet




Table I - Summary Statement holding of specified securities

Category	Category of Shareholder	No of Shareholders	No of fully paid up equity shares held	No of Partly paid-up equity shares held	No of Shares Underlying Depository Receipts	Total No of Shares Held (VII) = (IV)+(V)+(VI)	Shareholding as a % of total no of shares (As a % of (A+B+C2))	Number of Voting Rights held in each class of securities			No of Shares Underlying Outstanding convertible securities (Including Warrants)	Shareholding as a % assuming full conversion of convertible Securities (as a percentage of diluted share capital)	Number of Locked In Shares		Number of Shares pledged or otherwise encumbered		Number of equity shares held in dematerialized form	
								No of Voting Rights		Total as a % of (A+B+C)			No.	As a % of total Shares held	No.	As a % of total Shares held		
								Class X	Class Y	Total								
(I)	(II)	(III)	(IV)	(V)	(VI)	(VII)	(VIII)	(IX)			(X)	(XI)	(XII)		(XIII)	(XIV)		
(A)	Promoter & Promoter Group	6	70920494	0	0	70920494	46.75	70920494	0	70920494	46.75	0	46.75	0	0.00	0	0.00	70920494
(B)	Public	68086	80650454	0	0	80650454	53.16	80650454	0	80650454	53.16	0	53.16	0	0.00	NA	NA	80526210
(C)	Non Promoter-Non Public																	
(C1)	Shares underlying DRs	0	0	0	0	0	NA	0	0	0	0.00	0	NA	0	0.00	NA	NA	0
(C2)	Shares held by Employees Trusts	1	142487	0	0	142487	0.09	142487	0	142487	0.09	0	0.09	0	0.00	NA	NA	142487
	<b>Total:</b>	<b>68093</b>	<b>151713435</b>	<b>0</b>	<b>0</b>	<b>151713435</b>	<b>100.00</b>	<b>151713435</b>	<b>0</b>	<b>151713435</b>	<b>100.00</b>	<b>0</b>	<b>100.00</b>	<b>0</b>	<b>0.00</b>	<b>0</b>	<b>0.00</b>	<b>151589191</b>

*Handwritten signature*

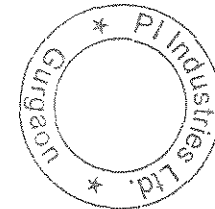


Table III - Statement showing shareholding pattern of the Public shareholder

Category	Category & Name of the Shareholder	No of Shareholders	No of fully paid up equity shares held	No of Partly paid-up equity shares held	No of Shares Underlying Depository Receipts	Total No of Shares Held (IV+V+VI)	Shareholding as a % of total no of shares (A+B+C2)	Number of Voting Rights held in each class of Securities			No of Shares Underlying convertible securities (Including Warrants)	Shareholding as a % assuming full conversion of convertible Securities (as a percentage of diluted share capital)	Number of Locked in Shares		Number of Shares pledged or otherwise encumbered		Number of equity shares held in dematerialized form	
								No of Voting Rights					Total as a % of	No.	As a % of total	No.		As a % of total Shares
								Class X	Class Y	Total								
(I)	(II)	(III)	(IV)	(V)	(VI)	(VII)	(VIII)	(IX)	(X)	(XI)	(XII)	(XIII)	(XIV)					
(1)	Institutions																	
(a)	Mutual Funds	31	32148051	0	0	32148051	21.19	32148051	0	32148051	21.19	0	21.19	0	0.00	NA	NA	32148051
	ICICI PRUDENTIAL LARGE & MID CAP FUND	1	7151805	0	0	7151805	4.71	7151805	0	7151805	4.71	0	4.71	0	0.00	NA	NA	7151805
	KOTAK EQUITY HYBRID	1	2363642	0	0	2363642	1.56	2363642	0	2363642	1.56	0	1.56	0	0.00	NA	NA	2363642
	TATA LARGE AND MID-CAP FUND	1	2008395	0	0	2008395	1.32	2008395	0	2008395	1.32	0	1.32	0	0.00	NA	NA	2008395
	UTI-UNIT LINKED INSURANCE PLAN	1	2791242	0	0	2791242	1.84	2791242	0	2791242	1.84	0	1.84	0	0.00	NA	NA	2791242
	SBI LARGE & MIDCAP FUND	1	5672444	0	0	5672444	3.74	5672444	0	5672444	3.74	0	3.74	0	0.00	NA	NA	5672444
	AXIS MUTUAL FUND TRUSTEE LIMITED A/C AXIS MUTUAL	1	2654295	0	0	2654295	1.75	2654295	0	2654295	1.75	0	1.75	0	0.00	NA	NA	2654295
(b)	Venture Capital Funds	0	0	0	0	0	0.00	0	0	0	0.00	0	0.00	0	0.00	NA	NA	0
(c)	Alternate Investment Funds	21	664208	0	0	664208	0.44	664208	0	664208	0.44	0	0.44	0	0.00	NA	NA	664208
(d)	Foreign Venture Capital Investors	0	0	0	0	0	0.00	0	0	0	0.00	0	0.00	0	0.00	NA	NA	0
(e)	Foreign Portfolio Investors	192	20964113	0	0	20964113	13.82	20964113	0	20964113	13.82	0	13.82	0	0.00	NA	NA	20964113
	SMALLCAP WORLD FUND, INC	1	2510208	0	0	2510208	1.65	2510208	0	2510208	1.65	0	1.65	0	0.00	NA	NA	2510208
(f)	Financial Institutions/Banks	2	242143	0	0	242143	0.16	242143	0	242143	0.16	0	0.16	0	0.00	NA	NA	242143
(g)	Insurance Companies	2	292518	0	0	292518	0.19	292518	0	292518	0.19	0	0.19	0	0.00	NA	NA	292518
(h)	Provident Funds/Pension Funds	0	0	0	0	0	0.00	0	0	0	0.00	0	0.00	0	0.00	NA	NA	0
(i)	Any Other																	
	Sub Total (B)(1)	248	54311033	0	0	54311033	35.80	54311033	0	54311033	35.80	0	35.80	0	0.00	NA	NA	54311033
(2)	Central Government/State Government(s)/President of I	0	0	0	0	0	0.00	0	0	0	0.00	0	0.00	0	0.00	NA	NA	0
	Sub Total (B)(2)	0	0	0	0	0	0.00	0	0	0	0.00	0	0.00	0	0.00	NA	NA	0
(3)	Non-Institutions																	
(a)	i. Individual shareholders holding nominal share capital u	62935	12284375	0	0	12284375	8.10	12284375	0	12284375	8.10	0	8.10	0	0.00	NA	NA	12160131
	ii. Individual shareholders holding nominal share capital li	2	783612	0	0	783612	0.52	783612	0	783612	0.52	0	0.52	0	0.00	NA	NA	783612
(b)	NBFCs Registered with RBI	1	420	0	0	420	0.00	420	0	420	0.00	0	0.00	0	0.00	NA	NA	420
(c)	Employee Trusts	0	0	0	0	0	0.00	0	0	0	0.00	0	0.00	0	0.00	NA	NA	0
(d)	Overseas Depositories (Holding DRs)(Balancing figure)	0	0	0	0	0	0.00	0	0	0	0.00	0	0.00	0	0.00	NA	NA	0
(e)	Any Other																	
	BENEFICIAL HOLDINGS UNDER MGT-4	1	3083	0	0	3083	0.00	3083	0	3083	0.00	0	0.00	0	0.00	NA	NA	3083
	TRUSTS	16	985199	0	0	985199	0.65	985199	0	985199	0.65	0	0.65	0	0.00	NA	NA	985199
	NON RESIDENT INDIANS	2386	634521	0	0	634521	0.42	634521	0	634521	0.42	0	0.42	0	0.00	NA	NA	634521
	CLEARING MEMBERS	233	190559	0	0	190559	0.13	190559	0	190559	0.13	0	0.13	0	0.00	NA	NA	190559
	DIRECTORS	2	609771	0	0	609771	0.40	609771	0	609771	0.40	0	0.40	0	0.00	NA	NA	609771
	Qualified Institutional Buyer	14	7555987	0	0	7555987	4.98	7555987	0	7555987	4.98	0	4.98	0	0.00	NA	NA	7555987
	HDFC LIFE INSURANCE COMPANY LIMITED	1	2368484	0	0	2368484	1.56	2368484	0	2368484	1.56	0	1.56	0	0.00	NA	NA	2368484
	ICICI PRUDENTIAL LIFE INSURANCE COMPANY LIMITED	1	1725600	0	0	1725600	1.14	1725600	0	1725600	1.14	0	1.14	0	0.00	NA	NA	1725600
	NON RESIDENT INDIAN NON REPATRIABLE	1116	627906	0	0	627906	0.41	627906	0	627906	0.41	0	0.41	0	0.00	NA	NA	627906
	BODIES CORPORATES	1129	2038725	0	0	2038725	1.34	2038725	0	2038725	1.34	0	1.34	0	0.00	NA	NA	2038725
	I E P F	1	234795	0	0	234795	0.15	234795	0	234795	0.15	0	0.15	0	0.00	NA	NA	234795
	FOREIGN CORPORATE BODIES	1	390426	0	0	390426	0.26	390426	0	390426	0.26	0	0.26	0	0.00	NA	NA	390426
	FOREIGN NATIONALS	1	42	0	0	42	0.00	42	0	42	0.00	0	0.00	0	0.00	NA	NA	42
	Sub Total (B)(3)	67838	26339421	0	0	26339421	17.36	26339421	0	26339421	17.36	0	17.36	0	0.00			26215177
	Total Public Shareholding (B) = (B)(1)+(B)(2)+(B)(3)	68086	80650454	0	0	80650454	53.16	80650454	0	80650454	53.16	0	53.16	0	0.00			80526210

Navab

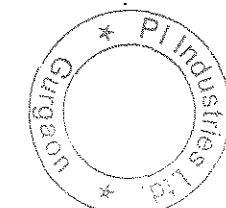
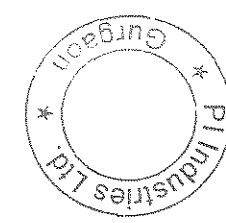


Table IV - Statement showing shareholding pattern of the Non Promoter - Non Public Shareholder


Category	Category & Name of the Shareholder	No of Shareholders	No of fully paid up equity shares held	No of Partly paid-up equity shares held	No of Shares Underlying Depository Receipts	Total No of Shares Held (IV+V+VI)	Shareholding as a % of total no of shares (A+B+C2)	Number of Voting Rights held in each class of securities			No of Shares Underlying Outstanding convertible securities (Including Warrants)	Shareholding as a % assuming full conversion of convertible Securities (as a percentage of diluted share capital)	Number of Locked in Shares		Number of Shares pledged or otherwise encumbered		Number of equity shares held in dematerialized form	
								No of Voting Rights		Total as a % of (A+B+C)			No.	As a % of total Shares held	No.	As a % of total		
								Class X	Class Y	Total (IX)				(XII)	(XIII)	(XIV)		
(I)	(II)	(III)	(IV)	(V)	(VI)	(VII)	(VIII)			(IX)	(X)	(XI)	(XII)	(XIII)	(XIV)			
(1)	Custodian/DR Holder	0	0	0	0	0	0.00	0	0	0	0.00	0	0.00	0	0.00	NA	NA	0
(2)	Employee Benefit Trust (under SEBI/Share based Employ	1	142487	0	0	142487	0.09	142487	0	142487	0.09	0	0.09	0	0.00	NA	NA	142487
	<b>Total Non-Promoter-Non Public Shareholding (C) = (C) [</b>	<b>1</b>	<b>142487</b>	<b>0</b>	<b>0</b>	<b>142487</b>	<b>0.09</b>	<b>142487</b>	<b>0</b>	<b>142487</b>	<b>0.09</b>	<b>0</b>	<b>0.09</b>	<b>0</b>	<b>0.00</b>			<b>142487</b>

*Handwritten signature*



Details of the shareholders acting as persons in Concert including their Shareholding:			
Name of Shareholder	Name of PAC	No of shares	Holding%
<b>Total:</b>		<b>0</b>	<b>0</b>

*Hand*



**Details of Shares which remain unclaimed may be given here along with details such as number of shareholders,**

No of Shareholders	No of shares
--------------------	--------------

*Handwritten signature*

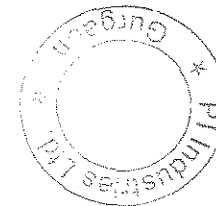


Table II - Statement showing shareholding pattern of the Promoter and Promoter Group

Category	Category & Name of the Shareholder	No of Shareholders	No of fully paid up equity shares held	No of Partly paid-up equity shares held	No of Shares Underlying Depository Receipts	Total No of Shares Held (IV+V+VI)	Shareholding as a % of total no of shares (calculated as per SCRR, 1957 (VIII) As a % of (A+B+C2)	Number of Voting Rights held in each class of securities			No of Shares Underlying Outstanding convertible securities (Including Warrants)	Shareholding as a % assuming full conversion of convertible Securities (as a percentage of diluted share capital) (VII)+(X) As a % of (A+B+C2)	Number of Locked in Shares		Number of Shares pledged or otherwise encumbered		Number of equity shares held in dematerialized form	
								No of Voting Rights		Total as a % of (A+B+C)			No.	As a % of total Shares held	No.	As a % of total Shares held		
								Class X	Class Y	Total			(X)	(XI)	(XII)	(XIII)		(XIV)
(I)	(III)	(IV)	(V)	(VI)	(VII)	(VIII)	(IX)	(X)	(XI)	(XII)	(XIII)	(XIV)						
(1)	Indian																	
(a)	Individuals/Hindu undivided Family	6	70920494	0	0	70920494	46.75	70920494	0	70920494	46.75	0	0.00	0	0.00	0	0.00	70920494
	SALIL SINGHAL	1	20	0	0	20	0.00	20	0	20	0.00	0	0.00	0	0.00	0	0.00	20
	SHEFALI KHUSHALANI	1	111057	0	0	111057	0.07	111057	0	111057	0.07	0	0.00	0	0.00	0	0.00	111057
	MADHU SINGHAL	1	21560500	0	0	21560500	14.21	21560500	0	21560500	14.21	0	0.00	0	0.00	0	0.00	21560500
	MAYANK SINGHAL	1	32028510	0	0	32028510	21.11	32028510	0	32028510	21.11	0	0.00	0	0.00	0	0.00	32028510
	POOJA SINGHAL	1	8665550	0	0	8665550	5.71	8665550	0	8665550	5.71	0	0.00	0	0.00	0	0.00	8665550
	SALIL SINGHAL	1	8554857	0	0	8554857	5.64	8554857	0	8554857	5.64	0	0.00	0	0.00	0	0.00	8554857
(b)	Central Government/State Government(s)	0	0	0	0	0	0.00	0	0	0	0.00	0	0.00	0	0.00	0	0.00	0
(c)	Financial Institutions/Banks	0	0	0	0	0	0.00	0	0	0	0.00	0	0.00	0	0.00	0	0.00	0
(d)	Any Other	0	0	0	0	0	0.00	0	0	0	0.00	0	0.00	0	0.00	0	0.00	0
	<b>Sub-Total (A)(1)</b>	<b>6</b>	<b>70920494</b>	<b>0</b>	<b>0</b>	<b>70920494</b>	<b>46.75</b>	<b>70920494</b>	<b>0</b>	<b>70920494</b>	<b>46.75</b>	<b>0</b>	<b>0.00</b>	<b>0</b>	<b>0.00</b>	<b>0</b>	<b>0.00</b>	<b>70920494</b>
(2)	Foreign																	
(a)	Individuals (Non-Resident Individuals/Foreign)	0	0	0	0	0	0.00	0	0	0	0.00	0	0.00	0	0.00	0	0.00	0
(b)	Government	0	0	0	0	0	0.00	0	0	0	0.00	0	0.00	0	0.00	0	0.00	0
(c)	Institutions	0	0	0	0	0	0.00	0	0	0	0.00	0	0.00	0	0.00	0	0.00	0
(d)	Foreign Portfolio Investor	0	0	0	0	0	0.00	0	0	0	0.00	0	0.00	0	0.00	0	0.00	0
(e)	Any Other	0	0	0	0	0	0.00	0	0	0	0.00	0	0.00	0	0.00	0	0.00	0
	<b>Sub-Total (A)(2)</b>	<b>0</b>	<b>0</b>	<b>0</b>	<b>0</b>	<b>0</b>	<b>0.00</b>	<b>0</b>	<b>0</b>	<b>0</b>	<b>0.00</b>	<b>0</b>	<b>0.00</b>	<b>0</b>	<b>0.00</b>	<b>0</b>	<b>0.00</b>	<b>0</b>
	<b>Total Shareholding of Promoter and Promoter Group</b>	<b>6</b>	<b>70920494</b>	<b>0</b>	<b>0</b>	<b>70920494</b>	<b>46.75</b>	<b>70920494</b>	<b>0</b>	<b>70920494</b>	<b>46.75</b>	<b>0</b>	<b>0.00</b>	<b>0</b>	<b>0.00</b>	<b>0</b>	<b>0.00</b>	<b>70920494</b>

Nauf