

Pre-Issue SHP

General information about company	
Scrip code	500116
NSE Symbol	IDBI
MSEI Symbol	NOTLISTED
ISIN	INE008A01015
Name of the company	IDBI Bank Ltd
Whether company is SME	No
Class of Security	Equity Shares
Type of report	Pre-listing
Quarter Ended / Half year ended/Date of Report (For Prelisting / Allotment)	16-12-2020
Date of allotment / extinguishment (in case Capital Restructuring selected) / Listing Date	19-12-2020
Shareholding pattern filed under	Regulation 31 (1) (a)
Whether the listed entity is Public Sector Undertaking (PSU)?	Yes

सत्यापित सत्य प्रतिलिपि  
CERTIFIED TRUE COPY

*Pawan Agrawal*  
(पवन अग्रवाल / Pawan Agrawal)  
कंपनी सचिव / Company Secretary  
आईडीबीआई बैंक लिमिटेड / IDBI Bank Limited  
मुंबई / Mumbai

19/12/2020


Sr. No.	Particular	Yes/No	Promoter and Promoter Group	Public shareholder	Non Promoter Non Public
1	Whether the Listed Entity has issued any partly paid up shares?	No	No	No	No
2	Whether the Listed Entity has issued any Convertible Securities ?	No	No	No	No
3	Whether the Listed Entity has issued any Warrants ?	No	No	No	No
4	Whether the Listed Entity has any shares against which depository receipts are issued?	No	No	No	No
5	Whether the Listed Entity has any shares in locked-in?	Yes	Yes	No	No
6	Whether any shares held by promoters are pledge or otherwise encumbered?	No	No		
7	Whether company has equity shares with differential voting rights?	No	No	No	No
8	Whether the listed entity has any significant beneficial owner?	No			



Table: Summary Statement holding of specified securities

Note: Data will be automatically populated from shareholding pattern sheet - Data Entry Restricted in this sheet

Category (I)	Category of shareholder (II)	Nos. Of shareholders (III)	No. of fully paid up equity shares held (IV)	No. Of Partly paid up equity shares held (V)	No. Of shares underlying Depository Receipts (VI)	Total nos. shares held (VII) = (IV)+(V)+ (VI)	Shareholding as a % of total no. of shares (calculated as per SCRR, 1957) (VIII) As a % of (A+B+C2)	Number of Voting Rights held in each class of securities (X)				No. Of Shares Underlying Outstanding convertible securities (X)	No. of Shares Underlying Outstanding Warrants (XI)	No. Of Shares Underlying Outstanding convertible securities and No. Of Warrants. (XI) (a)	Shareholding, as a % assuming full conversion of convertible securities (as a percentage of diluted share capital) (XI)+(X) As a % of (A+B+C2)	Number of Locked in shares (XII)		Number of Shares pledged or otherwise encumbered. (XIII)		Number of equity shares held in dematerialized form (XIV)
								No of Voting (XIV) Rights								No. (a)	As a % of total Shares held (b)	No. (a)	As a % of total Shares held (b)	
								Class eg: X	Class eg: Y	Total	Total as a % of (A+B+C)									
(A)	Promoter & Promoter Group		10183974842			10183974842	98.11	10,183,974,842.00		10183974842.00	98.11			98.11	4900987146	48.12			4900987146	
(B)	Public	399533	196619156			196619156	1.89	196619156.00			1.89			1.89					187139172	
(C)	Non Promoter- Non Public																			
(C1)	Shares underlying DRs																			
(C2)	Shares held by Employee Trusts																			
	<b>Total</b>	399533	10380593998			10380593998	100	10380593998.00		10380593998.00	100.00			100	4900987146	47.21			5088126318	



Sr.	Category & Name of the Shareholders (i)	Nos. Of shareholders (ii)	No. of fully paid up equity shares held (iv)	No. Of Partly paid-up equity shares held (v)	No. Of shares underlying Depository Receipts (vi)	Total nos. shares held (vii) = (iv)+(v)+(vi)	Shareholding as a % of total no. of shares (calculated as per SCRR, 1957) As a % of (A+B+C2) (viii)	Number of Voting Rights held in each class of securities (ix)				No. Of Shares Underlying Outstanding convertible securities (x)	No. of Shares Underlying Outstanding Warrants (xi)	No. Of Shares Underlying Outstanding convertible securities and No. Of Warrants (x) (a)	Shareholding, as a % assuming full conversion of convertible securities (as a percentage of diluted share capital) (X) = (vii)+(x) As a % of (A+B+C2)	Number of Locked In shares (xii)		Number of Shares pledged or otherwise encumbered (xiii)		Number of equity shares held in dematerialized form (xiv)
								No of Voting (XIV) Rights			Total as a % of Total Voting Rights					No. (a)	As a % of total Shares held (b)	No. (a)	As a % of total Shares held (b)	
								Class eg: X	Class eg: Y	Total										
<b>Table II - Statement showing shareholding pattern of the Promoter and Promoter Group</b>																				
(1)	Individuals/Individual Family																			
(a)	Central Government/ State Government(s)	1	4889871903			4889871903	47.11	4889871903.00		4889871903	47.11		47.11	2005135620	41.01				2005135620	
(c)	Financial Institutions/Banks	1	5294102939			5294102939	51.00	5294102939.00		5294102939	51.00		51.00	2895851526	54.70				2895851526	
(d)	Any Other (specify)																			
	Sub-Total (A)(1)	2	10183974842			10183974842	98.11	10183974842.00		10183974842	98.11		98.11	4900987146	48.12				4900987146	
(2)	Foreign																			
(a)	Individuals (Non-Resident Individuals/ Foreign Individuals)																			
(b)	Government																			
(c)	Institutions																			
(d)	Foreign Portfolio Investor																			
(e)	Any Other (specify)																			
	Sub-Total (A)(2)																			
	Total Shareholding of Promoter and Promoter Group (A)=(A)(1)+(A)(2)	2	10183974842			10183974842	98.11	10183974842.00		10183974842	98.11		98.11	4900987146	48.12				4900987146	

Details of Shares which remain unclaimed for Promoter & Promoter Group

<b>Table III - Statement showing shareholding pattern of the Public Shareholders</b>																			
Not a kindly show details of shareholders having more than one percentage of total no. of shares. Please refer software manual.																			
(1)	(2)	(3)	(4)	(5)	(6)	(7)	(8)	(9)	(10)	(11)	(12)	(13)	(14)	(15)	(16)	(17)	(18)	(19)	(20)
(1)	Institutions																		
(a)	Mutual Funds	4	62883			62883	0.00	62883		62883	0.00								62883
(b)	Venture Capital Funds																		
(c)	Alternate Investment Funds																		
(d)	Foreign Venture Capital Investors																		
(e)	Foreign Portfolio Investors	4	59919			59919	0.00	59919		59919	0.00								59919
(f)	Financial Institutions/Banks	25	1412395			1412395	0.01	1412395		1412395	0.01								1406215
(g)	Insurance Companies	4	1277869			1277869	0.12	1277869		1277869	0.12								1277869
(h)	Pooled Funds/ Pension Funds																		
(i)	Any Other (specify)																		
	Sub-Total (B)(1)	37	14314066			14314066	0.14	14314066.00		14314066	0.14								14307786
(2)	Central Government/ State Government(s)/ President of India																		
	Sub-Total (B)(2)																		
(3)	Non-Resident Indians																		
(a)(i)	Individuals - Individual shareholders holding nominal share capital up to Rs. 2 lakhs.	386709	125323050			125323050	1.21	125323050		125323050	1.21								11713943
(a)(ii)	Individual shareholders holding nominal share capital in excess of Rs. 2 lakhs.	398	22736755			22736755	0.22	22736755		22736755	0.22								22704275
(b)	NBFCs registered with RBI	2	5745			5745	0.00	5745		5745	0.00								5745
(c)	Employee Trusts																		
(d)	Overseas Depositories (holding DRs) (balancing figure)																		
(e)	Any Other (specify)	12387	34239540			34239540	0.33	34239540		34239540	0.33								33003423
	Sub-Total (B)(3)	399496	182305090			182305090	1.76	182305090.00		182305090	1.76								172831366
	Total Public Shareholding (B)=(B)(1)+(B)(2)+(B)(3)	399533	196619156			196619156	1.89	196619156.00		196619156	1.89								187139172

Details of the shareholders acting as persons in Concert for Public


Details of Shares which remain unclaimed for Public

<b>Table IV - Statement showing shareholding pattern of the Non Promoter, Non Public Shareholder</b>																			
(1)	(2)	(3)	(4)	(5)	(6)	(7)	(8)	(9)	(10)	(11)	(12)	(13)	(14)	(15)	(16)	(17)	(18)	(19)	(20)
(1)	Individuals																		
(2)	Financial Institutions/Banks																		
	Total Non Promoter- Non Public Shareholding (C)=(C)(1)+(C)(2)																		
	Total (A+B+C)	399535	1038059398			1038059398	100.00	1038059398.00		1038059398	100.00		100.00	4900987146	47.21				5088126318
	Total (A+B+C)	399535	1038059398			1038059398	100.00	1038059398.00		1038059398	100.00		100.00	4900987146	47.21				5088126318




**Details of the shareholders acting as persons in Concert for Public**

Serial No.	Name of Shareholder	Name of the PAC	Number of shares	Percentage of shareholding by PAC
<div style="display: flex; justify-content: space-between; align-items: center;"> <span><input type="button" value="Add"/></span> <span><input type="button" value="Delete"/></span> <span><a href="#">Click here to go back</a></span> </div>				
1	Life Insurance Corporation of India	LIC & Associates	5294102939	51.00




**Details of Shares which remain unclaimed for Public**

Serial No.	Number of shareholders	Outstanding shares held in demat or unclaimed suspense account	voting rights which are frozen	Disclosure of notes on shares which remain unclaimed for public
<input type="button" value="Add"/> <input type="button" value="Delete"/>		<a href="#">Click here to go back</a>		
1	19	3760		



Serial No.	Name of the Shareholders (I)	PAN (II)	No. of fully paid up equity shares held (IV)	Total nos. shares held (VII) = (IV)+(V)+(VI)	Shareholding as a % of total no. of shares (calculated as per SCRR, 1957) (VIII) As a % of (A+B+C2)	Number of Voting Rights held in each class of securities (IX)			Shareholding, as a % assuming full conversion of convertible securities (as a percentage of diluted share capital) (XI) = (VII)+(X) As a % of (A+B+C2)	Number of equity shares held in dematerialized form (XIV)	Reason for not providing PAN
						No. of Voting (XIV) Rights		Total as a % of Total Voting rights			
						Class eg: X	Total				
B1(b)	Venture Capital Funds										
<div style="display: flex; justify-content: space-between; align-items: center;"> <span>Add</span> <span>Delete</span> </div> <p style="text-align: center;">Disclosure of shareholder holding more than 1% of total number of shares</p>											
<a href="#">Click here to go back</a>			Total								



Post-Issue SHP


General information about company

Scrip code	500116
NSE Symbol	IDBI
MSEI Symbol	NOTLISTED
ISIN	INE008A01015
Name of the company	IDBI BANK LIMITED
Whether company is SME	No
Class of Security	Equity Shares
Type of report	Capital Restructuring
Quarter Ended / Half year ended/Date of Report (For Prelisting / Allotment)	19-12-2020
Date of allotment / extinguishment (in case Capital Restructuring selected) / Listing Date	19-12-2020
Shareholding pattern filed under	Regulation 31 (1) (c)
Whether the listed entity is Public Sector Undertaking (PSU)?	Yes

सत्यापित सत्य प्रतिलिपि  
CERTIFIED TRUE COPY  
*Pawan Agrawal* 19/12/2020  
(पवन अग्रवाल / Pawan Agrawal)  
कंपनी सचिव / Company Secretary  
आईडीबीआई बैंक लिमिटेड / IDBI Bank Limited  
मुंबई / Mumbai




Sr. No.	Particular	Yes/No	Promoter and Promoter Group	Public shareholder	Non Promoter- Non Public
1	Whether the Listed Entity has issued any partly paid up shares?	No	No	No	No
2	Whether the Listed Entity has issued any Convertible Securities ?	No	No	No	No
3	Whether the Listed Entity has issued any Warrants ?	No	No	No	No
4	Whether the Listed Entity has any shares against which depository receipts are issued?	No	No	No	No
5	Whether the Listed Entity has any shares in locked-in?	Yes	Yes	No	No
6	Whether any shares held by promoters are pledge or otherwise encumbered?	No	No		
7	Whether company has equity shares with differential voting rights?	No	No	No	No
8	Whether the listed entity has any significant beneficial owner?	No			



Data will be automatically populated from shareholding pattern sheet - Data Entry Restricted in this sheet

Category of shareholder (I)	Nos. Of shareholders (III)	No. of fully paid up equity shares held (IV)	No. Of Partly paid-up equity shares held (V)	No. Of shares underlying Depository Receipts (VI)	Total nos. shares held (VII) = (IV)+(V)+(VI)	Shareholding as a % of total no. of shares (calculated as per SCRR, 1957) (VIII) As a % of (A+B+C2)	Number of Voting Rights held in each class of securities (X)				No. Of Shares Underlying Outstanding convertible securities (XI)	No. of Shares Underlying Outstanding Warrants (XII)	No. Of Shares Underlying Outstanding convertible securities and No. Of Warrants (XIII) (a)	Shareholding, as a % assuming full conversion of convertible securities (as a percentage of diluted share capital) (XIV) = (VII)+(X) As a % of (A+B+C2)	Number of Locked In shares (XV)		Number of Shares pledged or otherwise encumbered (XVI)		Number of equity shares held in dematerialized form (XVII)	
							No of Voting (XIV) Rights								Total as a % of (A+B+C)	No. (b)	As a % of total Shares held (b)	No. (c)		As a % of total Shares held (c)
							Class eg: X	Class eg: y	Total	Total										
a) Promoter & Promoter Group	2	10183974842			10183974842	94.71	10183974842.00		10183974842.00	94.71			94.71	4900987146	48.12			10183974842		
b) Public	399556	568427333			568427333	5.29	568427333.00			5.29								568427333		
c) Non Promoter- Non Public																				
1) Shares underlying DRs																				
2) Shares held by Employee Trusts																				
<b>Total</b>	<b>399558</b>	<b>10752402175</b>			<b>10752402175</b>	<b>100</b>	<b>10752402175.00</b>		<b>10752402175.00</b>	<b>100.00</b>			<b>100</b>	<b>4900987146</b>	<b>45.58</b>			<b>10742922191</b>		




Sr.	Category & Name of the Shareholders (i)	Nos. Of shareholders (ii)	No. of fully paid up equity shares held (iv)	No. Of Partly paid-up equity shares held (v)	No. Of shares Depository Receipts (vi)	Total nos. shares held (vii) = (iv)+(v)+(vi)	Shareholding as a % of total no. of shares (calculated as per SCRR, 1957) (viii) As a % of (A+B+C2)	Number of Voting Rights held in each class of securities (ix)			No. Of Shares Underlying convertible securities (x)	No. Of Shares Underlying Outstanding Warrants (xi)	No. Of Shares Underlying convertible securities and No. Of Warrants (xii) (a)	Shareholding, as a % assuming full conversion of convertible securities (as a percentage of diluted share capital) (xiii) (vii)+(x)+(xi)+(xii) As a % of (A+B+C2)	Number of Locked in shares (xiv)		Number of Shares pledged or otherwise encumbered (xv)		Number of equity shares held in dematerialized form (xvi)	
								No of Voting (XIV) Rights							Total as a % of Total Voting rights	No. (a)	As a % of Total Shares held (b)	No. (a)		As a % of Total Shares held (b)
								Class eg: X	Class eg: Y	Total										
<b>Table II - Statement showing shareholding pattern of the Promoter and Promoter Group</b>																				
(1)	Indian																			
(a)	Individuals/ Hindu undivided Family																			
(b)	Central Government/ State Government(s)	1	4889871903			4889871903	45.48	4889871903.00				45.48	2005135620	41.01				4889871903		
(c)	Financial Institutions/ Banks	1	5294102939			5294102939	49.24	5294102939.00				49.24	2895851526	54.70				5294102939		
(d)	Any Other (specify)																			
	Sub-Total (A)(1)	2	10183974842			10183974842	94.71	10183974842.00				94.71	4900987146	48.17				10183974842		
(2)	Foreign																			
(a)	Individuals (Non Resident Individuals/ Foreign Individuals)																			
(b)	Government																			
(c)	Institutions																			
(d)	Foreign Portfolio Investor																			
(e)	Any Other (specify)																			
	Sub-Total (A)(2)																			
	Total Shareholding of Promoter and Promoter Group (A)=(A)(1)+(A)(2)	2	10183974842			10183974842	94.71	10183974842.00				94.71	4900987146	48.17				10183974842		

Details of Shares which remain unclaimed for Promoter & Promoter Group																		
<b>Table III - Statement showing shareholding pattern of the Public Shareholders</b>																		
(1)	Institutions																	
(a)	Mutual Funds	6	10166509			10166509	0.09	10166509.00				0.09						10166509
(b)	Venture Capital Funds	4	71240930			71240930	0.66	71240930.00				0.66						71240930
(c)	Alternate Investment Funds																	
(d)	Foreign Venture Capital Investors																	
(e)	Foreign Portfolio Investors	12	62544274			62544274	0.58	62544274.00				0.58						62544274
(f)	Financial Institutions/ Banks	31	206075601			206075601	1.92	206075601.00				1.92						206075601
(g)	Insurance Companies	7	36094929			36094929	0.34	36094929.00				0.34						36094929
(h)	Provident Funds/ Pension Funds																	
(i)	Any Other (specify)																	
	Sub-Total (B)(1)	60	386122243			386122243	3.59	386122243.00				3.59						386122243
(2)	Central Government/ State Government(s)/ President of India																	
	Sub-Total (B)(2)																	
(3)	Non-Institutions																	
(a)(i)	Individuals - Individual shareholders holding nominal share capital up to Rs. 2 lakhs.	386709	125323050			125323050	1.17	125323050.00				1.17						11713843
(a)(ii)	Individuals - Individual shareholders holding nominal share capital in excess of Rs. 2 lakhs.	398	22736755			22736755	0.21	22736755.00				0.21						22708275
(b)	NBFCs registered with RBI	2	5745			5745	0.00	5745.00				0.00						5745
(c)	Employee Trusts																	
(d)	Overseas Depositories (holding DRs) (balancing future)																	
(e)	Any Other (specify)	12387	34239540			34239540	0.32	34239540.00				0.32						33003423
	Sub-Total (B)(3)	399496	182305090			182305090	1.70	182305090.00				1.70						172831386
	Total Public Shareholding (B)=(B)(1)+(B)(2)+(B)(3)	399496	568427333			568427333	5.29	568427333.00				5.29						558947349

Details of the shareholders acting as persons in Concert for Public


Details of Shares which remain unclaimed for Public

<b>Table IV - Statement showing shareholding pattern of the Non Promoter/ Non Public shareholder</b>																		
(1)	Individuals																	
(2)	Non-Promoter/ Non Public Shareholding (C)=(C)(1)+(C)(2)																	
	Total (A+B+C)	399558	10752402175			10752402175	100.00	10752402175.00				100.00	4900987146	45.58				10742922191
	Total (A+B+C)	399558	10752402175			10752402175	100.00	10752402175.00				100.00	4900987146	45.58				10742922191



Details of the shareholders acting as persons in Concert for Public

Serial No.	Name of Shareholder	Name of the PAC	Number of shares	Percentage of shareholding by PAC
<input type="button" value="Add"/> <input type="button" value="Delete"/>		<a href="#">Click here to go back</a>		
1	Life Insurance Corporation of India	LIC & Associates	5294102939	49.24



Details of Shares which remain unclaimed for Public				
Serial No.	Number of shareholders	Outstanding shares held in demat or unclaimed suspense account	voting rights which are frozen	Disclosure of notes on shares which remain unclaimed for public
<input type="button" value="Add"/> <input type="button" value="Delete"/> <a href="#">Click here to go back</a>				
1	19	3760		

