



(Please scan the above QR code to view the Draft Prospectus)



ICL FINCORP LIMITED

ICL Fincorp Limited (“our Company” or “the Company” or “the Issuer”) was originally incorporated as ‘Jawahar Finance Limited’ at Chennai, a public limited company under the provisions of the Companies Act, 1956, pursuant to a certificate of incorporation dated December 9, 1991, issued by RoC. The name of our Company was changed to ‘Irinjalakuda Credits & Leasing Company Limited’ pursuant to a fresh certificate of incorporation dated April 26, 2004 issued by the RoC. Later, the name of our Company was changed to ‘ICL Fincorp Limited’ pursuant to a fresh certificate of incorporation dated May 8, 2016 issued by the RoC. Our Company holds a certificate of registration dated June 09, 2016 bearing registration number B-07.00437 issued by the Reserve Bank of India (“RBI”) to carry on the activities of a non-banking financial company without accepting public deposits under Section 45 IA of the Reserve Bank of India Act, 1934. For further details about our Company, see “History and Certain Other Corporate Matters” on page 91.

Registered Office: No.61/1, VGP Complex, First Avenue, Ashok Nagar, Chennai– 600 083, Tamil Nadu, India.

Corporate Office: ICL Fincorp Limited, Main Road, Irinjalakuda, Thrissur – 680121, Kerala, India.

Corporate Identification Number: U65191TN1991PLC021815; **PAN:** AAACJ1806C; **E-mail:** info@iclfincorp.com; **Website:** www.iclfincorp.com; **Telephone:** +91 480 2670400, 2828071, 2831305

Company Secretary and Compliance Officer: Visakh T.V.; **Email:** cs@iclfincorp.com; **Telephone:** +91 480 2670400, 2828071, 2831305;

Chief Financial Officer: Madhavankutty Thekkedath; **Email:** cfo@iclfincorp.com; **Telephone:** +91 480-2670400, 2828071, 2831305;

PUBLIC ISSUE BY OUR COMPANY OF 7,50,000 SECURED, REDEEMABLE, NON-CONVERTIBLE DEBENTURES OF FACE VALUE OF ₹1,000 EACH, (“NCDs”) AT PAR, FOR AN AMOUNT AGGREGATING UP TO ₹7,50,000 THOUSAND, HEREINAFTER REFERRED TO AS THE “ISSUE SIZE”. THE ISSUE IS BEING MADE PURSUANT TO THE PROVISIONS OF SECURITIES AND EXCHANGE BOARD OF INDIA (ISSUE AND LISTING OF NON-CONVERTIBLE SECURITIES) REGULATIONS, 2021, AS AMENDED, THE COMPANIES ACT, 2013 AND RULES MADE THEREUNDER TO THE EXTENT NOTIFIED AND THE SEBI MASTER CIRCULAR AS AMENDED FROM TIME TO TIME. THE ISSUE IS NOT PROPOSED TO BE UNDERWRITTEN.

OUR PROMOTERS

(i) Kuzhupilly Govinda Menon Anilkumar; **Email:** anil@iclfincorp.com; **Telephone:** + 91 8589020137; and (ii) Umadevi Anilkumar; **Email:** uma@iclfincorp.com; **Telephone:** +91 8589020186. For further details see, “Our Promoter” on page 108.

GENERAL RISKS

Investment in non-convertible securities is risky, and investors should not invest any funds in such securities unless they can afford to take the risk attached to such investments. Investors are advised to take an informed decision and to read the risk factors carefully before investing in this offering. For taking an investment decision, the Investors must rely on their own examination of the Issuer and the Issue, including the risks involved. Specific attention of the Investors is invited to the chapter titled “Risk Factors” on page 16 and “Material Developments” on page 113, before making an investment in this Issue. This Draft Prospectus has not been and will not be approved by any regulatory authority in India, including the Securities and Exchange Board of India (“SEBI”), the Reserve Bank of India (“RBI”), any registrar of companies or any stock exchange in India nor do they guarantee the accuracy or adequacy of this document.

CREDIT RATING

Our Company has received rating of “ACUITE BBB-” with stable outlook for an amount of ₹5,00,000 thousand by Acuite vide rating letter dated February 29, 2024. Further, Acuite provided the rating of “ACUITE BBB-” with a stable outlook vide rating letter dated October 17, 2023 for an amount of ₹15,00,000 thousand which was reaffirmed by Acuite vide rating letter dated February 29, 2024 for the NCDs proposed to be issued pursuant to this Issue. The rating given by Acuite Ratings and Research Limited is valid as on the date of this Draft Prospectus and shall remain valid on the date of the issue and allotment of NCDs and the listing of the NCDs on BSE. The ratings provided by Acuite Ratings and Research Limited may be suspended, withdrawn or revised at any time by the assigning rating agency and should be evaluated independently of any other rating. These ratings are not a recommendation to buy, sell or hold securities and Investors should take their own decisions. Please refer to *Annexure I* on page 366 for the rating rationale and press release.

COUPON RATE, COUPON PAYMENT FREQUENCY, REDEMPTION RATE, REDEMPTION AMOUNT & ELIGIBLE INVESTORS

For details relating to Coupon Rate, Coupon Payment Frequency, Redemption Date, Redemption Amount and eligible Investors of the NCDs, please see “Issue Structure” on page 297.

LISTING

The NCDs offered through this Draft Prospectus are proposed to be listed on BSE Limited (“BSE”) and BSE shall be the Designated Stock Exchange. Our Company has received an ‘in-principle’ approval from BSE vide their letter no. [•] dated [•].

PUBLIC COMMENTS

This Draft Prospectus dated March 15, 2024 will be filed with the BSE, pursuant to the provisions of the SEBI NCS Regulations and will be kept open for public comments for a period of 7 (seven) Working Days from the date of filing of this Draft Prospectus with the Stock Exchange. All the comments on this Draft Prospectus are to be forwarded to the attention of the Compliance Officer of our Company. Comments may be sent through post or e-mail.

LEAD MANAGER TO THE ISSUE



SAFFRON CAPITAL ADVISORS PRIVATE LIMITED

605, Center Point, 6th floor,
Andheri Kurla Road, J. B. Nagar,
Andheri (East), Mumbai – 400 059,
Maharashtra, India
Tel: +91 22 49730394

Email: ipos@saffronadvisor.com

Website: www.saffronadvisor.com

Contact Person: Gaurav Khandelwal / Vipin Gupta

DEBENTURE TRUSTEE*



MITCON CREDENTIA TRUSTEESHIP SERVICES LIMITED

(formerly known as MITCON Trusteeship Services Limited)
1402/1403, B wing, Dalamal Tower, 14th Floor,
Free Press Journal Marg, 211 Nariman Point,
Mumbai 400 021, Maharashtra, India
Tel: +91 22 22828200

Email: contact@mitconcredentia.in

Website: www.mitconcredentia.com

Contact Person: Vaishali Urkude

REGISTRAR TO THE ISSUE



CAMEO CORPORATE SERVICES LIMITED

Subramanian Building, No.1 Club House Road,
Chennai – 600002, Tamil Nadu, India

Tel: +91 44 40020700

Fax: +91 44 28460129

Email: ipo@cameoindia.com

Website: www.cameoindia.com

Contact Person: Sreepriya K

CREDIT RATING



ACUITE RATINGS & RESEARCH LIMITED

708, Lodha Supremus,
Lodha iThink Campus,
Kanjurmarg (East), Mumbai – 400 042

Tel: +91 99698 98000

Email: chitra.mohan@acuite.in

Website: www.acuite.in

Contact Person: Chitra Mohan

STATUTORY AUDITOR

MANIKANDAN & ASSOCIATES, CHARTERED ACCOUNTANTS

Krishna Arcade, Near Marathompilly Krishna Temple
KSRTC Road, Chalakudy
Thrissur, Kerala – 680307

Tel: +91 9447100504, 8606836564

Email: ckmauditors@gmail.com

Website: manikandanca.com

Contact Person: C.K. Manikandan

ISSUE PROGRAMME

Issue Opening Date: As provided in the Prospectus

Issue Closing Date: As provided in the Prospectus **

*MITCON Credentia Trusteeship Services Limited (formerly known as MITCON Trusteeship Services Limited), by its letter dated March 4, 2024 has given its consent for its appointment as Debenture Trustee to the Issue and for its name to be included in this Draft Prospectus and in all the subsequent periodical communications sent to the holders of the Debenture issued pursuant to this Issue. For further details, please refer to “General Information – Debenture Trustee” on page 36.

**The Issue shall remain open for subscription on Working Days from 10:00 a.m. to 5:00 p.m. (Indian Standard Time), during the period indicated above, except that the Issue may close on such earlier date or extended date as may be decided by the Board of Directors of our Company or the Debenture Issue Committee, subject to relevant approvals (subject to a minimum period of three working days and a maximum period of 10 working days from the date of opening of this Issue). In the event of an early closure or extension of the Issue, our Company shall ensure that notice of such early closure or extension is given to the prospective investors through an advertisement in a national daily newspaper and a regional daily newspaper in Tamil Nadu where the registered office is located, with wide circulation on or before such earlier date or extended date of closure. Application Forms for the Issue will be accepted only from 10:00 a.m. to 5:00 p.m. (Indian Standard Time) or such extended time as may be permitted by the Stock Exchange, on Working Days during the Issue Period. On the Issue Closing Date, Application Forms will be accepted only between 10:00 a.m. to 3:00 p.m. and uploaded until 5:00 p.m. (Indian Standard Time) or such extended time as may be permitted by the Stock Exchange.

A copy of the Prospectus and written consents of our Directors, our Company Secretary and Compliance Officer, our Chief Financial Officer, our Auditor, the Lead Manager, the Registrar to the Issue, Public Issue Account Bank, Refund Bank, Sponsor Bank, Credit Rating Agency, the legal advisor, the Debenture Trustee, lenders to our Company and the Syndicate Member to act in their respective capacities shall be filed with the RoC, in terms of Section 26 of the Companies Act, 2013 along with the requisite endorsed/ certified copies of all requisite documents. For further details, please see “Material Contracts and Documents for Inspection” beginning on page 363.

TABLE OF CONTENTS

CONTENTS

SECTION I – GENERAL	2
DEFINITIONS AND ABBREVIATIONS	2
PRESENTATION OF FINANCIAL, INDUSTRY AND OTHER INFORMATION	12
FORWARD LOOKING STATEMENTS	14
SECTION – II - RISK FACTORS	16
SECTION III – INTRODUCTION	35
GENERAL INFORMATION	35
CAPITAL STRUCTURE	42
OBJECTS OF THE ISSUE	47
STATEMENT OF POSSIBLE TAX BENEFITS	50
SECTION IV – ABOUT OUR COMPANY	58
INDUSTRY OVERVIEW	58
OUR BUSINESS	73
HISTORY AND CERTAIN OTHER CORPORATE MATTERS	91
OUR MANAGEMENT	94
OUR PROMOTER	108
RELATED PARTY TRANSACTIONS	110
SECTION V – FINANCIAL INFORMATION	112
FINANCIAL STATEMENTS	112
MATERIAL DEVELOPMENTS	113
FINANCIAL INDEBTEDNESS	114
SECTION –VI - LEGAL AND OTHER INFORMATION	257
OUTSTANDING LITIGATIONS	257
KEY REGULATIONS AND POLICIES	267
OTHER REGULATORY AND STATUTORY DISCLOSURES	285
SECTION VII – ISSUE RELATED INFORMATION	297
ISSUE STRUCTURE	297
TERMS OF THE ISSUE	302
ISSUE PROCEDURE	316
SECTION VIII - SUMMARY OF MAIN PROVISIONS OF THE ARTICLES OF ASSOCIATION	340
SECTION IX - OTHER INFORMATION	363
MATERIAL CONTRACTS AND DOCUMENTS FOR INSPECTION	363
DECLARATION	365
ANNEXURE I - CREDIT RATING LETTER, RATIONALE AND PRESS RELEASE	366
ANNEXURE II – CONSENT OF THE DEBENTURE TRUSTEE	367
ANNEXURE III – FINANCIAL STATEMENTS	368

SECTION I – GENERAL

DEFINITIONS AND ABBREVIATIONS

Unless the context otherwise indicates, all references in this Draft Prospectus to “Issuer”, “our Company”, “the Company” or “ICL Fincorp” are to ICL Fincorp Limited, a company incorporated under the Companies Act, 1956, registered as non-deposit taking non-banking financial company with the Reserve Bank of India under Section 45-IA of the Reserve Bank of India Act, 1934. The Registered Office is situated at No.61/1, VGP Complex, First Avenue, Ashok Nagar, Chennai – 600 083, Tamil Nadu, India.

Unless specified elsewhere or the context otherwise indicates, all references in this Draft Prospectus to “we” or “us” or “our” or “Issuer” are to our Company.

Unless the context otherwise indicates or implies, the following terms have the following meanings in this Draft Prospectus, and references to any legislation, act, regulation, rules, guidelines or policies shall be to such legislation, act, regulation, rules, guidelines or policies as amended from time to time.

Company Related Terms

Term	Description
AoA/ Articles/ Articles of Association	Articles of Association of our Company, as amended from time to time.
Audited Consolidated Financial Statements	The audited consolidated statement of assets and liabilities as at the financial years ended March 31, 2023, March 31, 2022 and March 31, 2021 and the schedules forming part thereof; audited consolidated statement of profits and losses for the financial years ended March 31, 2023, March 31, 2022 and March 31, 2021 and the schedules forming part thereof, the audited consolidated statement of cash flows for the financial years ended March 31, 2023, March 31, 2022 and March 31, 2021 and the audited consolidated statement of changes in equity for the financial years ended March 31, 2023, March 31, 2022 and March 31, 2021, the statement of significant accounting policies, and other explanatory statements prepared in accordance with Ind AS.
Audited Standalone Financial Statements	The audited standalone statement of assets and liabilities as at the financial years ended March 31, 2023, March 31, 2022 and March 31, 2021 and the schedules forming part thereof; audited standalone statement of profits and losses for the financial years ended March 31, 2023, March 31, 2022 and March 31, 2021 and the schedules forming part thereof, the audited standalone statement of cash flows for the financial years ended March 31, 2023, March 31, 2022 and March 31, 2021 and the audited standalone statement of changes in equity for the financial years ended March 31, 2023, March 31, 2022 and March 31, 2021 the statement of significant accounting policies, and other explanatory statements prepared in accordance with Ind AS.
Audited Financial Statements	Audited Consolidated Financial Statements and Audited Standalone Financial Statements.
Auditor/ Statutory Auditor	Manikandan & Associates, Chartered Accountants
Assets Under Management/ AUM	For the nine-month period ended December 31, 2023, for the quarter ended June 30, 2023, the financial years ended March 31, 2023, March 31, 2022 and March 31, 2021, AUM represents gross loans excluding interest receivables after considering the impact of impairment loss allowance and without impact of effective interest rate in accordance with Ind AS on standalone and consolidated basis, respectively.
Board/Board of Directors	Board of directors of our Company or any duly constituted committee thereof.
Company Secretary	The company secretary of our Company, i.e., Visakh T.V.
Compliance Officer	The compliance officer of our Company appointed in relation to this Issue, i.e., Visakh T.V.
Corporate Office	ICL Fincorp Limited, Main Road, Irinjalakuda, Thrissur – 680121, Kerala, India
Equity Shares	Equity shares of face value of ₹10 each of our Company.
Group Companies	The group companies of our Company as identified under Regulation 2(r) of the SEBI NCS Regulations: ICL Tours and Travels Private Limited, ICL Chits Limited and Caits Info Solutions Private Limited;.
Ind AS	Indian Accounting Standard

Term	Description
KMP/Key Managerial Personnel	Key managerial personnel of our Company as disclosed in this Draft Prospectus and appointed in accordance with Key Managerial Personnel, as defined under Section 2(51) of the Companies Act, 2013. For details, see “ <i>Our Management</i> ” on page 94.
Loan Assets	Assets under financing activities.
Memorandum/ MoA/ Memorandum of Association	Memorandum of association of our Company, as amended from time to time.
Debt Issue Committee / DI Committee / DIC	The committee of the Board of Directors of the Company constituted for the purposes of, <i>inter alia</i> , issuance of debentures of the Company (formerly known as Debt and Bond Committee).
Previous Auditor / Previous statutory Auditor	Mohandas & Associates, Chartered Accountants
Promoters	Kuzhupilly Govinda Menon Anilkumar and Umadevi Anilkumar
Promoter Group	As defined under SEBI NCS Regulations.
Registered Office	The registered office of our Company is situated at No.61/1, VGP Complex, First Avenue, Ashok Nagar, Chennai– 600 083, Tamil Nadu, India.
Risk Management Committee	The committee of the Board of Directors of the Company constituted for the purposes of <i>inter alia</i> , to assist the Board in the execution of its risk management accountabilities. For further details, see “ <i>Our Management</i> ” on page 94.
RoC	Registrar of Companies, Tamil Nadu at Chennai.
Senior Managerial Personnel / SMP	Senior Management Personnel of our Company in accordance with definition of Senior Management in Regulation 2 (iia) of the SEBI NCS Regulations
Shareholders	The shareholders of our Company.

Issue Related Terms

Term	Description
Abridged Prospectus	A memorandum containing the salient features of the Prospectus
Acknowledgement Slip	The slip or document issued by the Designated Intermediary to an Applicant as proof of registration of the Application Form
Allotment Advice	The communication sent to the Allottees conveying the details of NCDs allotted to the Allottees in accordance with the Basis of Allotment.
Allot/ Allotment/ Allotted	The issue and allotment of the NCDs to successful Applicants pursuant to the Issue.
Allottee(s)	The successful Applicant to whom the NCDs are being/have been Allotted pursuant to the Issue.
Applicant/Investor	Any person who applies for issuance and Allotment of NCDs through ASBA process or through UPI Mechanism pursuant to the terms of this Draft Prospectus, the Prospectus, the Abridged Prospectus and the Application Form.
Application Supported by Blocked Amount/ Application/ ASBA Application	An application (whether physical or electronic) to subscribe to the NCDs offered pursuant to the Issue by submission of a valid Application Form and authorising the relevant SCSB to block the Application Amount in the relevant ASBA Account and will include application made by UPI Investors using UPI where the Application amount will be blocked upon acceptance of UPI Mandate Request by UPI Investors, which will be considered as the application for Allotment in terms of this Draft Prospectus.
Application Amount	The aggregate value of NCDs applied for, as indicated in the Application Form for the Issue.
Application Form/ ASBA Form	Form in terms of which an Applicant shall make an offer to subscribe to NCDs through the ASBA process and which will be considered as the Application for Allotment of NCDs and in terms of this Draft Prospectus.
Application Supported by Blocked Amount/ASBA	The Application (whether physical or electronic) used by an ASBA Applicant to make an Application by authorising the SCSB to block the Application Amount in the specified bank account maintained with such SCSB
ASBA Account	A bank account maintained with an SCSB by an Applicant, as specified in the Application Form submitted by the Applicant for blocking the Application Amount mentioned in the relevant ASBA Form and includes a bank account maintained by a UPI Investor linked to a UPI ID, which is blocked upon acceptance of a UPI Mandate Request made by the UPI Investor using the UPI Mechanism.
Basis of Allotment	The basis on which NCDs will be allotted to successful applicants under the Issue and which is described in “ <i>Issue Procedure – Basis of Allotment</i> ” on page 336

Term	Description
Bidding Centres	Centres at which the Designated Intermediaries shall accept the Application Forms, i.e., Designated Branches of SCSB, Specified Locations for Members of the Consortium, Broker Centres for Registered Brokers, Designated RTA Locations for RTAs and Designated CDP Locations for CDPs.
Broker Centres	Broker centres notified by the Stock Exchange, where Applicants can submit the Application Forms (including ASBA Forms under UPI in case of UPI Investors) to a Trading Member. The details of such broker centres, along with the names and contact details of the Trading Members are available on the website of the Stock Exchange and updated from time to time.
Business Days	All days excluding Saturdays, Sundays or a public holiday in India or at any other payment centre notified in terms of the Negotiable Instruments Act, 1881.
Client ID	Client identification number maintained with one of the Depositories in relation to the demat account.
Collection Centres	Centres at which the Designated Intermediaries shall accept the Application Forms, being the Designated Branch for SCSBs, Specified Locations for the Syndicate, Broker Centres for registered brokers, Designated RTA Locations for CRTAs and Designated CDP Locations for CDPs.
Collecting Depository Participants/CDPs	A depository participant, as defined under the Depositories Act, 1996 and registered under the SEBI Act and who is eligible to procure Applications at the Designated CDP Locations in terms of the SEBI Master Circular.
Collecting Registrar and Share Transfer Agents/ CRTAs	Registrar and share transfer agents registered with SEBI and eligible to procure Applications at the Designated RTA Locations in terms of the SEBI Master Circular.
Credit Rating Agency	For the present Issue, the credit rating agency being, Acuité Ratings & Research Limited
Coupon Rate / Interest Rate	As specified in the Prospectus.
Debenture Trust Deed	The trust deed to be executed by our Company and the Debenture Trustee for creating the security over the NCDs issued under the Issue.
Debenture Trustee Agreement	Debenture Trustee Agreement dated February 28, 2024 entered into between our Company and the Debenture Trustee.
Debentures/ NCDs	Secured, redeemable, non-convertible debentures issued pursuant to this Draft Prospectus.
Deemed Date of Allotment	The date on which the Board or a duly authorised committee approves the Allotment of NCDs. All benefits relating to the NCDs including interest on the NCDs shall be available to the investors from the Deemed Date of Allotment. The actual Allotment of NCDs may take place on a date other than the Deemed Date of Allotment.
Demographic Details	The demographic details of an Applicant such as his address, bank account details, category, PAN, UPI ID, etc. for printing on refund/interest orders or used for refunding through electronic mode as applicable.
Depositories Act	The Depositories Act, 1996.
Depository(ies)	National Securities Depository Limited (NSDL) and/or Central Depository Services (India) Limited (CDSL).
Designated Branches	Such branches of the SCSBs which shall collect the Application Forms used by the ASBA Applicants and a list of which is available at www.sebi.gov.in or at such other web-link as may be prescribed by SEBI from time to time.
Designated CDP Locations	Such centres of the Collecting Depository Participants where Applicants can submit the Application Forms. The details of such Designated CDP Locations, along with the names and contact details of the CDPs are available on the website of the Stock Exchange and updated from time to time.
Designated Date	The date on which the Registrar to the Issue issues instruction to SCSBs for unblocking of funds from the ASBA Accounts to the Public Issue Account in terms of this Draft Prospectus, the Public Issue Account and Sponsor Bank Agreement and following which the Board, shall Allot the NCDs to the successful Applicants.
Designated Intermediaries	The Members of the Syndicate, SCSBs, Registered Stock Brokers, Trading Members, RTAs and CDPs who are authorized to collect Application Forms from the Applicants, in relation to the Issue.
Designated Stock Exchange/ DSE	BSE Limited.

Term	Description
Designated RTA Locations	Such centres of the RTAs where Applicants can submit the Application Forms (including Application Forms by UPI Investors under the UPI Mechanism). The details of such Designated RTA Locations, along with the names and contact details of the RTAs are available on the website of the Stock Exchange and updated from time to time.
Depository Participant / DP	A depository participant as defined under the Depositories Act.
Direct Online Application	The application made using an online interface enabling direct application by Investors to a public issue of their debt securities with an online payment facility through a recognised stock exchange. This facility is available only for demat account holders who wish to hold the NCDs pursuant to the Issue in dematerialised form. Please note that the Applicants will not have the option to apply for NCDs under the Issue, through the direct online applications mechanism of the Stock Exchange.
Draft Prospectus	This Draft Prospectus dated March 15, 2024 filed with the Stock Exchange and with SEBI for receiving public comments, in accordance with the provisions of the Companies Act, 2013 and Regulation 27(2) of the SEBI NCS Regulations.
Existing Secured Creditors	State Bank of India, Axis Bank and the debenture holders of the privately placed secured non-convertible debentures.
Fugitive Economic Offender	Fugitive economic offender means an individual who is declared a fugitive economic offender under Section 12 of the Fugitive Economic Offenders Act, 2018.
Interest Payment Date / Coupon Payment Date	The dates on which interest/coupon on the NCDs shall fall due for payment. For more details, please see “ <i>Issue Structure</i> ” on page 297.
Institutional Portion	Portion of Applications received from Category I of persons eligible to apply for the Issue which includes resident public financial institutions as defined under Section 2(72) of the Companies Act 2013, statutory corporations including state industrial development corporations, scheduled commercial banks, co-operative banks and regional rural banks, and multilateral and bilateral development financial institutions, which are authorised to invest in the NCDs, provident funds of minimum corpus of ₹2,500 lakhs, pension funds of minimum corpus of ₹2,500 lakhs, superannuation funds and gratuity fund, which are authorised to invest in the NCDs, resident venture capital funds and/or alternative investment funds registered with SEBI, insurance companies registered with the IRDAI, national investment fund (set up by resolution no. F. No. 2/3/2005-DDII dated November 23, 2005 of the Government of India and published in the Gazette of India), insurance funds set up and managed by the Indian army, navy or the air force of the Union of India or by the Department of Posts, India, mutual funds registered with SEBI and systemically important non-banking financial companies.
Issue	Public issue of secured, redeemable, non-convertible debentures by our Company of face value of ₹ 1,000 each, for an amount aggregating up to ₹7,50,000 thousand, on the terms and in the manner set forth herein.
Issue Agreement	Agreement dated March 14, 2024 entered into by our Company and the Lead Manager
Issue Closing Date	As provided in the Prospectus
Issue Opening Date	As provided in the Prospectus
Issue Size	Public issue of NCDs by our Company aggregating up to ₹7,50,000 thousand
Lead Manager	Saffron Capital Advisors Private Limited.
Market Lot	1 (one) NCD.
Maturity Amount	In respect of NCDs Allotted to NCD Holders, the repayment of the face value of the NCD along with interest that may have accrued as on the redemption date.
NCD Holder/ Debenture Holder	Any debenture holder who holds the NCDs issued pursuant to this Issue and whose name appears on the beneficial owners list provided by the Depositories.
Non-Institutional Portion	Category II of persons eligible to apply for the Issue which includes companies falling within the meaning of Section 2(20) of the Companies Act 2013; bodies corporate and societies registered under the applicable laws in India and authorised to invest in the NCDs, educational institutions and associations of persons and/or bodies established pursuant to or registered under any central or state statutory enactment; which are authorised to invest in the NCDs, trust including public/private charitable/religious trusts which are authorised to invest in the NCDs, association of persons, scientific and/or industrial research organisations, which are authorised to invest in the NCDs, partnership firms in the name of the partners, limited liability partnerships formed and registered under the provisions of the Limited Liability Partnership Act, 2008 (No. 6 of 2009).

Term	Description
Prospectus	The Prospectus to be filed with the RoC in accordance with the SEBI NCS Regulations, containing inter alia the Coupon Rate for the NCDs and certain other information.
Public Issue Account	Account(s) to be opened with the Public Issue Account Bank to receive monies from the ASBA Accounts maintained with the SCSBs (including under the UPI Mechanism) on the Designated Date.
Public Issue Account Bank	As provided in the Prospectus
Public Issue Account and Sponsor Bank Agreement	The agreement to be entered into amongst our Company, the Registrar to the Issue, the Lead Manager, the Public Issue Account Bank, the Sponsor Bank for collection of the Application Amounts from ASBA Accounts under the UPI Mechanism and the Refund Bank for collection of the Application Amounts from ASBA Accounts and where applicable remitting refunds, if any, to such Applicants, on the terms and conditions thereof.
Record Date	The record date for payment of interest in connection with the NCDs or repayment of principal in connection therewith shall be 15 days prior to the date on which interest is due and payable, and/or the date of redemption. Provided that trading in the NCDs shall remain suspended between the aforementioned Record Date in connection with redemption of NCDs and the date of redemption or as prescribed by the Stock Exchange, as the case may be. In case Record Date falls on a day when Stock Exchange is having a trading holiday, the immediate subsequent trading day will be deemed as the Record Date.
Refund Account	Account to be opened with the Refund Bank from which refunds, if any, of the whole or any part of the Application Amount shall be made.
Refund Bank	The Banker(s) to the Issue with whom the Refund Account will be opened, i.e. [●].
Registrar to the Issue/ Registrar	Cameo Corporate Services Limited.
Registrar Agreement	Agreement dated March 11, 2024, entered into between the Issuer and the Registrar under the terms of which the Registrar has agreed to act as the Registrar to the Issue.
Register of NCD Holders	The statutory register in connection with any NCDs which are held in physical form on account of rematerialisation, containing name and prescribed details of the relevant NCD Holders, which will be prepared and maintained by our Company/Registrar in terms of the applicable provisions of the Companies Act.
Retail Investor Portion	Portion of Applications received from Category IV of persons eligible to apply for the Issue which includes subscribe to the resident Indian individuals and Hindu undivided families through the Karta aggregating to a value not exceeding and including ₹10 lakhs.
RTAs/ Registrar and Share Transfer Agents	The registrar and share transfer agents registered with SEBI and eligible to procure Application in the Issue at the Designated RTA Locations.
RTA Master Circular	Securities and Exchange Board of India Master Circular for Registrars to an Issue and Share Transfer Agents' dated May 17, 2023, bearing reference number SEBI/HO/MIRSD/POD-1/P/CIR/2023/70, as amended from time to time.
SCSBs or Self Certified Syndicate Banks	The banks registered with SEBI under the Securities and Exchange Board of India (Bankers to an Issue) Regulations, 1994 offering services in relation to ASBA, including blocking of an ASBA Account, and a list of which is available on www.sebi.gov.in or at such other web-link as may be prescribed by SEBI from time to time. Additionally, the banks registered with SEBI, enabled for UPI Mechanism, list of which is available on www.sebi.gov.in or at such other web-link as may be prescribed by SEBI from time to time. A list of the branches of the SCSBs where ASBA Applications submitted to the Lead Manager, Members of the Syndicate or the Trading Member(s) of the Stock Exchange, will be forwarded by such Lead Manager, Members of the Syndicate or the Trading Members of the Stock Exchange is available at www.sebi.gov.in or at such other web-link as may be prescribed by SEBI from time to time.
Security	The principal amount of the NCDs to be issued in terms of this Draft Prospectus together with all interest due on the NCDs, as well as all costs, charges, all fees, remuneration of Debenture Trustee and expenses payable in respect thereof shall be secured by way of first ranking pari passu charge with Existing Secured Creditors, on all fixed assets (excluding immovable properties), current assets, including book debts, receivables,

Term	Description
	loans and advances and cash & bank balances (excluding reserves created in accordance with law and exclusive charge created in favour of secured charge holders in terms of their respective loan agreements/documents), both present and future of the Company.
Specified Locations	Collection centres where the Members of the Syndicate shall accept Application Forms, a list of which is included in the Application Form.
Sponsor Bank	The Banker to the Issue registered with SEBI which is appointed by our Company to act as a conduit between the Stock Exchange and NPCI in order to push the UPI Mandate Requests and/or payment instructions of the UPI Investors into the UPI and carry out any other responsibilities, in terms of the SEBI Master Circular in this case being [●].
Stock Exchange	BSE Limited.
Syndicate Agreement	Syndicate Agreement to be entered between the Company, Lead Manager and Syndicate Member as specified in the Prospectus.
Syndicate ASBA	Applications through the Designated Intermediaries.
Syndicate ASBA Application Locations	Collection centres where the Designated Intermediaries shall accept Application Forms from Applicants, a list of which is available on the website of the SEBI at www.sebi.gov.in and at such other websites as may be prescribed by SEBI from time to time.
Syndicate SCSB Branches	In relation to ASBA Applications submitted to a Member of the Syndicate, such branches of the SCSBs at the Syndicate ASBA Application Locations named by the SCSBs to receive deposits of the Application Forms from the members of the Syndicate, and a list of which is available on www.sebi.gov.in or at such other website as may be prescribed by SEBI from time to time.
Syndicate Member	<i>As provided in the Prospectus</i>
Tenor	The tenor as disclosed in the “ <i>Issue Structure – Specific terms for NCDs</i> ” on page 301.
Trading Member(s)	Individuals or companies registered with SEBI as “trading member(s)” under the SEBI (Stock Brokers and Sub-Brokers) Regulations, 1992, and who hold the right to trade in stocks listed on stock exchanges, through which Investors can buy or sell securities listed on stock exchanges whose list is available on stock exchanges.
Transaction Registration Slip/TRS	The acknowledgement slips or document issued by any of the Members of the Syndicate, the SCSBs, or the Trading Members as the case may be, to an Applicant upon demand as proof of upload of the Application on the application platform of the Stock Exchange.
Tripartite Agreement(s)	Agreements as entered into between the Issuer, Registrar and each of the Depositories under the terms of which the Depositories shall act as depositories for the securities issued by our Company.
Trustee/Debenture Trustee	Trustee for the holders of the NCDs, in this case being MITCON Credentia Trusteeship Services Limited (formerly known as MITCON Trusteeship Services Limited)
Unaudited Standalone Financial Results	The unaudited standalone financial information of the Company for the nine-month period ended December 31, 2023 prepared by our Company in the manner and format required by the SEBI Listing Regulations.
Unaudited Consolidated Financial Results	The unaudited consolidated financial information of the Company for the nine-month period ended December 31, 2023, prepared by our Company in the manner and format required by the SEBI Listing Regulations
Unaudited Financial Results	The Unaudited Standalone Financial Results and Unaudited Consolidated Financial Results
UPI ID	ID created on Unified Payment Interface (UPI) for single-window mobile payment system developed by the NPCI.
UPI Investor	An Applicant who applies with a UPI number whose Application Amount for NCDs in the Issue is upto ₹5,00,000.
UPI Mandate Request	A request (intimating the UPI Investors, by way of a notification on the UPI application and by way of an SMS directing the UPI Investors to such UPI application) to the UPI Investors using the UPI Mechanism initiated by the Sponsor Bank to authorise blocking of funds equivalent to the Application Amount in the relevant ASBA Account through the UPI, and the subsequent debit of funds in case of Allotment.
UPI Mechanism	The optional bidding mechanism that may be used by UPI Investors to make Applications in the Issue, in accordance with SEBI Master Circular, as amended or any other governmental authority in relation thereto from time to time.
UPI PIN	Password to authenticate UPI transaction.

Term	Description
Wilful Defaulter	A person who is categorised as a wilful defaulter by any bank or financial institution or consortium thereof, in accordance with the guidelines on wilful defaulters issued by the RBI and includes an issuer whose director or promoter is categorised as such.
Working Days	All days excluding Sundays or a holiday of commercial banks in Mumbai and/or Thrissur, except with reference to Issue Period, where Working Days shall mean all days, excluding Saturdays, Sundays and public holiday in Mumbai. Furthermore, for the purpose of post issue period, i.e., period beginning from the Issue Closing Date to listing of the NCDs on the Stock Exchange, Working Day shall mean all trading days of the Stock Exchange, excluding Saturdays, Sundays and bank holidays in Mumbai, as per SEBI NCS Regulations, however, with reference to payment of interest/redemption amount of NCDs, Working Days shall mean those days wherein the money market is functioning in Mumbai.

Business/Industry Related Terms

Term	Description
AMFI	Association of Mutual Funds in India
ALM	Asset Liability Management
ALCO	Asset Liability Committee
AUM	Assets Under Management
Base Layer	The Base Layer shall comprise of (a) non-deposit taking NBFCs below the asset size of ₹1,000 crore and (b) NBFCs undertaking the following activities- (i) NBFC-Peer to Peer Lending Platform (NBFC-P2P), (ii) NBFC-Account Aggregator (NBFC-AA), (iii) Non-Operative Financial Holding Company (NOFHC) and (iv) NBFCs not availing public funds and not having any customer interface.
CCTV	Closed-circuit Television
CPI	Consumer Price Index
CIC-ND-SI	NBFC-Systemically Important Core Investment Company
CRAR	Capital-To-Risk-Weighted Assets Ratio
DPN	Demand Promissory Note
EMI	Equated Monthly Instalments
FIR	First Information Report
HFC	Housing Finance Company
IBJA	India Bullion and Jewellers Association
ICC	Investment and Credit Company
KYC/ KYC Norms	Customer identification procedure for opening of accounts and monitoring transactions of suspicious nature followed by NBFCs for the purpose of reporting it to appropriate authority
LTV	Loan to value
Master Directions	Master Direction – Reserve Bank of India (Non-Banking Financial Company –Scale Based Regulation) Directions, 2023
MSMEs	Micro Small and Medium Enterprises
NAV	Net Asset Value
NBFC	Non-Banking Financial Company as defined under Section 45-IA of the RBI Act, 1934
NBFC - BL/ NBFC – Base Layer/ NBFC Base Layer	The Base Layer shall comprise of (a) non-deposit taking NBFCs below the asset size of ₹1,000 crore and (b) NBFCs undertaking the following activities- (i) NBFC-Peer to Peer Lending Platform (NBFC-P2P), (ii) NBFC-Account Aggregator (NBFC-AA), (iii) Non-Operative Financial Holding Company (NOFHC) and (iv) NBFCs not availing public funds and not having any customer interface.
NBFC-D	NBFC registered as a deposit accepting NBFC
NBFC-ND	NBFC registered as a non-deposit accepting NBFC
NBFC-ND-SI	Systemically Important NBFC-ND, i.e., a non-banking financial company not accepting / holding public deposits, and systemically important i.e. having total assets of ₹ 50,00,000 thousand and above as per the last audited balance sheet
NBFC-P2P	NBFC–Peer to Peer Lending Platform (NBFC-P2P)
NOF	Net Owned Fund
NPA	Non-performing asset
NTB	New-to-Bank

Term	Description
NTC	New to Credit
OCEN	Open Credit Enablement Network
OTP	One Time Password
PSL	Priority Sector Lending
Industry Report	Report on the industry overview of the overall business sector of our Company and the gold loan market prepared by the Lead Manager and included in this Draft Prospectus.
Tier I Capital	Tier I capital means owned fund as reduced by investment in shares of other non-banking financial companies and in shares, debentures, bonds, outstanding loans and advances including hire purchase and lease finance made to and deposits with subsidiaries and companies in the same group exceeding, in aggregate, ten per cent of the owned fund; and perpetual debt instruments issued by a non-deposit taking nonbanking financial company in each year to the extent it does not exceed 15% of the aggregate Tier I Capital of such company as on March 31 of the previous accounting year. NBFCs-BL are not eligible to include perpetual debt instruments in their Tier I capital.
Tier II Capital	Tier II capital includes the following: (a) preference shares other than those which are compulsorily convertible into equity; (b) revaluation reserves at discounted rate of fifty five percent; (c) General Provisions (including that for Standard Assets) and loss reserves to the extent these are not attributable to actual diminution in value or identifiable potential loss in any specific asset and are available to meet unexpected losses, to the extent of one and one fourth percent of risk weighted assets; (d) hybrid debt capital instruments; (e) subordinated debt; (f) perpetual debt instruments issued by a non-deposit taking non-banking financial company which is in excess of what qualifies for Tier I Capital to the extent the aggregate does not exceed Tier I Capital. NBFCs-BL are not eligible to include perpetual debt instruments in their Tier II capital.
WGC	World Gold Council

Conventional and General Terms or Abbreviations

Term	Description
AGM	Annual General Meeting
Acuité/Acuite	Acuité Ratings and Research Limited
BSE	BSE Limited
CAGR	Compounded Annual Growth Rate
CDSL	Central Depository Services (India) Limited
CGST Act	Central Goods and Services Tax Act, 2017
Cr.P.C	Code of Criminal Procedure, 1973
Companies Act, 1956	The erstwhile Companies Act, 1956
Companies Act/ Companies Act 2013	The Companies Act, 2013 read with rules framed by the Government of India from time to time
DIN	Director Identification Number
DIPP	Department of Industrial Policy and Promotion, Ministry of Commerce and Industry, Government of India
DPIIT	Department for Promotion of Industry and Internal Trade, Ministry of Commerce and Industry, Government of India earlier known as Department of Industrial Policy and Promotion, Ministry of Commerce and Industry, Government of India
DRR	Debenture Redemption Reserve
EGM	Extraordinary General Meeting
EPS	Earnings per share
FDI Policy	The Government policy, rules and the regulations (including the applicable provisions of the FEMA Non-Debt Rules) issued by the Government of India prevailing on that date in relation to foreign investments in our Company's sector of business as amended from time to time.
FEMA	Foreign Exchange Management Act, 1999
FEMA Non-Debt Regulations	Foreign Exchange Management (Non-debt Instruments) Rules, 2019

Term	Description
FEMA Debt Regulations	Foreign Exchange Management (Debt Instrument) Regulations, 2019
FIs	Financial Institutions
FPI	Foreign Portfolio Investors defined under the Securities and Exchange Board of India (Foreign Portfolio Investors) Regulations, 2019
Financial Year/FY/Fiscal	Financial year ending March 31
GDP	Gross Domestic Product
GoI	Government of India
G-Sec	Government Securities
GST	Goods and Services Tax
HNI	High Net Worth Individual
HUF	Hindu Undivided Family
IRDAI	Insurance Regulatory and Development Authority of India
IFRS	International Financial Reporting Standards
IFSC	Indian Financial System Code
IGST Act	Integrated Goods and Services Tax Act, 2017
Ind AS	The Indian Accounting Standards referred to in the Companies (Indian Accounting Standard) Rules, 2015
Indian GAAP	Generally Accepted Accounting Principles in India
Insurance Act	The Insurance Act, 1938
IT Act	The Income Tax Act, 1961
IT	Information Technology
ISD	International Subscriber Dialling
MCA	Ministry of Corporate Affairs, Government of India
MICR	Magnetic ink character recognition
MIS	Management Information System
MoU	Memorandum of Understanding
NA	Not Applicable
NACH	National Automated Clearing House
NEFT	National Electronic Funds Transfer
NII(s)	Non-Institutional Investor(s)
NIM	Net Interest Margin
NPCI	National Payments Corporation of India
NRI	Non-resident Indian
NSDL	National Securities Depository Limited
OCI	Overseas Citizenship of India
PAN	Permanent Account Number
RBI	Reserve Bank of India
RBI Act	Reserve Bank of India Act, 1934
RTGS	Real Time Gross Settlement
SCRA	Securities Contracts (Regulation) Act, 1956
SCRR	The Securities Contracts (Regulation) Rules, 1957
SEBI	The Securities and Exchange Board of India constituted under the Securities and Exchange Board of India Act, 1992
SEBI Act	The Securities and Exchange Board of India Act, 1992
SEBI Delisting Regulations	SEBI (Delisting of Equity Shares) Regulations, 2021
SEBI Listing Regulations/ Listing Regulations	Securities and Exchange Board of India (Listing Obligations and Disclosure Requirements) Regulations, 2015
SEBI NCS Regulations	Securities and Exchange Board of India (Issue and Listing of Non-Convertible Securities) Regulations, 2021, as amended from time to time.
SEBI Master Circular	SEBI circular (SEBI/HO/DDHS/PoD1/P/CIR/2023/119) dated August 10, 2021 as amended, which consolidates and has replaced multiple circulars issued by SEBI in relation of issue and listing of debt securities, as amended from time to time.
SEBI Master Circular for Debenture Trustees	SEBI circular with reference number SEBI/HO/DDHS-PoD1/P/CIR/2023/109 dated March 31, 2023 as may be amended from time to time.
SGST Act	State Goods and Services Tax Act, 2017, as enacted by various state governments
SME	Small and medium enterprises
TDS	Tax Deducted at Source

Term	Description
UPI	Unified Payments Interface, a payment mechanism that allows instant transfer of money between any two persons bank account using a payment address which uniquely identifies a person's bank account
VOIP	Voice Over Internet Protocol
WDM	Wholesale Debt Market

Notwithstanding anything contained herein, capitalised terms that have been defined in the chapters titled “*Capital Structure*”, “*History and Certain Other Corporate Matters*”, “*Our Management*”, “*Financial Statements*”, “*Financial Indebtedness*”, “*Issue Procedure*”, “*Outstanding Litigations*”, “*Key Regulations and Policies*” and “*Summary of Main Provisions of the Articles of Association*” on pages 42, 91, 94, 112, 114, 316, 257, 267 and 340, respectively will have the meanings ascribed to them in such chapters.

PRESENTATION OF FINANCIAL, INDUSTRY AND OTHER INFORMATION

Certain Conventions

In this Draft Prospectus, unless the context otherwise indicates or implies references to “you,” “offeree,” “purchaser,” “subscriber,” “recipient,” “investors” and “potential investor” are to the prospective Investors to this Issue, references to “our Company”, the “Company” or the “Issuer” are to ICL Fincorp Limited.

Unless otherwise stated, references in this Draft Prospectus to a particular year are to the calendar year ended on December 31 and to a particular “fiscal” or “fiscal year” are to the fiscal year ended on March 31.

All references to “India” are to the Republic of India and its territories and possessions, and the “Government”, the “Central Government” or the “State Government” are to the Government of India, central or state, as applicable.

Financial Data

Our Company publishes its financial statements in Rupees in thousands.

Our Company’s financial year commences on April 1 of the immediately preceding calendar year and ends on March 31 of that particular calendar year, so all references to a particular financial year or fiscal are to the 12-month period commencing on April 1 of the immediately preceding calendar year and ending on March 31 of that particular calendar year. Unless the context requires otherwise, all references to a year in this Draft Prospectus are to a calendar year and references to a Fiscal/Fiscal Year/ FY are to the year ended on March 31, of that calendar year.

The Limited Review Report dated February 7, 2024 pertaining to the Unaudited Standalone Financial Statements and the Unaudited Consolidated Financial Statements, as issued by our Company’s Statutory Auditors, Manikandan & Associates, Chartered Accountants are included in this Draft Prospectus in “*Financial Statements*” beginning at page 112.

The audited standalone financial statements and the audited consolidated financial statements and the respective reports on the audited financial statements, as issued by our Company’s Statutory Auditors, Manikandan & Associates, Chartered Accountants for the quarter-ended June 30, 2023 are included in this Draft Prospectus in “*Financial Statements*” beginning at page 112.

The Audited Standalone Financial Statements and the Audited Consolidated Financial Statements and the respective reports on the audited financial statements, as issued by our Company’s Statutory Auditors, Manikandan & Associates, Chartered Accountants, for the Fiscal 2023 and by the Previous Statutory Auditors, Mohandas & Associates, Chartered Accountants for Fiscal 2022 and Fiscal 2021 are included in this Draft Prospectus in “*Financial Statements*” beginning at page 112.

The Ministry of Corporate Affairs (“MCA”), in its press release dated January 18, 2016, issued a roadmap for implementation of Ind AS converged with IFRS for non-banking financial companies, scheduled commercial banks, insurers, and insurance companies, which was subsequently confirmed by the RBI through its circular dated February 11, 2016. The notification further explains that NBFCs whose equity and/or debt securities are listed or in the process of listing on any stock exchange in India or outside India and having a net worth of less than ₹50,00,000 thousand, shall comply with Ind AS for accounting periods beginning from April 1, 2019 onwards with comparatives for the periods ending on March 31, 2019 or thereafter. Our Company’s financial statements for the financial years ended March 31, 2023 March 31, 2022 and March 31, 2021 have been prepared in accordance with Ind AS including the Accounting Standards notified under the Companies Act, 2013 and other applicable statutory and / or regulatory requirements.

Unless stated otherwise, the financial data for the financial years ended March 31, 2023, March 31, 2022 and March 31 2021 used in this Draft Prospectus is derived from the Audited Financial Statements and financial data for the nine-month ended December 31, 2023 used in this Draft Prospectus is derived from our Company’s Limited Review Financial Results prepared under Ind AS.

In this Draft Prospectus, any discrepancies in any table, including “*Capital Structure*” and “*Objects of the Issue*” between the total and the sum of the amounts listed are due to rounding off. All the decimals have been rounded off to two decimal places.

Currency and units of Presentation

In this Draft Prospectus, all references to ‘Rupees’/ ‘₹’/ ‘INR’/ ‘₹’ are to Indian Rupees, the legal currency of the Republic of India.

Except where stated otherwise in this Draft Prospectus, all figures have been expressed in ‘thousand’.

Industry and Market Data

Unless stated otherwise, industry and market data used throughout this Draft Prospectus has been obtained from industry publications. Industry publications generally state that the information contained in those publications has been obtained from sources believed to be reliable but that their accuracy and completeness are not guaranteed, and their reliability cannot be assured. Accordingly, no investment decision should be made on the basis of such information. Although our Company believes that industry data used in this Draft Prospectus is reliable, it has not been independently verified. Also, data from these sources may not be comparable. Similarly, internal reports, while believed by us to be reliable, have not been verified by any independent sources. The extent to which the market and industry data used in this Draft Prospectus is meaningful depends on the reader’s familiarity with and understanding of the methodologies used in compiling such data. Certain information and statistics in relation to the industry in which we operate, which has been included in this Draft Prospectus has been extracted from an industry report prepared by the Lead Manager (“**Industry Report**”). Please refer to “*Industry Overview*” on page 58 for further details.

General Risk

Investment in NCDs involve a degree of risk and investors should not invest any funds in NCDs unless they can afford to take the risk attached to such investments. Investors are advised to take an informed decision and to read the risk factors carefully before investing in this offering. For taking an investment decision, investors must rely on their examination of the issue including the risks involved in it.

Specific attention of investors is invited to statement of risk factors contained under section “*Risk Factors*”. These risks are not, and are not intended to be, a complete list of all risks and considerations relevant to the NCDs or Investor’s decision to purchase such securities.

FORWARD LOOKING STATEMENTS

This Draft Prospectus contains certain statements that are not statements of historical fact and are in the nature of “forward-looking statements”. These forward-looking statements generally can be identified by words or phrases such as “aim”, “anticipate”, “believe”, “continue”, “expect”, “estimate”, “intend”, “objective”, “plan”, “potential”, “project”, “will”, “will continue”, “will pursue”, “will likely result”, “will seek to”, “seek” or other words or phrases of similar import. All statements regarding our expected financial condition and results of operations and business plans and prospects are forward-looking statements. These forward-looking statements include statements as to our business strategy, revenue and profitability and other matters discussed in this Draft Prospectus that are not historical facts.

All forward-looking statements are subject to risks, uncertainties and assumptions about us that could cause actual results, performance or achievements to differ materially from those contemplated by the relevant statement.

Actual results may differ materially from those suggested by the forward looking statements due to risks or uncertainties associated with our expectations with respect to, but not limited to, regulatory changes pertaining to our businesses and our ability to respond to them, our ability to successfully implement our strategies, our growth and expansion, technological changes, our exposure to market risks, general economic and political conditions in India and which have an impact on our business activities or investments, the monetary and fiscal policies of India, inflation, deflation, unanticipated turbulence in interest rates, equity prices or other rates or prices, the performance of the financial markets in India and globally, changes in domestic laws, regulations and taxes and changes in competition in our industry.

Important factors that could cause actual results to differ materially from our expectations include, but not limited to, the following:

1. Our business is capital intensive and any disruption or restrictions in raising financial resources would have a material adverse effect on our liquidity and financial condition;
2. Our financial performance is primarily dependent on interest rate risk. If we are unable to manage interest rate risk in the future it could have an adverse effect on our net interest margin, thereby adversely affecting business and financial condition of our Company;
3. We face increasing competition in our business which may result in declining interest margins. If we are unable to compete successfully, our market share may also decline;
4. Volatility in the market price of gold may adversely affect our financial condition, cash flows and results of operations;
5. Our ability to lend against the collateral of gold jewellery has been restricted on account of guidelines issued by RBI, which may have a negative impact on our business and results of operation;
6. We may not be able to successfully sustain our growth strategy. Inability to effectively manage our growth and related issues could materially and adversely affect our business and impact our future financial performance;
7. If we are not able to control the level of non-performing assets in our portfolio, the overall quality of our loan portfolio may deteriorate, and our results of operations may be adversely affected;
8. Our indebtedness and the conditions and restrictions imposed by our financing agreements could restrict our ability to conduct our business and operations in the manner we desire;
9. Our entire branch network is concentrated in southern India and any disruption or downturn in the economy of the region would adversely affect our operations;
10. Inaccurate appraisal of gold by our personnel may adversely affect our business and financial condition; and
11. Other factors discussed in this Draft Prospectus, including under the chapter titled “*Risk Factors*” on page 16.

For further discussion of factors that could cause our actual results to differ from our expectations, please refer to the chapters “*Risk Factors*”, “*Industry Overview*” and “*Our Business*” on pages 16, 58 and 73, respectively.

By their nature, certain market risk disclosures are only estimate and could be materially different from what actually occurs in the future. As a result, actual future gains or losses could materially differ from those that have been estimated. Forward

looking statements speak only as on the date of this Draft Prospectus. The forward-looking statements contained in this Draft Prospectus are based on the beliefs of management, as well as the assumptions made by and information currently available to management. Although we believe that the expectations reflected in such forward-looking statements are reasonable at this time, it cannot assure Investors that such expectations will prove to be correct or will hold good at all times. Given these uncertainties, Investors are cautioned not to place undue reliance on such forward-looking statements. If any of these risks and uncertainties materialise, or if any of our underlying assumptions prove to be incorrect, our actual results of operations or financial condition could differ materially from that described herein as anticipated, believed, estimated or expected. All subsequent forward-looking statements attributable to us are expressly qualified in their entirety by reference to these cautionary statements. Neither our Company nor the Lead Manager, nor any of its affiliates have any obligation to, and do not intend to, update or otherwise revise any statements reflecting circumstances arising after the date hereof or to reflect the occurrence of underlying events, even if the underlying assumptions do not come to fruition. Our Company and the Lead Manager will ensure that Investors in India are informed of material developments until the time of the grant of listing and trading permission by the Stock Exchange.

SECTION – II - RISK FACTORS

An investment in NCDs involves a certain degree of risk. You should carefully consider all the information contained in this Draft Prospectus, including the chapters “Our Business” and “Financial Statements” on pages 73 and 112, respectively, before making an investment decision. The risk factors set forth below do not purport to be complete or comprehensive in terms of all the risk factors that may arise in connection with our business or any decision to purchase, own or dispose of the NCDs.

If any one of the following stated risks actually occurs, the Company’s business, financial conditions and results of operations could suffer and, therefore, the value of the Company’s NCDs could decline and/or the Company’s ability to meet its obligations in respect of the NCDs could be affected. More than one risk factor may have simultaneous effect with regard to the NCDs such that the effect of a particular risk factor may not be predictable. In addition, more than one risk factor may have a compounding effect which may not be predictable. No prediction can be made as to the effect that any combination of risk factors may have on the value of the NCDs and/or the Company’s ability to meet its obligations in respect of the NCDs.

The following risk factors are determined on the basis of their materiality. In determining the materiality of risk factors, we have considered risks which may not be material individually but may be material when considered collectively, which may have a qualitative impact though not quantitative, which may not be material at present but may have a material impact in the future. Additional risks, which are currently unknown or now deemed immaterial, if materialises, may in the future have a material adverse effect on our business, financial condition and results of operations.

Unless otherwise stated, financial information used in this section is derived from the Audited Financial Statements.

Internal Risk Factors

1. Our business is capital intensive and any disruption or restrictions in raising financial resources would have a material adverse effect on our liquidity and financial condition.

Our liquidity and ongoing profitability are largely dependent upon our timely access to and the costs associated in, raising financial resources at low costs. Our funding requirements historically have been met from a combination of borrowings such as term loans, vehicle loans, cash credits from banks, proceeds from issuance of secured redeemable non-convertible debentures by way of private placement and public issue, and subordinated debts, issuance of equity and preference shares. Thus, our business depends and will continue to depend on our ability to access diversified low-cost funding sources.

Our ability to raise funds on acceptable terms and at competitive rates depend on various factors like credit ratings, the regulatory environment and policy initiatives in India, developments in the international markets affecting the Indian economy, investors’ and/or lenders’ perception of demand for debt and equity securities of NBFCs, and our current and future results of operations and financial condition.

In case of a global financial crisis, the capital and lending markets typically become highly volatile and access to liquidity becomes significantly reduced. In addition, it may become more difficult to renew loans and facilities as many potential lenders and counterparties could also face liquidity and capital concerns, as a result of the stress in the financial markets. If any event of a similar nature and magnitude occurs again in the future, such as the recent liquidity crisis caused on account of debt default by one of the large Indian NBFCs, it may result in increased borrowing costs and difficulty in accessing debt in a cost-effective manner. Moreover, we are a non-deposit taking NBFC, and do not have access to public deposits.

The RBI guideline bearing reference no. DBOD.BP.BC.No. 106/21.04.172/2011-12 dated May 18, 2012 whereby it has instructed banks to (i) reduce their regulatory exposure on a single NBFC having gold loans to the extent of 50.00% or more of its financial assets from 10.00% to 7.50% of their capital funds; and (ii) have an internal sub-limit as decided by the boards of the respective banks on their aggregate exposure to all such NBFCs having gold loans to the extent of 50% or more of their financial assets, taken together, which sub-limit should be within the internal limits fixed by banks for their aggregate exposure to all NBFCs taken together.

The RBI vide the Master Directions issued certain guidelines with respect to raising money through private placement by NBFCs in the form of non-convertible debentures. These guidelines include (i) restrictions on the minimum subscription amount for a single investor at ₹20,000; (ii) the issuance of private placement of non-convertible debentures shall be in two separate categories, those with a maximum subscription of less than ₹1 crore and those with a minimum

subscription of ₹1 crore per investor; (iii) the restriction of number of investors in an issue to 200 investors for every financial year for a maximum subscription of less than ₹1 crore which shall be fully secured; (iv) there is no limit on the number of subscribers in respect of issuances with a minimum subscription of ₹1 crore and above while the option to create security in favour of subscribers will be with the issuers and such unsecured debentures shall not be treated as public deposits; (v) restriction on NBFCs for issuing debentures only for deployment of funds on its own balance sheet and not to facilitate resource requests of group entities/parent company/associates; and (vi) prohibition on providing loan against its own debentures. This has resulted in limiting our Company's ability to raise fresh debentures on private placement basis.

A significant portion of our debt matures each year. Out of the total amount of our outstanding non-convertible debentures (excluding interest thereon but including non-convertible debentures that are matured but not redeemed), issued by our Company as of December 31, 2023, non-convertible debentures amounting to ₹ 12,65,361 thousand will mature during the next 12 months. In order to retire these instruments, we either will need to refinance this debt, which could be difficult in the event of volatility in the credit markets or raise equity capital or generate sufficient cash to retire the debt.

Changes in economic and financial conditions or continuing lack of liquidity in the market could make it difficult for us to access funds at competitive rates. As an NBFC, we also face certain restrictions on our ability to raise money from international markets, which may further constrain our ability to raise funds at attractive rates.

Any disruption in our primary funding sources at competitive costs could have a material adverse effect on our liquidity and financial condition.

2. *Our financial performance is primarily dependent on interest rate risk. If we are unable to manage interest rate risk in the future it could have an adverse effect on our net interest margin, thereby adversely affecting business and financial condition of our Company.*

Our results of operations are substantially dependent upon the level of our net interest margins. Interest Income from loans and advances is the largest component of our total income amounted to ₹ 10,60,428.73 thousand, ₹ 11,03,179.90 thousand, ₹ 8,59,422.43 thousand and ₹ 7,37,873.33 thousand, respectively and constitutes 97.66%, and 99.49%, 97.08%, 97.10% of our total income for the nine-month period ended December 31, 2023 and Fiscals 2023, 2022 and 2021, respectively on standalone basis. Interest rates are sensitive to many factors beyond our control, including the RBI's monetary policies, domestic and international economic and political conditions and other factors.

Over the years, the Government of India has substantially deregulated the financial sector. As a result, interest rates are now primarily determined by the market, which has increased the interest rate risk exposure of all banks and financial intermediaries in India, including us.

Our policy is to attempt to balance the proportion of the interest earning assets (which bear fixed interest rates), with interest bearing liabilities. A significant portion of our liabilities, such as our non-convertible debentures carry fixed rates of interest and the remaining are linked to the respective banks' benchmark prime lending rate/base rate. As of December 31, 2023, 100% of our borrowings were at fixed rates of interest. Moreover, we do not hedge our exposure to interest rate changes. We cannot assure you that we can adequately manage our interest rate risk in the future or can effectively balance the proportion of our fixed rate loan assets and liabilities. Further, changes in interest rates could affect the interest rates charged on interest earning assets and the interest rates paid on interest bearing liabilities in different ways. Thus, our results of operations could be affected by changes in interest rates and the timing of any re pricing of our liabilities compared with the re-pricing of our assets.

Any mismatch between the yield on assets and the cost of our funds due to market action/factors could have an impact on our profitability.

3. *We face increasing competition in our business which may result in declining interest margins. If we are unable to compete successfully, our market share may also decline.*

Our principal business is providing gold loan to customers in India secured by gold jewellery. Historically, the gold loan industry in India has been largely unorganised and dominated by local jewellery pawn shops and money lenders, with little involvement from public sector or private sector banks. Gold loan financing was availed predominantly by lower income group customers with limited or no access to other forms of credit, however, such income group has gained increased access to capital through organised and unorganised money lenders, which has increased our exposure to competition. The demand for gold loans has also increased due to relatively lower and affordable interest rates, increased

need for urgent borrowing or bridge financing requirements, the need for liquidity for assets held in gold and increased awareness and acceptance of gold loan financing.

There is increased competition from other lenders in the gold loan industry, including commercial banks and other NBFCs, who also have access to funding from customers in the form of savings and current deposits. We rely on higher cost loans and debentures for our funding requirements, which could reduce our margins. Our ability to compete effectively will depend on our ability to raise low-cost funding. If we are unable to compete effectively with other participants in the gold loan industry, our business, financial condition and results of operations may be adversely affected.

The competition in the gold loan industry has resulted in gold loans becoming increasingly standardised. Furthermore, variable interest rates, variable payment terms and waiver of processing fees are also becoming increasingly common in the gold loan industry in India.

In addition, the government has issued schemes such as Pradhan Mantri Jan-Dhan Yojana to ensure access to financial services in an affordable manner. Further, public sector banks as well as existing private sector banks, have an extensive customer and depositor base, larger branch networks, and in case of public sector banks, Government support for capital augmentation, due to which they may enjoy corresponding economies of scale and greater access to low-cost capital, and accordingly, we may not be able to compete with them. An inability to effectively address such competition may adversely affect our market share, business prospects, results of operations and financial condition.

4. *Volatility in the market price of gold may adversely affect our financial condition, cash flows and results of operations.*

We extend loans secured mostly by gold jewellery. A sustained decrease in the market price of gold could cause a corresponding decrease in new Gold Loans in our loan portfolio and, as a result, our interest income may also decline. In addition, customers may not repay their loans and the gold jewellery securing the loans may have decreased significantly in value, resulting in losses which we may not be able to support. The impact on our financial position and results of operations of a hypothetical decrease in gold values cannot be reasonably estimated because the market and competitive response to changes in gold values is not pre-determinable.

5. *Our ability to lend against the collateral of gold jewellery has been restricted on account of guidelines issued by RBI, which may have a negative impact on our business and results of operation.*

RBI vide the Master Directions has stipulated all NBFCs to maintain an LTV ratio not exceeding 75% for loans granted against the collateral of gold jewellery and further prohibits lending against bullion/primary gold and gold coins. This notification will limit our ability to provide loan on the collateral of gold jewellery and thereby putting us at a disadvantage vis-à-vis unregulated money lenders offering similar products. Further, RBI in the Master Directions, has mandated NBFCs primarily engaged in lending against gold jewellery (such loans comprising 50% or more of their financial assets) to maintain a minimum Tier I Capital of 12%. Such restrictions imposed by RBI may erode our margins, impact our growth and business prospects.

RBI in the Master Directions further tightened the norms for lending against the security of gold ornaments by pegging the maximum lendable value to preceding 30 day's average of the closing price of 22 carat gold rate of India Bullion and Jewellers Association (formerly known as Bombay Bullion Association Limited). Any such future restrictions by RBI could have a negative impact on our business and results of operation.

6. *We may not be able to successfully sustain our growth strategy. Inability to effectively manage our growth and related issues could materially and adversely affect our business and impact our future financial performance.*

Our growth strategy includes growing our AUM, expanding network of branches and expanding the range of products and services. We cannot assure you that we will be able to execute our growth strategy successfully or continue to achieve or grow at the levels of revenue earned in recent years, or that we will be able to expand further our AUM. Furthermore, there may not be sufficient demand for our services, or they may not generate sufficient revenues relative to the costs associated with offering such services. Even if we were able to introduce new services successfully, there can be no assurance that we will be able to achieve our intended return on such investments. If we grow our AUM too rapidly or fail to make proper assessments of credit risks associated with borrowers, a higher percentage of our loans may become non-performing, which would have a negative impact on the quality of our assets and our financial condition.

Further, principal component of our strategy is to continue to grow by expanding the size and geographical scope of our businesses. This growth strategy will place significant demands on our management, financial and other resources. It will require us to continuously develop and improve our operational, financial and internal controls. It also includes undertaking permission from various authorities, including RBI and various regulatory compliances. Continuous expansion increases the challenges involved in financial management, recruitment, training and retaining high quality human resources, preserving our culture, values and entrepreneurial environment, and developing and improving our internal administrative infrastructure.

7. *If we are not able to control the level of non-performing assets in our portfolio, the overall quality of our loan portfolio may deteriorate, and our results of operations may be adversely affected.*

We may not be successful in our efforts to improve collections and/or enforce the security interest on the gold collateral on existing as well as future non-performing assets. Moreover, as our loan portfolio increases, we may experience greater defaults in principal and/or interest repayments. Thus, if we are not able to control our level of non-performing assets, the overall quality of our loan portfolio may deteriorate, and our results of operations may be adversely affected. Our gross NPAs on standalone basis for the nine-month period ended December 31, 2023 and Fiscals ended March 31, 2023, March 31, 2022, March 31, 2021, was ₹ 56,439.92 thousand and ₹1,51,944.37 thousand, ₹ 65,007.85 thousand, ₹ 45,194.95 thousand, respectively, and constitutes 1.38%, 3.84%, 1.89% and 1.50% of the total gross loan assets.

The Master Directions prescribe the provisioning required in respect of our outstanding loan portfolio. Should the overall credit quality of our loan portfolio deteriorate, the current level of our provisions may not be adequate to cover further increases in the amount of our non-performing assets. Furthermore, although we believe that our total provision will be adequate to cover all known losses in our asset portfolio, our current provisions may not be adequate when compared to the loan portfolios of other financial institutions. Moreover, there also can be no assurance that there will be no further deterioration in our provisioning coverage as a percentage of gross non-performing assets or otherwise, or that the percentage of non-performing assets that we will be able to recover will be similar to our past experience of recoveries of non-performing assets. In the event of any further increase in our non-performing asset portfolio, there could be an even greater, adverse impact on our results of operations.

8. *Our indebtedness and the conditions and restrictions imposed by our financing agreements could restrict our ability to conduct our business and operations in the manner we desire.*

As of December 31, 2023, we had an outstanding debt (including non-convertible debentures & sub-ordinated debts that are matured but not redeemed) of ₹ 48,01,702.96 thousand. We may incur additional indebtedness in the future. Many of our financing agreements include various restrictive conditions and covenants restricting certain corporate actions, and our Company is required to take the prior approval of the lender before carrying out such activities. For instance, our Company, inter alia, is required to obtain the prior written consent in the following instances:

- i. to declare and/or pay dividend to any of its shareholders whether equity or preference, during any financial year unless the Company has paid to the lender the dues payable by the Company in that year;
- ii. to undertake or permit any merger, amalgamation or compromise with its shareholders, creditors or effect any scheme of amalgamation or reconstruction or disposal of whole of the undertaking;
- iii. to create or permit any charges or lien, sell or dispose of any encumbered assets;
- iv. to alter its capital structure, or otherwise acquire any share capital;
- v. to effect a change of ownership or control, or management of the Company;
- vi. to borrow or obtain credit facilities from any bank or financial institution; and
- vii. sell, assign, mortgage or otherwise dispose of any of the fixed assets charged to the banks.

Our indebtedness could have several important consequences, including our cash flows being used towards repayment of our existing debt, which will reduce the availability of our cash flow to fund our working capital, capital expenditures and other general corporate requirements. Moreover, our ability to obtain additional financing or renewal of existing facilities, in the future at reasonable terms may be restricted or our cost of borrowings may increase due to sudden adverse market conditions, including decreased availability of credit or fluctuations in interest rates, particularly because a significant proportion of our financing arrangement are in the form of borrowings from banks. There could be a material adverse effect on our business, financial condition and results of operations if we are unable to service our indebtedness or otherwise comply with financial and other covenants specified in the financing agreements and we may be more vulnerable to economic downturns, which may limit our ability to withstand competitive pressures and may reduce our flexibility in responding to changing business, regulatory and economic conditions.

9. *Our entire branch network is concentrated in southern India and any disruption or downturn in the economy of the region would adversely affect our operations.*

As on December 31, 2023, our company has 277 branches, out of which majority of the branches are located in the southern states of India i.e., Andhra Pradesh, Karnataka, Kerala, Tamil Nadu, Telangana, Odisha, Gujarat and Maharashtra and these constituted about our entire total gold loan portfolio. For details, see “*Our Business*” on page 73. As a result, we are exposed to risks including any change in policies relating to these states, any localised social unrest, any natural disaster and any event or development which could make business in such states less economically beneficial. Further, any disruption, disturbance or breakdown in these states could adversely affect the result of our business and operations. Our concentration in these southern states of India exposes us to adverse economic or political circumstances that may arise in that region as compared to other NBFCs and commercial banks that may have diversified national presence and may have an adverse effect on our business, market share and results of operations.

10. *Inaccurate appraisal of gold by our personnel may adversely affect our business and financial condition.*

Accurate appraisal of pledged gold is a significant factor in the successful operation of our business and such appraisal requires a skilled and reliable workforce. Assessing gold jewellery quickly is a specialised skill that requires assessing jewellery for gold content and quality manually without damaging the jewellery. Our Company provides training for our personnel for assessing jewellery for gold content and quality. However, in spite of rigorous training there is no guarantee that the gold ornaments are appraised accurately. Inaccurate appraisal of gold content, by our workforce may result in the gold ornament being overvalued and pledged for a loan that is higher in value than the actual value of gold content, which could adversely affect our reputation and business. We also run the risk of spurious gold being incorrectly assessed and approved for disbursement. Further, we are subject to the risk of inaccurate or fraudulent estimation of the value of pledged gold by our gold appraisers. Any such inaccuracies or fraud in relation to our appraisal of gold may adversely affect our reputation, business and financial condition.

11. *We depend on customer supplied information when evaluating customer credit worthiness.*

In deciding whether to extend credit or enter into other transactions with customers and counter parties, we may rely on information furnished to us by or on behalf of our customers, including the financial information from which we create our credit assessments. We may also rely on customer representations as to the accuracy and completeness of customer supplied information. Any relevant changes in this information may not be made available to us. The information that we have gathered may not be sufficient to create a complete customer risk profile. Because we rely on such customer supplied information, some or all of certain customers’ risk profiles may be wilfully or inadvertently wrong or misleading, which may lead us to enter into transactions that may adversely affect our financial condition and results of operations.

12. *The implementation of our KYC norms as well as our measures to prevent money laundering may not be completely effective, which could adversely affect our reputation and in turn have an adverse impact on our business and results of operations.*

Our implementation of anti-money laundering measures required by the RBI, including KYC policies and the adoption of anti-money laundering and compliance procedures in all our branches, may not be completely effective. There can be no assurance that certain of our customers will not indulge in money laundering activities advertently misusing our business channels. If we were identified to be associated with money laundering operations, our reputation may be adversely affected, which in turn could have an adverse impact on our business and results of operations.

13. *Our customer base comprises entirely of individual borrowers who generally are more likely to be affected by declining economic conditions than large corporate borrowers. Any decline in the repayment capabilities of our borrowers, may result in increase in defaults, thereby adversely affecting our business and financial condition.*

Individual borrowers typically are less financially resilient than large corporate borrowers, and as a result, they are typically more adversely affected by declining economic conditions. In addition, a significant majority of our customer base belongs to the low to medium income group. Furthermore, unlike many developed economies, a nationwide credit bureau has only recently become operational in India, so there is less financial information available about individuals, particularly our focus customer segment of the low to medium income group. It is therefore difficult to carry out precise credit risk analyses on our customers. While we follow certain procedures to evaluate the credit profile of our customers before we sanction a loan, we generally rely on the quality of the pledged gold rather than on a stringent analysis of the credit profile of our customers. Although we believe that our risk management controls are sufficient, we cannot be certain that they will continue to be sufficient or that additional risk management policies for individual borrowers will

not be required. Failure to maintain sufficient credit assessment policies, particularly for individual borrowers, could adversely affect our loan portfolio, which could in turn have an adverse effect on our financial condition and results of operations.

14. *Since we handle high volumes of cash and gold jewelry in a dispersed network of branches, we are exposed to operational risks, including employee negligence, fraud, petty theft, burglary and embezzlement, which could harm our results of operations and financial position.*

As of December 31, 2023, we held cash balance of ₹ 56,424.62 thousand and gold jewellery of 1.17 tons, respectively. Our gold loan transactions involve handling significant volumes of cash and gold jewellery at our branch offices. Large cash and gold jewellery transactions expose us to the risk of fraud or negligence by employees, agents, customers or third parties, theft, burglary and misappropriation or unauthorised transactions by our employees. Our insurance policies, security systems and measures undertaken to detect and prevent these risks may not be sometimes, sufficient to prevent or deter such activities in all cases, which may adversely affect our operations and profitability. For the period ended December 31, 2023 please see below details:

Particulars	No. of cases	Amount (₹ in thousands)	No of cases after recovery	Amount after recovery (₹ in thousands)
Internal Fraud	9	71,745.67	9	60,565.72
Spurious gold	15	20,080.01	15	15,865.04
Theft/Burglary	Nil	Nil	Nil	Nil
Total	24	91,825.68	24	76,430.76

Further, we may be subject to regulatory or other proceedings in connection with any unauthorized transaction, fraud or misappropriation by our representatives and employees, which could adversely affect our goodwill. The nature and size of the items provided as collateral allow these items to be misplaced or misdelivered, which may have a negative impact on our operations and result in losses.

15. *This Draft Prospectus includes certain unaudited financial information, which has been subjected to limited review, in relation to our Company. Reliance on such information should, accordingly, be limited.*

This Draft Prospectus includes certain unaudited financial information, which has been subjected to limited review by our Statutory Auditors, in relation to our Company. This Draft Prospectus includes Unaudited Financial Results in relation to our Company for the nine-month period December 31, 2023, in respect of which the Auditors have issued the limited review report dated February 7, 2024. As the limited review financial information prepared by our Company in accordance with Regulation 52 of the SEBI LODR Regulations have been subject only to a limited review and as described in Standard on Review Engagements (SRE) 2410, “Review of Interim Financial Information” Performed by the Independent Auditor of the Entity” issued by the ICAI. Any reliance by prospective investors on such limited review financial information for the nine-months period ended December 31, 2023 should, accordingly, be limited.

Any financial results published in the future may not be consistent with past performance. Accordingly, prospective investors should rely on their independent examination of our financial position and results of operations, and should not place undue reliance on, or base their investment decision solely on the financial information included in this Draft Prospectus.

16. *Our Company is subject to queries raised by SEBI. Non-compliance with observations made by SEBI in respect of these queries could expose us to penalties and restrictions.*

There have been instances where the SEBI has raised some queries or clarifications on the issue of non-convertible debentures by the Company on private placement basis. The Company believes that they have provided adequate responses to the queries raised by SEBI, however, the Company has not received any intimation from SEBI in furtherance of the responses provided, and there has been no indication from SEBI regarding the closure of the queries raised. Whilst we have responded to SEBI and addressed such observations, there can be no assurance that SEBI would not make similar or other observations, including divergences, in the future. If we are unable to resolve such deficiencies and other matters to SEBI’s satisfaction, we could be exposed to penalties and restrictions, and our ability to conduct our business may be adversely affected.

One such query was raised by SEBI vide its letter dated October 19, 2020, wherein it was observed that certain allotment/transfer of debentures were made by the Company within 6 months from the date of allotment of such debentures to more than 200 people in a financial year. In respect of the same, SEBI demanded an explanation as to how

such allotments were not public offers in terms of Section 25 and 42 of the Companies Act, 2013 and other applicable laws. The Company vide its letter dated October 23, 2020, clarified that such allotments were not made to more than 200 people in a single financial year and that such securities were not offered for sale to the public nor did the Company issue any public documents in respect of the same along with requisite documents. Further to the reply provided by the Company, SEBI has sent a letter dated January 12, 2024 whereunder certain documents were requested. The Company has shared the requisite documents with SEBI by way of multiple emails on January 29, 2024.

- 17. *We are subject to the risk of fraud by our employees and customers. Our lending operations involve significant amounts of cash collection which may be susceptible to loss or misappropriation or fraud by our employees. Specifically, employees operating in remote areas may be susceptible to criminal elements which may adversely affect our business, operations and ability to recruit and retain employees.***

We are exposed to the risk of fraud and other misconduct by employees and customers. While we carefully recruit all of our employees and screen all our employees who are responsible for disbursement of gold loans and custody of gold, there could be instances of fraud with respect to gold loans and cash related misappropriation by our employees. We are required to report cases of internal fraud to the RBI, which may take appropriate action. We have also filed police complaints alleging fraud and misappropriation of gold by our employees in the past. We cannot guarantee that such acts of fraud will not be committed in the future, and any such occurrence of fraud would adversely affect our reputation, business and results of operations.

Our lending and collection operations involve handling of significant amounts of cash, including collections of instalment repayments in cash which is the norm in the finance industry. Large amounts of cash collection expose us to the risk of loss, fraud, misappropriation or unauthorised transactions by our employees responsible for dealing with such cash collections. While we obtain insurance coverage including fidelity coverage and coverage for cash in safes and in transit and undertake various measures to detect and prevent any unauthorised transactions, fraud or misappropriation by our employees, these measures may not be sufficient to prevent or deter such activities in all cases, which may adversely affect our business operations and financial condition. In addition, we may be subject to regulatory or other proceedings in connection with any such unauthorised transaction, fraud or misappropriation by our agents or employees, which could adversely affect our goodwill, business prospects and future financial performance.

Further, our employees operating in remote areas may be particularly susceptible to criminal elements as they are involved in cash collection and transportation due to lack of local banking facilities. In the event of any such adverse incident our ability to continue our operations in such areas will be adversely affected and our employee recruitment and retention efforts may be affected, thereby affecting our expansion plans. In addition, if we determine that certain areas of India pose a significantly higher risk of crime or political strife and instability, our ability to operate in such areas will be adversely affected.

- 18. *We are subject to the risk of unknowingly receiving stolen goods as collateral from customers which may result in loss of collateral for the loan disbursed.***

We have a policy in place to satisfy ownership of the gold jewellery and have taken adequate steps to ensure that the KYC guidelines stipulated by RBI are followed and due diligence of the customer is undertaken prior to the disbursement of loans. However, in the event that we unknowingly receive stolen goods as collateral from a customer, the goods can be seized by authorities. Once seized by the authorities, gold items will be stored in court storage facilities without a surety arrangement. No recourse is generally available to our Company in the event of such seizure, except the recovery of the loss from the customer. Any seizure of the gold ornaments by the authorities shall result in us losing the collateral for the loan disbursed and could adversely affect our reputation, business and results of operations.

- 19. *Our insurance may not be adequate to protect us against all potential losses to which we may be subjected to and if we were to incur a significant liability for which we were not fully insured, it could adversely affect our business, results of operations and financial conditions.***

We maintain bankers' indemnity cover and insurance cover for our gold stock and cash with our branches and cash and gold in transit, against burglary, theft, loss or damage by fire as well as against natural calamities including earthquake and floods. As on December 31, 2023, our Company has an insurance cover comprising (a) New India Bharat Laghu Udayam Suraksha Policy cover amounting to ₹ 47,38,600 thousand for all branches (b) burglary insurance for coverage of furniture, fixtures and other assets relating to information technology amounting to ₹ 46,38,600 thousand; (c) Fidelity Guarantee cover amounting to ₹ 50,000 thousand; (d) money insurance policy amounting to ₹ 30,000 thousand; and (e) policy for commercial general liability products amounting to ₹ 10,000 thousand.

While we exercise due care in taking out adequate cover, given the nature of fluctuating gold prices, the amount of our insurance coverage may be less than the replacement cost of all covered property and may not be sufficient to cover all financial losses that we may suffer should a risk materialise. There are many events that could significantly affect our operations, or expose us to third party liabilities, for which we may not be adequately insured. If we were to incur a significant liability for which we were not fully insured, it could adversely affect our business, results of operations and financial condition.

20. *System failures or inadequacy and security breaches in computer systems may adversely affect our operations and result in financial loss, disruption of our businesses, regulatory intervention or damage to our reputation.*

We are vulnerable to risks arising from the failure of employees to adhere to approved procedures, failures of security systems, computer system disruptions, communication systems failure and data interception during transmission through external communication channels and networks. Failure to prevent or detect such breaches in security or data and communications errors may adversely affect our operations.

Despite our internal controls, policies and procedures, certain matters such as fraud and embezzlement cannot be eliminated entirely given the cash nature of our business. If we fail to maintain and continue to enhance our internal controls, policies and systems, we may be unable to prevent fraud, security breaches or system failures.

Our business is increasingly dependent on our ability to process, on a daily basis, a large number of transactions. Our financial, accounting or other data processing systems may fail to operate properly or become disabled as a result of events that are wholly or partially beyond our control, including a disruption of electrical or communications services. If any of these systems do not operate properly or are disabled, or if there are other shortcomings or failures in our internal processes or systems, financial loss, disruption of our business, regulatory intervention or damage to our reputation may result. In addition, our ability to conduct business may be adversely affected by a disruption in the infrastructure that supports our businesses and the localities in which we are located. Our operations also rely on the secure processing, storage and transmission of confidential and other information in our computer systems and networks. Our computer systems, software and networks may be vulnerable to unauthorized access, computer viruses or other malicious code and other events that could compromise data integrity and security. Constant connectivity between our branches across India and our Corporate Office is key to the functioning of our business. Each of our branches accesses the corporate data centre through the Internet, and all data is stored centrally in the corporate data centre. Our disaster recovery system is fully operational, and we continue to engage in technical exercises to test and improve our disaster plan.

21. *We are subjected to supervision and regulation by the RBI as a NBFC Base Layer, and changes in RBI's regulations governing us could adversely affect our business.*

We are subject to the RBI's guidelines on financial regulation of NBFCs, including capital adequacy, exposure and other prudential norms. The RBI also regulates the credit flow by banks to NBFCs and provides guidelines to commercial banks with respect to their investment and credit exposure norms for lending to NBFCs. The RBI's regulations of NBFCs could change in the future which may require us to restructure our activities, incur additional cost or could otherwise adversely affect our business and our financial performance. Through the Master Directions, RBI has amended the regulatory framework governing NBFCs to address concerns pertaining to risks, regulatory gaps and arbitrage arising from differential regulations and aims to harmonise and simplify regulations to facilitate a smoother compliance culture among NBFCs.

Even though the RBI, has not provided for any restriction on interest rates that can be charged by non-deposit taking NBFCs, there can be no assurance that the RBI and/or the Government will not implement regulations or policies, including policies or regulations or legal interpretations of existing regulations, relating to or affecting interest rates, taxation, inflation or exchange controls, or otherwise take action, that could have an adverse effect on non-deposit taking NBFCs. In addition, there can be no assurance that any changes in the laws and regulations relative to the Indian financial services industry will not adversely impact our business.

22. *We may not be able to recover the full loan amount, and the value of the collateral may not be sufficient to cover the outstanding amounts due under defaulted loans. Failure to recover the value of the collateral could expose us to a potential loss, thereby adversely affect our financial condition and results of operations.*

We extend loans secured by gold jewellery provided as collateral by the customer. An economic downturn or sharp downward movement in the price of gold could result in a fall in collateral value. In the event of any decrease in the price of gold, customers may not repay their loans and the value of collateral gold jewellery securing the loans may

decrease significantly in value, resulting in losses which we may not be able to support. Although we use a technology-based risk management system and follow strict internal risk management guidelines on portfolio monitoring, which include periodic assessment of loan to security value on the basis of conservative market price levels, limits on the amount of margin, ageing analysis and predetermined loan closure call thresholds, no assurance can be given that if the price of gold decreases significantly, our financial condition and results of operations would not be adversely affected. The impact on our financial position and results of operations of a hypothetical decrease in gold values cannot be reasonably estimated because the market and competitive response to changes in gold values is not pre-determinable.

Additionally, we may not be able to realise the full value of our collateral, due to, among other things, defects in the quality of gold or wastage on melting gold jewellery into gold bars though the adequate systems in place like periodical verification of the pledged jewellery by the gold inspectors and employing well trained staff and large segment of the borrowers being repeat customers. In case of a default, we typically sell the collateral gold jewellery through auctions primarily to jewellers however there can be no assurance that we will be able to sell such gold jewellery at prices sufficient to cover the amounts under default. Furthermore, enforcing our legal rights by litigating against defaulting customers is generally a slow and potentially expensive process in India. Accordingly, it may be difficult for us to recover amounts owed by defaulting customers in a timely manner or at all.

We may also be affected by failure of employees to comply with internal procedures and inaccurate appraisal of credit or financial worth of our clients in spite of the periodical verification of the pledged ornaments by gold inspectors and specified interval inspection and auditing by internal auditors. Failure by our employees who are experienced and trained, to properly appraise the value of the collateral provides us with no recourse against the borrower and the loan sanction may eventually result in a bad debt on our books of accounts. In the event we are unable to check the risks arising out of such lapses, our business and results of operations may be adversely affected.

23. *Any downgrade in our credit ratings could increase borrowing costs and adversely affect our access to capital and lending markets and could also affect our interest margins, business, results of operations and financial condition.*

The cost and availability of capital is also dependent on our short term and long-term credit ratings. Acuité vide their rating letter dated February 29, 2024, have assigned the rating of “ACUITE BBB-” with a stable outlook for an amount of ₹5,00,000 thousand. Further, Acuité provided the rating of “ACUITE BBB-” with a stable outlook vide rating letter dated October 17, 2023 for an amount of ₹15,00,000 thousand which was reaffirmed by Acuité vide rating letter dated February 29, 2024, for the NCDs proposed to be issued pursuant to this Issue. Ratings reflect a rating agency’s opinion of our financial strength, operating performance, strategic position, and ability to meet our obligations. Any downgrade of our credit ratings would increase borrowing costs and constrain our access to debt and bank lending markets and, as a result, would adversely affect our business. In addition, downgrades of our credit ratings could increase the possibility of additional terms and conditions being added to any new or replacement of financing arrangements. For details regarding ratings received by our Company, please see “Our Business – Credit Ratings” on page 90.

24. *We may experience difficulties in expanding our business into additional geographical markets in India, which may adversely affect our business prospects, financial conditions and results of operations.*

While the gold loans markets in the south Indian states of Kerala, Tamil Nadu, Karnataka, Andhra Pradesh, Telangana, Odisha remains and is expected to remain our primary strategic focus, we also evaluate attractive growth opportunities in other regions in India and have expanded our operations in the eastern and western states of India. We may not be able to leverage our experience in the states that we are currently present in, in order to expand our operations in other regions, should we decide to further expand our operations. Factors such as competition, culture, regulatory regimes, business practices and customs, customer attitude, sentimental attachments towards gold jewellery, behaviour and preferences in these cities where we may plan to expand our operations may differ from those in south Indian states of Kerala, Tamil Nadu, Karnataka, Andhra Pradesh, Telangana, Odisha and our experience in these states may not provide us with benefits in other geographies. In addition, as we enter new markets and geographical areas, we are likely to compete not only with other large banks and financial institutions in the gold loan business, but also the local unorganised or semi-organised lenders, who are more familiar with local conditions, business practices and customs, have stronger relationships with customers and may have a more established brand name within local communities.

If we plan to further expand our geographical footprint, our business may be exposed to various additional challenges, including obtaining necessary governmental approvals, identifying and collaborating with local business partners with whom we may have no previous working relationship; successfully gauging market conditions in new markets; attracting potential customers; being susceptible to local laws in new geographical areas of India; and adapting our marketing strategy and operations to suit regions where different languages are spoken. Our inability to expand our current

operations in additional geographical markets may adversely affect our growth, business prospects, financial conditions and results of operations.

- 25. *Our ability to borrow from various banks may be restricted on account of guidelines issued by the RBI imposing restrictions on banks in relation to their exposure to NBFCs. Any limitation on our ability to borrow from such banks may increase our cost of borrowing, which could adversely impact our growth, business and financial condition.***

Under RBI Master Circular DBR.BP.BC.No.5/21.04.172/2015-16 on bank finance to NBFCs issued on July 1, 2015, the exposure (both lending and investment, including off balance sheet exposures) of a bank to a single NBFC engaged in lending against collateral of gold jewellery (i.e., such loans comprising 50% or more of its financial assets) should not exceed 7.5% of its capital funds. Banks may, however, assume exposures on a single NBFC up to 12.5% of their capital funds, provided the exposure in excess of 7.5% is on account of funds on-lent by the NBFC to the infrastructure sector. Further, banks may also consider fixing internal limits for their aggregate exposure to all NBFCs put together and should include internal sub-limit to all NBFCs providing Gold Loans (i.e., such loans comprising 50% or more of their financial assets), including us. This limits the exposure that banks may have on NBFCs such as us, which may restrict our ability to borrow from such banks and may increase our cost of borrowing, which could adversely impact our growth, business and financial condition.

- 26. *We have introduced new products and services and we cannot assure you that such products and services will be profitable in the future.***

Our Company has decided to expand these services to other cities and state and have incurred certain costs to expand these services and we cannot assure you that such expansion will be successful, whether due to factors within or outside of our control, such as general economic conditions, a failure to understand customer demand and market requirements or management focus.

We have limited experience in offering such products and as a result, we may not be able to put together proper processes to accurately assess and manage the credit quality, which may lead to inaccurate appraisal of pledged gold. Further, introduction of such scheme involves rigorous training to our employees and there is no guarantee that the gold ornaments will be appraised accurately in set-ups which are unfamiliar to our employees each time. Inaccurate appraisal of gold content, by our workforce may result in the gold ornament being overvalued and pledged for a loan that is higher in value than the actual value of gold content, which could adversely affect our reputation and business. We also run the risk of spurious gold being incorrectly assessed and approved for disbursement.

Further, these operations may be accompanied by operating and marketing challenges that may be different from those we have previously encountered. In addition, if we fail to successfully offer our new products and services in an increasingly competitive market, we may not be able to capture the growth opportunities associated with them or recover the development and marketing costs, and our future results of operations and growth strategies could be adversely affected.

- 27. *Attrition rate in our business is quite high and in order to be successful, we must attract, retain and motivate key employees, and failure to do so could adversely affect our business. Failure to hire key executives or employees could have a significant impact on our operations.***

In order to be successful, we are required to attract, train, motivate and retain highly skilled employees, especially branch managers and gold assessment technical personnel. If we cannot hire additional personnel or retain existing qualified personnel, our ability to expand our business will be impaired and our revenue could decline. Hiring and retaining qualified and skilled managers and sales representatives are critical to our future, and competition for experienced employees in the gold loan industry can be intense. In addition, we may not be able to hire and retain enough skilled and experienced employees to replace those who leave or may not be able to re-deploy and retain our employees to keep pace with continuing changes in technology, evolving standards and changing customer preferences. The failure to hire key executives or employees could have a significant impact on our operations.

- 28. *We have entered into transactions with related parties in the past. Any transaction with related parties may involve conflicts of interest.***

We have entered into transactions with several related parties in the past. We can give no assurance that we could not have achieved more favourable terms had such transactions not been entered into with related parties. Furthermore, it is likely that we will enter into related party transactions in the future. There can be no assurance that such transactions, individually or in aggregate, will not have an adverse effect on our financial condition and results of operations. The

transactions we have entered into and any future transactions with our related parties have involved or could potentially involve conflicts of interest.

29. *We are required to comply with the requirements of certain labour laws which may impose additional costs on us.*

Our branches are required to be registered under the relevant shops and establishments laws and verifications under Standards of Weights and Measures Act, 1976 of the states in which they are located. The shops and establishment laws regulate various employment conditions, including working hours, holidays, leave and overtime compensation. If we fail to obtain or retain any of these approvals, exemptions or licenses, or renewals thereof, in a timely manner, or at all, our business may be adversely affected. If we fail to comply, or a regulator claims we have not complied, with any conditions, our certificate of registration may be suspended or cancelled, and we may not be able to carry on such activities.

In addition, our employees are required to be registered under the provisions of certain labour laws such as the Employees' State Insurance Act, 1948, the Payment of Gratuity Act, 1972, the Employees Provident Fund and Miscellaneous Provisions Act, 1952 and state labour laws in the states where we have our offices and branches. We are also required to maintain certain records under the provisions of these laws, which add to our costs. If we are subject to penalties under these labour laws or if we do not obtain the requisite approvals, our business, financial condition and results of operations may be adversely affected.

30. *Our inability to obtain, renew or maintain our statutory and regulatory permits and approvals required to operate our business may have a material adverse effect on our business, financial condition and results of operations.*

NBFCs in India are subject to strict regulations and supervision by the RBI. In addition to the numerous conditions required for the registration as a NBFC with the RBI, we are required to maintain certain statutory and regulatory permits and approvals for our business. In the future, we will be required to renew such permits and approvals and obtain new permits and approvals for any proposed operations. There can be no assurance that the relevant authorities will issue any of such permits or approvals in the time frame anticipated by us or at all. Failure on our part to renew, maintain or obtain the required permits or approvals may result in the interruption of our operations and may have a material adverse effect on our business, financial condition and results of operations.

In addition, our branches are required to be registered under the relevant shops and establishments laws of the states in which they are located. The shops and establishment laws regulate various employment conditions, including working hours, holidays and leave and overtime compensation. If we fail to obtain or retain any of these approvals or licenses, or renewals thereof, in a timely manner, or at all, our business may be adversely affected. If we fail to comply, or a regulator claims that we have not complied, with any of these conditions, our certificate of registration may be suspended or cancelled, and we shall not be able to carry on such activities.

31. *All our branch premises are acquired on lease. Any termination of arrangements for lease of our branches or our failure to renew the same in a favourable, timely manner, could adversely affect our business and results of operations.*

As on December 31, 2023, we had 277 branches in 8 states. All our Branches are located on leased premises. If any of the owners of these premises does not renew an agreement under which we occupy the premises, attempts to evict us or seeks to renew an agreement on terms and conditions non-acceptable to us, we may suffer a disruption in our operations or increased costs, or both, which may adversely affect our business and results of operations.

Further, some of our lease deeds for our properties may not be registered and further some of our lease deeds may not be adequately stamped and consequently, may not be accepted as evidence in a court of law and we may be required to pay penalties for inadequate stamp duty. Further, we may not be able to assess or identify all risks and liabilities associated with any properties, such as faulty or disputed title, unregistered encumbrances or adverse possession rights, improperly executed, unregistered or insufficiently stamped instruments, or other defects that we may not be aware of.

32. *We rely significantly on our management team, our Key Managerial Personnel and our ability to attract and retain talent. Loss of any member from our management team or that of our Key Managerial Personnel may adversely affect our business and results of operation.*

We rely significantly on our core management team which oversees the operations, strategy and growth of our businesses. Our Key Managerial Personnel have been integral to our development. Our success is largely dependent on our management team which ensures the implementation of our strategy. If one or more members of our management

team are unable or unwilling to continue in their present positions, they may be difficult to replace, and our business and results of operation may be adversely affected.

33. *We may not be able to maintain our current levels of profitability due to increased costs or reduced spreads.*

Our business involves a large volume of small-ticket size loans and requires manual operational support. Hence, we require dedicated staff for providing our services. In order to grow our portfolio, our expanded operations will also increase our manpower requirements and push up operational costs. Our growth will also require a relatively higher gross spread, or margin, on the consumer lending products we offer in order to maintain profitability. There can be no assurance that we will be able to maintain our current levels of profitability if the gross spreads on our consumer lending products were to reduce substantially, which could adversely affect our results of operations.

34. *A decline in our capital adequacy ratio could restrict our future business growth.*

All non-deposit taking NBFCs are required to maintain a minimum capital adequacy ratio, consisting of Tier I capital of their aggregate risk weighted assets on balance sheet and risk adjusted value of off-balance sheet items. Further, RBI has introduced minimum Tier I Capital requirement of 12% of aggregate risk weighted assets of on-balance sheet and of risk adjusted value of off-balance sheet items to be effective from April 1, 2014 for NBFCs primarily for whom loans against gold jewellery comprise more than 50% of their financial assets, including us. Our capital adequacy ratio as compared to the RBI stipulated minimum requirement of 12% is, 12.92%, 12.67%, 13.64% and 12.71 % for Fiscal 2023, 2022, 2021 and for the nine-month period ended December 31, 2023 respectively. If we continue to grow our loan portfolio and asset base, we will be required to raise additional Tier I Capital in order to continue to meet applicable capital adequacy ratios with respect to our business. There can be no assurance that we will be able to raise adequate additional capital in the future on terms favourable to us or at all and this may adversely affect the growth of our business. Failure to maintain adequate capital adequacy ratio or Tier I Capital may adversely affect the growth of our business. Further, any regulatory change in capital adequacy requirements imposed by the RBI may have an adverse effect on our results of operation.

35. *If we fail to maintain effective internal control over financial reporting in the future, the accuracy and timing of our financial reporting may be adversely affected.*

We have taken steps to enhance our internal controls commensurate to the size of our business, primarily through the formation of a designated branch audit and inspection team. However, certain matters such as fraud and embezzlement cannot be eliminated entirely given the cash nature of our business. While we expect to remedy such issues, we cannot assure you that we will be able to do so in a timely manner, which could impair our ability to accurately and timely report our financial position, results of operations or cash flows.

36. *Our ability to assess, monitor and manage risks inherent in our business differs from the standards of some of our counterparts in India and in some developed countries. Inability to effectively manage our risk management systems can adversely affect our business, financial condition and results of operation.*

We are exposed to a variety of risks, including liquidity risk, interest rate risk, credit risk, operational risk and legal risk. The effectiveness of our risk management is limited by the quality and timeliness of available data.

Our hedging strategies and other risk management techniques may not be fully effective in mitigating our risks in all market environments or against all types of risk, including risks that are unidentified or unanticipated. Some methods of managing risks are based upon observed historical market behavior. As a result, these methods may not predict future risk exposures, which could be greater than the historical measures indicated. Other risk management methods depend upon an evaluation of information regarding markets, customers or other matters. This information may not in all cases be accurate, complete, current, or properly evaluated. Management of operational, legal or regulatory risk requires, among other things, policies and procedures to properly record and verify a number of transactions and events. Although we have established these policies and procedures, they may not be fully effective.

Our future success will depend, in part, on our ability to respond to new technological advances and evolving NBFC and gold loan sector standards and practices on a cost-effective and timely basis. The development and implementation of such technology entails significant technical and business risks. There can be no assurance that we will successfully implement new technologies or adapt our transaction-processing systems to customer requirements or evolving market standards and any failure to do so can adversely affect our business, financial condition and results of operation.

37. *Our internal procedures, on which we rely for obtaining information on our customers and loan collateral, may be deficient and result in business losses.*

We rely on our internal procedures for obtaining information on our customers and loan collateral provided. In the event of lapses or deficiencies in our procedures or in their implementation, we may be subject to business or operational risk. For example, in the event that we unknowingly receive spurious gold ornaments, we may not receive any value for such collateral at the time of an auction or where stolen goods are received as collateral from a customer where the stolen goods can be seized by the authorities, under law and once seized by the authorities, gold items will be stored in court storage facilities without a surety arrangement unless released to the Company from safe custody, upon a specific order. No recourse will generally be available to the Company in the event of such seizure, except the recovery of the loss from the customer.

38. *We may not be able to detect money-laundering and other illegal or improper activities fully or on a timely basis, which could expose us to additional liability and harm our business or reputation.*

We are required to comply with applicable anti-money-laundering, anti-terrorism laws and other applicable regulations in India. We, in the course of our operations, run the risk of failing to comply with the prescribed KYC procedures and the consequent risk of fraud and money laundering by dishonest customers despite putting in place systems and controls to prevent the occurrence of these risks. In our pursuit of business, we run the risk of inadvertently offering our financial products and services ignoring customer suitability and appropriateness despite having a Board approved customer suitability policy and associated processes in place. To the extent the Company fails to fully comply with applicable laws and regulations, the relevant government agencies to which the Company reports have the power and authority to impose fines and other penalties. In addition, the Company's business and reputation could suffer if customers use the Company for money-laundering or illegal or improper purposes. Any potential penalties or liabilities imposed by the relevant regulators on such matters may adversely affect the Company's financial condition and results of operations.

39. *We may not be able to adequately protect our trademarks.*

Our trademark "ICL FINCORP" is registered with the Registrar of Trademarks in India with a validity till February 5, 2030. Any use of "ICL FINCORP" or similar trade names by third parties may result in loss of our business to such third parties and any potential negative publicity relating to such third parties may adversely affect our reputation, the goodwill of our brand and business prospects.

Any unauthorized or inappropriate use of our brand, trademarks and domain names by others, in their corporate names or product brands or otherwise could harm our brand image, competitive advantages and business and dilute or harm our reputation and brand recognition. If a dispute arises with respect to any of our intellectual property rights or proprietary information, we will be required to produce evidence to defend or enforce our claims, and we may become party to litigation, which may strain our resources and divert the attention of our management. We cannot assure you that any infringement claims that are material will not arise in the future or that we will be successful in defending any such claims when they arise.

Our efforts to protect our intellectual property or proprietary information and the measures we take to identify potential infringement of our intellectual property may not be adequate to detect or prevent infringement, misappropriation or unauthorized use. Any such misappropriation or duplication of our name, registered/ official addresses, corporate logos or other intellectual property or proprietary information may disrupt our business, distract management and employees, reduce revenues and increase expenses.

40. *We continue to be controlled by our Promoter and they will continue to have the ability to exercise significant control over us. We cannot assure you that exercise of control by our Promoter will always favour our best interest.*

Our Promoters hold 44.97% of our total outstanding paid-up Equity Shares as on the date of this Draft Prospectus. Our Promoter exercise significant control over us, including being able to control the composition of our Board and determine matters requiring shareholder approval or approval of our Board. Our Promoter may take or block actions with respect to our business, which may conflict with our interests. By exercising their control, our Promoter could delay, defer or cause a change of our control or a change in our capital structure, delay, defer or cause a merger, consolidation, takeover or other business combination involving us, discourage or encourage a potential acquirer from making a tender offer or otherwise attempting to obtain control of us which may not favour our best interest.

41. Our business and activities may be regulated by the Competition Act, 2002.

The Competition Act, 2002 (the “**Competition Act**”) seeks to prevent business practices that have a material adverse effect on competition in India. Under the Competition Act, any arrangement, understanding or action in concert between enterprises, whether formal or informal, which causes or is likely to cause a material adverse effect on competition in India is void and attracts substantial monetary penalties. Any agreement that directly or indirectly determines purchase or sale prices, limits or controls production, shares the market by way of geographical area, market, or number of customers in the market is presumed to have a material adverse effect on competition. Provisions of the Competition Act relating to the regulation of certain acquisitions, mergers or amalgamations which have a material adverse effect on competition and regulations with respect to notification requirements for such combinations came into force on June 1, 2011. The effect of the Competition Act on the business environment in India is unclear. If we are affected, directly or indirectly, by the application or interpretation of any provision of the Competition Act, or any enforcement proceedings initiated by the Competition Commission of India, or any adverse publicity that may be generated due to scrutiny or prosecution by the Competition Commission of India, it may have a material adverse effect on our business, prospects, results of operations, cash flows and financial condition.

42. The bankruptcy code in India may affect our rights to recover loans from borrowers.

The Insolvency and Bankruptcy Code, 2016 (“**Bankruptcy Code**”) was notified on August 5, 2016. The Bankruptcy Code offers a uniform and comprehensive insolvency legislation encompassing all companies, partnerships and individuals (other than financial firms). It allows creditors to assess the viability of a debtor as a business decision and agree upon a plan for its revival or a speedy liquidation. The Bankruptcy Code creates a new institutional framework, consisting of a regulator, insolvency professionals, information utilities and adjudicatory mechanisms, which will facilitate a formal and time-bound insolvency resolution and liquidation process. In case insolvency proceedings are initiated against a debtor to our Company, we may not have complete control over the recovery of amounts due to us. Under the Bankruptcy Code, upon invocation of an insolvency resolution process, a committee of creditors is constituted by the interim resolution professional, wherein each financial creditor is given a voting share proportionate to the debts owed to it. Bankruptcy Code provides a 180-day timeline which may be extended by 90 days when dealing with insolvency resolution applications. Subsequently, the insolvency resolution plan prepared by the insolvency professionals has to be approved by 66% of voting share of financial creditors, which requires sanction by the adjudicating authority and, if rejected, the adjudicating authority will pass an order for liquidation. Any resolution plan approved by committee of creditors is binding upon all creditors, even if they vote against it. In case a liquidation process is opted for, the Bankruptcy Code provides for a fixed order of priority in which proceeds from the sale of the debtor’s assets are to be distributed. Before sale proceeds are distributed to a secured creditor, they are to be distributed for the costs of the insolvency resolution and liquidation processes, debts owed to workmen and other employees rank at par with those owed to secured creditors, and thereafter the debts owed to unsecured creditors shall be paid. Further, under this process, dues owed to the Central and State Governments rank at par with those owed to secured creditors for any amount unpaid following the separate enforcement of security interest. Moreover, other secured creditors may decide to opt out of the process, in which case they are permitted to realise their security interests in priority. Accordingly, if the provisions of the Bankruptcy Code are invoked against any of the borrowers of our Company, it may affect our Company’s ability to recover our loans from the borrowers and enforcement of our Company’s rights will be subject to the Bankruptcy Code.

Further, the GoI vide notification dated March 24, 2020 (“**Notification**”) has amended section 4 of the Bankruptcy Code due the lingering impact of the COVID-19 pandemic. Pursuant to the said Notification, GoI has increased the minimum amount of default under the insolvency matters from ₹1,00,000 to ₹1,00,00,000. Therefore, the ability of our Company to initiate insolvency proceedings against the defaulters where the amount of default in an insolvency matter is less than ₹1,00,00,000 may impact the recovery of outstanding loans and profitability of our Company.

43. Some of our secretarial records are not traceable.

The secretarial records for certain past allotments of Equity Shares and Increase in Authorised Equity Share Capital made by our Company, and changes in relation to the name of our Company, could not be traced as the relevant information was not available in the records maintained by our Company, at the MCA Portal maintained by the Ministry of Corporate Affairs and the RoC, despite conducting searches.

While no legal proceedings or regulatory actions have been initiated against our Company in relation to untraceable secretarial and other corporate records and documents as of the date of this Draft Prospectus, we cannot assure you that such legal proceedings or regulatory actions will not be initiated against our Company in future.

44. Our Company and Subsidiary are subject to certain legal proceedings and any adverse decision in such proceedings may have a material adverse effect on our business, financial condition and results of operations.

Our Company and our Subsidiary are subject to certain legal proceedings including civil suits, statutory and regulatory proceedings, recovery proceedings etc. We incur cost in defending these proceedings before a court of law. Moreover, we are unable to assure you that we shall be successful in any or all of these actions. In the event we suffer any adverse order, our reputation may suffer and may have an adverse impact on our business and results of operations. Further, our Company and the Subsidiary has initiated certain criminal proceeding against few of our employees and third parties in relation to our business operations. Any adverse decision in such proceedings may have a material adverse effect on our business and results of operations.

A summary of the outstanding proceedings involving our Company, Subsidiaries, Directors, Promoter and Group Companies in accordance with requirements under the SEBI NCS Regulations, as disclosed in this Draft Prospectus, to the extent quantifiable, have been set out below:

Name	Criminal Proceedings	Tax Proceedings	Statutory or Regulatory Proceedings	Disciplinary actions by the SEBI or Stock Exchanges	Material Civil Litigations	Aggregate amount involved (in ₹)
Company						
By the Company	48	Nil	Nil	Nil	Nil	9,82,63,568
Against the Company	Nil	Nil	Nil	Nil	Nil	Nil
Directors						
By the Directors	Nil	Nil	Nil	Nil	Nil	Nil
Against the Directors	Nil	Nil	Nil	Nil	Nil	Nil
Promoters						
By the Promoters	Nil	Nil	Nil	Nil	Nil	Nil
Against the Promoters	Nil	Nil	Nil	Nil	Nil	Nil
Subsidiaries						
By the Subsidiaries	1	Nil	Nil	Nil	Nil	14,00,000
Against the Subsidiaries	Nil	Nil	Nil	Nil	Nil	Nil

For, further details of the legal proceedings that we are subject to, please see “*Outstanding Litigations*” on page 257.

45. The impact of the COVID-19 pandemic on our business and operations is uncertain and cannot be predicted.

In late 2019, the COVID-19 disease, commonly known as “novel coronavirus”, was first reported in Wuhan, China. On January 30, 2020, the World Health Organization declared the COVID-19 outbreak a “Public Health Emergency of International Concern” and on March 11, 2020 it was declared a pandemic. However, with the advent of vaccines, the pandemic is slowly being brought in control and the number of cases are declining and expected to come down further in the coming months. We continue to monitor developments closely. As on the date of this Draft Prospectus the covid situation in the Company is well in control and the operations are in full swing.

Risks Pertaining to this Issue

46. Changes in interest rates may affect the price of our NCDs which frequently accompany inflation and/or a growing economy, are likely to have a negative effect on the price of our NCDs.

All securities where a fixed rate of interest is offered, such as our NCDs, are subject to price risk. The price of such securities will vary inversely with changes in prevailing interest rates, i.e., when interest rates rise, prices of fixed income securities fall and when interest rates drop, the prices increase. The extent of fall or rise in the prices is a function of the existing coupon, days to maturity and the increase or decrease in the level of prevailing interest rates. Increased rates of interest, which frequently accompany inflation and/or a growing economy, are likely to have a negative effect on the price of our NCDs.

47. *We have not independently verified certain industry data in this Draft Prospectus.*

We have not independently verified the data from industry publications contained herein including the Industry Report and although we believe these sources to be reliable, we cannot assure you that they are complete or reliable. Such data may also be produced on a different basis from comparable information compiled with regards to other countries. Therefore, matters relating to India, the Indian economy, as well as NBFCs, the gold loan industry, personal loan industry and MSME loan industry that are included herein are subject to the caveat that the statistical and other data upon which it is based have not been verified by us and may be incomplete, inaccurate or unreliable. Due to possibly flawed or ineffective data collection methods or discrepancies between published information and market practice and other problems, the statistics herein may be inaccurate or may not be comparable to statistics produced elsewhere and should not be unduly relied upon. Further, we cannot assure you that they are stated or compiled on the same basis or with the same degree of accuracy, as the case may be, elsewhere.

48. *You may not be able to recover, on a timely basis or at all, the full value of the outstanding amounts and/or the interest accrued thereon in connection with the NCDs. Failure or delay in recovering the expected value from a sale or disposition of the assets charged as security in connection with the NCDs could expose us to a potential loss.*

Our ability to pay interest accrued on the NCDs and/or the principal amount outstanding from time to time in connection therewith would be subject to various factors inter alia including our financial condition, profitability and the general economic conditions in India and in the global financial markets. We cannot assure you that we would be able to repay the principal amount outstanding from time to time on the NCDs and/or the interest accrued thereon in a timely manner or at all.

Further, in case of NCDs, although our Company will create appropriate security in favour of the Debenture Trustee to the Issue for the Debenture Holders for the NCDs on the assets adequate to ensure 100.00% security cover on the outstanding amounts of the NCDs and interest thereon, the realisable value of the secured assets may be lower than the outstanding principal and/or interest accrued thereon in connection with the NCDs. A failure or delay in recovering the expected value from a sale or disposition of the assets charged as security in connection with the NCDs could expose debenture holders to a potential loss.

49. *There is no assurance that the NCDs issued pursuant to this Issue will be listed on BSE Limited in a timely manner, or at all.*

In accordance with Indian law and practice, permission for listing and trading of the NCDs issued pursuant to this Issue will not be granted until after the NCDs have been issued and allotted. Approval for listing and trading will require all relevant documents authorising the issue of NCDs to be submitted. There could be a failure or delay in listing the NCDs in BSE.

50. *There may be no active market for the NCDs on the retail debt market/capital market segment of the BSE. As a result, the liquidity and market prices of the NCDs may fail to develop and may accordingly be adversely affected.*

There can be no assurance that an active market for the NCDs will develop. If an active market for the NCDs fails to develop or be sustained, the liquidity and market prices of the NCDs may be adversely affected. The liquidity and market prices of the NCDs can be expected to vary with changes in market and economic conditions, our financial condition and prospects and other factors that generally influence market price of NCDs. The market price of the NCDs would depend on various factors *inter alia* including (i) the interest rate on similar securities available in the market and the general interest rate scenario in the country, (ii) the market for listed debt securities, (iii) general economic conditions, and (iv) our financial performance, growth prospects and results of operations. The aforementioned factors may adversely affect the liquidity and market price of the NCDs, which may trade at a discount to the price at which you purchase the NCDs and/or be relatively illiquid.

51. *Our Company may raise further borrowings and charge its assets after receipt of necessary consents from its existing lenders. In such a scenario, the Debenture Holders holding NCDs will rank pari passu with other secured creditors and to that extent, may reduce the amounts recoverable by the Debenture Holders upon our Company's bankruptcy, winding up or liquidation.*

Our Company may, subject to receipt of all necessary consents from its existing lenders and the Debenture Trustee to the Issue, raise further borrowings and charge its assets. Our Company is free to decide the nature of security that may be provided for future borrowings. In such a scenario, the Debenture Holders holding NCDs will rank pari passu with

other creditors and to that extent, may reduce the amounts recoverable by the Debenture Holders upon our Company's bankruptcy, winding up or liquidation.

- 52. *Payments to be made on the NCDs are subordinated to certain taxes and other liabilities preferred by law. In the event of bankruptcy, liquidation or winding up, there may not be sufficient assets of our Company remaining, to pay amounts due on the NCDs.***

The NCDs will be subordinated to certain liabilities preferred by law such as the claims of the Government on account of taxes, and certain liabilities incurred in the ordinary course of our business. In particular, in the event of bankruptcy, liquidation or winding-up, our Company's assets will be available to pay obligations on the NCDs only after all of those liabilities that rank senior to the NCDs have been paid as per Section 327 of the Companies Act, 2013 or Section 53 of the Insolvency and Bankruptcy Code, 2016, as the case maybe. In the event of bankruptcy, liquidation or winding-up, there may not be sufficient assets remaining to pay amounts, due on the NCDs.

- 53. *We cannot guarantee the accuracy or completeness of facts and other statistics with respect to India, the Indian economy and the NBFC, gold loan industry, Personal Loan industry and MSME Loan industry contained in this Draft Prospectus.***

While facts and other statistics in this Draft Prospectus relating to India, the Indian economy as well as the gold loan industry have been based on various publications and reports from agencies that we believe are reliable, we cannot guarantee the quality or reliability of such materials, particularly since there is limited publicly available information specific to the gold loan industry, personal loan industry and MSME loan industry. While we have taken reasonable care in the reproduction of such information, industry facts and other statistics, the same have not been prepared or independently verified by us or any of our respective affiliates or advisors and, therefore we make no representation as to their accuracy or completeness. These facts and other statistics include the facts and statistics included in the chapter titled "*Industry Overview*" beginning on page 58. Due to possibly flawed or ineffective data collection methods or discrepancies between published information and market practice and other problems, the statistics herein may be inaccurate or may not be comparable to statistics produced elsewhere and should not be unduly relied upon. Further, there is no assurance that they are stated or compiled on the same basis or with the same degree of accuracy, as the case may be, elsewhere.

- 54. *The Issuer, being a NBFC is not required to maintain a debenture redemption reserve ("DRR").***

Pursuant to a Ministry of Corporate Affairs notification dated August 16, 2019 amending Section 71 of the Companies Act, 2013 and Rule 18 (7) of the Companies (Share Capital and Debentures) Rules, 2014, an NBFC is not required to maintain DRR for debentures issued through a public issue. Hence, investors shall not have the benefit of reserve funds to cover the re-payment of the principal and interest on the NCDs.

- 55. *The fund requirement and deployment mentioned in the Objects of the Issue have not been appraised by any bank or financial institution.***

We intend to use the proceeds of the Issue, after meeting the expenditures of and related to the Issue, for the purpose of onward lending, financing and for repayment of interest and principal of existing borrowings of our Company. For further details, see "*Objects of the Issue*" beginning on page 47. The fund requirement and deployment are based on internal management estimates and has not been appraised by any bank or financial institution. The management will have significant flexibility in applying the proceeds received by us from the Issue. Further, according to the provisions of the SEBI NCS Regulations, we are not required to appoint a monitoring agency and therefore no monitoring agency has been appointed for this Issue.

External Risk Factors

- 56. *Financial difficulties and other problems in certain financial institutions in India could cause our business to suffer and adversely affect our results of operations.***

We are exposed to the risks of the Indian financial system, which in turn may be affected by financial difficulties and other problems faced by certain Indian financial institutions. Certain Indian financial institutions have experienced difficulties during recent years. Some co-operative banks (which tend to operate in rural sector) have also faced serious financial and liquidity crises. There has been a trend towards consolidation with weaker banks, NBFCs and HFCs being merged with stronger entities. The problems faced by individual Indian financial institutions and any instability in or difficulties faced by the Indian financial system generally could create adverse market perception about Indian financial

institutions, banks and NBFCs. This in turn could adversely affect our business, our future financial performance, our shareholders' funds and the market price of our NCDs.

57. *Terrorist attacks, civil unrest and other acts of violence or war involving India and other countries could adversely affect the financial markets and our business.*

Terrorist attacks and other acts of violence or war may negatively affect our business and may also adversely affect the worldwide financial markets. These acts may also result in a loss of business confidence. In addition, any deterioration in relations between India and its neighbouring countries might result in investor concern about stability in the region, which could adversely affect our business.

India has also witnessed civil disturbances in recent years, and it is possible that future civil unrest as well as other adverse social, economic and political events in India could have a negative impact on us. Such incidents could also create a greater perception that investment in Indian companies involves a higher degree of risk and could have an adverse impact on our business and the market price of our NCDs.

58. *Natural calamities could have a negative impact on the Indian economy, particularly the agriculture sector, and cause our business to suffer.*

India has experienced natural calamities such as earthquakes, tsunamis, floods and drought in the past few years. The extent and severity of these natural disasters determines their impact on the Indian economy. Further, prolonged spells of below normal rainfall or other natural calamities could have a negative impact on the Indian economy thereby, adversely affecting our business.

59. *Instability of economic policies and the political situation in India could adversely affect the fortunes of the industry.*

There is no assurance that the liberalisation policies of the government will continue in the future. Protests against privatization could slow down the pace of liberalisation and deregulation. The Government of India plays an important role by regulating the policies and regulations that govern the private sector. The current economic policies of the government may change at a later date. The pace of economic liberalisation could change and specific laws and policies affecting the industry and other policies affecting investments in our Company's business could change as well. A significant change in India's economic liberalisation and deregulation policies could disrupt business and economic conditions in India and thereby affect our Company's business.

Unstable domestic as well as international political environment could impact the economic performance in the short term as well as the long term. The Government of India has pursued the economic liberalisation policies including relaxing restrictions on the private sector over the past several years. The present Government has also announced policies and taken initiatives that support continued economic liberalisation.

The Government has traditionally exercised and continues to exercise a significant influence over many aspects of the Indian economy. Our Company's business may be affected not only by changes in interest rates, changes in Government policy, taxation, social and civil unrest but also by other political, economic or other developments in or affecting India.

60. *We may be adversely affected by increase in taxes and duties.*

Tax and other levies imposed by the central and state governments in India that affect our tax liability include central and state taxes and other levies, income tax, goods and service tax, stamp duty and other special taxes and surcharges which are introduced on a temporary or permanent basis from time to time. Moreover, the central and state tax scheme in India is extensive and subject to change from time to time. Taxes and duties, including those taxes and duties on certain types of trade transactions and industries affecting the movement and transportation of goods in India, may affect our business, financial condition and results of operations. There can be no assurance that the current levels of taxes, tariffs and duties will not increase in the future, or that State Governments will not introduce additional levies, each of which may result in increased operating costs and lower income. To the extent additional levies are imposed, there can be no assurance that we will be able to pass such cost increases on to our customers.

61. *Significant fluctuations in exchange rates between the Rupee and foreign currencies may have an adverse effect on our results of operations.*

Our results of operations may be adversely affected if the Indian rupee fluctuates significantly against foreign currencies or if our hedging strategy is unsuccessful. To the extent that our income and expenditures are not denominated in Indian

rupees, despite us entering into foreign exchange hedging contracts from time to time, exchange rate fluctuations could affect the amount of income and expenditure we recognise. In addition, the policies of RBI may also change from time to time, which may limit our ability to hedge our foreign currency exposures adequately.

62. *If more stringent labour laws or other industry standards in the jurisdictions in which we operate become applicable to us, our profitability may be adversely affected.*

We are subject to a number of stringent labour laws and restrictive contractual covenants related to levels of employment. India has stringent labour legislation that protects the interests of workers, including legislation that sets forth detailed procedures for dispute resolution and employee removal, payment of overtime to employees and legislation that imposes financial obligations on employers upon retrenchment. In the future, if we are also required to supply manpower as part of our services, we shall incur additional cost in addition to be exposed to other labour legislation. If labour laws become more stringent or are more strictly enforced, it may become difficult for us to maintain flexible human resource policies, discharge employees or downsize, any of which could adversely affect our business, results of operations, financial condition and cash flows.

63. *Any downgrading of India's sovereign rating by an international rating agency(ies) may affect our business and our liquidity to a great extent.*

Any adverse revision to India's credit rating for domestic and international debt by international rating agencies may adversely impact our ability to raise additional finances at favourable interest rates and other commercial terms. This could have an adverse effect on our growth, financial performance and our operations. Instances of corruption in India have the potential to discourage investors and derail the growth prospects of the Indian economy. Corruption creates economic and regulatory uncertainty and could have an adverse effect on our business, profitability and results of operations. The Indian economy has had sustained periods of high inflation. Should inflation continue to increase sharply, our profitability and results of operations may be adversely impacted. High rates of inflation in India could increase our employee costs which could have an adverse effect on our profitability and results of operations.

64. *A decline in India's foreign exchange reserves may affect liquidity and interest rates in the Indian economy, which could adversely impact our financial condition.*

A decline in India's foreign exchange reserves could impact the valuation of the Rupee and could result in reduced liquidity and higher interest rates which could adversely affect our financial condition.

65. *Changing laws, rules and regulations and legal uncertainties, including adverse application of tax laws and regulations, may adversely affect our business and financial performance.*

Our business and financial performance could be adversely affected by unfavourable changes in or interpretations of existing, or the promulgation of new laws, rules and regulations applicable to us and our business.

There can be no assurance that the Government of India may not implement new regulations and policies which will require us to obtain approvals and licenses from the Government of India and other regulatory bodies or impose onerous requirements and conditions on our operations. Any such changes and the related uncertainties with respect to the applicability, interpretation and implementation of any amendment to, or change to governing laws, regulation or policy in the jurisdictions in which we operate may have a material adverse effect on our business, financial condition and results of operations. In addition, we may have to incur expenditures to comply with the requirements of any new regulations, which may also materially harm our results of operations. Any unfavourable changes to the laws and regulations applicable to us could also subject us to additional liabilities.

The application of various Indian tax laws, rules and regulations to our business, currently or in the future, is subject to interpretation by the applicable taxation authorities. If such tax laws, rules and regulations are amended, new adverse laws, rules or regulations are adopted or current laws are interpreted adversely to our interests, the results could increase our tax payments (prospectively or retrospectively) and/or subject us to penalties. Further, changes in capital gains tax or tax on capital market transactions or sale of shares could affect investor returns. As a result, any such changes or interpretations could have an adverse effect on our business and financial performance.

Any such future increases or amendments may affect the overall tax efficiency of companies operating in India and may result in significant additional taxes becoming payable.

SECTION III – INTRODUCTION

GENERAL INFORMATION

Our Company was originally incorporated on December 9, 1991 as a public limited company under the provisions of the Companies Act, 1956 as Jawahar Finance Limited and received a certificate of incorporation dated December 9, 1991 and a certificate of commencement of business dated February 20, 1992. The name of our Company was changed to ‘Irinjalakuda Credits & Leasing Company Limited’ pursuant to which a fresh certificate of incorporation dated April 26, 2004 was issued by the RoC. Later, the name of our Company was changed to ‘ICL Fincorp Limited’ pursuant to a fresh certificate of incorporation dated May 8, 2016 issued by the RoC. Our Company holds a certificate of registration dated June 09, 2016 bearing registration number B-07.00437 issued by the Reserve Bank of India (“RBI”) to carry on the activities of a non-banking financial company without accepting public deposits under Section 45 IA of the Reserve Bank of India Act, 1934. The registered office of our Company is situated at No.61/1, VGP Complex, First Avenue, Ashok Nagar, Chennai – 600083, Tamil Nadu, India and our CIN is U65191TN1991PLC021815. For details of the business of our Company, see “*Our Business*” beginning on page 73.

Registration:

CIN: U65191TN1991PLC021815

LEI: 3358003WZ4DISBNLP214

RBI: B-07.00437

Permanent Account Number: AAACJ1806C

Registered Office:

ICL Fincorp Limited

No.61/1, VGP Complex, First Avenue,
Ashok Nagar, Chennai – 600083,
Tamil Nadu, India.

Tel: +91 44 4208 2381, 2958 0014

Website: www.iclfincorp.com

Email: info@iclfincorp.com

For further details regarding changes to our Registered Office, see “*History and Main Objects*” on page 91.

Corporate Office:

ICL Fincorp Limited, Main Road,
Irinjalakuda, Thrissur – 680121,
Kerala, India.

Tel: +91 480 267 0400, 282 8071, 283 1305

Website: www.iclfincorp.com

Email: info@iclfincorp.com

Registrar of Companies, Tamil Nadu at Chennai

Block No.6, B Wing 2nd Floor,
Shastri Bhawan 26, Haddows Road,
Chennai – 600034,
Tamil Nadu, India

Company Secretary and Compliance Officer

Visakh T. V.

ICL Fincorp Limited

Main Road, Irinjalakuda
Thrissur– 680121
Kerala, India

Tel.: +91 480 267 0400, 282 8071, 283 1305

Email: cs@iclfincorp.com

Investors may contact the Registrar to the Issue or our Company Secretary and Compliance Officer in case of any pre-Issue or post-Issue related issues such as non-receipt of Allotment Advice, demat credit of allotted NCDs, refunds, non-receipt of debentures certificates (in case of NCDs which have been re-materialised), transfers, etc. as the case may be.

All grievances relating to the Issue may be addressed to the Registrar to the Issue, giving full details such as name of the Applicant, Application Form number, address of the Applicant, Permanent Account Number, number of NCDs applied for, Options of NCDs applied for, amount paid on application, Depository Participant name and client identification number, and the collection centre of the Syndicate Member where the Application was submitted and ASBA Account number (for Bidders other than Retail Individual Investors bidding through the UPI Mechanism) in which the amount equivalent to the Bid Amount was blocked or UPI ID in case of Retail Individual Investors bidding through the UPI mechanism. Further, the Bidder shall enclose the Acknowledgement Slip or provide the acknowledgement number received from the Designated Intermediaries in addition to the documents/information mentioned hereinabove.

All grievances relating to the ASBA process may be addressed to the Registrar to the Issue with a copy to either (a) the relevant Designated Branch of the SCSB where the Application Form was submitted by the ASBA Applicant, or (b) the concerned Member of the Syndicate and the relevant Designated Branch of the SCSB in the event of an Application submitted by an ASBA Applicant at any of the Syndicate ASBA Centres, giving full details such as name, address of Applicant, Application Form number, option applied for, number of NCDs applied for, amount blocked on Application.

All grievances related to the UPI process may be addressed to the Stock Exchange, which shall be responsible for addressing investor grievances arising from applications submitted online through the App based/ web interface platform of stock exchange or through their Trading Members. The intermediaries shall be responsible for addressing any investor grievances arising from the applications uploaded by them in respect of quantity, price or any other data entry or other errors made by them.

All grievances arising out of Applications for the NCDs made through the online Stock Exchange Mechanism or through Trading Members of the Stock Exchange may be addressed directly to the relevant Stock Exchange with a copy to the Registrar to the Issue.

Lead Manager



Saffron Capital Advisors Private Limited

605, Center Point, 6th floor, Andheri Kurla Road, J. B. Nagar,
Andheri (East), Mumbai - 400 059, Maharashtra, India

Tel: +91 22 4973 0394

Fax: N.A.

Email: ipos@saffronadvisor.com

Investor Grievance Email: investorgrievance@saffronadvisor.com

Website: www.saffronadvisor.com

Contact person: Gaurav Khandelwal / Vipin Gupta

SEBI Registration Number: INM000011211

CIN: U67120MH2007PTC166711

Debenture Trustee



MITCON Credentia Trusteeship Services Limited

(Formerly known as MITCON Trusteeship Services Limited)

1402/1403, B wing, Dalamal Tower, 14th Floor

Free Press Journal Marg, 211 Nariman Point,

Mumbai 400 021, Maharashtra, India

Tel: +91 22 2282 8200

Email: contact@mitconcredentia.in

Investor Grievance Email: investorgrievances@mitconcredentia.in

Website: www.mitconcredentia.com

Contact Person: Vaishali Urkude
SEBI Registration No: IND000000596
CIN: U93000PN2018PLC180330

MITCON Credentia Trusteeship Services Limited (formerly known as MITCON Trusteeship Services Limited) has, pursuant to Regulation 8 of SEBI NCS Regulations, by its letter dated March 4, 2024 given its consent for its appointment as Debenture Trustee to the Issue (hereinafter referred to as “**Trustee**”). A copy of letter from MITCON Credentia Trusteeship Services Limited (formerly known as MITCON Trusteeship Services Limited) conveying their consent to act as Trustees for the Debenture holders is annexed as *Annexure III* to this Draft Prospectus.

All the rights and remedies of the Debenture Holders under the Issue shall vest in and shall be exercised by the appointed Debenture Trustee for the Issue without having it referred to the Debenture Holders. All investors under the Issue are deemed to have irrevocably given their authority and consent to the Debenture Trustee so appointed by our Company for the Issue to act as their trustee and for doing such acts and signing such documents to carry out their duty in such capacity.

Any payment by our Company to the Debenture Holders/Debenture Trustee, as the case may be, shall, from the time of making such payment, completely and irrevocably discharge our Company from any liability to the Debenture Holders to that extent. For details on the terms of the Debenture Trust Deed, please see section titled “*Issue Related Information*” on page 297.

Registrar to the Issue



Cameo Corporate Services Limited

Subramanian Building,
No.1 Club House Road,
Chennai – 600002, Tamil Nadu, India
Tel: +91 44 40020700/28460390

Fax: N.A.

Email: ipo@cameoindia.com

Online Investor Portal: <https://wisdom.cameoindia.com>

Website: www.cameoindia.com

Contact Person: K. Sreepriya

SEBI Registration Number: INR000003753

CIN: U67120TN1998PLC041613

Cameo Corporate Services Limited, has by its letter dated March 4, 2024, given its consent for its appointment as Registrar to the Issue and for its name to be included in this Draft Prospectus, and in all the subsequent periodical communications sent to the holders of the Debentures issued pursuant to the Issue.

Syndicate Member to the Issue

As provided in the Prospectus

Public Issue Account Bank, Sponsor Bank and Refund Bank

As provided in the Prospectus

SEBI Registration Numbers: INBI00000017

CIN: L65110GJ1993PLC020769

Statutory Auditors

Manikandan & Associates, Chartered Accountants

Krishna Arcade, Near Marathompilly Krishna Temple
KSRTC Road, Chalakudy
Thrissur – 680307, Kerala, India

Tel: +91 9447100504
Email: ckmauditors@gmail.com
Firm Registration Number: 008520S
Peer Review No.: 012796
Contact Person: C.K. Manikandan

Manikandan & Associates has been the statutory auditors of our Company since May 12, 2023.

Credit Rating Agency



Acuite Ratings & Research Limited
708, Lodha Supremus, Lodha iThink Campus,
Kanjurmarg (East), Mumbai – 400 042
Tel: +91 99698 98000
Fax: N.A.
Email: chitra.mohan@acuite.in
Website: www.acuite.in
Contact Person: Chitra Mohan
SEBI Registration No: IN/CRA/006/2011
CIN: U74999MH2005PLC155683

Credit Rating and Rationale

“ACUITE BBB-” (pronounced as ACUITE triple B minus) outlook for an amount of ₹5,00,000 thousand by Acuite vide rating letter dated February 29, 2024. Further, Acuite provided the rating of “ACUITE BBB-” with a stable outlook vide rating letter dated October 17, 2023 for an amount of ₹15,00,000 thousand which was reaffirmed by Acuite vide rating letter dated February 29, 2024, for the NCDs proposed to be issued pursuant to this Issue. The rating is not a recommendation to buy, sell or hold securities and investors should take their own decision. The rating given by Acuite is valid as on the date of this Draft Prospectus and shall remain valid until the rating is revised or withdrawn. The rating may be subject to revision or withdrawal at any time by the assigning rating agency and each rating should be evaluated independently of any other rating. The rating agency has a right to suspend or withdraw the rating at any time on the basis of factors such as new information. Please refer to *Annexures A and B* of this Draft Prospectus for the rating letter, and rating rationale of the above ratings.

Disclaimer Statement of Acuité

An Acuité rating does not constitute an audit of the rated entity and should not be treated as a recommendation or opinion that is intended to substitute for a financial adviser's or investor's independent assessment of whether to buy, sell or hold any security. Ratings assigned by Acuité are based on the data and information provided by the issuer and obtained from other reliable sources. Although reasonable care has been taken to ensure that the data and information is true, Acuité, in particular, makes no representation or warranty, expressed or implied with respect to the adequacy, accuracy or completeness of the information relied upon. Acuité is not responsible for any errors or omissions and especially states that it has no financial liability whatsoever for any direct, indirect or consequential loss of any kind, arising from the use of its ratings. Ratings assigned by Acuité are subject to a process of surveillance which may lead to a revision in ratings as and when the circumstances so warrant. Please visit our website (www.acuite.in) for the latest information on any instrument rated by Acuité.

Legal Counsel to the Issue



Khaitan & Co
One World Centre
13th & 10th Floor, Tower 1C,
Senapati Bapat Marg,
Mumbai 400 013
Maharashtra, India
Tel: +91 22 6636 5000

Impersonation

As a matter of abundant precaution, attention of the investors is specifically drawn to the provisions of sub-Section (1) of Section 38 of the Companies Act, 2013, relating to punishment for fictitious applications. Section 38(1) of the Companies Act, 2013 provides that:

“Any person who —

- (a) makes or abets making of an application in a fictitious name to a company for acquiring, or subscribing for, its securities; or*
 - (b) makes or abets making of multiple applications to a company in different names or in different combinations of his name or surname for acquiring or subscribing for its securities; or*
 - (c) otherwise induces directly or indirectly a company to allot, or register any transfer of, securities to him, or to any other person in a fictitious name,*
- shall be liable for action under Section 447.”*

The liability prescribed under Section 447 of the Companies Act 2013 for fraud involving an amount of at least ₹ 1,000 thousand or 1.00% of the turnover of our Company, whichever is lower, includes imprisonment for a term which shall not be less than six months extending up to 10 years (provided that where the fraud involves public interest, such term shall not be less than three years) and fine of an amount not less than the amount involved in the fraud, extending up to three times of such amount. In case the fraud involves (i) an amount which is less than ₹ 1,000 thousand or 1.00% of the turnover of our Company, whichever is lower; and (ii) does not involve public interest, then such fraud is punishable with an imprisonment for a term extending up to five years or a fine of an amount extending up to ₹ 5,000 thousand or with both.

Underwriting

The Issue is not underwritten.

Arrangers to the Issue

There are no arrangers to the Issue.

Guarantor to the Issue

There are no guarantors to the Issue.

Minimum subscription

In terms of the SEBI NCS Regulations, for an issuer undertaking a public issue of debt securities the minimum subscription for public issue of debt securities shall be 75% of the Issue Size i.e., ₹ 7,50,000 thousand. If our Company does not receive the minimum subscription of 75% of Issue Size, prior to the Issue Closing Date the entire Application Amount shall be unblocked in the relevant ASBA Account(s) of the Applicants within 8 Working Days from the Issue Closing Date or such time as may be specified by SEBI provided wherein, the Application Amount has been transferred to the Public Issue Account from the respective ASBA Accounts, such Application Amount shall be refunded from the Refund Account to the relevant ASBA Accounts(s) of the Applicants within 8 Working Days from the Issue Closing Date, failing which our Company will become liable to refund the Application Amount along with interest at the rate of 15 (fifteen) percent per annum for the delayed period. Under Section 39(3) of the Companies Act, 2013 and Rule 11(2) of the Companies (Prospectus and Allotment of Securities) Rules, 2014 if the stated minimum subscription amount is not received within the specified period, the application money received is to be credited only to the bank account from which the subscription was remitted. To the extent possible, where the required information for making such refunds is available with our Company and/or Registrar, refunds will be made to the account prescribed. However, where our Company and/or Registrar does not have the necessary information for making such refunds, our Company and/or Registrar will follow the guidelines prescribed by SEBI in this regard including the RTA Master Circular.

Designated Intermediaries

Self-Certified Syndicate Bank

The list of banks that have been notified by SEBI to act as the SCSBs for the ASBA process is provided on the website of SEBI at <https://www.sebi.gov.in/sebiweb/other/OtherAction.do?doRecognisedFpi=yes&intmId=34> as updated from time to

time. For a list of branches of the SCSBs named by the respective SCSBs to receive the ASBA Forms from the Designated Intermediaries, refer to the above-mentioned link.

In relation to Bids submitted under the ASBA process to a member of the Syndicate, the list of branches of the SCSBs at the Specified Locations named by the respective SCSBs to receive deposits of the ASBA Forms from the Members of the Syndicate is available on the website of SEBI <http://www.sebi.gov.in/sebiweb/other/OtherAction.do?doRecognised=yes> and updated from time to time. For more information on such branches collecting Bid cum Application Forms from the Syndicate at Specified Locations, see the website of SEBI at <http://www.sebi.gov.in/sebiweb/other/OtherAction.do?doRecognised=yes>.

Syndicate SCSB Branches

In relation to Applications submitted to a member of the Syndicate, the list of branches of the SCSBs at the Specified Locations named by the respective SCSBs to receive deposits of Application Forms from the Members of the Syndicate is available on the website of the SEBI (<http://www.sebi.gov.in/sebiweb/other/OtherAction.do?doRecognised=yes>) and updated from time to time or any such other website as may be prescribed by SEBI from time to time. For more information on such branches collecting Application Forms from the Syndicate at Specified Locations, see the website of the SEBI <http://www.sebi.gov.in/sebiweb/other/OtherAction.do?doRecognised=yes>, as updated from time to time or any such other website as may be prescribed by SEBI from time to time.

SCSBs eligible as issuer banks for UPI Mechanism and eligible mobile applications

In accordance with SEBI Master Circular, UPI Investors making an Application in the Issue using the UPI Mechanism, may apply through the SCSBs and mobile applications whose names appears on the website of the SEBI at www.sebi.gov.in, and updated from time to time.

Broker Centres/ Designated CDP Locations/ Designated RTA Locations

In accordance with SEBI Circular No. CIR/CFD/14/2012 dated October 4, 2012 and CIR/CFD/POLICYCELL/11/2015 dated November 10, 2015, Applicants can submit the Application Forms with the Registered Brokers at the Broker Centres, CDPs at the Designated CDP Locations or the RTAs at the Designated RTA Locations, respective lists of which, including details such as address and telephone number, are available at the website of the Stock Exchange at www.bseindia.com. The list of branches of the SCSBs at the Broker Centres, named by the respective SCSBs to receive deposits of the Application Forms from the Registered Brokers will be available on the website of the SEBI (www.sebi.gov.in) and updated from time to time.

CRTAs / CDPs

The list of the CRTAs and CDPs, eligible to accept Applications in the Issue, including details such as postal address, telephone number and email address, are provided on the website of BSE for CRTAs and CDPs, as updated from time to time.

Utilisation of Issue proceeds

For details on utilisation of Issue proceeds see, “*Terms of the Issue*” beginning on page 302.

Issue Programme*

ISSUE OPENS ON	As provided in the Prospectus
ISSUE CLOSES ON	As provided in the Prospectus*
PAY IN DATE	As provided in the Prospectus
DEEMED DATE OF ALLOTMENT	As provided in the Prospectus

* The Issue shall remain open for subscription on Working Days from 10:00 a.m. to 5:00 p.m. (Indian Standard Time), during the period indicated in this Draft Prospectus, except that the Issue may close on such earlier date or extended date as may be decided by the Board of Directors of our Company or the Debenture Issue Committee, subject to relevant approvals (subject to a minimum period of three working days and a maximum period of 10 working days from the date of opening of this Issue). In the event of an early closure or extension of the Issue, our Company shall ensure that notice of such early closure or extension is given to the prospective investors through an advertisement in a national daily newspaper and a regional daily newspaper in Tamil Nadu where the registered office is located, with wide circulation on or before such earlier date or extended date of closure. Application Forms for the Issue will be accepted only from 10:00 a.m. to 5:00 p.m. (Indian Standard Time) or such extended time as may be permitted by the Stock Exchange, on Working Days during the Issue Period. On the Issue Closing Date, Application Forms will be accepted only between 10:00 a.m. to 3:00 p.m. and uploaded until 5:00 p.m. (Indian Standard Time) or such extended time as may be permitted by the Stock Exchange.

*Application Forms for the Issue will be accepted only from 10:00 a.m. to 5:00 p.m. (Indian Standard Time) (“**Bidding Period**”) or such extended time as may be permitted by the Stock Exchange, during the Issue Period as mentioned above on all days between Monday and Friday (both inclusive barring public holiday) (a) by the Designated Intermediaries at the Bidding Centres, or (b) by the SCSBs directly at the Designated Branches of the SCSBs. On the Issue Closing Date, Application Forms will be accepted only between 10:00 a.m. to 3:00 p.m. and uploaded until 5:00 p.m. (Indian Standard Time) or such extended time as may be permitted by the Stock Exchange. It is clarified that the Applications not uploaded on the Stock Exchange(s) Platform would be rejected. Further, pending mandate requests for bids placed on the last day of bidding will be validated by 5 PM on one Working Day after the Issue Closing Date.*

Due to limitation of time available for uploading the Applications on the Issue Closing Date, Applicants are advised to submit their Application Forms one day prior to the Issue Closing Date and, in any case, not later than 3.00 p.m. (Indian Standard Time) on the Issue Closing Date. Applicants are cautioned that in the event a large number of Applications are received on the Issue Closing Date, there may be some Applications which are not uploaded due to lack of sufficient time to upload. Such Applications that cannot be uploaded will not be considered for allocation under the Issue. Neither our Company, nor the Lead Manager, nor any Member of the Syndicate, Registered Brokers at the Broker Centres, CDPs at the Designated CDP Locations or the RTAs at the Designated RTA Locations or designated branches of SCSBs are liable for any failure in uploading the Applications due to failure in any software/ hardware systems or otherwise. Please note that the Basis of Allotment under the Issue will be on date priority basis except on the day of oversubscription, if any, where the Allotment will be proportionate.

CAPITAL STRUCTURE

1. Details of share capital

The following table lays down the details of our authorised, issued, subscribed and paid-up share capital and the securities premium account as on December 31, 2023:

Particulars	Aggregate value (in ₹)
AUTHORISED SHARE CAPITAL	
10,00,00,000 Equity Shares of face value ₹10 each	1,00,00,00,000.00
50,00,000 Preference Shares of face value ₹100 each	50,00,00,000.00
Total authorised share capital	1,50,00,00,000.00
ISSUED, SUBSCRIBED AND PAID-UP SHARE CAPITAL	
4,73,93,561 Equity shares of face value ₹10 each	47,39,35,610.00
2,84,000 Preference Shares of face value ₹100 each	2,84,00,000.00
Total issued, subscribed and paid-up share capital	50,23,35,610.00
SECURITIES PREMIUM ACCOUNT	
Securities premium account before the Issue	28,92,56,010.00

Note: There will be no change in the capital structure and securities premium account due to the issue and allotment of the NCDs.

2. Details of change in the authorised share capital of our Company, as on December 31, 2023, for the preceding three financial years and current financial year is set out below:

Date of changes (AGM/EGM)	Particulars
AGM dated September 30, 2020	The Company increased its authorized share capital from ₹ 60,00,00,000 divided into 6,00,00,000 Equity Shares of face value of ₹10 each, to ₹ 100,00,00,000 divided into 10,00,00,000 Equity Shares of face value of ₹10 each
EGM dated December 31, 2020	The Company increased its authorized share capital from ₹ 100,00,00,000 divided into 10,00,00,000 Equity Shares of face value of ₹10 each, to ₹120,00,00,000 divided into 10,00,00,000 Equity Shares of face value of ₹10 each and 20,00,000 Preference Shares of face value of ₹100 each.
EGM dated December 31, 2021	The Company increased its authorized share capital from ₹120,00,00,000 divided into 10,00,00,000 Equity Shares of face value of ₹10 each and 20,00,000 Preference Shares of face value of ₹ 100 each, to ₹150,00,00,000 divided into 10,00,00,000 Equity Shares of ₹10 each and 50,00,000 Preference Shares of ₹ 100 each.

3. Equity Share capital history of our Company for the preceding three financial years and current financial year is set out below as on December 31, 2023:

Date of Allotment	No. of Equity Shares	Face value (₹)	Issue Price (₹)	Consideration (Cash, other cash, etc)	Nature for Allotment	Cumulative		
						No. of equity shares	Equity Share Capital (in ₹)	Equity Share Premium (in ₹)
February 28, 2023	30,58,609	10	25	Cash	Rights Issue	4,73,93,561	47,39,35,610	28,92,56,010.00

4. List of top ten holders of Equity Shares of our Company as on December 31, 2023 are as follows:

Sr. No	Name of the Shareholder	Total number of Equity Shares	Number of shares in dematerialised form	Total shareholding as a percent of total number of Equity Shares (in %)
1.	Kuzhuppilly Govinda Menon Anilkumar	1,72,10,011	1,72,10,011	36.31
2.	Umadevi Anilkumar	45,01,799	45,01,799	9.50
3.	Pathinettampadi Karuppasamy S	3,50,000	3,50,000	0.74

Sr. No	Name of the Shareholder	Total number of Equity Shares	Number of shares in dematerialised form	Total shareholding as a percent of total number of Equity Shares (in %)
4.	S Balasubramani	3,03,000	3,03,000	0.64
5.	K K Rajan	3,00,001	3,00,001	0.63
6.	Shyam Bhaskaran	2,55,666	2,55,666	0.54
7.	Gopinathan A K	2,12,000	2,12,000	0.45
8.	Swaminadhan K J	2,00,000	2,00,000	0.42
9.	Amaljith A Menon	1,51,472	1,51,472	0.32
10.	George Thomas	1,50,000	1,50,000	0.32
Total		2,36,33,949	2,36,33,949	49.87

5. List of top ten debenture holders of our Company in terms of value (on cumulative basis) as on December 31, 2023, are as follows:

Sr. No.	Name of Holders	Category of Holders	Face Value of holding (₹ in thousand)	Holding as a % of total outstanding non-convertible securities of the Issuer
1.	Pankajakshy	Promoter Group	2,14,404.00	5.48
2.	Kuzhuppilly Govinda Menon Anilkumar	Promoter	1,82,575.00	4.67
3.	Ramakrishna Reddy	General	33,000.00	0.84
4.	Hollahalli Visweswara Uma	General	32,012.00	0.82
5.	Mundenkurian Antony Johny	General	14,000.00	0.36
6.	Roy Markose	General	11,731.00	0.30
7.	K V Charu	General	10,100.00	0.26
8.	Sobha City Residence Owners Association	General	10,000.00	0.26
9.	Radha Surendran	General	10,000.00	0.26
10.	Vijaykumaran Nair	General	10,000.00	0.26

6. List of top ten commercial paper holders of our Company in terms of value (on cumulative basis) as on December 31, 2023, are as follows:

Not applicable

7. Shareholding pattern of our Company

The following table sets forth the shareholding pattern of our Company as on December 31, 2023:

Category (I)	Category of Shareholder (II)	Number of Shareholders (III)	No. of fully paid up Equity Shares held (IV)	No. of partly paid-up Equity Shares held (V)	No. of shares underlying depository receipts (VI)	Total nos. shares held (VII) = (IV)+(V)+(VI)	Shareholding as a % of total no. of shares (calculated as per SCRR) (VIII) As a % of (A+B+C2)	Number of voting rights held in each class of securities (IX)			No. of Shares Underlying Outstanding convertible securities (including Warrants)	Shareholding, as a % assuming full conversion of convertible securities (as a percentage of diluted share capital) As a % of (A+B+C2)	Number of Locked in shares		Number of Shares pledged or otherwise encumbered		Number of equity shares held in dematerialised form
								No of voting rights					No. (a)	As a % of total Shares held (b)	No. (a)	As a % of total Shares held (b)	
								Class – Equity	Total	Total as a % of (A+B+C)							
(A)	Promoter & Promoter Group	5	2,20,12,766	0	0	2,20,12,766	46.45	2,20,12,766	2,20,12,766	46.45	0	0	0	0	0	0	2,19,88,100
(B)	Public	4600	2,53,80,795	0	0	2,53,80,795	53.55	2,53,80,795	2,53,80,795	53.55	0	0	0	0	0	0	1,99,79,643
(C)	Non-Promoter--Non-Public	0	0	0	0	0	0	0	0	0	0	0	0	0	0	0	0
(D)	Shares Underlying DRs	0	0	0	0	0	0	0	0	0	0	0	0	0	0	0	0
(E)	Shares Held by Employee Trust	0	0	0	0	0	0	0	0	0	0	0	0	0	0	0	0
	Total	4605	4,73,93,561	0	0	4,73,93,561	100	4,73,93,561	4,73,93,561	100	0	0	0	0	0	0	4,19,67,743

8. Details of holding of Equity Shares by our Directors as on the date of this Draft Prospectus

For details of shareholding of our Directors in the Company, please refer to “Our Management – Shareholding of our Directors” on page 100.

9. Debt – Equity ratio

A. The debt-equity ratio of our Company, on standalone basis, as on December 31, 2023:

(₹ in thousands)

Particulars	December 31, 2023 (Standalone)	
	Pre-Issue	Post- Issue [#]
Borrowings		
Long Term Borrowings* (including current maturities of Long-Term Borrowings)	47,41,543.11	54,91,543.11
Short Term Borrowings	50,299.85	50,299.85
Total Borrowings	47,91,842.96	57,41,842.96
Shareholder's Funds		
Equity Share Capital	4,73,935.61	4,73,935.61
Reserves and Surplus		
General Reserve	-	-
Impairment Reserve	20,256.64	20,256.64
Profit and Loss A/c	52,709.41	52,709.41
Securities Premium	2,89,256.01	2,89,256.01
Statutory reserve	24,781.97	24,781.97
Other Comprehensive Income	(101.41)	(101.41)
Total Shareholder's Funds	8,60,838.23	860,838.23
Debt/Equity	5.57	6.44

[#]The debt-equity ratio post the Issue is indicative and is on account of total outstanding debt and shareholders' funds as on December 31, 2023 and an assumed inflow of ₹7,50,000 Thousand from the issue as mentioned in this Draft Prospectus and does not include contingent and off-balance sheet liabilities. The Company intends to raise ₹7,50,000 Thousand via this Issue. The actual debt-equity ratio post the Issue would depend upon the actual position of debt and equity on the date of allotment.

*Issue amount of ₹7,50,000 Thousand is classified under Long Term Borrowings.

B. The debt-equity ratio of our Company, on consolidated basis, as on December 31, 2023:

(₹ in thousands)

Particulars	Consolidated	
	Pre- Issue	Post- Issue [#]
Borrowings		
Long Term Borrowings* (including current maturities of Long Term Borrowings)	46,64,122.55	54,14,122.55
Short Term Borrowings	50,299.85	50,299.85
Total Borrowings	47,14,422.40	54,64,422.40
Shareholder's Funds		
Equity Share Capital	4,73,935.61	4,73,935.61
Reserves and Surplus		
General Reserve	-	-
Impairment Reserve	21,710.95	21,710.95
Profit and Loss A/c	58,155.55	58,155.55
Securities Premium	2,89,256.01	2,89,256.01
Statutory reserve	30,381.97	30,381.97
Other Comprehensive Income	(48.13)	(48.13)
Non-controlling interest	61,542.70	61,542.70
Total Shareholder's Funds	9,34,934.66	9,34,934.66
Debt/Equity	5.04	5.84

[#]The debt-equity ratio post the Issue is indicative and is on account of total outstanding debt and shareholders' funds as on December 31, 2023 and an assumed inflow of ₹7,50,000 Thousand from the issue as mentioned in this Draft Prospectus and

does not include contingent and off-balance sheet liabilities. The Company intends to raise ₹7,50,000 Thousand via this Issue. The actual debt-equity ratio post the Issue would depend upon the actual position of debt and equity on the date of allotment.

**Issue amount of ₹7,50,000 Thousand is classified under Long Term Borrowings.*

10. For details on the total outstanding debt of our Company, please refer to “*Financial Indebtedness*” on page 114.
11. Our Company has not made any acquisition or amalgamation in the last one year prior to the date of this Draft Prospectus.
12. Our Company has not made any reorganization/reconstruction in the last one year prior to the date of this Draft Prospectus.
13. Our Company does not have any outstanding borrowings taken/debt securities issued where taken/issued (i) for consideration other than cash, whether in whole or part, (ii) at a premium or discount, or (iii) in pursuance of an option.
14. As on the date of this Draft Prospectus 4,44,81,556 Equity Shares of our Company are in dematerialised form.
15. As on the date of this Draft Prospectus, the Company has not approved any employee stock option schemes.
16. The Company has not issued any equity shares for consideration other than cash as of the date of this Draft Prospectus.

OBJECTS OF THE ISSUE

Our Company proposes to utilise the funds which are being raised through the Issue, after deducting the Issue related expenses to the extent payable by our Company (“**Net Proceeds**”), estimated to be approximately [●], towards funding the following objects (collectively, referred to herein as the “**Objects**”):

1. For the purpose of onward lending, financing, and for repayment/prepayment of principal and interest on existing borrowings of the Company; and
2. General corporate purposes.

The main objects clause of the Memorandum of Association of our Company permits our Company to undertake the activities for which the funds are being raised through the present Issue and also the activities which our Company has been carrying on till date.

The details of the proceeds of the Issue are set forth in the following table:

(₹ in thousands)

Sr. No.	Description	Amount
1.	Gross proceeds of the Issue	As specified in Prospectus
2.	(less) Issue related expenses*	As specified in Prospectus
	Net Proceeds	As specified in Prospectus

**The above Issue related expenses are indicative and are subject to change depending on the actual level of subscription to the Issue, the number of allottees, market conditions and other relevant factors.*

Requirement of funds and Utilisation of Net Proceeds

The following table details the objects of the Issue and the amount proposed to be financed from the Net Proceeds:

Sr. No.	Objects of the Issue	Percentage of amount proposed to be financed from Net Proceeds
1.	For the purpose of onward lending, financing, and for repayment/prepayment of principal and interest on existing borrowings of the Company	At least 75%
2.	General corporate purposes*	Maximum of up to 25%
	Total	100%

**The Net Proceeds will be first utilized towards the Objects mentioned above. The balance is proposed to be utilized for general corporate purposes, subject to such utilization not exceeding 25% of the gross proceeds, in compliance with the SEBI NCS Regulations.*

For further details of our Company’s outstanding indebtedness, see “*Financial Indebtedness*” on page 114.

Funding plan

Not applicable

Summary of the project appraisal report

Not applicable

Schedule of implementation of the project

Not applicable

Interim Use of Proceeds

Our management, in accordance with the policies formulated by it from time to time, will have flexibility in deploying the proceeds received from the Issue. Pending utilization of the proceeds out of the Issue for the purposes described above, our Company intends to temporarily invest funds in high-quality, interest-bearing liquid instruments including money market mutual funds, deposits with banks or temporarily deploy the funds in investment grade interest bearing securities as may be approved by the Board. Such investment would be in accordance with the investment policies approved by the Board or any

committee thereof from time to time. Also, such investments shall be in line with the guidelines and regulations prescribed by RBI.

Monitoring of Utilization of Funds

There is no requirement for appointment of a monitoring agency in terms of the SEBI NCS Regulations. Our Board shall monitor the utilization of the proceeds of the Issue. For the relevant Fiscals commencing from Fiscal 2023-2024, our Company will disclose in our financial statements, the utilisation of the Net Proceeds of the Issue under a separate head along with details, if any, in relation to all such proceeds of the Issue that have not been utilised thereby also indicating investments, if any, of such unutilised proceeds of the Issue. Our Company shall utilise the proceeds of the Issue only upon the execution of the documents for creation of security and receipt of final listing and trading approval from the Stock Exchange.

Variation in terms of contract or objects in this Draft Prospectus

The Company shall not, in terms of Section 27 of the Companies Act, 2013, at any time, vary the terms of the objects for which this Draft Prospectus is issued, except as may be prescribed under the applicable laws and under Section 27 of the Companies Act, 2013. Further, in accordance with the SEBI Listing Regulations, in case of any material deviation in the use of proceeds as compared to the objects of the issue, the same shall be indicated in the format as specified by SEBI from time to time.

Issue related expenses

The expenses for this Issue include, *inter alia*, Lead Manager's fees and selling commission to the Lead Manager, brokers' fees, fees payable to Debenture Trustee, the Registrar to the Issue, Sponsor Bank, SCSBs' commission/fees, printing and distribution expenses, legal fees, advertisement expenses and listing fees. The Issue expenses and listing fees will be paid by our Company. Our Company shall include the details of commission and processing fees payable to each intermediary and the timelines for payment, in this Draft Prospectus.

The estimated breakdown of the total expenses for the Issue is as follows*:

Particulars	Amount (in ₹ thousands) *	As percentage of Issue proceeds (in %)	As percentage of total expenses of the Issue (in %)
Lead Manager fees	[•]	[•]	[•]
Underwriting commission	[•]	[•]	[•]
Brokerage, selling commission and upload fees	[•]	[•]	[•]
Fee payable to the registrars to the Issue	[•]	[•]	[•]
Fee payable to the legal advisors	[•]	[•]	[•]
Advertising and marketing expenses	[•]	[•]	[•]
Fees payable to the regulators including stock exchange and depository	[•]	[•]	[•]
Expenses incurred on printing and distribution of issue stationary	[•]	[•]	[•]
Any other fees, commission or payments under whatever Nomenclature **	[•]	[•]	[•]
Total Expenses	[•]	[•]	[•]

*Assuming the Issue is fully subscribed. The expenses are indicative and are subject to change depending on the actual level of subscription to the Issue and the number of Allottees, market conditions and other relevant factors.

**fees payable to rating agency, debenture trustee and auditors.

Note:

In case of any difference between the estimated Issue related expenses and actual expenses incurred, the shortfall or excess shall be adjusted with the amount allocated towards general corporate purposes.

Our Company shall pay processing fees to the SCSBs for ASBA Application forms procured by the Designated Intermediaries and submitted to the SCSBs for blocking the Application Amount of the applicant, at the rate of ₹ [•] per Application Form procured (plus other applicable taxes). However, it is clarified that in case of ASBA Application Forms procured directly by the SCSBs, the relevant SCSBs shall not be entitled to any ASBA processing fee.

Our Company shall pay to the Sponsor Bank ₹ [●] per valid block of application amount (plus applicable taxes). The Sponsor Bank shall be responsible for making payments to the third parties such as remitter bank, NPCI and such other parties as required in connection with the performance of its duties under applicable SEBI circulars, agreements and other applicable laws.

Other Confirmation

In accordance with the SEBI Master Circular, our Company will not utilise the proceeds of the Issue for providing loans to or acquisitions of shares of any entity who is a part of the promoter group and group companies.

No part of the Issue Proceeds will be paid by our Company to our Promoters, our Directors, Key Managerial Personnel or companies promoted by our Promoter.

The Issue Proceeds shall not be utilised towards full or part consideration for the purchase or any other acquisition, *inter alia* by way of a lease, of any property. The Issue Proceeds shall not be used for buying, trading or otherwise dealing in equity shares of any other listed company.

Our Company undertakes that the Issue Proceeds from NCDs Allotted to banks will not be utilised for any purpose which may be in contravention of the RBI guidelines on bank financing to NBFCs including those relating to classification as capital market exposure or any other sectors that are prohibited under the RBI regulations.

Our Company confirms that it will not use the proceeds of the Issue for the purchase of any business or in the purchase of any interest in any business whereby our Company shall become entitled to the capital or profit or losses or both in such business exceeding 50% thereof, directly or indirectly in the acquisition of any immovable property or acquisition of securities of any other body corporate.

The fund requirement as above is based on our current business plan and is subject to change in light of variations in external circumstances or costs, or in our financial condition, cash flows, business or strategy. Our management, in response to the competitive and dynamic nature of the industry, will have the discretion to revise its business plan from time to time and consequently our funding requirements and deployment of funds may also change.

Utilisation of Issue Proceeds

- a. All monies received pursuant to the issue of NCDs to public shall be transferred to a separate bank account other than the bank account referred to in Section 40(3) of the Companies Act, 2013;
- b. Details of all monies utilised out of the Issue referred to in sub-item (a) shall be disclosed under an appropriate separate head in our Company's balance sheet indicating the purpose for which such monies had been utilised;
- c. Details of all unutilised monies out of issue of NCDs, if any, referred to in sub-item (a) shall be disclosed under an appropriate separate head in our balance sheet indicating the form in which such unutilised monies have been invested;
- d. The Issue Proceeds shall not be utilised towards full or part consideration for the purchase or any other acquisition, *inter alia*, by way of a lease, of any immovable property or in the purchase of any business or in the purchase of an interest in any business.

STATEMENT OF POSSIBLE TAX BENEFITS

The Board of Directors

ICL Fincorp Limited

No.61/1, VGP Complex,
First Avenue, Ashok Nagar,
Chennai – 600083

and

Saffron Capital Advisors Private Limited

605, 6th Floor, Centre Point, J.B. Nagar,
Andheri (East) Mumbai – 400059,
Maharashtra, India
(“Lead Manager” or “LM”)

Dear Sirs,

Sub: Proposed public offering of Secured Redeemable Non-convertible Debentures of face value of ₹ 1,000 each (“NCDs” or “Debentures”) for an amount aggregating to ₹ 75 crores (the “Issue” or “Issue size”) of ICL Fincorp Limited (“Company”).

This certificate is issued in accordance with the terms of our engagement letter dated January 22, 2024.

The accompanying following note prepared by the Company, discusses the special tax provisions applicable to the Potential Debenture holders (“Investors”) subscribing in the NCDs of ICL Fincorp Limited (the “Company”) in Annexure I (hereinafter referred to as “Statement of Tax Benefits/Statement”), under the Income-tax Act, 1961 (read with Income Tax Rules, circulars, notifications) as amended by the Finance Bill, 2024 (hereinafter referred to as the “IT Act”) in connection with the offering.

Management’s Responsibility

The preparation of this Statement as of the date of our certificate which is to be included in this Draft Prospectus and the Prospectus (the “Offering Document”) is the responsibility of the management of the Company.

This responsibility includes designing, implementing and maintaining internal control relevant to the preparation and presentation of the Statement, and applying an appropriate basis of preparation; and making estimates that are reasonable in the circumstances. The management is also responsible for identifying and ensuring that the Company complies with the laws and regulations applicable to its activities.

Our Responsibility

Our responsibility is to examine whether the Statement prepared by the Company, in all material respects, is in accordance with applicable provision of the IT Act. For this purpose, we have read the statement of tax benefits as given in Annexure I, and evaluated with reference to the provisions of the IT Act to confirm that statements made are correct in all material respect.

We draw attention to the fact that the Statement includes certain inherent limitations that can influence the reliability of the information. The benefits discussed in the enclosed Annexure I are not exhaustive. Several of these benefits are dependent on the Investors fulfilling the conditions prescribed under the relevant tax laws. Therefore, the ability of Investors to derive the tax benefits is dependent on fulfilling such conditions.

The statement is only intended to provide general information and is neither designed nor intended to be a substitute for the professional tax advice. In view of the individual nature of the tax consequences and the changing tax laws, each investor is advised to consult their own tax consultant with respect to specific tax implications arising out of their participation. Neither are we suggesting nor advising the investor to invest money based on this statement.

We do not express any opinion or provide any assurance as to whether:

- i) Debenture holders of the Company will continue to obtain these benefits in future;

- ii) the conditions prescribed for availing the benefits have been/would be met with; or
- iii) the revenue authorities/ Courts will concur with the views expressed herein.

The contents of the enclosed statement are based on information, explanations and representations obtained from the Company and on the basis of our understanding of the business activities and operations of the Company. We have relied upon the information and documents of the Company being true, correct and complete and have not audited or tested them. Our view, under no circumstances, is to be considered as an audit opinion under any regulation or law. No assurance is given that the revenue authorities/ courts will concur with the views expressed herein.

Our views are based on existing provisions of law and its interpretation, which are subject to change from time to time. We do not assume any responsibility to update the views consequent to such changes.

In our opinion, the Statement of Tax Benefits prepared by the Company as set out in Annexure I materially covers all tax benefits available as at the date of our report to Debenture Holders, in accordance with provisions of the IT Act as amended.

Restriction on Use

We hereby consent to inclusion of the extracts of this certificate in this Draft Prospectus, the Prospectus and/or any other document in relation to the Issue, and is not to be used, referred to or distributed for any other purpose without our prior written consent. Accordingly, we do not accept or assume any liability or any duty of care for any other purpose or to any other person to whom this certificate is shown or into whose hands it may come without our prior consent in writing. Any subsequent amendment / modification to provisions of the applicable laws may have an impact on the views contained in our statement. While reasonable care has been taken in the preparation of this certificate, we accept no responsibility for any errors or omissions therein or for any loss sustained by any person who relies on it.

Manikandan & Associates

Chartered Accountants
Firm Registration No: 008520S
Peer Review No.: 012796

Sd/.

CA Manikandan C K
(Partner)

Membership No: 208654

UDIN: 24208654BKABTZ8212

Place: Chalakudy
Date: March 15, 2024

Encl: Statement

Annexure I

STATEMENT OF POSSIBLE TAX BENEFITS AVAILABLE TO THE DEBENTURE HOLDERS

The following tax benefits will be available to the debenture holders as per the existing provisions of law. The tax benefits are given as per the prevailing tax laws under the provisions of the Income Tax Act, 1961, as on date, taking into account the amendments proposed by the Finance Bill, 2024 which are yet to be enacted and may vary from time to time in accordance with amendments to the law or enactments thereto. The Debenture Holder is advised to consider the tax implications in respect of subscription to the Debentures after consulting his tax advisor as alternate views are possible.

IMPLICATIONS UNDER THE INCOME-TAX ACT, 1961 ('I.T. ACT')

I. TO THE RESIDENT DEBENTURE HOLDER ("RESIDENT" AS DEFINED UNDER SECTION 6 OF THE INCOME TAX ACT, 1961)

A. In Respect of Interest on Debentures (NCD)

1. Interest on NCD received by Debenture Holders would be subject to income tax at the normal rates of tax in accordance with and subject to the provisions of the Income Tax Act, 1961. Interest will be assessed to Income tax on receipt basis or mercantile basis (accrual basis) depending on the method of accounting regularly employed by the NCD holder under Section 145 of the Income Tax Act, 1961.
2. Income Tax is deductible at source on interest on debentures held by resident Indians as per the provisions of Section 193 of the Income Tax Act, 1961. However, no income tax is deductible under section 193 in the case of residents up to 31-03-2023 where such debentures are in dematerialized form and are listed on a recognized stock exchange. Accordingly, tax will not be withheld by the company from payment of interest on NCD held by a person resident in India up to 31-03-2023. With effect from 01-04-2023, as per the amendments made to Section 193 of the Income Tax Act, 1961 by the Finance Bill, 2023, tax deduction under section 193 will be applicable on NCD.
3. Tax will be deducted at source at reduced rate or no tax will be deducted at source in the following cases:
 - a) When the Assessing Officer issues a certificate on an application by a Debenture Holder on satisfaction that the total income of the Debenture holder justifies no/lower deduction of tax at source as per the provisions of Section 197(1) of the I.T. Act; and that certificate is filed with the Company before the prescribed date of closure of books for payment of debenture interest.
 - b)
 - (i) When the resident Debenture Holder with Permanent Account Number ('PAN') (not being a company or a firm) submits a declaration as per the provisions of Section 197A(1A) of the I.T. Act in the prescribed Form 15G verified in the prescribed manner to the effect that the tax on his estimated total income of the financial year in which such income is to be included in computing his total income will be NIL. However, under Section 197A(1B) of the I.T. Act, Form 15G cannot be submitted nor considered for exemption from tax deduction at source if the dividend income referred to in Section 194, interest on securities, interest, withdrawal from NSS and income from units of mutual fund or of Unit Trust of India as the case may be or the aggregate of the amounts of such incomes credited or paid or likely to be credited or paid during the financial year in which such income is to be included exceeds the maximum amount which is not chargeable to income tax.
 - (ii) Senior citizens, who are 60 or more years of age at any time during the financial year, enjoy the special privilege to submit a self-declaration in the prescribed Form 15H for non-deduction of tax at source in accordance with the provisions of Section 197A(1C) of the I.T. Act even if the aggregate income credited or paid or likely to be credited or paid exceeds the maximum amount not chargeable to tax, provided that the tax due on the estimated total income of the year concerned will be NIL.
 - (iii) In all other situations, tax would be deducted at source as per prevailing provisions of the I.T. Act. Form No.15G with PAN / Form No.15H with PAN / Certificate issued u/s 197(1) has to be filed with the Company before the prescribed date of closure of books for payment of debenture interest without any withholding tax.

B. In respect of Capital Gains

1. Long Term Capital Gain

Under Section 2(29AA) read with section 2(42A) of the Income Tax Act, 1961, Listed Debentures held as Capital Asset as defined under section 2(14) of the Income Tax Act, 1961 is treated as long term capital asset if it is held for more than 12 Months. Debentures held as capital asset for a period of 12 Months or less will be treated as short term capital asset.

Long Term Capital Gain will be chargeable to tax under Section 112 of the Income Tax Act at the rate of 20% (plus applicable surcharge and education cess). However, in the case of listed debentures, as per first proviso to section 112(1) of the Income Tax Act, 1961, tax payable is only 10% (plus applicable surcharge and education cess). No indexation benefit is available for debentures. Hence, the tax payable on long term capital gains on transfer of NCD will be 10% (plus applicable surcharge and education cess) and the capital gains have to be computed without indexation.

In case of an individual or HUF, being a resident, where the total income as reduced by such long-term capital gains is below the maximum amount which is not chargeable to income-tax, then, such long-term capital gains shall be reduced by the amount by which the total income as so reduced falls short of the maximum amount which is not chargeable to income-tax and the tax on the balance of such long-term capital gains shall be computed at the rate mentioned above.

2. Short Term Capital Gain

Listed Debentures held as capital asset under Section 2(14) of the Income Tax Act, 1961 for a period of not more than 12 months would be treated as Short term capital asset under Section 2(42A) of the Income Tax Act, 1961. Short Term Capital Gains on transfer of NCD will be taxed at the normal rates of tax in accordance with the provisions of the Income tax Act, 1961. The provisions relating to maximum amount not chargeable to tax would apply to short term capital gains.

3. Capital loss on transfer of Debentures

As per Section 74 of the I.T. Act, short-term capital loss on transfer of debentures suffered during the year is allowed to be set-off against short-term as well as long-term capital gains of the said year. Balance loss, if any could be carried forward for eight years for claiming set-off against subsequent years' short term as well as long-term capital gains. Long-term capital loss on debentures suffered during the year is allowed to be setoff only against long-term capital gains. Balance loss, if any, could be carried forward for eight years for claiming set-off against subsequent year's long-term capital gains.

4. Exemption available for Individuals and HUF for Long Term Capital gains U/s 54F of the Income Tax Act, 1961

As per the provisions of Section 54F of the I.T. Act, any long-term capital gains on transfer of a long term capital asset arising to a Debenture Holder who is an individual or Hindu Undivided Family, is exempt from tax if the entire net sales consideration is utilized, within a period of one year before, or two years after the date of transfer, in purchase of a new residential house in India, or for construction of residential house in India within three years from the date of transfer subject to conditions. If part of such net sales consideration is invested within the prescribed period in a residential house, then such gains would be chargeable to tax on a proportionate basis. This exemption is available, subject to the conditions stated therein. (With effect from 01-04-2023 any amount in excess of Rs. 10 Crores for purchase of the new residential house will be ignored for working out the exemption)

C. In respect of Business Income

In case the Debentures are held as stock in trade by the debenture holder, the income/loss from transfer of debentures would be taxed as Income from Business. Such income is to be computed in accordance with the Income Computation and Disclosure Standard VIII which is notified by the Ministry of Finance, Government of India under Section 145(2) of the Income Tax Act, 1961. Where debentures are held as stock in trade and unpaid interest has accrued before acquisition of Debentures and is included in the price paid for the Debentures, subsequent receipt of interest is to be allocated between pre-acquisition and post-acquisition periods, the pre acquisition portion

of the interest is reduced from the actual cost and is to be treated as interest. In the case of Debentures held by Scheduled Bank and Public Financial Institutions, income is to be recognized in accordance with the guidelines issued by the Reserve Bank of India in this regard.

D. Debentures Received as gift without consideration or inadequate consideration

As per section 56(2)(x) of the Income Tax Act, 1961, except in cases which are specifically exempted under this clause (such as gift received from relative as defined under the section), where the debentures are received without consideration where the aggregate market value of all gifts received exceeds Rs. 50,000 the aggregate market value of the debentures shall be taxable as income in the hands of the recipient. Similarly, if debentures are received for inadequate consideration, the shortfall in the consideration will be treated as income of the recipient subject to the provisions contained in section 56(2)(x) of the Income Tax Act, 1961. There is no gift tax for the Donor of the Debentures

II. TO THE NON-RESIDENT DEBENTURE HOLDER

1. A Non – Resident Indian has an option to be governed by Chapter XII – A of the I.T. Act, subject to the provisions contained therein which are given in brief as under:
 - a) As per Section 115E of the I.T. Act, interest income from debentures acquired or purchased with or subscribed to in convertible foreign exchange will be taxable at 20%, whereas, long term capital gains on transfer of such Debentures will be taxable at 10% of such capital gains without indexation of cost of acquisition. Short-term capital gains will be taxable at the normal rates of tax in accordance with and subject to the provisions contained therein.
 - b) As per Section 115G of the I.T. Act, it shall not be necessary for a non-resident Indian to file a return of income under Section 139(1) of the I.T. Act, if his total income consists only of investment income as defined under Section 115C and/or long term capital gains earned on transfer of such investment acquired out of convertible foreign exchange, and the tax has been deducted at source from such income under the provisions of Chapter XVII- B of the I.T. Act in accordance with and subject to the provisions contained therein.
 - c) As per Section 115H of the I.T. Act, where a non-resident Indian becomes a resident in India in any subsequent year, he may furnish to the Assessing Officer a declaration in writing along with return of income under Section 139 for the assessment year for which he is assessable as a resident, to the effect that the provisions of Chapter XII – A shall continue to apply to him in relation to the investment income (other than on shares in an Indian Company) derived from any foreign exchange assets in accordance with and subject to the provisions contained therein. On doing so, the provisions of Chapter XII – A shall continue to apply to him in relation to such income for that assessment year and for every subsequent assessment year until the transfer or conversion (otherwise than by transfer) into money of such assets.
 - d) As per Section 115D (1) of the I.T. Act no deduction in respect of any expenditure or allowance shall be allowed under any provisions of the IT Act in the computation of income of a non-resident Indian under Chapter XII – A of the I. T. Act.
 - e) In accordance with and subject to the provisions of Section 115-I of the I. T. Act, a Non-Resident Indian may opt not to be governed by the provisions of Chapter XII – A of the I. T. Act.
 - f) Long Term capital gains on transfer of listed debentures would be subject to tax at the rate of 10% computed without indexation.
 - g) Interest income and Short – term capital gains on the transfer of listed debentures, where debentures are held for a period of not more than 12 months preceding the date of transfer, would be taxed at the normal rates of tax in accordance with and subject to the provisions of the I.T. Act.
 - h) Where debentures are held as stock in trade, the income on transfer of debentures would be taxed as business income or loss in accordance with and subject to the provisions of the I. T. Act.
2. Under Section 195 of the I. T. Act, the applicable rate of tax deduction at source is 20% on investment income and 10% on any long-term capital gains as per Section 115E, and 30% for Short Term Capital Gains if the payee debenture Holder is a Non-Resident Indian.

3. As per Section 74 of the I. T. Act, short-term capital loss on transfer of debentures suffered during the year is allowed to be set-off against short-term as well as long-term capital gains of the said year. Balance loss, if any could be carried forward for eight years for claiming set-off against subsequent years' short-term as well as long-term capital gains. Long-term capital loss on debentures suffered during the year is allowed to be setoff only against long-term capital gains. Balance loss, if any, could be carried forward for eight years for claiming set-off against subsequent year's long-term capital gains.
4. The income tax deducted shall be increased by applicable surcharge and health and education cess.
5. As per Section 90(2) of the I.T. Act read with the Circular No. 728 dated October 30, 1995 issued by the Central Board of Direct Taxes, in the case of a remittance to a country with which a Double Tax Avoidance Agreement (DTAA) is in force, the tax should be deducted at the rate provided in the Finance Act of the relevant year or at the rate provided in the DTAA, whichever is more beneficial to the assessee. However, submission of tax residency certificate (TRC), is a mandatory condition for availing benefits under any DTAA. If the tax residency certificate does not contain the prescribed particulars as per CBDT Notification 57/2013 dated August 1, 2013, a self-declaration in Form 10F would need to be provided by the assessee along with TRC.
6. Alternatively, to avail non deduction or lower deduction of tax at source, as the case may be, the Debenture Holder should furnish a certificate under Section 195(2) and 195(3) of the I.T. Act, from the Assessing Officer before the prescribed date of closure of books for payment of debenture interest.
7. In case the Debentures are held as stock in trade by the debenture holder, the income/loss from transfer of debentures would be taxed as Income from Business. Such income is to be computed in accordance with the Income Computation and Disclosure Standard VIII which is notified by the Ministry of Finance, Government of India under Section 145(2) of the Income Tax Act, 1961. Where debentures are held as stock in trade and unpaid interest has accrued before acquisition of Debentures and is included in the price paid for the Debentures, subsequent receipt of interest is to be allocated between pre-acquisition and post-acquisition periods, the pre-acquisition portion of the interest is reduced from the actual cost and is to be treated as interest. In the case of Debentures held by Scheduled Bank, income is to be recognized in accordance with the guidelines issued by the Reserve Bank of India in this regard.
8. As per section 56(2)(x) of the Income Tax Act, 1961, except in cases which are specifically exempted under this clause (such as gift received from relative as defined under the section), where the debentures are received without consideration where the aggregate market value of all gifts received exceeds Rs. 50,000/- the aggregate market value of the debentures shall be taxable as income in the hands of the recipient. Similarly, if debentures are received for inadequate consideration, the shortfall in the consideration will be treated as income of the recipient subject to the provisions contained in section 56(2)(x) of the Income Tax Act, 1961. There is no gift tax for the Donor of the Debentures.
9. As per the provisions of Section 54F of the I.T. Act, any long-term capital gains on transfer of a long term capital asset arising to a Debenture Holder who is an individual or Hindu Undivided Family, is exempt from tax if the entire net sales consideration is utilized, within a period of one year before, or two years after the date of transfer, in purchase of a new residential house in India, or for construction of residential house in India within three years from the date of transfer subject to conditions. If part of such net sales consideration is invested within the prescribed period in a residential house, then such gains would be chargeable to tax on a proportionate basis. This exemption is available, subject to the conditions stated therein. (With effect from 01-04-2023 any amount in excess of Rs. 10 Crores for purchase of the new residential house will be ignored for working out the exemption).

III. TO THE FOREIGN INSTITUTIONAL INVESTORS/ FOREIGN PORTFOLIO INVESTORS (FIIs/ FPIs)

1. As per Section 2(14)(b) of the I. T. Act, any securities held by FIIs which has invested in such securities in accordance with the regulations made under the Securities and Exchange Board of India Act, 1992, shall be treated as capital assets. Accordingly, any gains arising from transfer of such securities shall be chargeable to tax in the hands of FIIs as capital gains.
2. In accordance with and subject to the provisions of Section 115AD of the I. T. Act, long term capital gains on transfer of debentures by FIIs are taxable at 10% (plus applicable surcharge and cess) and short term capital gains are taxable at 30% (plus applicable surcharge and cess). The benefit of cost indexation will not be available. Further, benefit of provisions of the first proviso of Section 48 of the I. T. Act will not apply.

3. Interest on NCD may be eligible for concessional tax rate of 5% (plus applicable surcharge and health and education cess) for interest referred under Section 194LD.
4. Further, in case where section 194LD is not applicable, the interest income earned by FIIs/FPIs should be chargeable to tax at the rate of 20% under section 115AD of the IT Act. Tax shall be deducted u/s. 196D of the IT Act on such income at 20%. Where DTAA is applicable to the payee, the rate of tax deduction shall be lower of rate as per DTAA or 20%, subject to the conditions prescribed therein.
5. Section 194LD in the I.T. Act provides for lower rate of withholding tax at the rate of 5% on payment by way of interest paid by an Indian Company to FIIs and Qualified Foreign Investor in respect of rupee denominated bond of an Indian Company between June 1, 2013 and July 1, 2023 provided such rate does not exceed the rate as may be notified by the Government.
6. The income tax deducted shall be increased by applicable surcharge and health and education cess.
7. In accordance with and subject to the provisions of Section 196D(2) of the I.T. Act, no deduction of tax at source is applicable in respect of capital gains arising on the transfer of debentures by FIIs referred to in section 115AD.
8. The CBDT has issued a Notification No. 9 dated 22 January 2014 which provides that Foreign Portfolio Investors (FPI) registered under SEBI (Foreign Portfolio Investors) Regulations, 2014 shall be treated as FII for the purpose of Section 115AD of the I.T. Act.

IV. TO MUTUAL FUNDS

All mutual funds registered under Securities and Exchange Board of India or set up by public sector banks or public financial institutions or authorized by the Reserve Bank of India are exempt from tax on all their income, including income from investment in Debentures under the provisions of Section 10 (23D) of the I. T. Act in accordance with the provisions contained therein. Further, as per the provisions of section 196 of the I. T. Act, no deduction of tax shall be made by any person from any sums payable to mutual funds specified under Section 10(23D) of the I. T. Act, where such sum is payable to it by way of interest or dividend in respect of any securities or shares owned by it or in which it has full beneficial interest, or any other income accruing or arising to it.

V. TO SPECIFIED FUNDS (“SPECIFIED FUND” AS DEFINED UNDER SECTION 10(4D) OF THE IT ACT)

The income of Specified Funds is taxable for the year beginning April 1, 2020, to the extent attributable to units held by non resident (not being a permanent establishment of a non-resident in India), and in accordance with and subject to the provisions of Section 115AD of the I.T. Act, as under:

- a) The interest income earned are chargeable to tax at the rate of 10%
- b) Long term capital gains on transfer of debentures to the specified extent are taxable at 10% (benefit of provisions of the first proviso of section 48 of the I. T. Act will not apply); and
- c) Short-term capital gains are taxable at 30%.

Further, where any income in respect of NCD is payable to Specified Funds, tax shall be deducted at the rate of 10% on the income other than exempt under section 10(4D) with effect from November 1, 2020 as per Section 196D of the IT Act.

The income tax deducted shall be increased by applicable surcharge and health and education cess

VI. REQUIREMENTS TO FURNISH PAN/FILING OF RETURNS UNDER THE I. T. ACT

1. SEC. 139A (5A)

Section 139A (5A) requires every person from whom income tax has been deducted at source under chapter XVII – B of the I. T. Act to furnish his PAN to the person responsible for deduction of tax at source.

2. SEC. 206AA

- a) Section 206AA of the I. T. Act requires every person entitled to receive any sum, on which tax is deductible under Chapter XVIIB ('deductee') to furnish his PAN to the deductor, failing which tax shall be deducted at the higher of the following rates:
 - (i) at the rate specified in the relevant provision of the I. T. Act; or
 - (ii) at the rate or rates in force; or
 - (iii) at the rate of twenty per cent
- b) A declaration under Section 197A (1) or 197A (1A) or 197A (1C) shall not be valid unless the person furnishes his PAN in such declaration and the deductor is required to deduct tax as per Para (a) above in such a case.
- c) Where a wrong PAN is provided, it will be regarded as non furnishing of PAN and Para (a) above will apply.
- d) As per Rule 37BC, the higher rate under section 206AA shall not apply to a non resident, not being a company, or to a foreign company, in respect of payment of interest, if the non-resident deductee furnishes the prescribed details inter alia TRC and Tax Identification Number (TIN).

3. SEC. 206AB

Further, the Finance Act, 2021 inserted new section for punitive withholding tax rate for non-filers of return of income with effect from 1 July 2021 as per which payments made to the specified persons will be subject to TDS at higher of twice the applicable rate or 5% in respect of all TDS/TCS provisions except for specific exclusions.

NOTES FORMING PART OF STATEMENT OF TAX BENEFITS

1. The above Statement sets out the provisions of law in a summary manner only and is not a complete analysis or listing of all potential tax consequences of the purchase, ownership and disposal of debenture/bonds.
2. The above statement covers only certain relevant benefits under the Income Tax Act, 1961 and does not cover benefits under any other law.
3. The above statement of possible tax benefits is as per the current direct tax laws after taking into account the amendments proposed by the Finance Bill, 2024 which is yet to be enacted.
4. This statement is intended only to provide general information to the Debenture Holders and is neither designed nor intended to be a substitute for professional tax advice. In view of the individual nature of tax consequences, each debenture Holder is advised to consult his/her/its own tax advisor with respect to specific consequences of his/her/its holding in the debentures of the Company.
5. Several of the above tax benefits are dependent on the debenture holders fulfilling the conditions prescribed under the relevant tax laws and subject to Chapter X and Chapter XA of the Act.
6. The stated benefits will be available only to the sole/ first named holder in case the debenture is held by joint holders.
7. In respect of non-residents, the tax rates and consequent taxation mentioned above will be further subject to any benefits available under the relevant tax treaty, if any, between India and the country in which the non-resident has fiscal domicile.
8. In respect of non-residents, taxes paid in India could be claimed as a credit in accordance with the provisions of the relevant tax treaty and applicable domestic tax law.
9. No assurance is given that the revenue authorities/ courts will concur with the views expressed herein. Our views are based on the existing provisions of law and its interpretation, which are subject to changes from time to time. We do not assume responsibility to update the views consequent to such changes. We shall not be liable to any claims, liabilities or expenses relating to this assignment except to the extent of fees relating to this assignment, as finally judicially determined to have resulted primarily from bad faith or intentional misconduct. We will not be liable to any other person in respect of this statement.

SECTION IV – ABOUT OUR COMPANY

INDUSTRY OVERVIEW

OVERVIEW OF GLOBAL ECONOMY

Global growth is expected to slow to 2.4 percent in 2024 – the third consecutive year of deceleration reflecting the lagged and ongoing effects of tight monetary policies to rein in decades-high inflation, restrictive credit conditions, and anemic global trade and investment. Near-term prospects are diverging, with subdued growth in major economies alongside improving conditions in emerging market and developing economies (EMDEs) with solid fundamentals. Meanwhile, the outlook for EMDEs with pronounced vulnerabilities remains precarious amid elevated debt and financing costs. Downside risks to the outlook predominate. The recent conflict in the Middle East, coming on top of the Russian Federation’s invasion of Ukraine, has heightened geopolitical risks. Conflict escalation could lead to surging energy prices, with broader implications for global activity and inflation. Other risks include financial stress related to elevated real interest rates, persistent inflation, weaker-than-expected growth in China, further trade fragmentation, and climate change-related disasters. Against this backdrop, policy makers face enormous challenges and difficult trade-offs. International cooperation needs to be strengthened to provide debt relief, especially for the poorest countries; tackle climate change and foster the energy transition; facilitate trade flows; and alleviate food insecurity. EMDE central banks need to ensure that inflation expectations remain well anchored and that financial systems are resilient.

Elevated public debt and borrowing costs limit fiscal space and pose significant challenges to EMDEs – particularly those with weak credit ratings – seeking to improve fiscal sustainability while meeting investment needs. Commodity exporters face the additional challenge of coping with commodity price fluctuations, underscoring the need for strong policy frameworks. To boost longer-term growth, structural reforms are needed to accelerate investment, improve productivity growth, and close gender gaps in labor markets.

Source: Global Economic Prospects – January 2024

Near-term prospects are diverging (figure 1.1.A). Growth in advanced economies as a whole and in China is projected to slow in 2024 to well below its 2010-19 average pace. Meanwhile, aggregate growth is set to improve in EMDEs with strong credit ratings, remaining close to pre-pandemic average rates. Although overall growth is also expected to firm somewhat from its 2023 low in EMDEs with weak credit ratings, the outlook for many such countries remains precarious, given elevated debt and financing costs, and idiosyncratic headwinds such as conflict.

Global headline and core inflation have continued to decline from 2022 peaks. Nonetheless, inflation remains above target in most advanced economies and about half of inflation-targeting EMDEs. Global inflation is projected to remain above its 2015-19 average beyond 2024 (figure 1.1.B). Monetary tightening in advanced economies is concluding, but real policy interest rates are expected to remain elevated for some time, as inflation returns to target only gradually. This will keep the stance of advanced-economy monetary policies restrictive in the near-term, following the largest and fastest increase in U.S. real policy rates since the early 1980s (figure 1.1.C).

Long-term yields on advanced-economy government bonds were volatile in 2023, reflecting shifting expectations about the path of future interest rates and sizable movements in term premia. Although yields have retreated from their late-October peaks, they still imply increased fiscal vulnerabilities, given that median global government debt has risen by 20 percentage points of GDP since 2007, when U.S. yields were last at their current levels. The drag on growth from monetary tightening is expected to peak in 2024 in most major economies, assuming an orderly evolution of broader financial conditions. Thus far, headwinds to growth from elevated interest rates have been offset, to some degree, by households and firms spending out of savings buffers, resilient risk appetite, and extended maturities on stocks of low-cost debt, as well as by expansionary fiscal policy in some cases, most notably the United States.

Global trade growth in 2023 was the slowest outside global recessions in the past 50 years, with goods trade contracting amid anemic global industrial production. Services trade has continued to recover from the effects of the pandemic, but at a slower pace than previously expected. Global trade growth is projected to pick up to 2.3 percent in 2024, partly reflecting a recovery of demand for goods and, more broadly, in advanced-economy trade (figure 1.1.D).

The recent conflict in the Middle East has so far had only a muted impact on commodity prices. In 2023 as a whole, most commodity prices weakened to varying degrees; however, they remain above pre-pandemic levels. Despite recent volatility triggered mainly by the conflict, and assuming hostilities do not escalate, average oil prices in 2024 are projected to edge down as global growth weakens and oil production increases. Metal prices are set to decline again as the slower growth in China further weighs on metal demand. Food prices are expected to soften further this year amid ample supplies for major

crops but remain elevated. Against this backdrop, global growth is estimated to have weakened last year to 2.6 percent (table 1.1). Although this is 0.5 percentage point higher than last June’s forecast, it is mainly due to better than-expected growth in the United States. Global growth is forecast to slow again, to 2.4 percent in 2024. This deceleration reflects softening labor markets, reduced savings buffers, waning pent-up demand for services, the lagged effects of monetary tightening, and fiscal consolidation.

Over 2020-24, the forecast entails the weakest start to a decade for global growth since the 1990s—another period characterized by geopolitical strains and a global recession (figure 1.1.E; Kose, Sugawara, and Terrones 2020). Global growth is projected to pick up to 2.7 percent in 2025, as inflation continues to slow, interest rates decline, and trade growth firms.

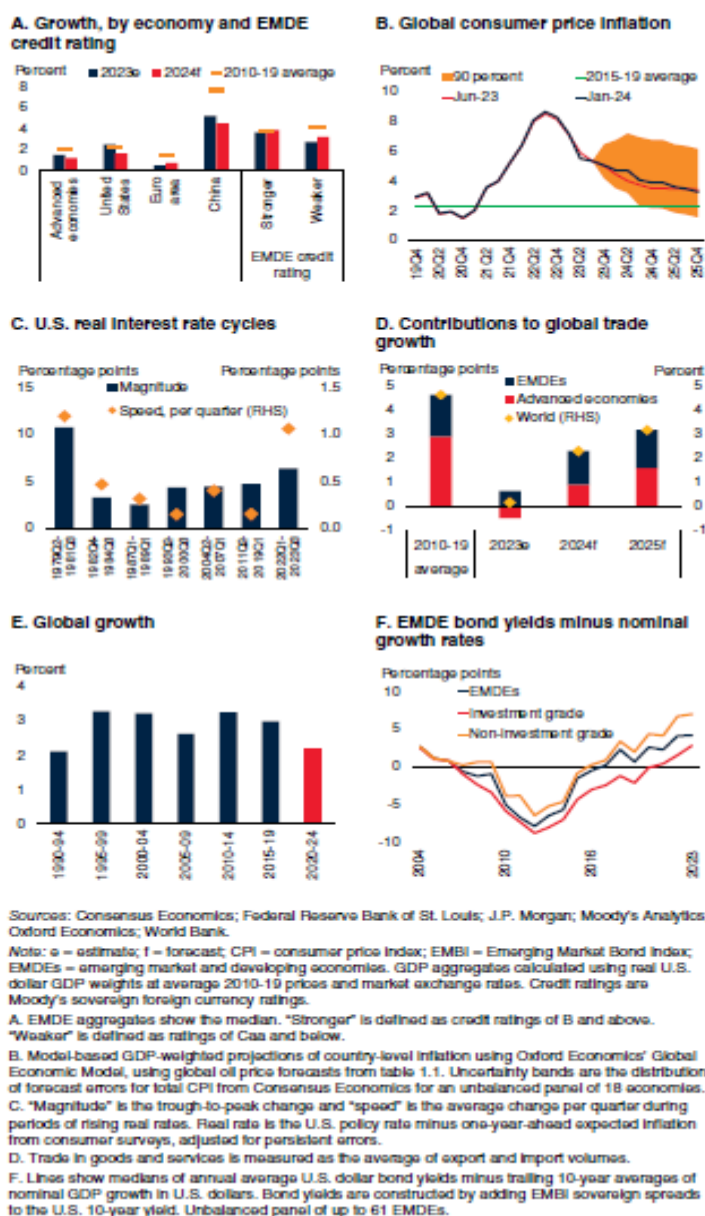
Advanced-economy growth is set to bottom out at 1.2 percent in 2024 as growth in the United States slows, while euro area growth, which was feeble last year, picks up slightly as lower inflation boosts real wages. In 2025, growth in advanced economies is forecast to pick up to 1.6 percent as the euro area continues to recover and U.S. growth edges up toward its long-term trend rate amid declining inflation and more supportive monetary policy.

Growth in EMDEs is forecast to average 3.9 percent a year over 2024-25. China’s growth is expected to slow notably this year, as tepid consumer sentiment and a continued downturn in the property sector weigh on demand and activity. Excluding China, EMDE growth is set to firm from 3.2 percent in 2023 to 3.5 percent this year and 3.8 percent in 2025. This pickup reflects a rebound in trade and improving domestic demand in several large economies, as inflation continues to recede. Nonetheless, elevated borrowing costs will continue to squeeze fiscal space in EMDEs: U.S. dollar-denominated bond yields are well above the growth rates of nominal GDP in many countries, especially those with weaker creditworthiness (figure 1.1.F). Although growth in low income countries (LICs) is forecast to firm, this will follow a feeble recovery from 2020, with violence and political instability in some countries curtailing activity last year.

Global Trade

Global trade in goods and services was virtually flat in 2023, growing by an estimated 0.2 percent—the slowest expansion outside global recessions in the past 50 years. Goods trade contracted last year, reflecting declines in key advanced economies and deceleration in EMDEs, and mirroring the sharp slowdown in the growth of global industrial production. This marked the first sustained contraction in goods trade outside a global recession in the past 20 years (figure 1.3.A). Reflecting stagnant goods trade and fading pandemic-era disruptions, global supply chain pressures have returned to pre-pandemic averages after receding to record lows in mid-2023. Services trade slowed in the second half of 2023, following an initial rebound from the pandemic (figure 1.3.B).

After lagging the pace of global growth in 2023, global trade is projected to pick up to 2.3 percent in 2024, mirroring projected growth in global output (figure 1.3.C). This reflects a partial normalization of trade patterns following exceptional weakness

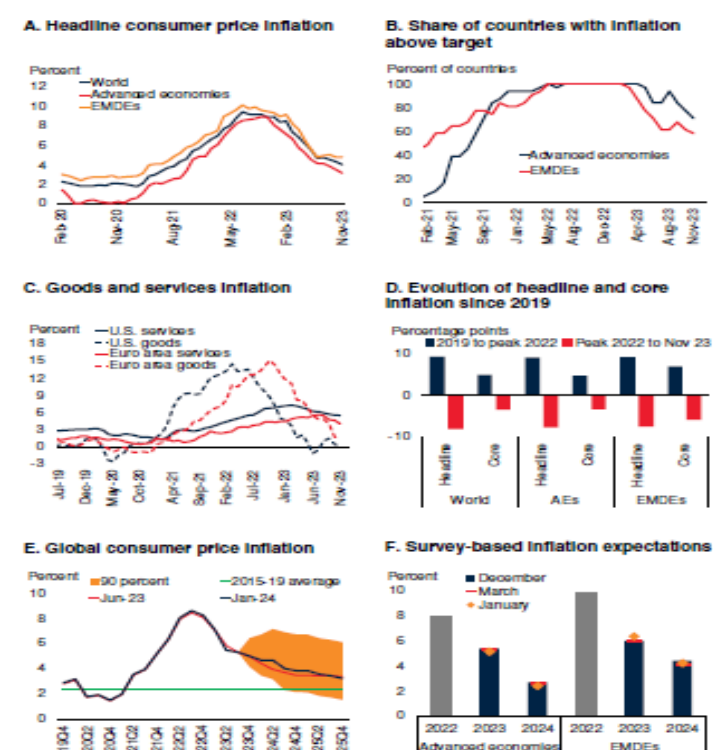
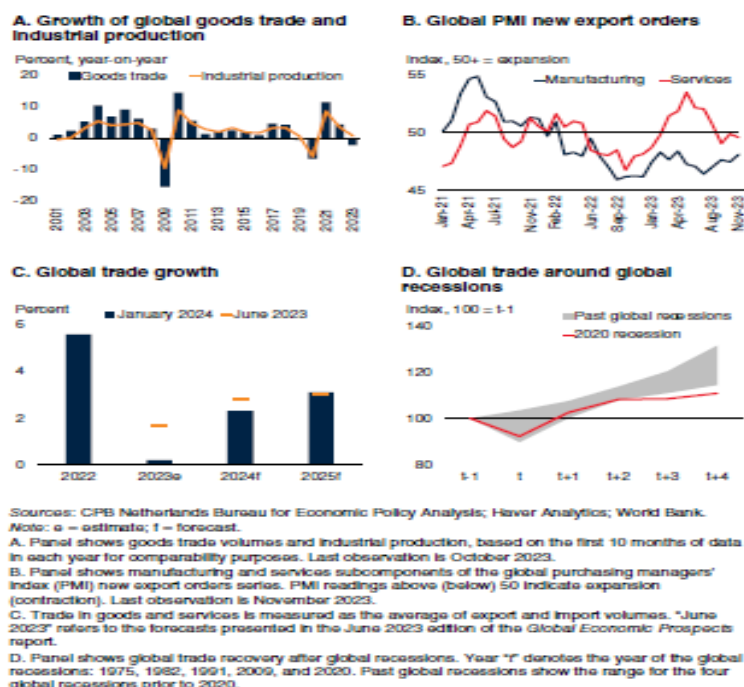


last year (WTO 2023). Goods trade is envisaged to start expanding again, while the contribution of services to total trade growth is expected to decrease, aligning more closely with the trade composition patterns observed before the pandemic. However, in the near term, the responsiveness of global trade to global output is expected to remain lower than before the pandemic, reflecting subdued investment growth. This is because investment tends to be more trade-intensive than other types of expenditures. Global tourist arrivals are expected to return to pre-pandemic levels in 2024, although the recovery is set to lag in some countries where reopening was delayed. The global trade growth forecast for 2024 has been revised down by 0.5 percentage point since June, reflecting weaker-than-expected growth in China and in global investment. As a result, the recovery of trade now projected for 2021-24 is the weakest following a global recession in the past half century (figure 1.3.D).

Global inflation

Global headline consumer price inflation declined substantially in 2023 (figure 1.5.A). Moderating energy and food price inflation, along with slowing consumer demand for goods and the recovery of global supply chains, exerted significant downward pressure on goods inflation. Nonetheless, inflation remains above targets in most advanced economies and in about half of inflation-targeting EMDEs (figure 1.5.B). In the major advanced economies, the rotation of demand from goods to services continued. Declining goods inflation amid easing import prices was partly offset, however, by persistent services inflation tied to tight domestic labor markets (figure 1.5.C). As a result, core inflation, which surged less than headline inflation in 2021-22, has also declined less since its 2022 peak (figure 1.5.D).

The decline in core inflation has proceeded under markedly different growth conditions across countries. In the United States, disinflation has occurred alongside resilient activity and low unemployment, thanks partly to increasing labor supply, improving supply chains, and falling oil prices. The decline in the euro area inflation was accompanied by weak growth, reflecting the negative supply shocks from earlier sharp energy price increases. In most EMDEs, headline and core inflation receded last year as growth weakened. Nevertheless, in countries facing financial



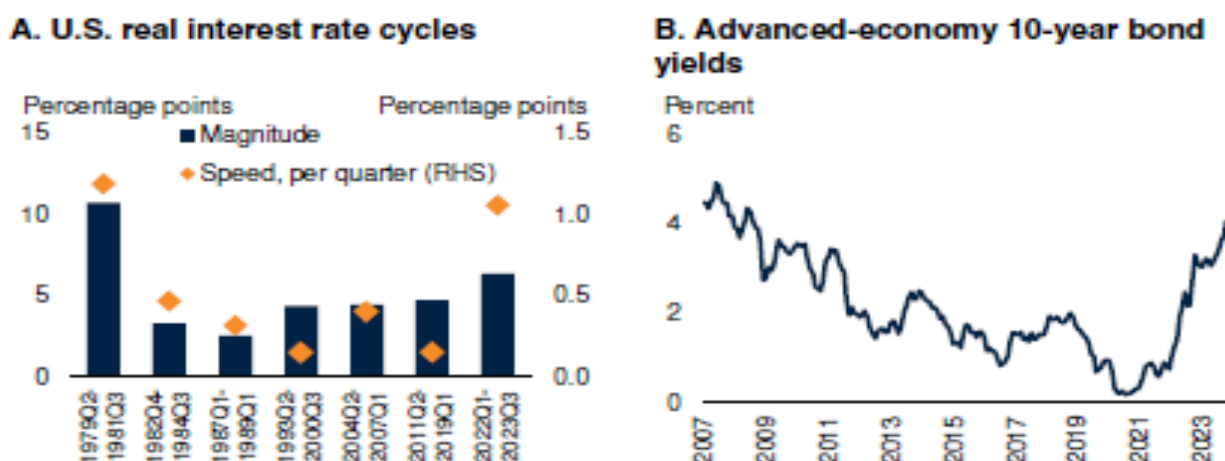
Sources: AREAR (database); Consensus Economics; Eurostat; Federal Reserve Bank of St. Louis; Haver Analytics; Oxford Economics; World Bank.
Note: AEs = advanced economies; CPI = consumer price index; EMDEs = emerging market and developing economies.
A. Panel shows median year-on-year headline inflation. Sample includes 35 advanced economies and up to 100 EMDEs. Last observation is November 2023.
B. Panel shows the share of economies with inflation-targeting frameworks where year-on-year inflation is more than 0.5 percentage point above target (or the midpoint of the target range). Last observation is November 2023.
C. U.S. goods inflation is the weighted average of durables and non-durables inflation, with their respective shares in the CPI basket as the weights. Last observation is November 2023.
D. Panel shows the percentage point difference in the median 6-month annualized inflation rates from the average 2019 level to the peak in 2022, and from the peak in 2022 to November 2023.
E. Model-based GDP-weighted projections of year-on-year country-level CPI inflation using Oxford Economics' Global Economic Model, using global oil price forecasts from table 1.1. The 90 percent uncertainty bands constructed from the distribution of forecast errors for total CPI from Consensus Economics for an unbalanced panel of 18 economies.
F. Panel shows median headline CPI inflation expectations for 32 advanced economies and 51 EMDEs derived from Consensus Economics surveys in respective months of 2023.

stress, inflation remained very high, in association with currency depreciations.

In 2024-25, global inflation is expected to decline further, underpinned by the projected weakness in global demand growth and slightly lower commodity prices. Subdued demand reflects the effects of tight monetary and credit conditions and softening labor markets. Thus, global headline inflation, on a year-on-year basis, is forecast to recede to 3.7 percent in 2024 and 3.4 percent in 2025—still above the pre-pandemic (2015-19) average but closer to central bank inflation targets (figure 1.5.E). Surveys of inflation expectations similarly suggest a steady decline in inflation, but to levels in 2024 that are still higher than pre-pandemic averages (figure 1.5.F). In particular, Consensus forecasts indicate lower inflation this year than last in 85 percent of EMDEs.

Global financial developments

Monetary tightening in advanced economies is concluding, with subsequent easing of policy interest rates likely to proceed at a measured pace. This, alongside softening inflation, could keep real policy rates elevated for an extended period, following the largest and fastest increase in real U.S. policy rates since the early 1980s (figure A). In the United States, tight monetary policy reflects better-than-expected growth outturns. In the euro area, persistent core inflation has played a larger role. Reflecting both the outlook for policy rates and volatile term premia, government bond yields in advanced economies in October reached their highest levels since the late 2000s. Although yields have pulled back since then, they remain at levels that will put upward pressure on the cost of capital for governments and firms as debts are rolled over (figure B).



Source: Global Economic Prospects – January 2024

INDIA ECONOMIC OVERVIEW

Strong economic growth in the first quarter of FY23 helped India overcome the UK to become the fifth-largest economy after it recovered from the COVID-19 pandemic shock. India's gross domestic product (GDP) at current prices in the second quarter (Q2) of 2023-24 is estimated to be Rs. 71.66 trillion (US\$ 861.2 billion), as against Rs. 65.67 trillion (US\$ 789.2 billion) in Q2 of 2022-23, showing a growth rate of 9.1%. Strong domestic demand for consumption and investment, along with Government's continued emphasis on capital expenditure are seen as among the key driver of the GDP in the first half of FY24. In 2023-24 (April-December), India's service exports stood at US\$ 247.92 billion. Furthermore, India's overall exports (services and merchandise) in 2023-24 (April-December) were estimated at US\$ 565.04 billion. Rising employment and substantially increasing private consumption, supported by rising consumer sentiment, will support GDP growth in the coming months.

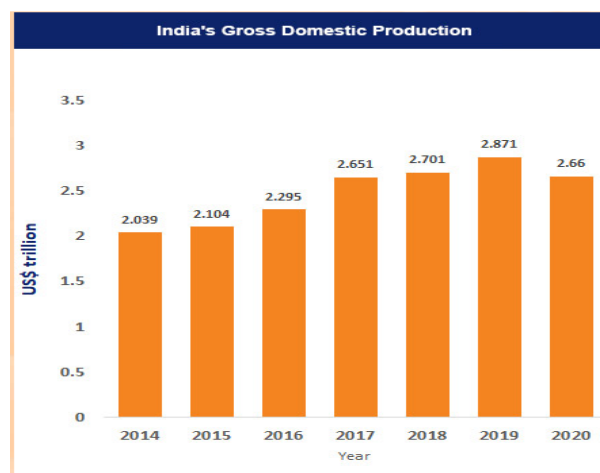
Future capital spending of the government in the economy is expected to be supported by factors such as tax buoyancy, the streamlined tax system with low rates, a thorough assessment and rationalisation of the tariff structure, and the digitization of tax filing. In the medium run, increased capital spending on infrastructure and asset-building projects is set to increase growth multipliers. The contact-based services sector has largely demonstrated promise to boost growth by unleashing the pent-up demand. The sector's success is being captured by a number of HFIs (High-Frequency Indicators) that are performing well, indicating the beginnings of a comeback.

India has emerged as the fastest-growing major economy in the world and is expected to be one of the top three economic powers in the world over the next 10-15 years, backed by its robust democracy and strong partnerships.

India's appeal as a destination for investments has grown stronger and more sustainable as a result of the current period of global unpredictability and volatility, and the record amounts of money raised by India-focused funds in 2022 are evidence of investor faith in the "Invest in India" narrative.

Market Size

India's nominal gross domestic product (GDP) at current prices is estimated to be at Rs. 296.58 trillion (US\$ 3.56 trillion) in 2023-24. Additionally, the Nominal GDP at current prices in Q2 of 2023-24 was Rs. 71.66 trillion (US\$ 861.2 billion), as against Rs. 65.67 trillion (US\$ 789.2 billion) in 2022-23, estimating a growth of 9.1%. As of 03rd October 2023, India is home to 111 unicorns with a total valuation of US\$ 349.67 Billion. Out of the total number of unicorns, 45 unicorns with a total valuation of US\$ 102.30 Billion were born in 2021 and 22 unicorns with a total valuation of \$ 29.20 Billion were born in 2022. India presently has the third-largest unicorn base in the world. The government is also focusing on renewable sources by achieving 40% of its energy from non-fossil sources by 2030. India is committed to achieving the country's ambition of Net Zero Emissions by 2070 through a five-pronged strategy, 'Panchamrit'. Moreover, India ranked 3rd in the renewable energy country attractive index.



According to the McKinsey Global Institute, India needs to boost its rate of employment growth and create 90 million non-farm jobs between 2023 to 2030 in order to increase productivity and economic growth. The net employment rate needs to grow by 1.5% per annum from 2023 to 2030 to achieve 8-8.5% GDP growth between same time period. The current account deficit stood at US\$ 8.3 billion, or 1% of GDP, in the second quarter of fiscal 2023-24 as compared to US\$ 9.2 billion or 1.1% of GDP in the preceding quarter.

Exports fared remarkably well during the pandemic and aided recovery when all other growth engines were losing steam in terms of their contribution to GDP. Going forward, the contribution of merchandise exports may waver as several of India's trade partners witness an economic slowdown. According to Minister of Commerce and Industry, Consumer Affairs, Food and Public Distribution and Textiles Mr. Piyush Goyal, Indian exports are expected to reach US\$ 1 trillion by 2030.

Recent Developments

India is primarily a domestic demand-driven economy, with consumption and investments contributing to 70% of the economic activity. With an improvement in the economic scenario and the Indian economy recovering from the Covid-19 pandemic shock, several investments and developments have been made across various sectors of the economy. According to World Bank, India must continue to prioritise lowering inequality while also putting growth-oriented policies into place to boost the economy. In view of this, there have been some developments that have taken place in the recent past. Some of them are mentioned below:

- As of January 19, 2024, India's foreign exchange reserves stood at US\$ 616.14 billion.
- In 2023, India saw a total of US\$ 49.8 billion in PE-VC investments.
- Merchandise exports in December 2023 stood at US\$ 38.45 billion, with total merchandise exports of US\$ 505.15 billion during the period of April-December (2023-24).
- India was also named as the 48th most innovative country among the top 50 countries, securing 40th position out of 132 economies in the Global Innovation Index 2023. India rose from 81st position in 2015 to 40th position in 2023. India ranks 3rd position in the global number of scientific publications.
- At the beginning of January 2024, the PMI Services comfortably remained in the expansionary zone, registering a value of 61.2.
- In December 2023, the gross Goods and Services Tax (GST) revenue collection stood at Rs.1,64,882 crore (US\$ 19.80 billion), of which CGST is Rs. 30,443 crore (US\$ 3.65 billion), SGST is Rs. 37,935 crore (US\$ 4.55 billion).
- Between April 2000–September 2023, cumulative FDI equity inflows to India stood at US\$ 953.14 billion.
- In November 2023, the overall IIP (Index of Industrial Production) stood at 141. The Indices of Industrial Production for the mining, manufacturing and electricity sectors stood at 131.1, 139.2 and 176.3, respectively, in November 2023.
- According to data released by the Ministry of Statistics & Programme Implementation (MoSPI), India's Consumer Price Index (CPI) based retail inflation reached 5.55% in November 2023.

- Foreign Institutional Investors (FII) inflows between April-July (2023-24) were close to Rs. 80,500 crore (US\$ 9.67 billion), while Domestic Institutional Investors (DII) sold Rs. 4,500 crore (US\$ 540.56 million) in the same period. As per depository data, Foreign Portfolio Investors (FPIs) invested Rs. 261,856 crore (US\$ 31.5 billion) in India during April-December (2023-24).
- The wheat procurement during RMS 2023-24 (till May) was estimated to be 262 lakh metric tonnes (LMT) and the rice procured in KMS 2023-24 was 385 LMT. The combined stock position of wheat and rice in the Central Pool is over 579 LMT (Wheat 312 LMT and Rice 267 LMT).

Government Initiatives

Over the years, the Indian government has introduced many initiatives to strengthen the nation's economy. The Indian government has been effective in developing policies and programmes that are not only beneficial for citizens to improve their financial stability but also for the overall growth of the economy. Over recent decades, India's rapid economic growth has led to a substantial increase in its demand for exports. Besides this, a number of the government's flagship programmes, including Make in India, Start-up India, Digital India, the Smart City Mission, and the Atal Mission for Rejuvenation and Urban Transformation, is aimed at creating immense opportunities in India. In this regard, some of the initiatives taken by the government to improve the economic condition of the country are mentioned below:

- On January 22, 2024, Prime Minister Mr. Narendra Modi announced the 'Pradhan Mantri Suryodaya Yojana'. Under this scheme, 1 crore households will receive rooftop solar installations.
- On September 17th, 2023, Prime Minister Mr. Narendra Modi launched the Central Sector Scheme PM-VISHWAKARMA in New Delhi. The new scheme aims to provide recognition and comprehensive support to traditional artisans & craftsmen who work with their hands and basic tools. This initiative is designed to enhance the quality, scale, and reach of their products, as well as to integrate them with MSME value chains.
- On August 6th, 2023, Amrit Bharat Station Scheme was launched to transform and revitalize 1309 railway stations across the nation. This scheme envisages development of stations on a continuous basis with a long-term vision.
- On June 28th, 2023, the Ministry of Environment, Forests, and Climate Change introduced the 'Draft Carbon Credit Trading Scheme, 2023'.
- From April 1st, 2023, Foreign Trade Policy 2023 was unveiled to create an enabling ecosystem to support the philosophy of 'AtmaNirbhar Bharat' and 'Local goes Global'.
- In order to enhance India's manufacturing capabilities by increasing investment and production in the sector, the government of India has introduced the Production Linked Incentive Scheme (PLI) for Pharmaceuticals.
- Prime Minister's Development Initiative for North-East Region (PM-DevINE) was announced in the Union Budget 2022-23 with a financial outlay of Rs. 1,500 crore (US\$ 182.35 million).
- Prime Minister Mr Narendra Modi has inaugurated a new food security scheme for providing free food grains to Antodaya Ann Yojna (AAY) & Primary Household (PHH) beneficiaries, called Pradhan Mantri Garib Kalyan Ann Yojana (PMGKAY) from January 1st, 2023.
- The Amrit Bharat Station scheme for Indian Railways envisages the development of stations on a continuous basis with a long-term vision, formulated on December 29th, 2022, by the Ministry of Railways.
- On October 7th, 2022, the Department for Promotion of Industry and Internal Trade (DPIIT) launched Credit Guarantee Scheme for Start-ups (CGSS) aiming to provide credit guarantees up to a specified limit by start-ups, facilitated by Scheduled Commercial Banks, Non-Banking Financial Companies and Securities and Exchange Board of India (SEBI) registered Alternative Investment Funds (AIFs).
- Telecom Technology Development Fund (TTDF) Scheme was launched in October 2022 by the Universal Service Obligation Fund (USOF), a body under the Department of Telecommunications. The objective is to fund R&D in rural-specific communication technology applications and form synergies among academia, start-ups, research institutes, and the industry to build and develop the telecom ecosystem.
- Home & Cooperation Minister Mr. Amit Shah laid the foundation stone and performed Bhoomi Pujan of Tanot Mandir Complex Project under Border Tourism Development Programme in Jaisalmer in September 2022.
- In August 2022, Mr. Narendra Singh Tomar, Minister of Agriculture and Farmers Welfare inaugurated four new facilities at the Central Arid Zone Research Institute (CAZRI), which has been rendering excellent services for more than 60 years under the Indian Council of Agricultural Research (ICAR).
- In August 2022, a Special Food Processing Fund of Rs. 2,000 crore (US\$ 242.72 million) was set up with National Bank for Agriculture and Rural Development (NABARD) to provide affordable credit for investments in setting up Mega Food Parks (MFP) as well as processing units in the MFPs.
- In July 2022, Deendayal Port Authority (DPA) announced plans to develop two Mega Cargo Handling Terminals on a Build-Operate-Transfer (BOT) basis under Public-Private Partnership (PPP) Mode at an estimated cost of Rs. 5,963 crore (US\$ 747.64 million).

- In July 2022, the Union Cabinet chaired by Prime Minister Mr. Narendra Modi, approved the signing of the Memorandum of Understanding (MoU) between India & Maldives. This MoU will provide a platform to tap the benefits of information technology for court digitization and can be a potential growth area for IT companies and start-ups in both countries.
- India and Namibia entered a Memorandum of Understanding (MoU) on wildlife conservation and sustainable biodiversity utilization on July 20th, 2022, for establishing the cheetah into the historical range in India.
- In July 2022, the Reserve Bank of India (RBI) approved international trade settlements in Indian rupees (Rs.) in order to promote the growth of global trade with emphasis on exports from India and to support the increasing interest of the global trading community.
- The Agnipath Scheme aims to develop a young and skilled armed force backed by an advanced warfare technology scheme by providing youth with an opportunity to serve Indian Army for a 4-year period. It is introduced by the Government of India on June 14th, 2022.
- In June 2022, Prime Minister Mr. Narendra Modi inaugurated and laid the foundation stone of development projects worth Rs. 21,000 crore (US\$ 2.63 billion) at Gujarat Gaurav Abhiyan at Vadodara.
- Mr. Rajnath Singh, Minister of Defence, launched 75 newly developed Artificial Intelligence (AI) products/technologies during the first-ever 'AI in Defence' (AIDef) symposium and exhibition organized by the Ministry of Defence in New Delhi on July 11th, 2022.
- In June 2022, Prime Minister Mr. Narendra Modi laid the foundation stone of 1,406 projects worth more than Rs. 80,000 crore (US\$ 10.01 billion) at the ground-breaking ceremony of the UP Investors Summit in Lucknow. The Projects encompass diverse sectors like Agriculture and Allied industries, IT and Electronics, MSME, Manufacturing, Renewable Energy, Pharma, Tourism, Defence & Aerospace, and Handloom & Textiles.
- The Indian Institute of Spices Research (IISR) under the Indian Council for Agricultural Research (ICAR) inked a Memorandum of Understanding (MoU) with Lysterra LLC, a Russia-based company for the commercialization of bio capsule, an encapsulation technology for bio-fertilization on June 30th, 2022.
- As of April 2022, India signed 13 Free Trade Agreements (FTAs) with its trading partners including major trade agreements like the India-UAE Comprehensive Partnership Agreement (CEPA) and the India-Australia Economic Cooperation and Trade Agreement (IndAus ECTA).
- 'Mission Shakti' was applicable with effect from April 1st, 2022, aimed at strengthening interventions for women's safety, security, and empowerment.
- The Union Budget of 2022-23 was presented on February 1st, 2022, by the Minister for Finance & Corporate Affairs, Ms. Nirmala Sitharaman. The budget had four priorities PM GatiShakti, Inclusive Development, Productivity Enhancement and Investment, and Financing of Investments. In the Union Budget 2022-23, effective capital expenditure is expected to increase by 27% at Rs. 10.68 trillion (US\$ 142.93 billion) to boost the economy. This will be 4.1% of the total Gross Domestic Production (GDP).
- Strengthening of Pharmaceutical Industry (SPI) was launched in March 2022 by the Ministry of Chemicals & Fertilisers to provide credit linked capital and interest subsidy for Technology Upgradation of MSME units in pharmaceutical sector, as well as support of up to Rs. 20 crore (US\$ 2.4 million) each for common facilities including Research centre, testing labs and ETPs (Effluent Treatment Plant) in Pharma Clusters, to enhance the role of MSMEs.
- Under PM GatiShakti Master Plan, the National Highway Network will develop 25,000 km of new highways network, which will be worth Rs. 20,000 crore (US\$ 2.67 billion). In 2022-23. Increased government expenditure is expected to attract private investments, with a production-linked incentive scheme providing excellent opportunities. Consistently proactive, graded, and measured policy support is anticipated to boost the Indian economy.
- In February 2022, The Ministry of Social Justice & Empowerment launched the Scheme for Economic Empowerment of Denotified/Nomadic/SemiNomadic tribal communities (DNTs) (SEED) to provide basic facilities like good quality coaching, and health insurance. livelihoods initiative at a community level and financial assistance for the construction of houses.
- In February 2022, Minister for Finance and Corporate Affairs Ms. Nirmala Sitharaman said that productivity linked incentive (PLI) schemes would be extended to 14 sectors to achieve the mission of AtmaNirbhar Bharat and create 60 lakh jobs with an additional production capacity of Rs. 30 trillion (US\$ 401.49 billion) in the next five years.
- In the Union Budget of 2022-23, the government announced funding for the production-linked incentive (PLI) scheme for domestic solar cells and module manufacturing of Rs. 24,000 crore (US\$ 3.21 billion).
- In the Union Budget of 2022-23, the government announced a production-linked incentive (PLI) scheme for Bulk Drugs which was an investment of Rs. 2,500 crore (US\$ 334.60 million).
- In the Union Budget of 2022, Minister for Finance & Corporate Affairs Ms. Nirmala Sitharaman announced that a scheme for design-led manufacturing in 5G would be launched as part of the PLI scheme.
- In September 2021, Union Cabinet approved major reforms in the telecom sector, which are expected to boost employment, growth, competition, and consumer interests. Key reforms include rationalization of adjusted gross revenue, rationalization of bank guarantees (BGs), and encouragement of spectrum sharing.

- In the Union Budget of 2022-23, the government has allocated Rs. 44,720 crore (US\$ 5.98 billion) to Bharat Sanchar Nigam Limited (BSNL) for capital investments in the 4G spectrum.
- Minister for Finance & Corporate Affairs Ms. Nirmala Sitharaman allocated Rs. 650 crore (US\$ 86.69 million) for the Deep Ocean mission that seeks to explore vast marine living and non-living resources. Department of Space (DoS) has got Rs. 13,700 crore (US\$ 1.83 billion) in 2022-23 for several key space missions like Gaganyaan, Chandrayaan-3, and Aditya L-1 (sun).
- In May 2021, the government approved the production-linked incentive (PLI) scheme for manufacturing advanced chemistry cell (ACC) batteries at an estimated outlay of Rs. 18,100 crore (US\$ 2.44 billion); this move is expected to attract domestic and foreign investments worth Rs. 45,000 crore (US\$ 6.07 billion).
- Minister for Finance & Corporate Affairs Ms. Nirmala Sitharaman announced in the Union Budget of 2022-23 that the Reserve Bank of India (RBI) would issue Digital Rupee using blockchain and other technologies.
- In the Union Budget of 2022-23, Railway got an investment of Rs. 2.38 trillion (US\$ 31.88 billion) and over 400 new high-speed trains were announced. The concept of "One Station, One Product" was also introduced.
- To boost competitiveness, Budget 2022-23 has announced reforming the 16-year-old Special Economic Zone (SEZ) act.
- In June 2021, the RBI (Reserve Bank of India) announced that the investment limit for FPI (foreign portfolio investors) in the State Development Loans (SDLs) and government securities (G-secs) would persist unaffected at 2% and 6%, respectively, in FY22.
- In November 2020, the Government of India announced Rs. 2.65 trillion (US\$ 36 billion) stimulus package to generate job opportunities and provide liquidity support to various sectors such as tourism, aviation, construction, and housing. Also, India's cabinet approved the production-linked incentives (PLI) scheme to provide ~Rs. 2 trillion (US\$ 27 billion) over five years to create jobs and boost production in the country.
- Numerous foreign companies are setting up their facilities in India on account of various Government initiatives like Make in India and Digital India. Prime Minister of India Mr. Narendra Modi launched the Make in India initiative with an aim to boost the country's manufacturing sector and increase the purchasing power of the average Indian consumer, which would further drive demand and spur development, thus benefiting investors. The Government of India, under its Make in India initiative, is trying to boost the contribution made by the manufacturing sector with an aim to take it to 25% of the GDP from the current 17%. Besides, the government has also come up with the Digital India initiative, which focuses on three core components: the creation of digital infrastructure, delivering services digitally, and increasing digital literacy.
- On January 29th, 2022, the National Asset Reconstruction Company Ltd (NARCL) will acquire bad loans worth up to Rs. 50,000 crore (US\$ 6.69 billion) about 15 accounts by March 31st, 2022. India Debt Resolution Co. Ltd (IDRCL) will control the resolution process. This will clean up India's financial system and help fuel liquidity and boost the Indian economy.
- National Bank for Financing Infrastructure and Development (NaBFID) is a bank that will provide non-recourse infrastructure financing and is expected to support projects from the first quarter of FY23; it is expected to raise Rs. 4 trillion (US\$ 53.58 billion) in the next three years.
- By November 1st, 2021, India, and the United Kingdom hope to begin negotiations on a free trade agreement. The proposed FTA between these two countries is likely to unlock business opportunities and generate jobs. Both sides have renewed their commitment to boost trade in a manner that benefits all.
- In August 2021, Prime Minister Mr. Narendra Modi announced an initiative to start a national mission to reach the US\$ 400 billion merchandise export target by FY22.
- In August 2021, Prime Minister Mr. Narendra Modi launched a digital payment solution, e-RUPI, a contactless and cashless instrument for digital payments.
- In April 2021, Dr. Ahmed Abdul Rahman AlBanna, Ambassador of the UAE to India and Founding Patron of IFIICC, stated that trilateral trade between India, the UAE and Israel is expected to reach US\$ 110 billion by 2030.
- India is expected to attract investment of around US\$ 100 billion in developing the oil and gas infrastructure during 2019-23.
- The Government of India is expected to increase public health spending to 2.5% of the GDP by 2025.

Source: <https://www.ibef.org/economy/indian-economy-overview>

OVERVIEW OF THE NBFC MARKET IN INDIA

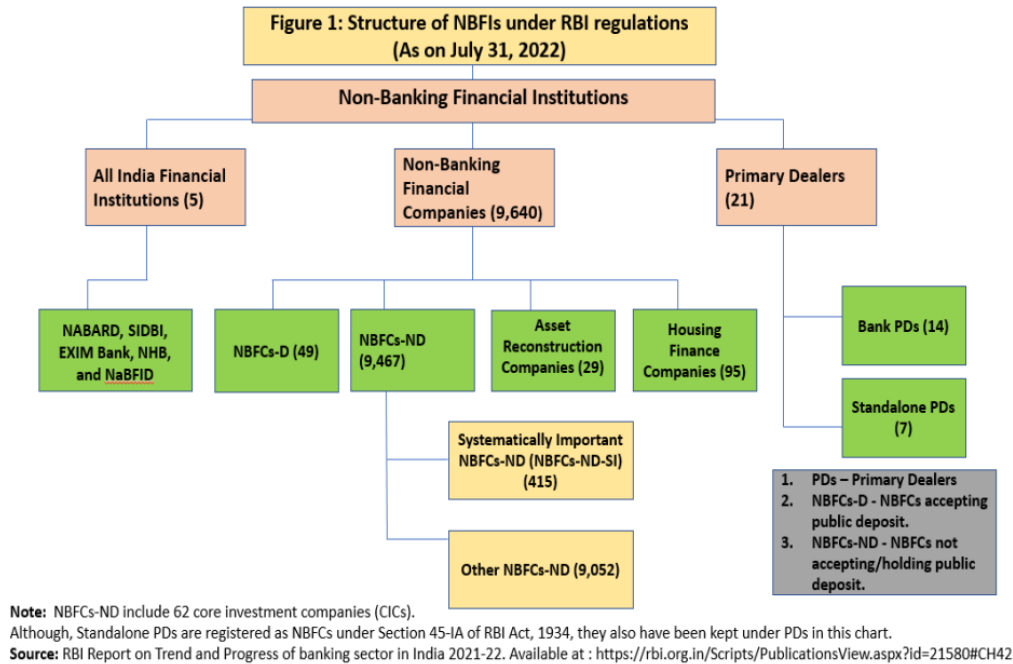
Introduction

NBFC is a Financial Institution that is into Lending or Investment or collecting monies under any scheme or arrangement but does not include any institutions which carry on its principal business as agriculture activity, industrial activity, trading

and purchase or sale of immovable properties. A company that carries on the business of accepting deposits as its principal business is also an NBFC.

Source: <https://www.legalserviceindia.com/legal/article-5832-an-overview-of-non-banking-financial-service-institutions.html>

Structure of NBFIs under the Reserve Bank Regulation



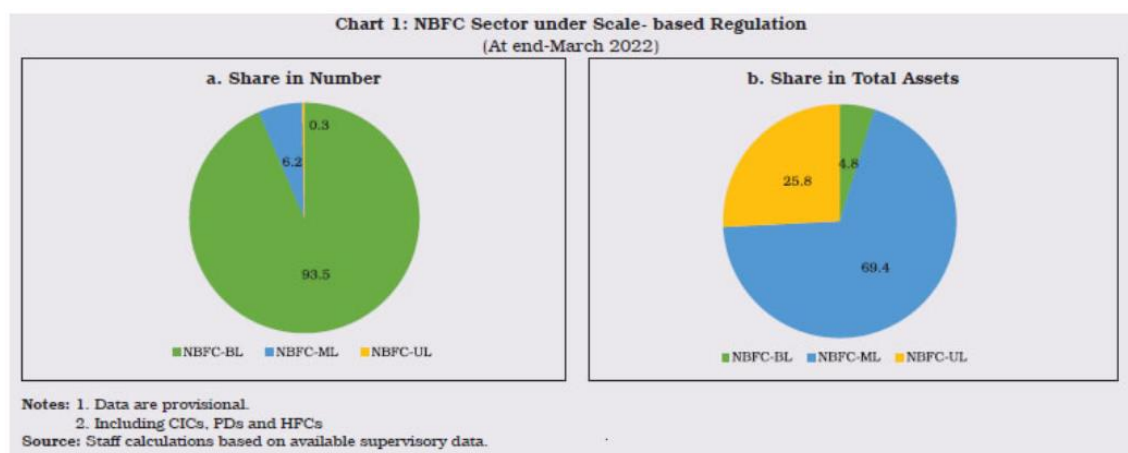
Source: <https://www.infomerics.com/admin/uploads/nbfc-outlook-mar23.pdf>

NBFCs are categorized a) in terms of the type of asset/liabilities into Deposit and Non-Deposit accepting NBFCs, b) non-deposit taking NBFCs (NBFC-ND) by their size into systemically important and other non-deposit holding companies, i.e., NBFC-ND-SI with asset size of 500 crore or more and, and c) by the kind of activity they conduct represented in below table. The performance of NBFCs is customarily analyzed by examining key indicators like Liquidity ratio, Profitability Ratio and Debt to Equity Ratio. Financial performance can be measured using solvency and profitability ratios and using statistical tools to analyze the results.

Table 1: Classification of NBFCs by Activity under the New Regulatory Framework			
Sr. No.	Type of NBFCs	Activity	Layer
1	NBFC-Investment and Credit company (NBFC-ICC)	Lending and Investment	Any layer, depending on the parameters of the scale based regulatory framework.
2	NBFC-Infrastructure Finance Company (NBFC-IFC)	Financing of Infrastructure sector	Middle layer or upper layer, as the case may be.
3	Core Investment Company (ICC)	Investment in equity shares, preference shares, debt, or loans of group companies.	Middle layer or upper layer, as the case may be.
4	NBFC-Infrastructure Debt Fund (NBFC-IDF)	Facilitation of flow of long-term debt only into post commencement operations in infrastructure projects which have completed at least one year of satisfactory	Middle layer.
5	NBFC-Micro Finance Institution (NBFC-MFI)	Providing Collateral free small ticket loans to low income households.	Any layer, depending on the parameters of the scale based
6	NBFC-Factors	Acquisitions of receivables of an assignor or extending loans against the security interest of the receivables at a discount.	Any layer, depending on the parameters of the scale based regulatory framework.
7	NBFC-Non-Operative Financial Holding Company (NBFC-NOFHC)	Facilitation of promoters/promoter groups in setting up new banks.	Base Layer
8	NBFC-Mortgage Guarantee Company (NBFC-MGC)	Undertaking of mortgage guarantee business.	Any layer, depending on the parameters of the scale based
9	NBFC-Account Aggregator (NBFC-AA)	Collecting and providing a customer's financial information in a consolidated, organized, and retrievable manner to the customer or others as specified by the customer.	Base Layer
10	NBFC-Peer to Peer Lending Platform (NBFC-P2P)	Providing an online platform to bring lenders and borrowers together to help mobilize funds.	Base Layer
11	Housing Finance Company (HFC)	Financing for purchase/construction/reconstruction/renovation/repairs of	Middle layer or upper layer, as the case may be.
Notes: SPDs lie in the middle layer. And, Government NBFCs lie in either base or middle layer.			
Source: RBI			

Source: <https://www.infomerics.com/admin/uploads/nbfc-outlook-mar23.pdf>

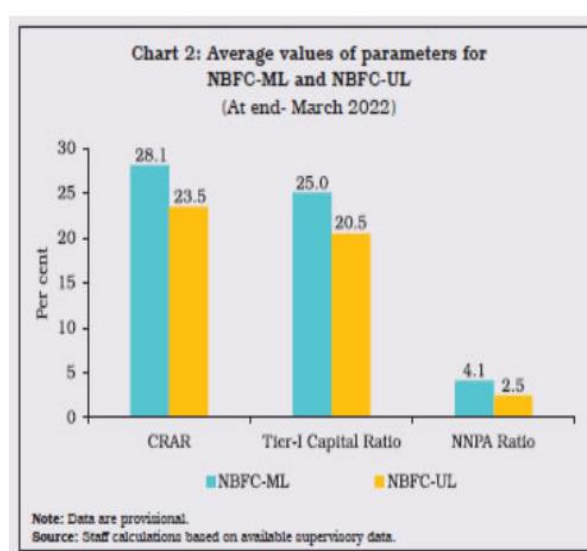
After the regulatory overhaul in October 2022, NBFCs are segregated into four layers, namely, Base Layer (NBFC-BL), Middle Layer (NBFC-ML), Upper Layer (NBFC-UL) and Top Layer (NBFC-TL), based on their size, activity, and perceived level of riskiness. In terms of size, NBFC-BL comprises all NBFCs-ND with asset size below ₹1,000 crore. NBFCs-ND with asset size above ₹1,000 crore and NBFCs-D are put in NBFC-ML. NBFC-UL comprises those NBFCs (including NBFCs-D) which are specifically monitored by the Reserve Bank on the basis of a set of parameters and scoring methodology. Over the years, the NBFC sector in India has made rapid strides, furthering financial inclusion by offering tailored financial products to segments underserved by banks. In recent years, however, many NBFCs have assumed systemic significance with inter-linkages across the financial system. In keeping with the principle of proportionality, the Reserve Bank recently introduced scale-based regulation (SBR) for NBFCs, thereby narrowing the regulatory arbitrage between banks and large NBFCs while preserving operational flexibility. An analysis of supervisory data reveals that NBFCs residing in the middle and upper layers account for almost 95 per cent of the total assets and may pose systemic risks (Charts 1a and b). As a result, the Reserve Bank has prescribed progressively stringent regulatory regimes for NBFCs in these two layers.



The Reserve Bank has also extended its Prompt Corrective Action (PCA) framework, akin to that applicable to banks, to NBFCs in the middle and upper layers so as to undertake remedial measures in a timely manner if vital financial parameters breach the prescribed thresholds. In case of NBFCs-ND-SI and NBFCs-D, capital adequacy ratio (CRAR), Tier- I capital ratio and net non-performing assets (NNPA) ratio are the key indicators used to demarcate various risk thresholds (RT).

Table 1: Risk Thresholds defined under PCA Framework for NBFCs-ND-SI and NBFCs-D.

Indicator	RT-1	RT-2	RT-3
CRAR	Less than the regulatory minimum of 15 per cent but greater than or equal to 12 per cent.	Less than 12 per cent but greater than or equal to 9 per cent.	Less than 9 per cent.
Tier-I Capital Ratio	Less than the regulatory minimum of 10 per cent but greater than or equal to 8 per cent.	Less than 8 per cent but greater than or equal to 6 per cent.	Less than 6 per cent.
NNPA Ratio	Greater than 6 per cent but less than or equal to 9 per cent.	Greater than 9 but less than or equal to 12 per cent.	Greater than 12 per cent.



Source: <https://rbi.org.in/Scripts/PublicationsView.aspx?id=21580#F5>

Supervisory data suggest that at the aggregate level, NBFC-ML and NBFC-UL are adequately capitalised, with low delinquency ratios. A granular analysis of NBFCs populating various risk thresholds reveals that the 10 NBFC-UL, which include three NBFCs-D and seven NBFCs-ND-SI, fulfil the regulatory norms in all the three parameters. The Reserve Bank engages in continuous monitoring of these companies to maintain system-level resilience.

In case of NBFC-ML, around 90 per cent of the NBFCs considered in the analysis meet the regulatory norms in all three parameters. Some companies, however, are currently undergoing arbitration and resolution under the Insolvency and Bankruptcy Code (IBC) and Prudential Framework for Resolution of Stressed Assets, 2019 and are in breach of the prescribed risk thresholds. Going forward, it is expected that once the companies successfully undergo resolution, they will be able to maintain healthy prudential ratios.

Source: <https://rbi.org.in/Scripts/PublicationsView.aspx?id=21580#F5>

EVOLUTION OF GOLD LOAN MARKET IN INDIA

Introduction

Gold has been integral to Indian culture and tradition for centuries. It is considered auspicious and often used as a hedge against economic uncertainties. Also, most Indian families often accumulate gold jewelry and ornaments, considering it a form of security that can be relied upon during financial emergencies. This cultural affinity towards gold laid the foundation for developing the gold loan market in India.

Source: <https://www.indiainfo.com/knowledge-center/gold-loan/an-overview-of-the-gold-loan-market-in-india>

Gold Demand in India

Gold enjoys a vital place in the hearts and homes of Indians and is often considered as being representative of their financial security, social status and cultural legacy. Gold has traditionally been a liquid asset and universally accepted commodity that has seen its value appreciate over the decades. It comes as no surprise that India is one of the largest consumers of the yellow metal in the world.

Source: <https://assets.kpmg.com/content/dam/kpmg/in/pdf/2020/01/return-of-gold-financiers-in-organised-lending-market.pdf>

India's gold demand faced a significant downturn in the second quarter of 2023, as per the latest statistics released by the World Gold Council (WGC) in its Gold Demand Trends report. Despite an increase in value, the total gold consumption for the quarter recorded a decline of 7% compared to the same period in 2022.

During the period from April to June 2023, India's gold demand stood at 158.1 tonnes, down from 170.7 tonnes in Q2 2022. However, the value of gold demand witnessed a rise of 4%, reaching ₹ 82,530 crores, compared to ₹ 79,270 crores in the previous year.

The report highlighted that the decline in gold consumption was primarily driven by a notable drop in demand for gold jewellery. Jewellery demand in Q2 2023 recorded 128.6 tonnes, showing an 8% decrease from the 140.3 tonnes reported in Q2 2022. Despite the decrease in volume, the value of jewellery demand rose by 3%, reaching ₹ 67,120 crores from ₹ 65,140 crores in the previous year.

Source: https://giepc.org/news_detail.php?news=india-s-q2-gold-jewellery-consumption-drops-8-to-128-6-tonnes-1

Gold Price movement

Gold prices in India in 2023 have fluctuated. When compared to 2022, the prices of gold have jumped significantly. Over the first six months of the year, the prices of the yellow metal have increased by around Rs.3,000, seeing a gain of almost 6.5%. The Russia-Ukraine war, US Fed rate increase, and inflation have played a role in gold rates increasing.

Source: <https://www.bankbazaar.com/gold-rate/gold-rate-trend-in-india.html>



Source: <https://goldprice.org/gold-price-charts/20-year-gold-price-history-in-indian-rupees-per-gram>

Gold Loan Market

In India, due to the emotional value associated with gold jewellery, people rarely sell their jewellery to meet their immediate financial needs. As an alternative, people pledge their gold ornaments as collateral and secure a short-term loan. At a broad level, gold loan lenders are classified into two main categories: (a) formal (organised) and (b) informal (unorganised).

Gold loan customer segments




Figure 34: Household income per annum prices by income segment - low < USD4000 (< INR2.5 lakh), lower middle- USD4000 to USD8500 (INR2.5 lakh to INR5.5 lakh), upper-middle USD8500 to USD40000 (INR5.5 lakh to INR27.5 lakh), high > USD40000 (INR27.5 lakh).

Source: <https://assets.kpmg.com/content/dam/kpmg/in/pdf/2020/01/return-of-gold-financiers-in-organised-lending-market.pdf>

Organised gold loan market

The organised gold loan market comprising banks (public, private, small finance and co-operative), Non-Banking Financial Company (NBFCs) and Nidhi companies contribute to nearly 35 per cent of the Indian gold loan market. Specialised gold loan NBFCs have consistently increased their market share in the market through aggressive investments in branding, promotions and geographic expansion. The enhanced brand value and geographic presence as a result of these investments have helped these NBFCs to consolidate the market by capturing a large proportion new to market customers. Moreover, these NBFCs have developed competitive strength in faster loan processing, accurate gold valuation, safekeeping and auctioning.

Banks primarily consider gold loans as a means to meet their Priority Sector Lending (PSL) requirements by offering them for agriculture and other PSL purposes. Banks also lack the level of flexibility and quick turnaround time, which are paramount to the gold loan customer segment.

With this, specialised NBFCs are well poised to increase their loan book size. Also, analysis of gold loan books of NBFCs and banks shows that NBFCs' credit outstanding grew at a higher rate over the past five years compared to that of banks'.

The entry of Small Finance Banks (SFBs) in the gold loan segment and the emergence of Nidhi companies are expected to increase the overall customer base of the formal sector. These companies, with their increased rural presence, are well positioned to serve customers and increase financial inclusion within the communities. With funds available to them at cheaper costs (by way of deposits), SFBs and Nidhi companies can pose a significant challenge to NBFCs.

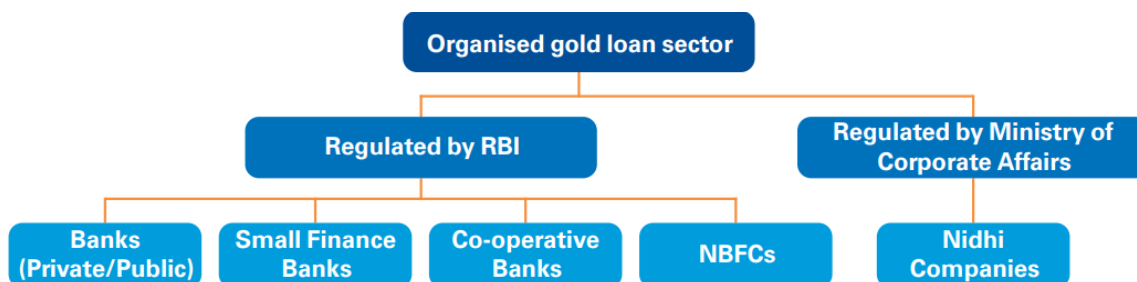


Figure 4: Players in Indian organised gold loan sector

Unorganised gold loan market

For centuries, gold loans have been provided to people from all walks of life by money lenders and pawn brokers. Currently, India's unorganised gold loan market is estimated to be nearly 65 per cent of the total gold loan market. Unorganised players, with their knowledge of the local market, provide quick gold loans with little documentation but at a very high interest rate. Being completely unregulated, customers are at the risk of exploitation by these players. With financial service institutions focussing on increasing their geographic scope and market penetration, a significant chunk of the population that historically relied on the unorganised sector to fund their needs is slowly shifting to lenders within the organised sector. This shift to the formal credit system has helped a large section of previously unbanked population to create credit records, thereby enabling them to obtain loans from organised credit institutions. Armed with quicker loan-processing capabilities and easy accessibility by setting up branches, specialised gold loan NBFCs are poised to capture a large share of customers shifting to the organised sector from the unorganised sector.

Gold loan market (% share)

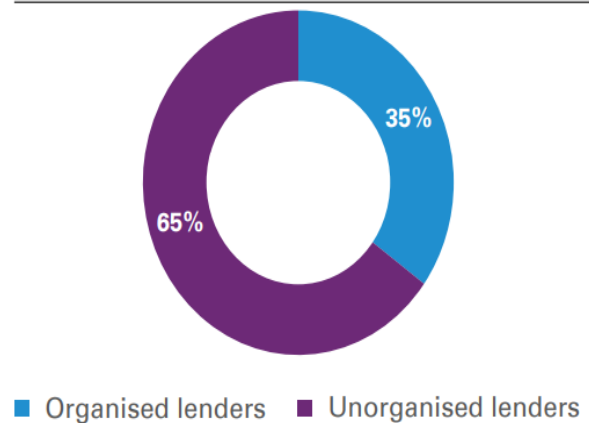


Figure 5

Overview of some operational parameters of organized players is provided below:

Parameters	Gold loan NBFCs	Banks	Money lenders
LTV	Up to 75 per cent	Up to 75 per cent	>75 per cent
Processing fee	Nil or minimal processing fee; No appraisal fee	<ul style="list-style-type: none"> No processing fee and nil/minimal appraisal fee is charged for small-ticket loans; Both processing and appraisal fees are charged for high-ticket loans 	Nil
Interest rate	11-24 per cent p.a.	7 per cent-15 per cent p.a.; 4% p.a. for agriculture loans	25-50 per cent p.a.
Max loan amount	No particular limit	INR3 lakh for agriculture loans	No particular limit
Penetration	High	Low	High
Mode of disbursement	Cash payment up to INR20,000; above that amount, direct transfer to customer account	Customer must have an account in the bank to avail of gold loan	Cash
Working hours	Open beyond banking hours	10 a.m. to 5 p.m.	Open beyond banking hours
Regulatory body	RBI	RBI	Not regulated
Turnaround time	5 to 10 minutes	1 hour	>10 minutes
Repayment plans	Predominantly, monthly interest payment with principal payment towards the end of the tenure or EMI-based schemes	Predominantly, interest and principal paid in lump sum towards the end of tenure	Monthly repayment, daily repayment
Customer service	Core focus	Non-core	Core focus

Demand for gold loans skewed towards southern states

Southern states have a dominant share in the total AUM. It is observed that 50-55% of the total AUM is contributed by the southern region in the top two NBFCs.

- Southern region accounts for a huge share of the gold jewellery market, and gold owners in the south are more open to pledging gold to raise funds than in other Indian regions.
- Having originated in the south, these players are able to gain the trust and confidence of customers in the region through simple and uncomplicated procedures that ensure quick loan disbursement.
- Though the south continues to dominate, players' focus has been moving towards the eastern and western regions, where branches are currently fewer, and the market is untapped and has seen a gradual increase in the share.

Source: <https://assets.kpmg.com/content/dam/kpmg/in/pdf/2020/01/return-of-gold-financiers-in-organised-lending-market.pdf>

OUR BUSINESS

Unless otherwise stated or the context requires otherwise, references in this section to “we”, “us” or “our” refers to ICL Fincorp Limited.

Some of the information in the following section, specifically the information in relation to our plans and strategies, contain certain forward looking statements that involve risks and uncertainties. You should read “Forward Looking Statements” on page 14 for a discussion of risks and uncertainties related to those statements and also “Risk Factors” on page 16, for a discussion of certain factors that may affect our business, financial condition or results of operations. Our actual results may differ materially from those expressed in or implied by these forward-looking statements.

Unless otherwise stated or the context otherwise requires, the financial information used in this section is derived from our Audited Financial Statements in Annexure III starting on page 368 and financial data for the quarter and nine months ended December 31, 2023 used in this section is derived from our Company’s Limited Review Financial Results in Annexure III included in this Draft Prospectus starting on page 368. We have included various operational and financial performance indicators in this section, some of which may not have been derived from our Audited Financial Statements and which may not have been subject to an audit or review of the Statutory Auditor. The manner in which such operational and financial indicators are calculated and presented, and the assumptions and estimates used in the calculation, may vary from that used by other entities in the business similar to ours. You should consult your own advisors and evaluate such information in the context of the Audited Financial Statements, and other information relating to our business and operations included in this Draft Prospectus.

Unless otherwise indicated, industry and market data used in this section has been derived from industry publications and other publicly available information, including the Industry Report.

Overview

We are a non-deposit taking and a base layer non-banking finance company (“**NBFC**”) in the gold loan sector lending money against the pledge of household gold jewellery (“**Gold Loans**”) in the states of Kerala, Tamil Nadu, Andhra Pradesh, Karnataka, Telangana, Odisha, Gujarat and Maharashtra. We also provide loans against property, business loans and personal loans. Our Gold Loan portfolio (excluding off-balance sheet assets) for the nine-month period ended December 31, 2023 and Fiscals 2023, 2022, 2021 amounted to ₹ 40,44,323.98 thousand and ₹ 39,29,396.08 thousand, ₹ 33,56,287.79 thousand, ₹ 28,04,706.01 thousand which is 98.65%, 99.20%, 97.51% and 92.98% of our total loans and advances (excluding off-balance sheet assets) as on such specific dates, on standalone basis. As on December 31, 2023, we had a network of 277 branches with major presence in the southern states.

We are currently registered with RBI as a non-deposit taking NBFC (registration no. B-07.00437 dated June 9, 2016) under Section 45 IA of the Reserve Bank of India Act, 1934. Our Company had initially received certificate of registration dated August 18, 1999 bearing registration number 07.00437 issued by RBI under Section 45IA of the Reserve Bank of India Act, 1934 when it was incorporated as Jawahar Finance Limited, and pursuant to the change in name from ‘Jawahar Finance Limited’ to ‘Irinjalakuda Credits & Leasing Company Limited’ the company received a fresh certificate of registration dated May 16, 2005 bearing registration number B-07.00437 issued by RBI.

Our Company entered into the regulated financial services business at Chennai under a certificate of registration dated August 18, 1999 bearing registration number 07.00437, issued by RBI. Our Company has created its own identity and brand value in the NBFC sector. The Company is playing a dynamic role in the finance industry and has done noteworthy work in the past decades. The brand has its presence in five States of South India including Kerala, Tamil Nadu, Andhra Pradesh, Karnataka and Telangana as well as branches in Odisha, Maharashtra and Gujarat. The transparency, trust and quality of the service offered made the brand a leading group in the sector.

The Company specializes in providing Gold Loans to individuals, primarily from middle-class families. Our Gold Loan business is built on the foundation of customer-centricity, efficiency, and with commitment to deliver seamless financial services. We are emphasizing our focus on customer onboarding, loan disbursal, and the creation of an efficient ground management team. We have invested in technology and processes that enable quick and easy customer onboarding. This includes user-friendly digital interfaces and simplified documentation procedures, ensuring that customers can access our services with minimal effort. We understand that each customer’s gold asset is unique, and their financial requirements may vary. Our approach involves assessing the specific needs of our customers and tailoring loan solutions accordingly.

One of our key strengths is our ability to swiftly disburse loans, making us a reliable partner for our customers in times of financial need. We have a dedicated in-house team of experts for gold appraisal. This ensures that the valuation of the

customer's gold is accurate, transparent, and fair. We maintain strict Know Your Customer (KYC) procedures to adhere to regulatory guidelines. Our efficient KYC process ensures that customers can access our services while complying with all legal requirements. We invest in the training and development of our staff to ensure that they are well-versed in the intricacies of gold loans, customer service, and regulatory compliance. Our ground management team always endeavour to assist customers with their inquiries, concerns, or additional loan requirements. We believe that what distinguishes us from banks and other gold loan companies is our focus on seamless onboarding of customers, swift disbursement of loans and recovery procedures, and building an efficient team for ground management. The Company provides in-house ancillary services pertaining to the disbursement of loans, including gold appraisal, KYC, etc.

The company offers a wide range of Gold Loan schemes and interest payment options to cater to the unique financial needs of our valued customers. Our commitment to flexibility, affordability, and customer satisfaction sets us apart in the industry. We offer varying LTV ratios, subject to statutory limit, based on the fund requirement and interest paying capacity of the customer, so that they can limit the loan amounts and balance cost of gold loans accordingly. Customers can choose from a wide range of loan tenure options based on their repayment capacity and financial requirements. We provide competitive interest rates, and customers can opt various interest rates depending on their preference and risk appetite. Interest-Only Repayment scheme allows customers to pay only the interest amount throughout the loan tenure, with the principal amount due at the end of the loan term. Structured repayment schemes offer customers the convenience of repaying the loan in regular monthly instalments comprising both principal and interest. EMI schemes provide predictability in loan repayments, making budgeting easier for customers.

We offer special schemes with shorter tenures for customers who require quick financing with the intent to repay within a limited period. Customers with long term financial objectives can opt for schemes that provide extended repayment tenures. We have specific schemes that offer higher LTV ratios, allowing customers to avail higher loan amounts.

We focus on rapid, on the spot approval and disbursement of loans with minimal procedural formalities which our customers need to complete in order to avail a loan from us. We have developed various Gold Loan schemes to meet the different needs of various customers.

For the nine-month period ended December 31, 2023 and Fiscals 2023, 2022, 2021, our total outstanding AUM on standalone basis (excluding off-balance sheet assets) was ₹ 40,84,134.79 thousand and ₹ 39,42,898.06 thousand, ₹ 34,30,677.33 thousand, ₹ 30,04,760.54 thousand respectively out of which the outstanding gold loans AUM (excluding off-balance sheet assets) amounted to ₹ 40,30,378.59 thousand and ₹ 39,13,022.61 thousand, ₹ 33,47,516.59 thousand, ₹ 27,97,382.34 thousand respectively which is 98.68% and 99.24%, 97.58%, 93.10% respectively of our total loans and advances (excluding off-balance sheet assets) as on such specific dates on standalone basis. We provide customers with tailor made gold loan products with varying rates of interest, loan amount and tenure to suit their varied requirements.

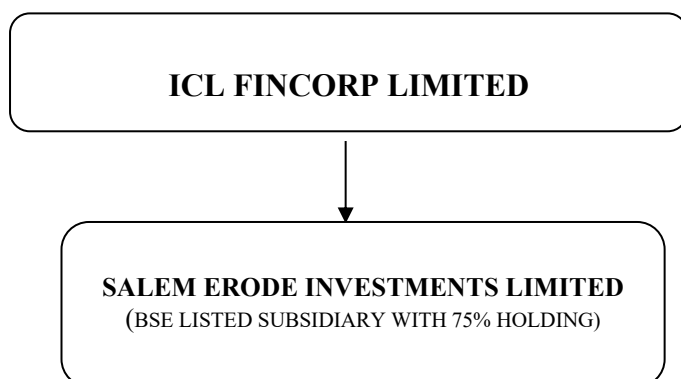
We offer customers a range of property loans, business loans, new and pre-owned vehicle loans ("**Other Loans**") along with gold loans. Other Loan portfolio as on nine-month period ended December 31, 2023 and March 31, 2023, March 31, 2022, March 31, 2021 aggregates to ₹ 53,756.20 thousand and ₹ 29,875.45 thousand, ₹ 83,160.74 thousand and ₹ 2,07,378.20 thousand respectively which contributes 1.32% and 0.76%, 2.42% and 6.90% respectively of our total loans and advances (excluding off-balance sheet assets) as on such specific dates.

Our lending functions are supported by a custom developed information technology platform that allows us to record relevant customer details, approve and disburse the loan. Our entire gold loan life cycle i.e., from origination to closure has been digitised with capability to generate real time MIS. Our web based centralised IT platform records details of all branches and also handles management of the relevant loan and pledged gold related information along with the recovery details. We utilise all major payment methods including UPI based payments.

For the nine-month period ended December 31, 2023 and Fiscals 2023, 2022 and 2021, our total revenue on standalone basis was ₹ 10,85,818.80 thousand and ₹ 11,08,882.70 thousand, ₹ 8,85,259.95 thousand, ₹ 7,59,911.37 thousand, respectively. Our profit after tax for the nine-month period ended December 31, 2023 and Fiscals 2023, 2022, 2021 on standalone basis, was ₹ 28,315.90 thousand and ₹ 31,329.10 thousand, ₹ 20,020.95 thousand, ₹ 14,234.35 thousand, respectively. For the nine-month period ended December 31, 2023 and Fiscals 2023, 2022, 2021, our interest income from our Gold Loan business constituted 99.79%, 99.12%, 96.32% and 95.77% respectively, of our total interest income from loans and advances on standalone basis. For the nine-month period ended December 31, 2023 and Fiscals 2023, 2022, 2021, our interest income from Other Loans constituted 0.21%, 0.88%, 3.68% and 4.23% respectively, of our total interest income from loans and advances on standalone basis.

Gross non-performing loan assets were 1.38% and 3.85%, 1.89%, 1.50% respectively of our loan portfolio under management (excluding off-balance sheet assets) for the nine-month period ended December 31, 2023 and Fiscals 2023, 2022 and 2021, respectively.

Our Group Structure



GOLD LOAN BUSINESS

Our core business is disbursement of Gold Loans, which are typically loans secured by the pledge of household gold jewellery.

Loan amounts advanced by us are typically within the range of ₹ 50,000 to ₹ 10,00,000 per loan transaction. Our Gold Loan portfolio (excluding off-balance sheet assets) as on nine-month period ended December 31, 2023 and March 31, 2023, March 31, 2022, March 31, 2021, on standalone basis, amounted to ₹ 40,44,323.98 thousand and ₹ 39,29,396.08 thousand, ₹ 33,56,287.79 thousand and ₹ 28,04,706.01 thousand respectively which is 98.65% and 99.20%, 97.51%, 92.98% respectively of our total loans and advances (excluding off-balance sheet assets) as on such specific dates on standalone basis. The income from interest earned on our Gold Loans as on nine-month period ended December 31, 2023 and March 31, 2023, March 31, 2022, March 31, 2021 is ₹ 10,58,155.93 thousand, ₹ 10,93,419.69 thousand, ₹ 8,27,756.23 thousand and ₹ 7,06,682.59 thousand, respectively, which constituted 99.79%, 99.12%, 96.32% and 95.77% respectively, of our total interest income from loans and advances.

Gold Loan disbursement process

The principal form of security that we accept is household gold jewellery. The amount that we finance against the security of gold jewellery is typically based on the value of the jewellery. In terms of the extant RBI guidelines, we currently lend up to 75% of the gold price of the gold content in the jewellery i.e., wearable, household used, gold jewellery and doesn't include bullion, gold biscuits, gold bars, new mass produced gold jewellery or medallions, and we do not accept jewellery from other money lenders.

Key advantages of accepting gold jewellery as security is that it enables us to filter out spurious jewellery that may be pledged by jewellers and goldsmiths and used household jewellery is less likely to be spurious or fake. Further, the emotional value attached by each household to the pledged jewellery acts as a strong incentive for timely repayment of loans and revoking the pledge.

We appraise the security based on the weight of its gold content, excluding weight and value of the stone studded in the jewellery. Our Gold Loans are therefore well collateralized because the actual value of the collateral in all cases will be higher than the underlying loan value at the time of loan disbursement. We value the gold jewellery brought by customers based on our corporate policies and guidelines. Our Company has adopted a loan policy, last amended on February 7, 2024, which is duly approved by the Board of Directors of the Company ("**Loan Policy**").

A. Pre-disbursement process

1. Disbursement at branch premises

Pre disbursement processes include all the actions that are carried out from the moment a customer enters any of our branches for procuring a Gold Loan, until the customer receives the loan amount and include the following:

Gold Loan appraisal of a customer involves the following steps:

- (a) *Customer identification* – Gold Loans are sanctioned only to genuine borrowers. Each of our branches has minimum three employees present at a time, who understand the needs of the customer, and assist them for the security appraisal and KYC check.
- (b) *KYC documentation* – For mandatory compliance of KYC norms, as mandated by RBI and to aid in identification of the borrower, we conduct a KYC verification of the customer.
- (c) *Security appraisal* – One of the staff members, trained in gold appraisal shall take up the responsibility of verifying the gold jewellery being pledged as collateral and its appraising.
- (d) *Documentation* – The borrower is required to fill an application form with personal details, loan amount, weight, numbers and type of gold ornaments etc. In addition to the application form, a standard set of documents is executed to formalize the loan disbursement process. Details of the applicant, live photo of the applicant, along with a photograph of the gold jewellery being pledged, are uploaded onto the company's software for records. This ensures transparency and documentation of the entire process.

B. Disbursal

Post the completion of the abovementioned pre-disbursal formalities, one of the staff members, enters the details of the loan being provided which are later authorized by the branch manager. Once the loan is approved, the customer may collect the amount by way of cash, or transferred directly to the registered bank account of the customer.

C. Post-disbursement process

The post disbursement process involves the serving of pledge receipts (pawn tickets) and loan details duly signed by the customer, the duplicate of which will be kept with the Company for future verifications. Branch security measures implemented, by us, include:

- (a) *Custody of gold collateral* – The pledged gold jewellery is stored in gold lockers in each of its branches is a strategic decision aimed at safeguarding assets. The presence of gold lockers in every branch underscores the company's commitment to safeguarding its valuable assets. This mitigates potential risks associated with theft, loss, or damage to the gold assets.
- (b) *Branch Security* – Ensuring the safety and security of the branch premises is vital to our business since our cash reserves and gold inventory are stored in each branch. All our branches are installed with CCTV cameras and centralised CCTV surveillance. We also have a 24x7 security available in selected branches, and we maintain various registers including the lock in and out register, staff register and pledge and release registers, among others.
- (c) *Insurance* – To further enhance security and protect against unforeseen events, all branches are covered with adequate insurance cover. In addition to the insurance coverage specifically designed to ensure the security of the gold jewellery that has been pledged by borrowers, all the assets located at the branches are also insured to cover any unforeseen events.

D. Release of pledge

The release of a pledge is a critical process, as it involves returning the pledged gold jewellery to the borrower once the gold loan has been repaid in full. The detailed note on process of release of pledge by our Company is as hereunder:

1) Loan Repayment Confirmation:

Before initiating the release of pledge process, the branch staff ensures that the borrower has repaid the gold loan in full, including any accrued interest and charges. The repayment may occur in various ways, including cash payment at the branch, bank transfers, or transfer to head office account etc.

2) Verification of Loan Closure:

Once the repayment is confirmed, the branch staff verifies that all loan obligations, including principal and interest, have been met according to the terms and conditions of the loan agreement.

3) Pledge Receipt and Loan Details Check:

The branch staff checks the original pledge receipt (pawn ticket) and loan details to cross-verify the identity of the borrower and the pledged gold jewellery. The staff also ensures that the person in whose name the pledge has been made has come in person for the release.

4) Authorization for Release:

The release of pledge process is authorized by a designated authority within the branch, typically a branch manager or an authorized officer. This authorization ensures that the release of pledged gold is carried out in accordance with company policies and regulatory guidelines.

5) Pledge and Release Register:

A pledge and release register is maintained by the branch to record the details of each pledge and its subsequent release. These register documents capture the borrower's details, loan information, and the release date, providing a comprehensive record of all transactions.

6) Physical Verification of Collateral:

To maintain the security and integrity of the process, a staff member trained in gold appraisal physically verifies the gold jewellery being released. The gold jewellery is compared with the details recorded during the initial pledge to ensure its authenticity and integrity.

7) Documentation Completion:

The borrower is required to complete the necessary documentation for the release of pledge. This may include signing a release form, submitting the original pawn ticket back or providing any other required documents.

8) Return of Gold Collateral:

Upon successful verification of the pledged gold and completion of all necessary documentation, the pledged gold jewellery is returned to the borrower.

9) Acknowledgment and Receipt:

The borrower acknowledges the receipt of their pledged gold by signing in the gold loan ledger.

10) Record Keeping:

All relevant details of the release of pledge, including the borrower's information, release date, and details of the pledged gold, are recorded in the branch's records and computer systems for audit and verification purposes.

11) Security Measures:

Throughout the release process, the branch maintains security measures similar to those described in the pre-disbursement process, including CCTV surveillance, secure storage of gold, and adherence to branch security protocols.

12) Insurance Coverage:

The released gold may continue to be covered by insurance until it is safely returned to the borrower to mitigate any potential risks during the release process.

E. Recovery Proceedings

The recovery proceedings of gold loans are designed to address situations where borrowers default on their payments. These proceedings are carried out systematically and in compliance with regulatory guidelines. The detailed explanation of the recovery process is as hereunder:

1) Notification to Defaulting Customers:

When a customer defaults on the payment of interest on their gold loan, the respective branch sends a notification to the defaulting customer. This notification serves as an initial communication to remind the borrower of the outstanding payments.

2) Follow-up Notifications:

In the absence of a response from the customer to the first notification, a second notification is sent after 15 days from the date of the first notification. This is a follow-up attempt to remind the customer of their obligation.

3) Third Notification:

If there is still no response from the customer after the second notification, a third letter is sent to the customer after another 15 days. This notification emphasizes the seriousness of the situation and the need to address the default.

4) Auction Notification:

Simultaneously, an auction notification is registered with Acknowledgment Due. This formalizes the intention to auction the pledged gold jewellery to recover the outstanding loan amount.

5) Public Auction:

Within the next 15 to 30 days after the third notification, information about the auction is published in newspapers. This includes details such as the names of defaulting customers, auction date, and the venue of the auction. The same information is also displayed on the branch notice board, ensuring transparency and notifying the public about the upcoming auction.

6) Auction Department supervision:

The auction department at the head office monitors and assists the branches in conducting these auctions for recovery. This central supervision helps ensure that the auctions are carried out effectively and in compliance with regulatory norms.

7) Follow-up on Auction List:

All branches regularly follow up on their respective Auction Lists. This proactive approach helps in the recovery process and aligns with RBI norms to control Non-Performing Assets (NPAs).

8) Post-Auction Communication:

After the auction has taken place, the Company sends a letter to the customer informing them of the outcome, whether it resulted in a profit or a loss. This communication is important for transparency and keeping the borrower informed about the status of their loan.

9) Excess Realization Transfer:

If there is an excess realization over and above the due amount from the auction, the company transfers this excess amount to the customer through their bank account. This ensures that the customer receives any surplus funds out of the auction proceedings after meeting their loan account dues with the Company.

10) Record Keeping:

All records related to the recovery proceedings, including notifications, auction details, auction outcomes, and communications with customers, are meticulously preserved for future references. Proper record-keeping is essential for transparency and regulatory compliance.

Recovery proceedings for gold loans are structured and adhere to a systematic process. The company follows a series of notifications, conducts public auctions, maintains supervision from the head office, and communicates transparently with defaulting customers. This approach helps control NPAs in accordance with RBI norms while ensuring fairness and compliance throughout the recovery process.

Renewal or Closure of Gold Loans

Each loan has a pre-determined tenure, which typically ranges from 90 days to 1.5 Years. The borrowers are required to repay or renew the loan, on or before the end of the tenure, as specified in their respective agreements. The borrower will get regular alerts for ensuring repayment of the loan, and the branch staff shall also intimate the customers that in accordance with the laws, post the expiry of the tenure of the loan, the loans cannot be renewed.

OUR PRODUCTS

In addition to the core business of gold loan, we also offer property loans, business loans and new and pre-owned vehicle loans. As on the nine-month period ended December 31, 2023 and Fiscals 2023, 2022 and 2021, our interest income from our business other than i.e. Other Loan products amounts to ₹ 2,272.80 thousand, ₹ 9,760.21 thousand, ₹ 31,666.19 thousand and ₹ 31,190.74 thousand, respectively, which constitutes 0.21%, 0.88%, 3.68% and 4.23% respectively, of our total interest income from loans and advances for the respective period.

A brief description of each of our products is provided below:

- I. *Property loan:* We offer customized property loan to salaried and self-employed individuals at low interest rates with swift approval and disbursement process. These loans can be availed by mortgaging a residential, commercial or industrial property. The ticket size of these loans' ranges between ₹ 5,00,000 to ₹ 25,00,000, and these loans are issued for a tenure that ranges from 36 months to 60 months.
- II. *Business loan:* We offer business loan to entrepreneurs to fund their business investments and projects. The loans are given against the personal guarantee of two guarantors who are engaged in business and known to the entrepreneur. Along with the application we collect other documents such as passport size photograph of applicant, identity proofs, residence proof (electricity bill and ration card), land tax receipt copy of applicant, shop license copy, 3 months latest bank statement, guarantor's documentation such as KYC etc. The ticket size of these loans' ranges between ₹ 50,000 to ₹ 75,00,000, and these loans are issued for a tenure that ranges from 100 days to 24 months.
- III. *New and Pre-Owned Vehicle Loans:* We offer two-wheeler vehicle loans up to 75% value of the vehicle with attractive interest rate for a period of one year. The repayment is calculated on EMI basis. Such loans are extended to select customers only who are salaried, professionals or are self-employed. The ticket size of these loans' ranges between ₹ 25,000 to ₹ 2,00,000, and these loans are issued for a tenure that ranges from 12 months to 36 months.

Key Operational and Financial Indicators

A Summary of our key operational and financial parameters for the Fiscals 2023, 2022 and 2021 are given below:

A. Based on the Audited Standalone Financial Statements

(₹ in thousand)

Particulars	Fiscal 2023	Fiscal 2022	Fiscal 2021
BALANCE SHEET			
Assets			
Property, Plant and Equipment	3,20,015.67	2,41,721.02	1,18,977.43
Financial Assets	46,64,902.42	40,92,818.28	35,61,697.54
Non-financial Assets excluding property, plant and equipment	2,76,105.81	2,46,427.41	1,81,601.20
Total Assets	52,61,023.90	45,80,966.72	38,62,276.16
Liabilities			
Financial Liabilities			
-Derivative financial instruments			

Particulars	Fiscal 2023	Fiscal 2022	Fiscal 2021
-Trade Payables	11,602.23	9,597.62	8,284.43
-Debt Securities	31,37,509.00	25,74,195.00	21,72,767.00
-Borrowings (other than Debt Securities)	4,06,747.67	4,81,019.86	2,17,553.47
-Subordinated liabilities	2,69,195.00	3,05,040.00	3,79,902.00
-Other financial liabilities (including lease liability)	5,37,336.75	4,26,931.64	3,37,921.06
Non-Financial Liabilities			
-Current tax liabilities (net)	-	-	-
-Provisions	51,505.43	37,947.06	19,368.52
-Deferred tax liabilities (net)	-	-	-
-Other non-financial liabilities	10,783.01	14,333.84	10,835.85
Equity (Equity Share Capital and Other Equity)	8,36,344.81	7,31,901.69	7,15,643.83
Total Liabilities and Equity	52,61,023.90	45,80,966.72	38,62,276.16
PROFIT AND LOSS			
Revenue from operations	11,13,049.56	8,77,301.30	7,45,785.98
Other Income	(4,166.86)	7,958.65	14,125.39
Total Income	11,08,882.70	8,85,259.95	7,59,911.37
Total Expense including tax expenses	10,77,553.60	8,65,239.00	7,45,677.02
Profit after tax for the year	31,329.10	20,020.95	14,234.35
Other Comprehensive income	908.78	161.70	(1,146.12)
Total Comprehensive Income	32,237.89	20,182.65	13,088.23
Earnings per equity share (Basic) (in ₹)	0.66	0.45	0.32
Earnings per equity share (Diluted) (in ₹)	0.66	0.45	0.32
Cash Flow			
Net cash from / used in(-) operating activities	(2,83,776.22)	(3,01,734.45)	(4,05,993.99)
Net cash from / used in(-) investing activities	(1,52,209.95)	(2,11,646.42)	(40,293.31)
Net cash from / used in (-)financing activities	4,04,547.04	4,97,952.20	4,04,363.35
Net increase/decrease(-) in cash and cash equivalents	(31,439.13)	(15,428.67)	(41,923.94)
Cash and cash equivalents as per Cash Flow Statement as at end of the Year	63,167.72	94,606.85	1,10,035.53
Additional Information			
Net worth	7,87,789.02	7,05,134.86	6,76,303.81
Cash and cash equivalents	63,167.72	94,606.85	1,10,035.53
Loans	42,33,724.15	36,33,652.57	31,54,364.94
Loans (Principal Amount)	39,42,898.06	34,30,677.33	30,04,760.54
Total Debts to Total Assets	0.79	0.80	0.79
Interest Income	11,04,546.79	8,66,684.77	7,41,147.97
Interest Expense	4,77,567.38	4,04,029.21	3,42,476.19
Impairment on Financial Instruments	6,726.92	(311.83)	5,458.11
Bad Debts to Loans	-	-	-
% Stage 3 Loans on Loans(Principal Amount)	3.84%	1.89%	1.50%
% Net Stage 3 Loans on Loans (Principal Amount)	3.53%	1.68%	1.31%
Tier I Capital Adequacy Ratio (%)	12.92%	12.67%	13.64%
Tier II Capital Adequacy Ratio (%)	3.83%	4.46%	6.04%

B. Based on the Unaudited Standalone Financial Statements

(₹ in thousand)

Particulars	For the period ended December 31, 2023
PROFIT AND LOSS	

Revenue from operations	10,66,723.86
Other Income	19,094.94
Total Income	10,85,818.80
Total Expense including tax expenses	10,57,502.90
Profit after tax for the year	28,315.90
Other Comprehensive income	(627.48)
Total Comprehensive Income	27,688.42
Earnings per equity share (Basic) (in ₹)	0.60
Earnings per equity share (Diluted) (in ₹)	0.60
Additional Information	
Net worth	8,10,230.15
Cash and cash equivalents	2,14,738.58
Loans	44,85,477.26
Loans (Principal Amount)	40,84,134.79
Total Debts to Total Assets	0.81
Interest Income	10,61,517.60
Interest Expense	4,14,031.71
Impairment on Financial Instruments	(2,471.11)
Bad Debts to Loans	-
% Stage 3 Loans on Loans(Principal Amount)	1.38%
% Net Stage 3 Loans on Loans (Principal Amount)	1.21%
Tier I Capital Adequacy Ratio (%)	12.71%
Tier II Capital Adequacy Ratio (%)	2.15%

C. Based on the Audited Consolidated Financial Statements

(₹ in thousand)

Particulars	Fiscal 2023	Fiscal 2022	Fiscal 2021
BALANCE SHEET			
Assets			
Property, Plant and Equipment	3,25,518.70	2,45,857.38	1,22,645.63
Financial Assets	45,72,513.39	40,07,645.76	33,56,829.23
Non-financial Assets excluding property, plant and equipment	3,78,553.43	3,32,938.74	2,67,374.22
Total Assets	52,76,585.53	45,86,441.88	37,46,849.08
Liabilities			
Financial Liabilities			
-Derivative financial instruments	-	-	-
-Trade Payables	14,382.38	10,398.21	8,878.39
-Debt Securities	32,45,024.00	26,83,860.00	21,72,767.00
-Borrowings (other than Debt Securities)	2,08,965.68	2,78,885.85	11,053.47
-Subordinated liabilities	2,69,195.00	3,05,040.00	3,79,902.00
-Other financial liabilities (including lease liabilities)	5,51,597.75	4,32,365.26	3,40,595.17
Non-Financial Liabilities			
-Current tax liabilities (net)	-	-	-
-Provisions	63,041.51	51,508.26	36,324.78
-Deferred tax liabilities (net)	-	-	-
-Other non-financial liabilities	11,030.96	14,532.85	10,867.95
Equity (Equity Share Capital and Other Equity)	8,51,078.80	7,47,345.42	7,25,737.61
Non-controlling interest	62,269.45	62,506.03	60,722.71
Total Liabilities and Equity	52,76,585.53	45,86,441.88	37,46,849.08

Particulars	Fiscal 2023	Fiscal 2022	Fiscal 2021
PROFIT AND LOSS			
Revenue from operations	11,30,809.67	8,84,809.33	7,45,977.32
Other Income	(4,426.84)	9,532.31	17,514.41
Total Income	11,26,382.83	8,94,341.64	7,63,491.73
Total Expense including tax expense	10,96,020.47	8,67,197.81	7,35,537.93
Profit after tax for the year	30,362.35	27,143.82	27,953.80
Other Comprehensive income	929.23	172.10	(1,146.12)
Total Comprehensive Income	31,291.59	27,315.92	26,807.68
Earnings per equity share (Basic) (in ₹)	0.64	0.61	0.63
Earnings per equity share (Diluted) (in ₹)	0.64	0.61	0.63
Cash Flow			
Net cash from / used in(-) operating activities	(2,79,925.35)	(3,60,099.61)	(3,98,516.95)
Net cash from / used in(-) investing activities	(1,55,619.18)	(2,12,706.50)	(44,012.27)
Net cash from / used in (-)financing activities	3,95,956.07	5,99,941.65	4,00,796.03
Net increase/decrease(-) in cash and cash equivalents	(39,588.46)	27,135.55	(41,733.19)
Cash and cash equivalents as per Cash Flow Statement as at end of the Year	97,900.74	1,37,489.21	1,10,353.65
Additional Information			
Net worth	7,83,180.76	6,81,948.88	6,64,849.47
Cash and cash equivalents	97,900.74	1,37,489.21	1,10,353.65
Loans	43,23,189.70	37,21,727.81	31,66,757.57
Loans (Principal Amount)	40,30,443.40	35,16,780.93	30,16,426.81
Total Debts to Total Assets	0.78	0.78	0.75
Interest Income	11,21,886.20	8,73,706.83	7,41,333.34
Interest Expense	4,70,580.89	3,87,321.35	3,21,063.15
Impairment on Financial Instruments	6,677.42	(163.71)	4,714.74
Bad Debts to Loans	-	-	-
% Stage 3 Loans on Loans (Principal Amount)	3.86%	1.87%	1.49%
% Net Stage 3 Loans on Loans (Principal Amount)	3.56%	1.67%	1.31%
Tier I Capital Adequacy Ratio (%)	17.21%	17.54%	21.16%
Tier II Capital Adequacy Ratio (%)	3.14%	3.64%	5.39%

D. Based on the Unaudited Consolidated Financial Statements

(₹ in thousand)

Particulars	For the period ended December 31, 2023
PROFIT AND LOSS	
Revenue from operations	10,79,696.35
Other Income	21,741.14
Total Income	11,01,437.49
Total Expense including tax expenses	10,76,068.80
Profit after tax for the year	25,368.68
Other Comprehensive income	(587.28)
Total Comprehensive Income	24,781.40
Earnings per equity share (Basic) (in ₹)	0.54
Earnings per equity share (Diluted) (in ₹)	0.54
Additional Information	

Net worth	8,03,928.79
Cash and cash equivalents	2,58,000.19
Loans	45,49,878.04
Loans (Principal Amount)	41,46,279.54
Total Debts to Total Assets	0.80
Interest Income	10,74,244.42
Interest Expense	4,07,102.21
Impairment on Financial Instruments	(2,293.44)
Bad Debts to Loans	-
% Stage 3 Loans on Loans(Principal Amount)	1.42%
% Net Stage 3 Loans on Loans (Principal Amount)	1.26%
Tier I Capital Adequacy Ratio (%)	15.04%
Tier II Capital Adequacy Ratio (%)	1.55%

Debt Equity Ratio of the Company

On Consolidated Basis:

Parameters	As on nine-month period ended December 31, 2023 (in times)	As on March 31, 2023 (in times)
Debt Equity Ratio before Issue of the Debt Securities	5.04	4.05
Debt after Issue of the Debt Securities	5.84	4.87

On Standalone Basis:

Parameters	As on nine-month period ended December 31, 2023 (in times)	As on March 31, 2023 (in times)
Debt Equity Ratio before Issue of the Debt Securities	5.57	4.53
Debt after Issue of the Debt Securities	6.44	5.42

OUR STRENGTHS

We feel that the following competitive strengths position us well for continued growth:

Non-deposit taking NBFC in the Gold Loan sector with a long operating history

We are registered with RBI as a non-deposit taking NBFC (registration no. B-07.00437 dated June 9, 2016) under Section 45 IA of the Reserve Bank of India Act, 1934. Throughout our 32-year journey, we have successfully positioned ourselves as a trusted, reliable and dependable financial services partner with a specialisation in gold loans. We believe that over the years, we have been successful in expanding our brand name, as well as our customer base to different geographical locations in India with predominant presence in South India. As on December 31, 2023, we have a total network of 277 branches with presence in five states of South India including Kerala, Tamil Nadu, Andhra Pradesh, Karnataka and Telangana as well as branches in Odisha, Maharashtra and Gujarat. For further details, please refer to “*Our Business – Branch Network*” on page 85.

We attribute our growth, in part, to our market penetration and widespread branch network, working in tandem with our product-focused sales team, providing a wider reach to the customers. Additionally, the streamlined procedural formalities required to complete the onboarding of customers and disbursement of loans enables us to attract new and retain existing customers. Over the years, we have focused on customers in such markets that offer us significant growth opportunities and customer loyalty. Having such a network enables us to service and support our existing customers from proximate locations which gives our customers easy access to our services. We also attribute our growth to customer loyalty and believe that our customers return to us when they are in need of funds.

Experienced management team and skilled personnel

Our senior management teams have extensive experience in the areas of banking and financial services, and we believe that their considerable knowledge of and experience in the industry enhances our ability to operate effectively. Our staff, including professionals, covers a variety of disciplines, including internal audit, technology, accounting, marketing and sales. We believe in maintaining human connect with our customers and endeavour to develop in our team strong sense of empathy and hospitality towards the customers.

We also lay strong focus on training of our staff and undertake regular training sessions by experts across the branches of the Company. We lay special emphasis on empowering our managers to understand the capabilities of the team members and act on timely manner to address issues faced by our employees.

Through its innovative initiative, ICL customers will be able to avail gold loans within the comforts of their homes. The Mobile Gold Loan vehicle is equipped with the latest technology and security systems along with CCTV cameras, lockers and GPS Trackers. Each unit will be staffed with Company authorized gold appraisers and loan officers to ensure safe, quick and smooth processing of loans.

Advanced technology systems and established processes

We believe that the usage of a technology platform across our operations has improved our growth. We maintain the records of the loans disbursed on an ERP software, including the KYC details of the customers. The cluster and area managers are given access to the data maintained in the software, wherein they are alerted for any dues, thereby allowing them to action as and when required. This system allows the Company to maintain a smooth recovery process.

We are a technology driven company and we endeavour to make our customer experience as seamless as possible. Our Company has put in place well defined and efficient process that enables us to achieve uniformity in our operations across all our branches. Our entire gold loan life cycle i.e., from origination to closure has been digitised with ability to real time MIS. We believe that such well-defined processes and efficient technology platform, enables us to keep a better check over our entire branch network and helps us in detecting shortcomings.

Safeguarding of collateral

All the branches have taken insurance cover and are working under high security CCTV surveillance along with 24x7 security to maintain the safety of the assets pledged by the customers. We also maintain various registers to keep track of staff movement, check-in and check-out of gold, stock, pledge and release, among others.

OUR STRATEGIES

At ICL Fincorp, our goal is to solidify our position as one of India's leading NBFCs. Pursuant to this goal, we endeavour prioritising customer satisfaction, expand our product portfolio, improve our technological capabilities, and maintain high performance standards. These strategies will empower us to adroitly navigate the ever-changing financial landscape, seize opportunistic prospects, and maintain sustainable long-term growth and value creation. Outlined below are our Company's key strategies:

Branch and market penetration

We focus on expanding our branches and penetrating into new markets. In the upcoming years, we seek to achieve greater market penetration by spreading our branch network, consequently increasing our customer reach. We shall focus to expand our reach by targeting new states where we do not have presence currently, as well as regions within our existing states of presence to create a denser branch network. By expanding our branch network, we can enhance our customer reach and acquire market share. As part of this strategy, we have already opened regional offices and branches at Mumbai and Ahmedabad during September 2023. Further, branches will be set up at New Delhi also in the coming months.

Portfolio diversification

While our primary offering is gold loans, the company has also ventured in other forms of loans including the property loans, new and pre-owned vehicle loans, business loans, among other. As on date, the other forms of loans do not have a major contribution in the company's AUM, however, in the upcoming years, we look to further explore the other products in order to diversify the product portfolio. This will also include introducing new loan products or expanding into related financial services, such as microfinance, personal loans, or insurance products. This will allow the company to cater to a broader range of customer needs and reduce dependence on a single product, thereby ensuring effective risk diversification.

Technology adoption and digital transformation

We focus on technological adoption and driving digital transformation. We intend to implement advanced loan management systems, develop a user-friendly mobile application for our customers, and leverage data analytics for enhanced risk assessment and customer insights. Technology integration is crucial for optimising processes, increasing operational efficiency, and elevating customer experience.

Talent management and leadership development

In order to facilitate our company's growth objectives, we intend to prioritise talent management and leadership development. As part of our strategy, we seek to hire specialised talent. We also endeavour to prioritise investment in training and development thus cultivating a culture of constant learning. By investing in the growth and development of our workforce, we seek to establish a robust leadership pipeline and cultivate a highly skilled and motivated team to propel our Company's growth in the future.

Focus on customer relationship management ("CRM")

Building robust, long-term customer relationships and delivering unparalleled services has been our topmost priority. We seek to achieve this by implementing a robust CRM system, personalised communication channels, and efficient grievance redressal mechanisms. In the course of preparing such system, we shall endeavour to improve on the contours of customer satisfaction, customer loyalty, attracting new customers through positive referrals, and providing diverse services and schemes itself in a competitive market.

Strengthening partnerships and alliances

Strategic alliances are key for accessing new markets, enhancing product offerings, and driving operational efficiencies. In the upcoming years, we seek to leverage strategic partnerships and alliances which shall play a crucial role in driving the growth and innovation in the Company. Further, we will endeavour to forge strategic alliances with technology providers, fintech enterprises, and other financial institutions to capitalise on synergies and broaden our spectrum.

Funding Sources

Our lines of credit include borrowings from banks, inter-corporate loans and amounts raised through the issue of non-convertible debentures and proceeds from issue of non-convertible redeemable cumulative preference shares.

Borrowings from banks constitute a significant portion of the total borrowings from secured and unsecured loans availed of by us. We have executed loan agreements with several banks with the object of availing funds from them on certain stipulated terms and conditions. As at December 31, 2023, we have outstanding amount of ₹ 3,98,903.44 thousand with respect to secured loans including term loans and working capital loans. Further, we have raised funds from issuance of secured and unsecured non-convertible debentures and subordinated debts, for which the amount outstanding as at December 31, 2023 is ₹41,51,690.00 thousand. For further details, please see "*Financial Indebtedness*" on page 114.

We also attempt to balance our interest-bearing liabilities, some of which bear floating interest rates, against our interest-earning assets, which bear fixed interest rates. As of December 31, 2023, 100% of our consolidated borrowings had fixed rates of interest and 0% of our consolidated borrowings has floating rates of interest.

Branch Network

As on December 31, 2023, we had 277 branches spread in various states including Kerala, Tamil Nadu, Andhra Pradesh, Karnataka, Telangana, Maharashtra, Gujarat and Odisha. The branch network of the Company as on last quarter end December 31, 2023, March 31, 2023, March 31, 2022 and March 31, 2021, are given below:

State/ Union Territory	As on December 31, 2023	As on March 31		
		2023	2022	2021
Kerala	122	114	114	112
Karnataka	29	29	29	16
Andhra Pradesh	12	9	9	9

Tamil Nadu	45	38	40	36
Telangana	24	14	14	14
Orissa	35	35	35	10
Maharashtra	5	0	0	0
Gujarat	5	0	0	0
Total	277	239	241	197

Customer Care

We have a systematic customer grievance mechanism in place, providing a seamless customer service experience to our borrowers. Company has devised a methodology for addressing customer complaints with the support of customer care department manned by customer care manager and assistant customer care manager in ensuring a seamless complaint resolution process.

Step 1: Receipt of Complaints

- Channels of Complaint Submission: Customers can submit their complaints through multiple channels, including phone calls, emails, a dedicated complaint form on the company's website, postal mail, or in-person at our branches or offices.
- Complaint Logging: Upon receiving a complaint, the customer care department immediately logs it into the company's complaint management system. The system assigns a unique complaint reference number for easy tracking and resolution.

Step 2: Acknowledgment and Categorization

- Acknowledgment: An email or through phone call to the customer, confirming receipt of the complaint. This communication includes the unique reference number and the expected timeframe for resolution. If the complaint is received in person or via phone, an acknowledgment is provided verbally, followed by written confirmation.
- Categorization: Each complaint is categorized based on its nature, urgency, and severity to prioritize resolution efforts. Common categories may include billing disputes, service issues, documentation concerns, etc.

Step 3: Investigation and Resolution

- Primary Investigation: The customer care team, under the supervision of the customer care manager and assistant customer care manager, conducts an initial investigation. They gather relevant information, review customer accounts, and determine the root cause of the complaint.
- Coordination: Depending on the nature of the complaint, the customer care department collaborates with other relevant departments within the company, such as finance, operations, Debenture or compliance, to resolve the issue effectively.
- Resolution Planning: The team devises a plan to address the complaint, outlining the steps required for resolution. This plan is documented and shared with the customer whenever necessary.
- Timely Response: The company is committed to providing timely responses and resolutions. The resolution timeframe varies depending on the complexity and urgency of the complaint but is communicated clearly to the customer.

Step 4: Communication with the Customer

- Regular Updates: Throughout the resolution process, the customer care team maintains regular communication with the customer, providing updates on the progress of their complaint and any anticipated delays.
- Final Resolution: Once the complaint is fully resolved, the customer is informed of the outcome and any necessary actions they need to take.

Step 5: Escalation Process

- Internal Escalation: If a complaint cannot be resolved at the departmental level, it is escalated to higher management within the company, ensuring that it receives the necessary attention and resources for resolution.
- External Escalation: Customers are informed about their right to escalate the complaint to external bodies, such as regulatory authorities or ombudsman services, if they are not satisfied with the company's response.

Step 6: Documentation and Record Keeping

- Documentation: All details related to the complaint, including correspondence, actions taken, and resolutions, are documented thoroughly and securely.
- Data Retention: Complaint records are retained as per regulatory requirements for audit and compliance purposes.

Step 7: Continuous Improvement

- Feedback Mechanism: The Company actively seeks feedback from customers regarding their complaint handling experience and uses this feedback to identify areas for improvement.
- Process Enhancement: The customer care department reviews its processes regularly to identify any systemic issues that need improvement.

Step 8: Reporting and Transparency

- Regular Reporting: The Company provides regular reports on complaint statistics, including the number of complaints received, resolved, and pending, to senior management and regulatory authorities as required.
- Transparency: Complaint handling data is made available to all concerned to keep transparency.

Risk Management

Our main stay of business is Gold Loans. As a lending institution, we are exposed to various risks that are related to our gold lending business, other loan businesses and operating environment. Risk management forms an integral element of our business. Our objective in the risk management processes is to appreciate, measure and monitor the various risks that we are subject to and follow policies and procedures to address these risks.

The Company adopted an internal Risk Management Policy on April 2, 2023 (“**Risk Management Policy**”) wherein all material risks faced by the Company are managed by competent personnel. We have a dedicated committee called the Risk Management Committee which reviews the Risk Management Policy and is involved in the process of identification, measurement, monitoring and mitigation of the various risks faced by the Company. We face strategic as well as operational risks. Few of the major types of risk we face in our businesses are listed below:

Political/Government related Risk

This includes changes in the government policies or any socio-political contingencies which may adversely affect the business of our Company. We aim to mitigate this risk through a continuous review and monitoring of the changes in rules and regulations in relation to NBFCs by the Government, which will help the Company to oversee the consequences and act accordingly.

Competition Risk

Our Company faces ample competitions from other NBFCs, different types of banking companies including public sector/private sector banks, co-operative banks, foreign banks, India Post, local money lenders and other unauthorized financiers. We seek to develop a robust internal quality mechanism to keep close surveillance on competitor’s strengths, weaknesses, competition dynamics, and focus on awareness campaigns among its employees, stakeholders etc.

Credit Risk

Credit Risk is one of the major financial risks faced by many NBFCs. It encapsulates the possibility of loss due to the failure of the counterparty to meet their obligations in accordance with agreed terms. We endeavour to maintain a well structured customer verification process to ensure the onboarding of genuine customers, and we also have a set recovery management system which supports in minimising the credit risks of the Company.

Liquidity Risk

This includes financial risk due to uncertain liquidity. Liquidity risk management in NBFCs is the inability to meet obligations to investors or inability to invest to meet unacceptable costs or losses occurred. Our Company has a reliable management information system that provides timely and forward-looking information on the liquidity position of the Company. Further, the report to the Asset-Liability Management Committee also helps thwart this risk, both under normal and stress scenarios.

Fraud Risk

Fraudulent risks arise from different types of frauds involving Directors, employees of the Company, security holders, other agencies deployed for the Company's activities, whether working from any of the Company's offices or any other location. We aim to mitigate this risk by making adequate security arrangements and ensuring periodic checks in all areas of operations through gold audit, internal audit etc. This will help the Company reduce any fraud occurrence.

In addition to the abovementioned risk, our Company may also face risks pertaining to the employees, credit rating risk, reputational risks, and legal and compliance risks, among others

Our Risk Management Policy

The Company has internal Risk Management Policy wherein all material risks faced by the Company are managed by competent personnel and the same is reviewed by Risk Management Committee on a periodic basis. The policy aims to ensure sustainable business growth with stability and promotes a pro-active approach in reporting, evaluating and resolving risks associated with the Company's business. It seeks to identify, assess, quantify, mitigate and minimise all the current and future material risk exposures of the Company and establishes a framework for the management of the same.

Vigil Mechanism and Whistle Blower Policy

The Company has also established a vigil mechanism to promote ethical behaviour in all its business activities and has put a mechanism in place whereunder the employees are required to report genuine grievances, illegal, unethical behaviours, suspected fraud, violation of laws, rules and regulation or conduct to the Audit Committee or the Board of Directors of the Company. The policy also provides for adequate protection to the whistle blowers against victimization or discriminatory practices.

Treasury Operations

Our treasury operations are mainly focused on raising funds for meeting our funding requirements and managing short term surpluses. We have historically secured financing from diversified sources of capital from banks, including term loans, working capital facilities, proceeds from loans securitized, proceeds from the issuance of NCDs, to meet our capital requirements. In addition, we have access to capital from our Promoters. We have grown our liability relationships with many banks during the period of our operations and State Bank of India ("SBI") is the latest entrant into the list. During the Fiscal 2021-22, SBI provided us with the credit facilities to the tune of ₹ 2,50,000 Thousand. This was enhanced by an amount of ₹ 2,50,000 thousand (secured term loans and cash credit) during the current fiscal. We are continuously seeking to diversify our sources of funding to facilitate flexibility in meeting our funding requirements.

The following table sets out our sources of capital on standalone basis for the periods indicated:

(₹ in thousands)

Particulars	As on December 31, 2023	As on March 31		
		2023	2022	2021
Term Loans and Cash Credit – Secured				
Banks	3,98,903.44	2,07,054.40	2,61,025.79	9,745.07
Term Loans – Unsecured				
Term Loans and Inter Corporate Loans	1,58,705.56	1,97,781.99	2,02,134.01	2,06,500.00
Debt Securities – Secured				
Non-Convertible Debentures	39,10,895.00	31,37,509.00	25,74,195.00	21,72,767.00
Debt Securities – Unsecured				
Subordinated Debts	2,40,795.00	2,40,795.00	2,76,640.00	3,60,102.00
Others				
Loans from Directors	82,543.96	1,911.28	17,860.05	1,308.40
TOTAL	47,91,842.96	37,85,051.67	33,31,854.86	27,50,422.47

Our treasury department undertakes liquidity management by seeking to maintain an optimum level of liquidity and complying with the RBI's requirement for asset liability management. We have an Asset Liability Committee, which manages our liquidity risk based on our liquidity risk management measures set out in our asset liability management policy, and to ensure there are no concentrations on either side of the balance sheet. The Asset Liability Committee meets

periodically and reviews asset liability mismatches based on the RBI's required time buckets and takes corrective measures whenever and wherever needed.

Non-performing Assets (NPA)

The Master Directions require that every non-deposit taking NBFC shall, after taking into account the degree of well-defined credit weaknesses and extent of dependence on collateral security for realisation, classify its lease/hire purchase assets, loans and advances and any other forms of credit into the following classes:

- Standard assets;
- Sub-standard assets;
- Doubtful assets; and
- Loss assets.

Further, the class of assets referred to above shall not be upgraded merely as a result of rescheduling, unless it satisfies the conditions required for an upgrade. A non-deposit taking NBFC is required to make provisions against sub-standard assets, doubtful assets and loss assets in accordance with the above RBI Master Directions. In terms of the RBI Master Directions, non-deposit taking NBFC has to make the following provisions on their loan portfolio:

Asset Classification	Provisioning Policy
Standard Assets	0.40%
Sub-standard Assets	10% of the total outstanding
Doubtful Assets	100% to the extent to which the advance is not covered by value of the security to which the NBFC has a valid recourse
Loss Assets	100% write off; if assets are permitted to remain in the book, then 100% of the outstanding.

Note: In addition to above, depending upon the period for which the asset has remained doubtful, provision to the extent of 20% to 50% of the secured portion

For further details, please refer to “Key Regulations and Policies” on page 267.

Based on the RBI Master Directions for asset classification, details of the classification of our gross NPAs for significant classes of our assets on standalone basis as on the nine-month period ended December 31, 2023 and year ended March 31, 2023, March 31, 2022, March 31, 2021 are furnished below:

(₹ in thousand)

Asset Type	As on December 31, 2023	As on March 31		
		2023	2022	2021
Sub-standard	22,127.95	1,13,369.72	54,173.93	37,471.08
Doubtful	34,311.97	38,574.65	10,833.93	7,723.88
Loss	0	0	0	0
Gross NPA	56,439.92	1,51,944.37	65,007.85	45,194.95
Gross NPA% of Assets under management	1.38%	3.85%	1.89%	1.50%
Less Provisions	15,556.72	12,689.86	7,232.35	5,802.93
Net NPA	40,883.20	1,39,254.51	57,775.50	39,392.02
Net NPA% of Assets under management	1.00%	3.53%	1.68%	1.31%

Secured loans are classified or provided for, as per management estimates, subject to the minimum provision required as per RBI Master Directions. We have written off ₹ 39,895.43 thousand and ₹ 0.00 thousand, ₹ 0.00 thousand, ₹ 22,645.54 thousand for the nine-month period ended December 31, 2023 and Fiscals 2023, 2022, 2021, respectively.

Technology

We believe that the usage of a technology platform across our operations has improved our growth. All the branches of the Company have an ERP software, whereunder we record details of each of the loans disbursed by the Company. We believe that our IT infrastructure helps us with real time data transmission and updates, and endeavour to minimise errors, helps in risk monitoring and helps in ensuring timely recovery. We upload data at each branch to facilitate online information which enables us to keep track of the details of the loan, and its due date.

Our IT system aids the performance of all the processes involved in a loan transaction. At the pre-disbursement stage, all KYC details as well as other details of customer appraisal are captured and stored in the system for future reference. All the details that are relevant to a loan transaction are captured by the system. We are looking to integrate further technological aspects into our operations to provide our customers with a more quick and seamless experience.

Credit Ratings

Our Company has received rating of “ACUITE BBB-” with stable outlook for an amount of ₹5,00,000 thousand by Acuite vide rating letter dated February 29, 2024. Further, Acuite provided the rating of “ACUITE BBB-” with a stable outlook vide rating letter dated October 17, 2023 for an amount of ₹15,00,000 thousand which was reaffirmed by Acuite vide rating letter dated February 29, 2024 for the NCDs proposed to be issued pursuant to this Issue. The rating of the NCDs by Acuite indicates that the instruments with this rating are considered to have moderate degree of safety and moderate credit risk. The rating provided by Acuite may be suspended, withdrawn or revised at any time by the assigning rating agency and should be evaluated independently of any other rating. The rating is not a recommendation to buy, sell or hold securities and Investors should take their own decisions. Please refer to “*Annexure II*” for the rationale and press release for the above rating.

Competition

We face competition from other gold loan financing companies, banks, co-operative societies and local money lenders. Other lenders may lend money on an unsecured basis, at interest rates that may be lower than our rates of interest and on other terms, which may seem more favourable than ours. However, we believe that the primary elements of our competitive edge are the quality of customer service, relationship management, our reach and our ability to lend competitive amounts at competitive rates, with full transparency.

Property

Our Company has 277 branches, as on December 31, 2023 with a strong presence in the states of Kerala, Tamil Nadu, Andhra Pradesh, Karnataka, Telangana, Maharashtra, Gujarat and Odisha, which are taken on leasehold basis.

Intellectual Property



Our trademark “**ICL Fincorp**” is duly registered with the Registrar of Trademarks in India vide certificate dated February 6, 2020 in accordance with the Trade Marks Act, 1999. The Trade mark is registered under Trade Mark No. 4432879 in Class 36 in respect of *Banking; Investment banking; International banking; Banking insurance; Internet banking; Banking services; Financial banking; ATM banking services; Insurance; Insurance services; Finance services*. The Registration of our Trademark is valid for a period of 10 years from the date of application and is valid till February 6, 2030.

Employees and Training of Employees

Our employees form a major resource as we are a part of the service sector. As on December 31, 2023, we have 1,256 employees, with 58% of women employees. Our Company emphasizes on imparting effective and continual in-house training to its employees by experts in a planned and systematic manner, to hone their skills and capabilities required to perform various functions associated with their present/expected future roles in the business of our Company.

HISTORY AND CERTAIN OTHER CORPORATE MATTERS

Our Company was originally incorporated as '*Jawahar Finance Limited*', a public limited company at Chennai under the provisions of the Companies Act, 1956, pursuant to a certificate of incorporation dated December 9, 1991, issued by RoC. The name of our Company was changed to '*Irinjalakuda Credits & Leasing Company Limited*' pursuant to a fresh certificate of incorporation dated April 26, 2004 issued by the RoC. Later, the name of our Company was changed to '*ICL Fincorp Limited*' pursuant to a fresh certificate of incorporation dated May 8, 2016 issued by the RoC.

Our Company has obtained a certificate of registration dated August 18, 1999 bearing registration no. – 07.00437 issued by the RBI to carry on the activities of an NBFC under Section 45 IA of the Reserve Bank of India Act, 1934. Further, our Company has received certificate of registration dated May 16, 2005 bearing registration number B-07.00437 issued by RBI under Section 45IA of the Reserve Bank of India Act, 1934 pursuant to the change in name from '*Jawahar Finance Limited*' to '*Irinjalakuda Credits & Leasing Company Limited*' and receipt of revised certificate of incorporation from RoC, dated April 26, 2004. Thereafter, we have received another certificate of registration dated June 09, 2016 bearing registration number B-07.00437 issued by RBI under Section 45IA of the Reserve Bank of India Act, 1934 pursuant to the further change in name from '*Irinjalakuda Credits & Leasing Company Limited*' to '*ICL Fincorp Limited*' and receipt of revised certificate of incorporation from RoC, dated May 8, 2016.

For details regarding business of our Company, please see "*Our Business*" on page 73.

Registered Office

The Registered Office of our Company is located at No.61/1, VGP Complex, First Avenue, Ashok Nagar, Chennai, Tamil Nadu – 600 083.

Corporate Office

The Corporate Office of our Company is located at ICL Fincorp Limited, Main Road, Irinjalakuda, Thrissur, Kerala - 680121.

Key milestones, events and achievements:

Date/ Fiscal	Particulars
1991	Incorporation of our Company as a public limited company
1999	Certificate of registration issued by RBI to our Company to act as non-deposit taking NBFC
2020	Acquired Salem Erode Investments Limited
2023	Total Asset Size crossed 500 Crores and categorised as a Systemically Important Non-Banking Finance Company (NBFC-ND-SI) by RBI.

Main objects of the MoA

Following are the main objects of our Company, as provided in the MoA:

1. To carry on and undertake business as financiers to finance operations of all kinds such as managing, selling, letting on hire, leasing out for hire or rent, and dealing in all kinds of property (movable and immovable), goods of all nature, machinery, chattels, motor-cars, motor-buses, motor lorries, lands, bullion, Gold and Silver Ornaments including precious stones and jewellery, stock, shares, Government Bonds and similar things.
2. To undertake and carry on all the operations and transactions in regard to business, in the same way as an individual capitalist may law fully undertake carry out and, in particular the financing hire purchase contracts relating to property or assets and goods of any description, either fixed or movable, such as houses, lands, vehicles, Government bonds, machinery, chattels and other articles of any nature.
3. To carry on and become engaged in financial, monetary and other business transactions including leasing out properties and goods of any nature that are usually and commonly carried on by Commercial Financial Houses, Shroffs, Credit Corporations, Merchants, factory, Trade and General Financiers.
4. To lend, with or without security, deposit or advance money, securities and property to, or with, such person and on such terms as may seem expedient, for the business of the Company.

5. Subject to the provisions of Law, to borrow money at interest to otherwise from any persons, Company, local authority, or Government and accept deposits, advance, lend or deposit any such money or other moneys of the Company, for the time being, on such securities or other as the Company may deem expedient.
6. To acquire, buy, sell, hire, let on hire or otherwise deal in any movable or immovable property which the Company may think it favorable, by way of investment or with a view to resale or lease or otherwise.
7. To accumulate funds including accepting deposits from public or others, or lend, invest or otherwise employ monies belonging to the Company, to individuals, firms, Companies, government or quasi government authorities, or to whomsoever as the Company may choose, with such security or without securities, upon such terms and conditions as may be determined from time to time.
8. To invest in, acquire, hold and deal in shares, stocks, debentures, bonds, negotiable instruments, obligations and securities issued or guaranteed by any government, sovereign ruler, commissioners, public body or authority supreme, municipal, local, or otherwise, whether in India or abroad.
9. To purchase or otherwise acquire, sell, dispose off or lease, let on hire, or lease and deal in immovable or movable property of all kinds and in particular lands, buildings, hereditaments, business concerns, and undertaking, mortgages, charge annuities, patents, copy rights, licenses, shares, stocks, debentures, securities, concessions, options, produce, policies, book - debts, claims, machinery or components and any claims against such property or against any persons or Company and to carry on any business concern, undertaking so acquired.
10. To carry on business in money lending on security of movable and immovable properties.
11. To lend Loans for any purpose against pledge of gold including household and/ or used gold jewellery or any other security in the form of jewellery made out of gold, silver, platinum or any other alloys or semi alloys of such precious metals including precious and semi-precious stones.
12. To undertake the business of money changers, brokers, dealers, agents, buyers and sellers of all foreign exchange and to do the business of money transfer services in foreign exchange either in the form of currencies, travellers' cheques, cards (pre-paid, credit or debit), bonds, notes, instruments, papers, documents etc. and to deal in currency or exchange options, swaps, futures, in foreign or Indian currencies in direct or derivative forms in India or abroad on the Company's own behalf or on behalf of its clients, subject to the approval of the Reserve Bank of India and other competent authorities, wherever necessary.
13. To act as agent, representative, surveyor, sub insurance agent, franchiser, consultant, advisor, collaborator, or otherwise and to deal in all incidental and allied activities relating to all life and non-life insurance businesses.
14. To carry on the business of issue and development of different type of credit cards, co-branded credit cards, add on cards etc. either independently or in collaboration/association with other eligible organizations and entering into agreements with any person, whether incorporated or not, who agrees to be a subscriber to any such cards; and provide facilitation of space for setting up Automated Teller Machines (ATM) or Cash Deposit Machines (COM) and related equipments of various banks or other entities, on rental or fee basis; and to carry on white labelled pre-paid card solution services, ATM/CDM management and related services either independently or in association with banks or other eligible organizations, subject to the approval of the Reserve Bank of India and other competent authorities, wherever necessary.

Key terms of Material Agreements and Material Contracts

Our Company has not entered into any agreements and contracts which are not in the ordinary course of business, in the last two fiscals.

Subsidiaries of our Company

As on the date of this Draft Prospectus, the Company has the following subsidiary:

1. Salem Erode Investments Limited ("SEIL"), Subsidiary Company

SEIL, a company within the meaning of the Companies Act, 2013, acquired on February 18, 2020 bearing CIN: L31200TN1931PLC145816 listed on the BSE and registered as an NBFC registered with the Reserve Bank of India under

the category of NBFC - Investment and Credit Company, having its registered office at Door No. 61/A8 (38/A8), VJP Parijatham Apartments, 1st Avenue, Ashok Nagar, Chennai, Tamil Nadu – 600083.

SEIL is primarily engaged in the business of loans & investments.

Board of Directors

Details of the board of directors of SEIL is as set out in the table below:

Sr. No.	Name of Directors	Designation	DIN
1.	Kuzhuppilly Govinda Menon Anilkumar	Managing Director	00766739
2.	Ambadath Aiyyappan Balan	Independent Director	01996253
3.	Umadevi Anilkumar	Non-Executive Director	06434467
4.	Saseendran Veliyath	Independent Director	08205871
5.	Thainakathu Govindankutty Babu	Independent Director	08315374
6.	Shinto Stanly	Additional Director	06534505

Shareholding Pattern

The shareholding pattern of SEIL as on December 31, 2023, is as set out in the table below:

Sr. No.	Name of the Share holder	No. of Equity Shares held	% of Share Holding
1.	ICL Fincorp Limited	85,99,140	75

Holding of our Company

As on the date of this Draft Prospectus our Company does not have any holding company.

Associate of our Company

As on the date of this Draft Prospectus our Company does not have any associate company.

OUR MANAGEMENT

Board of Directors

The composition of our Board is governed by the provisions of the Companies Act, 2013, and the rules prescribed thereunder, in compliance with the same, our Company requires us to have not less than three (3) and not more than fifteen (15) Directors. As on the date of this Draft Prospectus, we have 6 Directors on the Board which include one managing director, one whole time director, one woman director and four non-executive directors of which two are independent directors.

The general superintendence, direction and management of our affairs and business are vested with the Board of Directors which exercises its power subject to the Memorandum and Articles of Association of our Company and the requirements of the applicable laws.

The following table provides information about the Directors as of the date of this Draft Prospectus:

Name, Designation and DIN	Age (in years)	Address	Other directorships
Kuzhupilly Govinda Menon Anilkumar Designation: Chairman and Managing Director DIN: 00766739 Date of original appointment: July 14, 2004 Date of Re-appointment: September 25, 2021	60	Errekheth House, Sugrtham, Santhi Nagar, Irinjalakuda, North P. O., Thrissur, Kerala - 680125, India.	India Companies: a. Salem Erode Investments Limited b. Snow View Tex Collections Private Limited c. ICL Tours and Travels Private Limited d. ICL Nidhi Limited e. ICL Chits Limited f. ICL Medilab Private Limited g. Laneseda Vanijya Private Limited
Umadevi Anilkumar Designation: Whole Time Director and Chief Executive Officer DIN: 06434467 Date of original appointment: March 21, 2013 Date of Re-appointment: September 30, 2020.	51	Errekheth House, Sugrtham, Santhi Nagar, Irinjalakuda, North P. O., Thrissur, Kerala, India - 680125	Indian Companies: a. Salem Erode Investments Limited b. Snow View Tex Collections Private Limited c. ICL Tours and Travels Private Limited d. ICL Nidhi Limited e. ICL Chits Limited f. ICL Medilab Private Limited g. Laneseda Vanijya Private Limited
Kakkeri Kochakkan Wilson Designation: Non-Executive Director DIN: 02526733 Date of original appointment: December 11, 2017 Date of Re-appointment: September 29, 2018	67	Kakkeri House, Karukulangara Kanjirathodu Lane, Irinjalakuda (Part), Irinjalakuda, Thrissur, Kerala, India - 680121	Nil

Name, Designation and DIN	Age (in years)	Address	Other directorships
Sreejith Surendran Pillai Designation: Non-Executive Director DIN: 05315692 Date of original appointment: November 28, 2020 Date of Re-appointment: September 25, 2021	41	Srishti, Opposite Government High School, Aroor P.O. Cherthala, Alappuzha, Kerala – 688534, India.	Indian Companies: a. Caits Info Solutions Private Limited
Ambadath Aiyappan Balan Designation: Independent Director DIN: 01996253 Date of original appointment: September 25, 2021 Date of Re-appointment: December 31, 2021	84	Ambadath, Avittathur, Near SNDP, Kaduppassery, Thrissur, Kerala – 680683, India.	Indian Companies: a. Salem Erode Investments Limited
Shinto Stanly Designation: Independent Director DIN: 06534505 Date of original appointment: December 3, 2019 Date of Re-appointment: September 30, 2020	38	Elenjickal House, Edavilangu P.O., Kodungallur, Thrissur, Kerala - 680671, India.	Indian Companies: a. Salem Erode Investments Limited b. Meenachil Finance Limited

Relationship between Directors

Except as stated below, none of our Directors are related to each other:

Sr. No.	Name of the Director	Designation	Relationship with other Directors
1.	Kuzhuppilly Govinda Menon Anilkumar	Chairman and Managing Director	Husband of Umadevi Anilkumar.
2.	Umadevi Anilkumar	Whole Time Director and Chief Executive Officer	Wife of Kuzhuppilly Govinda Menon Anilkumar

Brief profiles of our Directors

Kuzhuppilly Govinda Menon Anilkumar, is the Chairman and Managing Director of the Company. He has completed Bachelors in Arts (B.A.), Post-Graduation in Master of Business Administration (MBA) as well as a qualification in law (LLB). He has over 20 years of experience in managing businesses operating in the field of financial services. He was appointed as Trade Commissioner of Cuba by the Latin American Caribbean Federation of India at the India Cuba Conference during the Cuba Business Summit held in the month of January 2023. His unique capabilities have won him several awards and accolades including Excellence in Finance Sector Award' for the year 2019 from the Vice President of India, M. Venkaiah Naidu, the "Bharat Excellence Award" for the year 2015 from the Governor of Tamil Nadu, Dr. K.

Rosaiah and Janam TV Global Excellence Award 2017 from Hon'ble union ministers Nirmala Sitharaman and Harsh Vardhan.

Umadevi Anilkumar is the Whole Time Director and Chief Executive Officer of the Company. She has graduated with a bachelors in commerce (B.Com) from the University of Calicut and completed her post-graduation in business management (MBA) from Madurai Kamaraj University. She has been actively involved in the operations of the Company and has got rich experience of over 10 years in managing businesses operating in the field of financial services.

Kakkeri Kochakkan Wilson is a Non-Executive Director of our Company. He is a graduate in Bachelor of Science from University of Calicut. He has over a decade of operational and management experience in financial services and has played a key role in managing the fast growing operations of the Company.

Sreejith Surendran Pillai is a Non-Executive Director of the Company. He is a graduate in economics from the University of Kerala. In addition to graduation, he holds a diploma in information technology from MCC Computer Education. He is the founder of Caits Info Solutions Private Limited, a leading information technology and Extra Low Voltage (ELV) solution providing Company with head office in Cochin and having operations in all over India. He is a member of Business Network International (BNI). During his journey with BNI he has been awarded as the most referral partner since the launch of the chapter. At present he is the Director of BNI Kochi.

Ambadath Aiyappa Balan is an Independent Director of the Company. He passed his secondary school leaving (SSLC) exam from Nadavaramb Government School in March, 1956. Thereafter he passed the civil engineering subject from Madras Government Technical Education Board in the year 1957 specializing in surveying and levelling, building materials and constructions. He is a partner in the construction company named Balan Construction Company. He has been awarded with the Vikas Ratna Award by the International Friendship Society of India for his excellence in the field of building industry.

Shinto Stanly is an Independent Director of the Company. He has an experience of 10 years in the corporate field, is a member of the Institute of Company Secretaries of India and also a member of the Institute of Chartered Financial Analysts of India, Tripura. He also holds post graduate degrees in Master of Financial Analysis (MFA) and Master of Business Administration (HRM). He has vast experience and expertise in the field of corporate secretarial, accounts and allied businesses of non - banking financial companies, manufacturing companies, multi - national companies etc. Presently, he is a strategic consultant to various finance companies and multi-national business oriented Companies in Kerala.

Confirmations

- None of our Directors have been restrained or prohibited or debarred by SEBI from accessing the securities market or dealing in securities.
- None of our Directors is a promoter or director of another company which is debarred from accessing the securities market or dealing in securities by the SEBI.
- None of our Directors have been identified as a 'Wilful Defaulter', as defined under SEBI NCS Regulations.
- None of the whole-time Directors of our Company is a promoter or whole time director of another company that is a wilful defaulter.
- None of the Directors of our Company are interested in the appointment of or acting as lead managers, credit rating agency(ies), underwriter, registrar, debenture trustee, advertising agency, printers, banker to the Issue or any other such intermediary appointed in connection with the Issue.

Terms of appointment of Directors

Chairman & Managing Director

Kuzhuppilly Govinda Menon Anilkumar was re-appointed as the Chairman and Managing Director of our Company pursuant to a resolution of the shareholders of the Company at the Annual General Meeting dated September 25, 2021. Further, pursuant to the resolution of the Board dated August 13, 2021, the Chairman and Managing Director is authorised to receive ₹10,00,000 per month, as remuneration along with a commission based on the net profits for Fiscal 2022 and Fiscal 2023 not exceeding 1% (one percent) of such profits, according to the performance of the Company and subject to the approval of the Nomination and Remuneration Committee and the Board of Directors of the Company.

Wholetime Director

Umadevi Anilkumar was appointed as the Wholetime Director of our Company for a period of 5 years from September 1, 2020, pursuant to a resolution of the Shareholders of the Company dated September 30, 2020. Pursuant to the shareholder's resolution dated July 15, 2023, she is authorised to receive ₹ 5.00 lakhs per month, as remuneration for a period of 2 years effective from 31st day of August, 2023 to 30th day of August, 2025, along with a commission based on the net profits for the Financial Years commencing from Fiscal 2023, Fiscal 2024 and Fiscal 2025 not exceeding 1% (one percent) of such profits, according to the performance of the Company and subject to the approval of Nomination and Remuneration Committee and Board of Directors.

Non-Executive Directors

The Company has not paid any remuneration to the non-executive Directors of the Company in the current financial year and the last three financial years except sitting fees for attending the Board and Committee Meetings.

Remuneration paid by our Company to the Directors

The following table sets forth details of remuneration payable or paid by our Company to our Directors:

Name of Directors	Current financial year as on February 29, 2024	Fiscal 2023	Fiscal 2022	Fiscal 2021
Kuzhuppilly Govinda Menon Anilkumar				
Salary	1,10,00,000	1,20,00,000	1,20,00,000	95,00,000
Sitting Fee	33,000	33,000	57,000	00.00
Umadevi Anilkumar				
Salary	55,00,000	60,00,000	60,00,000	45,00,000
Sitting Fee	33,000	36,000	60,000	00.00
Kakkeri Kochakkan Wilson				
Sitting Fee	30,000	36,000	57,000	35,000
Sreejith Surendran Pillai				
Sitting Fee	33,000	33,000	51,000	10,000
Ambadath Aiyyappa Balan				
Sitting Fee	18,000	36,000	24,000	00.00
Shinto Stanly				
Sitting Fee	33,000	36,000	60,000	35,000

Remuneration paid by Subsidiary and associate companies to the Directors

No remuneration is being paid by the Subsidiary Company to any of the directors of the Company, except the sitting fees paid. The Directors of our Company do not receive any remuneration (including any stock option, shareholding in subsidiaries and associate companies) by the Subsidiary company of the Company during the last three financial years and as on date of this Draft Prospectus except the sitting fees received by the Directors from Salem Erode Investments Limited, Subsidiary Company, as hereunder:

Name of Directors	Current financial year as on February 29, 2024	Fiscal 2023	Fiscal 2022	Fiscal 2021*
Kuzhuppilly Govinda Menon Anilkumar	17,500	25,000	32,700	NA
Umadevi Anilkumar	17,500	20,000	32,700	NA
Ambadath Aiyyappan Balan	17,500	12,500	16,350	NA
Shinto Stanly [#]	NA	NA	NA	NA

*Payment of Sitting fees to directors commenced from Fiscal 2022 and for Fiscal 2021 no sitting fees had been paid to the Non-Executive Directors.

[#] Mr.Shinto Stanly has been appointed as Additional Director- Independent Category of the Subsidiary Company effective from February 05, 2024.

Changes in the Board of Directors during the last three years:

Name, Designation and DIN	Date of Appointment	Date of Cessation, if applicable	Date of Resignation, if applicable	Remarks
Sreejith Surendran Pillai <i>Non-Executive Director</i> DIN: 05315692	November 28, 2020	-		-
Ambadath Aiyappan Balan <i>Independent Director</i> DIN: 01996253	September 25, 2021	-	-	-
Nadarajan <i>Independent Director</i> DIN: 07887451	July 22, 2017	-	August 27, 2021	-
Earatte Gopalan Sajish <i>Independent Director</i> DIN: 06842134	March 22, 2017	-	August 13, 2021	-

Note: The above disclosure does not include changes such as re-appointment on retirement by rotation or regularisation of Appointment or change in designations

Interest of our Directors

All of our Independent Directors and Non-Executive Directors may be deemed to be interested to the extent of sitting fees payable to them for attending meetings of the Board. All of our Executive Directors may be deemed to be interested to the extent of remuneration payable to them. All of our Directors are interested to the extent of reimbursement of expenses payable to them by our Company.

Further, Kuzhuppilly Govinda Menon Anilkumar, Ambadath Aiyappan Balan, Kakkeri Kochakkan Wilson, Sreejith Surendran Pillai and Umadevi Anilkumar may also be regarded as interested to the extent of the Equity Shares held by them in our Company. Further, the Directors may also be interested to the extent of Equity Shares held by companies, firms and trusts in which they are interested as directors, partners, members or trustees and also to the extent of any dividend payable to them and other distributions in respect of the said Equity Shares.

None of the Directors have any interest in immovable property acquired or proposed to be acquired by the Company in the preceding two years as of the date of this Draft Prospectus.

For further details regarding the interest of our Directors, refer to “*Related Party Transactions*” on page 110.

As on date of this Draft Prospectus, none of the Directors are interested in any contracts, agreements/ arrangements entered into by our Company except as disclosed in the section titled “*Audited Financial Statements*” or to be entered into by our Company with any company in which they hold directorships or any partnership firm in which they are partners as declared in their respective declarations, except as disclosed in the section titled “*Financial Statements*” on page 112.

Our Directors have not taken any loan from our Company as of the date of this Draft Prospectus.

Except as disclosed below, none of the Directors of the Company hold any debentures/subordinated debt in our Company as of the date of this Draft Prospectus:

Sr. No.	Name	Designation	Number of debentures/ subordinated debt held
1.	Kuzhuppilly Govinda Menon Anilkumar	Chairman and Managing Director	2,97,534
2.	Umadevi Anilkumar	Whole-time Director and Chief Executive Officer	6,600

Except our Promoters, who are also the directors of the Company, none of the Directors are interested in the promotion of our Company.

Except as disclosed below, none of the Directors of the Company or their relatives, or entities in which director is associated as promoter, director, partner, proprietor or trustee, hold any equity shares, warrants, employee stock options or other convertible instruments in the Company as of the date of this Draft Prospectus:

Holding by Directors:

Sr. No.	Name	Designation	Number of Equity Shares held
1.	Kuzhuppilly Govinda Menon Anilkumar	Chairman and Managing Director	1,76,16,478.
2.	Umadevi Anilkumar	Wholtime Director and Chief Executive Officer	47,81,799
3.	Kakkeri Kochakkan Wilson	Non-Executive Director	21,333
4.	Sreejith Surendran Pillai	Non-Executive Director	12,667
5.	Ambadath Aiyyappan Balan	Independent Director	10,333
6.	Shinto Stanly	Independent Director	Nil

Holding by Relatives of Directors:

Sr. No.	Name	Designation	Number of Equity Shares held
1.	Ajayakumar K G	Brother of Kuzhuppilly Govinda Menon Anilkumar	24,666
2.	Krishnendu A Menon	Daughter of Kuzhuppilly Govinda Menon Anilkumar and Umadevi Anilkumar	1,24,818
3.	Amaljith A Menon	Son of Kuzhuppilly Govinda Menon Anilkumar and Umadevi Anilkumar	1,51,472

Except as disclosed below, none of the Directors of our Company, nor their relatives, have purchased, sold or financed the purchase by any other person, directly or indirectly, any securities of the Company during the preceding six months:

a. Equity Shares

Sr. No.	Name of the Transferor	Name of the Transferee	Date of purchase/ transfer	Whether purchase/ transfer/sale	Number of Equity Shares
1.	Damodaran Babu	Kuzhuppilly Govinda Menon Anilkumar	Wednesday, September 6, 2023	Transfer	5,000
2.	Tm Krishnappillai		Friday, September 15, 2023	Transfer	2,500
3.	Biju Kochuveetil Ravindran		Tuesday, October 10, 2023	Transfer	20,000
4.	Premdas Nadarajan		Tuesday, February 20, 2024	Transfer	2,000
5.	Karuvan Madhavan Radhakrishnan		Thursday, February 29, 2024	Transfer	1,667
6.	Rijila P T		Monday, March 11, 2024	Transfer	2,800

b. Non-convertible debentures

Sr. No.	Name of the Transferor	Purchase/ transfer/sale	Number of non-convertible debentures
1.	Pankajakshy	Purchase	1,53,580
2.	Pankajakshy	Transfer	2,10,910
3.	Kuzhuppilly Govinda Menon Anilkumar	Purchase	1,33,786
4.	Kuzhuppilly Govinda Menon Anilkumar	Transfer	2,14,154
5.	Umadevi Anilkumar	Redemption	4,800
6.	Umadevi Anilkumar	Purchase	100

No regulatory action is pending against any of the Directors of our Company before the SEBI or Reserve Bank of India or any other regulatory or statutory body in India or overseas.

None of the Directors of our Company, or their relatives are interested, directly or indirectly, in any movable or immovable property acquired by the Company in preceding two years of the date of this Draft Prospectus.

None of the Directors of our Company are interested in the benefits / interests arising out of the objects of the issue.

None of our Directors are interested in their capacity as a member of any firm or company and no sums have been paid or are proposed to be paid to any Director or to such firm of company in which he is interested, by any person, in cash or shares or otherwise, either to induce them or to help them qualify as a director or for services rendered by him or by such firm or company, in connection with the promotion or formation of our Company.

Shareholding of our Directors

Details of the shares held in the Company by the Directors, as on the date of the Draft Prospectus are provided in the table given below:

Sr. No.	Name of Director	Number of shares held	Percentage of the total paid-up capital of the Company (%)
1.	Kuzhuppilly Govinda Menon Anilkumar	1,76,16,478	35.38
2.	Umadevi Anilkumar	47,81,799	9.60
3.	Kakkeri Kochakkan Wilson	21,333	0.04
4.	Sreejith Surendran Pillai	12,667	0.03
5.	Ambadath Aiyyappan Balan	10,333	0.02
6.	Shinto Stanly	Nil	Nil

Details of the shares held in the Subsidiary Company by the Directors, as on the date of the Draft Prospectus are provided in the table given below:

Sr. No.	Name of Director	Name of the Subsidiary Company	Number of shares held	Percentage of the total paid-up capital of the Subsidiary (%)
1.	Kuzhuppilly Govinda Menon Anilkumar	Salem Erode Investments Limited	Nil	Nil
2.	Umadevi Anilkumar	Salem Erode Investments Limited	Nil	Nil
3.	Kakkeri Kochakkan Wilson	Salem Erode Investments Limited	Nil	Nil
4.	Sreejith Surendran Pillai	Salem Erode Investments Limited	33,359	0.29
5.	Ambadath Aiyyappan Balan	Salem Erode Investments Limited	Nil	Nil
6.	Shinto Stanly	Salem Erode Investments Limited	Nil	Nil

Borrowing Powers of the Board

Pursuant to resolution passed by the Shareholders of our Company at their meeting held on September 30, 2020 and in accordance with provisions of the Companies Act and other applicable provisions of the Companies Act and the Articles of Association of our Company, the Board has been authorised to borrow sums of money as they may deem necessary for the purpose of the business of our Company, which together with the monies already borrowed by our Company (apart from temporary loans obtained from our Company's bankers in the ordinary course of business), may exceed at any time, the aggregate of the paid-up capital of our Company and its free reserves and securities premium by a sum not exceeding ₹ 1,200 crores.

Key Managerial Personnel

Our Company's Key Managerial Personnel are as follows:

Madhavankutty Thekkedath is a member of Institute of Chartered Accountants of India (Membership No. 210870) and has a vast and varied experience of around 15 years as Finance Manager in Muscat, Oman. He holds a Bachelor of Science degree from Calicut University. He was a Finance Manager at Al Sahari Oil Services Co. (SAOC) in Muscat from March, 2013 to March, 2021 (8 years), Finance Manager at Gulf Services & Industrial Supplies Co. LLC in Muscat from July, 2005 to February, 2013 (approximately 7 years) and Partner at Ramachandran & Ramachandran Associates, Chartered Accountants, Palakkad, Kerala from August, 2001 to June, 2005 (4 years).

Visakh T.V. is a member of Institute of Company Secretaries of India (Membership No. A53607) and has a vast and varied experience of around 7 years in handling the Company Secretarial matters in the Financial Sector. He also holds a Bachelors degree in Commerce from Mahatma Gandhi University. Prior to joining our company, he was a company secretary and manager (finance and accounts) at Gosree Finance Limited. He has also worked as the company secretary at Muthoot Money Private Limited.

For details about our Managing Director and Whole Time Director, please refer to “*Our Management – Brief profiles of our Directors*” on page 95.

All our Key Managerial Personnel are permanent employees of our Company.

Senior Management Personnel of our Company

The details of the Senior Management Personnel, as on the date of this Draft Prospectus, are set out below:

Brief profile of our Senior Management Personnel:

1. Sathisan Kallidil Padincharekkara, Assistant General Manager-Operations & Development, is designated as our Company’s Senior Management Personnel; and
2. Krishnamoorthy Ramachandran, Assistant General Manager- Operations, is designated as our Company’s Senior Management Personnel.

Compensation of our Company’s Senior Management Personnel (₹ in thousands)

Name of SMP	For Current financial year (till February 29, 2024)	For Fiscal 2023	For Fiscal 2022	For Fiscal 2021
Sathisan Kallidil Padincharekkara	1,260	293	N.A.*	N.A.*
Krishnamoorthy Ramachandran	1,430	1320	1207	555

*Sathisan Kallidil Padincharekkara was appointed with effect from January 2, 2023 onwards and hence no remuneration was applicable for the Fiscal 2021 and Fiscal 2022.

Interest of Senior Management Personnel

Except as stated below, none of our Senior Management Personnel has been paid any consideration of any nature from our Company:

- Remuneration or benefits to which they are entitled to as per their terms of appointment and reimbursement of expenses incurred by them during the ordinary course of business.

Except as stated below, Senior Management Personnel are not interested in the Company:

- To the extent of the shareholding in the Company, if any held by them or their relatives or held by the companies, firms and trusts in which they are interested as director, member, partner, and/or trustee, and to the extent of benefits arising out of such shareholding and/ or the stock options granted to some of our key managerial personnel.
- To the extent of debentures of our Company held by them or to be subscribed by them in this Issue and to the extent of any interest/redemption proceeds paid/payable to him and other distributions in respect of the said debentures.

Except for the letter of appointment issued to our Senior Management Personnel as an employee of the Company, our Company has not entered into any contracts or arrangement with the Senior Management Personnel relating to appointment and remuneration or providing for benefits upon termination of employment.

Relationship with other Senior Management Personnel

None of our Senior Management Personnel are related to each other.

Shareholding of our Company’s Senior Management Personnel

As on the date of this Draft Prospectus, the details of the shareholding of the SMP of the Company have been set out below:

Sr. No.	Particulars	Designation	No. of shares held	Total shareholding as % of total no. of Equity Shares
1.	Sathisan Kallidil Padincharekkara	Assistant General Manager-Operations and Development	38,000	0.08
2.	Krishnamoorthy Ramachandran	Assistant General Manager – Operations	79,000	0.16

Committees of the Board

Our Company has constituted the following committees of the Board, which have been constituted in accordance with the applicable law, including the Companies Act, 2013. The terms of reference of the following committees are also in accordance with the applicable law, including the Companies Act, 2013.

1. Audit Committee

The Audit Committee of our Company was constituted on July 22, 2017 and was re-constituted by a board resolution dated June 30, 2020. Further, Sreejith Surendran Pillai was inducted to the Audit Committee in place of Earatte Gopalan Sajish vide board resolution dated July 13, 2021 and Ambadath Aiyyappan Balan was inducted to the Audit Committee vide board resolution dated September 25, 2021.

The members of the Audit Committee as on date of this Draft Prospectus are:

Name of the Director	Designation	Designation in committee
Shinto Stanly	Independent Director	Chairman
Sreejith Surendran Pillai	Non-Executive Director	Member
Kakkeri Kochakkan Wilson	Non-Executive Director	Member
Ambadath Aiyyappan Balan	Independent Director	Member

The Company has constituted and maintained independent, competent and qualified Audit Committee by complying the provisions of section 177 of the Companies Act, 2013 read with rule 6 of the Companies (Meetings of Board and its Powers) Rules, 2014 and amendments made thereunder.

The broad terms of reference for the Audit Committee include the following:

- Review of financial statements and auditors' report.
- Recommendation for appointment, retention, termination, remuneration and terms of appointment of Statutory Auditors of the Company and allied matters.
- Recommendation for appointment, retention, termination, remuneration and terms of appointment of Internal Auditors of the Company, review of Internal Auditors' report and allied matters.
- Recommendation for appointment, retention, termination, remuneration and terms of appointment of Chief Financial Officer of the Company.
- Statement of uses/application of funds.
- Overview of financial performance of Subsidiary Company.
- Approval of Related Party Transactions and such other subsequent related modifications.
- Such other matters envisaged in the aforesaid provisions of the Companies Act, 2013 and rules made thereunder.

2. Nomination and Remuneration Committee

The Nomination and Remuneration Committee of our Company was constituted vide a Board resolution dated July 22, 2017 and re-constituted by a board resolution dated June 30, 2020. Further, Sreejith Surendran Pillai was inducted to the Nomination and Remuneration Committee vide board resolution dated July 20, 2022 and Ambadath Aiyyappan Balan was inducted to the Nomination and Remuneration Committee in place of Nadarajan vide board resolution dated September 25, 2021.

The members of the Nomination and Remuneration Committee as on date of this Draft Prospectus are:

Name of the Director	Designation	Designation in committee
Shinto Stanly	Independent Director	Chairman
Sreejith Surendran Pillai	Non-Executive Director	Member

Name of the Director	Designation	Designation in committee
Kakkeri Kochakkan Wilson	Non-Executive Director	Member
Ambadath Aiyyappan Balan	Independent Director	Member

The Company has constituted and maintained competent and qualified Nomination and Remuneration Committee by complying the provisions of section 178 of the Companies Act, 2013 read with rule 6 of the Companies (Meetings of Board and its Powers) Rules, 2014 and amendments made thereunder.

The broad terms of reference of the Nomination and Remuneration Committee include the following:

- Review and approval of appointment, removal, resignation and retirement of Directors, Key Managerial Personnel and Senior Management Staff of the Company.
- Review and approval of remuneration to Directors, Key Managerial Personnel and Senior Management Staff of the Company.
- Evaluation of performance of Directors, Key Managerial Personnel, Senior Management Staff and Committees of Board.
- Review performance of Directors, Key Managerial Personnel and Senior Management Staff of Subsidiary Companies.
- Such other matters envisaged in the aforesaid provisions of the Companies Act, 2013 and rules made thereunder.

3. Stakeholders Relationship Committee (“SR Committee”)

The SR Committee of our Company was constituted *vide* a Board resolution dated April 19, 2016 and was re-constituted by a board resolution dated June 30, 2020.

The members of the SR Committee as on date of this Draft Prospectus are:

Name of the Director	Designation	Designation in Committee
Shinto Stanly	Independent Director	Chairman
Kuzhuppilly Govinda Menon Anilkumar	Chairman and Managing Director	Member
Umadevi Anilkumar	Whole time Director and Chief Executive Officer.	Member

The Company has constituted and maintained competent and qualified Stakeholders’ Relationship Committee by complying with the provisions of section 178 (5) of the Companies Act, 2013 and amendments made thereunder.

The board terms of reference of the Stakeholders’ Relationship Committee include the following:

- Ensure that the views/concerns of shareholders are highlighted to the Board at appropriate time and that the steps are taken to address such concerns.
- Resolve complaints related to transfer/ transmission of shares, non-receipt of annual report and non-receipt of declared dividends, General Meetings, issue of new/duplicate certificates and new certificates on split/ consolidation/ renewal etc., transfer/transmission, dematerialization and re-materialization of Equity Shares in a timely manner and oversee the performance of the Register and Transfer Agents.
- Review the process and mechanism of redressal of investor complaints and suggesting measures of improving the existing system of redressal of investor grievances.
- Such other matters envisaged in the aforesaid provisions of the Companies Act, 2013 and rules made thereunder.

4. Risk Management Committee

The Risk Management Committee of our Company was constituted *vide* a Board resolution dated April 19, 2018 and was re-constituted by a board resolution dated July 13, 2021.

The members of the Risk Management Committee as on date of this Draft Prospectus are:

Name of the Director	Designation	Designation in Committee
Kuzhuppilly Govinda Menon Anilkumar	Chairman and Managing Director	Chairman

Name of the Director	Designation	Designation in Committee
Umadevi Anilkumar	Whole time Director and Chief Executive Officer	Member
Shinto Stanly	Independent Director	Member
Sreejith Surendran Pillai	Non-Executive Director	Member

The Company has constituted and maintained competent and qualified Risk Management Committee by complying with the provisions of the Companies Act, 2013, directions under Master Direction – Reserve Bank of India (Non-Banking Financial Company – Scale Based Regulation) Directions, 2023 and amendments made thereunder. The Committee reviews the Risk Management Policy, document and improve risk management practices, ensure appropriate/ adequate reporting to the Board, manage the integrated risk, review the functioning of the Risk Management Department and any other matter as the Committee may deem fit. The Committee is involved in the process of identification, measurement, monitoring and mitigation of the various risks faced by the Company.

5. Debenture Issue Committee (formerly known as Debenture and Bond Committee)

The Debenture Issue Committee of our Company was constituted *vide* a Board resolution dated April 7, 2015 and was re-constituted by a board resolution dated June 30, 2020. Further, Sreejith Surendran Pillai was inducted to the Debenture Issue Committee in place of Shajitha Suresh *vide* board resolution dated July 13, 2021.

The members of the Debenture Issue Committee as on date of this Draft Prospectus are:

Name of the Director	Designation	Designation in Committee
Kuzhuppilly Govinda Menon Anilkumar	Chairman and Managing Director	Chairman
Umadevi Anilkumar	Whole time Director and Chief Executive Officer	Member
Kakkeri Kochakkan Wilson	Non-Executive Director	Member
Sreejith Surendran Pillai	Non-Executive Director	Member

The Company has constituted and maintained competent and qualified Debenture Issue Committee by complying the provisions of the Companies Act, 2013 and amendments made thereunder.

The broad terms of reference of the Debenture Issue Committee include the following:

- Processing, verifying and approving of Debenture, Bond or other debt instrument applications, offer letters, record of offers and such other related documents.
- Approval of issue and allotment of secured redeemable non- convertible debentures, bonds or unsecured redeemable non- convertible debentures or such other debt instruments.
- Valuation of undertakings or assets of the Company, wherever it is necessary.
- Such other matters envisaged in the aforesaid provisions of the Companies Act, 2013 and rules made thereunder.

6. Branch Authorization Committee

The Branch Authorization Committee of our Company was constituted *vide* a Board resolution dated March 7, 2020 and was re-constituted by a board resolution dated July 13, 2021. Further, Krishnamoorthy Ramachandran was inducted to the Branch Authorization Committee *vide* board resolution dated October 23, 2022.

The members of the Branch Authorization Committee as on date of this Draft Prospectus are:

Name of the Director	Designation	Designation in Committee
Kuzhuppilly Govinda Menon Anilkumar	Chairman and Managing Director	Chairman
Umadevi Anilkumar	Whole time Director and Chief Executive Officer	Member
Sam S. Maliakal	Human Resource Manager	Member
Krishnamoorthy Ramachandran	Assistant General Manager – Operations	Member
Anoop K. P.	Senior Manager – Sales & Marketing	Member

The Company has constituted Branch Authorization Committee by complying with the provisions of the Companies Act, 2013 and amendments made thereunder with powers to open new branches on pan-India basis, close, merge or shift the existing branches etc., and with ample powers for opening/closure of bank account/change in signatories of bank accounts of all branches of the Company.

7. *Share Allotment Committee*

The Share Allotment Committee of our Company was constituted *vide* a Board resolution dated February 12, 2021. Further, Sreejith Surendran Pillai and Kakkeri Kochakkan Wilson were inducted to the Share Allotment Committee *vide* board resolution dated February 13, 2023.

The members of the Share Allotment Committee as on date of this Draft Prospectus are:

Name of the Director	Designation	Designation in Committee
Kuzhuppilly Govinda Menon Anilkumar	Chairman and Managing Director	Chairman
Umadevi Anilkumar	Whole-Time Director and Chief Executive Officer	Member
Shinto Stanly	Independent Director	Member
Sreejith Surendran Pillai	Non-Executive Director	Member
Kakkeri Kochakkan Wilson	Non-Executive Director	Member

The Company has constituted Share Allotment Committee by complying with the provisions of the Companies Act, 2013 and amendments made thereunder in order to make the allotment of Equity Shares and Preference Shares of the Company from time to time.

8. *Internal Complaints Committee*

The Internal Complaints Committee of our Company was constituted *vide* a Board resolution dated April 11, 2014 and was re-constituted by a board resolution dated July 13, 2021.

The members of the Internal Complaints Committee as on date of this Draft Prospectus are:

Name of the Director	Designation	Designation in Committee
Umadevi Anilkumar	Whole-Time Director and Chief Executive Officer	Member
Sam S. Maliakal	Human Resource Manager	Member
Rammia Sivasdas	Legal Officer	Member
Sandhya Pran	External Member	Member

The Company has constituted and maintained competent and qualified Internal Complaints Committee by considering the provisions of the Sexual Harassment of Women at workplace (Prevention, Prohibition and Redressal) Act, 2013 and amendments made thereunder.

The broad terms of reference of the Internal Complaints Committee include the following:

- Supervising the development and implementation of this policy, including the work of the Nodal Officer and Investigation Team, if any.
- Receive reports from the Nodal Officer concerning the conciliation, inquiry and resolution of complaints made pursuant to this policy on a quarterly basis.
- Responsibility for coordinating the conciliation and inquiry of any serious sexual harassment complaints concerning alleged violation of any laws, rules or regulations those apply to the Company.
- Ensure all employees are encouraged to reinforce the maintenance of a work environment free from sexual harassment.
- Organise workshops and awareness programmes at regular intervals for sensitising the employees with the provisions of the said Act and orientation programmes for the members of the Committee on periodical basis.

Sign and submit copies of the reports of the investigations and such other supporting documents with any judicial, quasi-judicial, regulatory, other government department or anyone concerned or interested in the matter signed by the Chairman of the Committee, whenever and wherever required.

9. IT Strategy Committee

The IT Strategy Committee of our Company was constituted *vide* a Board resolution dated July 13, 2021.

The members of the IT Strategy Committee as on date of this Draft Prospectus are:

Name of the Director	Designation	Designation in Committee
Shinto Stanly	Independent Director	Member
Kakkeri Kochakkan Wilson	Non-Executive Director	Member
Sreejith Surendran Pillai	Non-Executive Director	Member

The Company has constituted and maintained competent and qualified IT Strategy Committee by complying with the provisions of the Companies Act, 2013 and amendments made thereunder with powers for detection, prevention, reporting, review, investigation, decision making and monitoring of IT related risks of the Company and for ensuring usage of IT resource in an efficient effective lawful and ethical manner.

The broad terms of reference of the IT Strategy Committee include the following:

- Approving IT Strategy and Policy documents, implementation of process and practices, ensuring proper balance of IT investments for sustaining the Company's growth and identifying the potential risks and control of the Company.
- Develop internal framework, guidelines, plans of action and specimen formats supporting the implementation of IT policy by providing the best corporate practices and submit with the Board on annual basis for approval.
- Communicating significant IT risks to the Risk Management Committee on periodic basis.
- Recommendation of a senior official in hierarchy of the Company, who possess adequate professional qualification and experience in the area of IT framework to the position of Chief Information Officer of the Company, along with terms and conditions including a fixed tenure with the Board of Directors of the Company.
- Provide necessary directions to the IT Steering Committee from time to time to ensure orderly and efficient execution of the IT risk management measures in accordance with this Policy.

10. IT Steering Committee

The IT Steering Committee of our Company was constituted *vide* a Board resolution dated July 13, 2021.

The members of the IT Steering Committee as on date of this Draft Prospectus are:

Name of the Director	Designation	Designation in Committee
Kuzhuppilly Govinda Menon Anilkumar	Chairman and Managing Director	Chairman
Umadevi Anilkumar	Whole-Time Director and Chief Executive Officer	Member
Sam S. Maliakal	Human Resource Manager	Member

Note: In addition to the composition as mentioned above, persons holding the position of Finance Manager, Accounts Manager, IT Manager, Human Resource Manager and Operations Manager of the Company shall be a permanent member to the Committee from time to time as approved in the board resolution dated July 13, 2021

The Company has constituted and maintained competent and qualified IT Steering Committee by complying with the provisions of the Companies Act, 2013 and amendments made thereunder with powers for detection, prevention, reporting, review, investigation, decision making and monitoring of IT related risk of the Company and for ensuring usage of IT resource in an efficient effective lawful and ethical manner.

The broad terms of reference of the IT Steering Committee include the following:

- To provide oversight and monitoring of the progress of the project, including deliverables to be realized at each phase of the project and milestones to be reached according to the project timetable.

- Assist IT Strategy Committee in organizing IT training, awareness and orientation programmes at regular intervals for sensitizing the members of the Board and all Committees and employees at all levels with the IT framework of the Company.
- Formulate teams like operational staff, staff from Information System, Technology Support, Systems Development, Network and Operations Services, Voice Communications, Key Business Units etc. for effective implementation of IT Policy.
- Support the Strategy Committee to establish a framework for the Company's risk management process and implementation.
- Assist the Strategy Committee in maintaining a culture of co-operation and openness between the Board of Directors, IT Strategy Committee, IT Steering Committee, Management, Statutory Auditors, Internal Auditors, System Auditors etc.

11. Asset Liability Management Committee

The Asset Liability Management Committee of our Company was constituted *vide* a Board resolution dated January 31, 2020 and was re-constituted by a board resolution dated July 13, 2021.

The members of the Asset Liability Management Committee as on date of this Draft Prospectus are:

Name of the Director	Designation	Designation in Committee
Umadevi Anilkumar	Whole-Time Director and Chief Executive Officer	Chairperson
Kakkeri Kochakkan Wilson	Non-Executive Director	Member

Note: In addition to the composition as mentioned above, persons holding the position of Finance Manager and Accounts Manager of the Company shall be a permanent member to the Committee from time to time as approved vide board resolution dated July 13, 2021.



The broad terms of reference of the Asset Liability Management Committee include the following:

The Company has constituted Asset Liability Management Committee in line with provisions of Master Direction – Reserve Bank of India (Non-Banking Financial Company –Scale Based Regulation) Directions, 2023. The Committee ensures the adherence to the risk tolerance/limits set by the Board as well as implementing the risk management strategy, policies and procedures of the Company and will support the Risk Management Committee to establish a framework for the Company's risk management process and implementation.

OUR PROMOTER

Profile of our Promoters

The following individuals are the Promoters of our Company:

	Kuzhuppilly Govinda Menon Anilkumar Passport No. Z6177040 PAN: ACJPA8854H Date of Birth: June 28, 1963
	Umadevi Anilkumar Passport No. N7635649 PAN: BDHPA1571P Date of Birth: April 6, 1972

For further details of our Promoters, please refer to “*Our Management*” on page 94.

Our Promoters, Kuzhuppilly Govinda Menon Anilkumar and Umadevi Anilkumar, are engaged in the business of finance, trading of textiles, tour & travel operations, film productions, medical laboratory and allied activities.

Our Company confirms that the permanent account number, Aadhaar number, driving license, passport number and bank account number(s) of the Promoters and Permanent Account Number of Directors shall be submitted to the BSE at the time of filing this Draft Prospectus.

Shareholding of our Promoters in the Company

As on December 31, 2023, Kuzhuppilly Govinda Menon Anilkumar holds 1,72,10,011 Equity Shares amounting to 36.31% and Umadevi Anilkumar holds 45,01,799 amounting to 9.50% of issued, subscribed and paid-up capital of our Company.

There have been no changes in the Promoters’ holding in our Company during last financial year beyond the threshold prescribed by RBI.

Interest of our Promoters in the Company

Except as stated in the section “*Financial Statements*” on page 112 and to the extent of their shareholding in our Company and corresponding dividend payable, our Promoters do not have any other interest in our Company’s business.

Our Promoters shall not subscribe to the Issue.

Other Ventures of our Promoters

Apart from our Company and the entities listed hereinbelow, our Promoters Kuzhuppilly Govinda Menon Anilkumar and Umadevi Anilkumar are not interested in any other ventures:

1. Salem Erode Investments Limited
2. Laneseda Vanijya Private Limited
3. Snow View Tex Collections Private Limited
4. ICL Tours & Travels Private Limited
5. ICL Medilab Private Limited
6. ICL Nidhi Limited
7. ICL Chits Limited
8. Kichappus Entertainments

Other Confirmations

Our Promoters have not been identified as Wilful Defaulter by any financial institution or bank or a consortium thereof in accordance with the guidelines on identification of Wilful Defaulters prescribed by the RBI.

No violations of securities laws have been committed by our Promoters in the past or no proceedings are currently pending against them.

None of the promoters of the Company is a promoter of another company that is a wilful defaulter.

Our Promoters have not been restrained or debarred or prohibited from accessing the capital markets or restrained or debarred or prohibited from buying, selling or dealing in securities under any order or directions passed for any reasons by SEBI or any other authority or refused listing of any of the securities issued by any stock exchange in India or abroad. Further, our Promoters are not promoters of another company which is debarred from accessing the securities market or dealing in securities under any order or directions passed for any reasons by SEBI.

None of the members forming part of our Promoter Group have been restrained or debarred or prohibited from accessing the capital markets or restrained or debarred or prohibited from buying, selling or dealing in securities under any order or directions passed for any reasons by SEBI or any other authority or refused listing of any of the securities issued by any stock exchange in India or abroad.

RELATED PARTY TRANSACTIONS

For details of the related party transactions Fiscal 2023, Fiscal 2022 and Fiscal 2021 on a standalone basis in accordance with the requirements under Ind AS 24 “Related Party Disclosures” notified under Section 133 of the Companies Act read with the Companies (Indian Accounting Standards) Rules 2015, as amended from time to time, see “Financial Information” on page 112.

Related party transactions entered during the preceding three financial years and current financial year with regard to loans made or, guarantees given or securities provided and all other transactions which are material to the issuer company or the related party, or any transactions that are unusual in their nature or conditions, involving goods, services, or tangible or intangible assets, to which the issuer company or any of its parent companies was a party:

a) Transactions with related parties with regard to loans made or, guarantees given or securities provided:

(₹ in thousand)

Name of the Related Party	Nature of Transaction	Particulars	For the current financial year till the Cut-off Date March 14, 2024	FY 2022-23*	FY 2021-22*	FY 2020-21
ICL Chits Limited	Loan given to Related Party	Balance outstanding at the beginning	-	-	10,172.88	19,922.89
		<i>Amount Advanced</i>	-	-	-	-
		<i>Interest accrued</i>	-	-	1,040.877	2,749.993
		<i>Amount Repaid</i>	-	-	11,213.76	12,500.00
		Balance outstanding with Interest Receivable at the period end	-	-	-	10,172.88
ICL Tours & Travels Private Limited	Loan given to Related Party	Balance outstanding at the beginning	13,930.54	26,161.77	40,606.62	45,881.07
		<i>Amount Advanced</i>	-	-	-	-
		<i>Interest accrued</i>	875.92	2,827.71	4,073.46	5,841.22
		<i>Amount Repaid</i>	14,806.46	15,058.95	18,518.31	11,115.66
		Balance outstanding with Interest Receivable at the period end	-	13,930.54	26,161.77	40,606.62
Kuzhuppilly Govinda Menon Anilkumar	Loan given to Related Party	Balance outstanding at the beginning	-	37,056.36	96,816.99	68,548.97
		<i>Amount Advanced</i>	-	-	-	34,600.00
		<i>Interest accrued</i>	-	4,574.75	11,638.86	12,294.51
		<i>Amount Repaid</i>	-	41,631.11	71,399.50	18,626.49
		Balance outstanding with Interest Receivable at the period end	-	-	37,056.36	96,816.99

*As per Audited Financial Statements, on a standalone basis.

b) Transactions which are material to the issuer company or the related party, or any transactions that are unusual in their nature or conditions, involving goods, services, or tangible or intangible assets, to which the issuer company or any of its parent companies was a party

(₹ in thousand)

Name of the Related Party	Nature of Transaction	Particulars	For the current financial year till the Cut-off Date March 14, 2024	FY 2022-23	FY 2021-22	FY 2020-21
Caits Info Solutions Private Limited	Purchase of CCTV cameras, safety equipment's and other electronic equipment and its installations/ erections thereof at the Company premises and providing after sale services for the equipments.	Payable/(Advance) against purchase at the beginning	(2,462.39)	(2,409.81)	64.44	(73.17)
		<i>Purchases during the period</i>	31,678.37	47,822.21	66,044.13	23,870.32
		<i>Payment against purchase</i>	25,413.90	47,874.79	68,518.38	23,732.70
		Payable/(Advance) against purchase at the period end	3,802.08	(2,462.39)	(2,409.81)	64.44

Related party transactions entered during the current financial year with regard to loans made or, guarantees given or securities provided

Name of the Related Party	Nature of Transaction	Particulars	Current financial year till March 14, 2024
ICL Tours & Travels Private Limited	Loan given to Related Party	Balance outstanding at the beginning	13,930.54
		<i>Amount Advanced</i>	-
		<i>Interest accrued</i>	875.92
		<i>Amount Repaid</i>	14,806.46
		Balance outstanding with Interest Receivable at the period end	0.00

SECTION V – FINANCIAL INFORMATION

FINANCIAL STATEMENTS

Sr. No.	Particulars	Page No.
1.	Unaudited Consolidated Financial Statements for the nine-month period ended December 31, 2023	F 1
2.	Unaudited Standalone Financial Statements for the nine-month period ended December 31, 2023	F 6
3.	Audited Consolidated Financial Statements for the quarter ended June 30, 2023	F 11
4.	Audited Standalone Financial Statements for the quarter ended June 30, 2023	F 86
5.	Audited Consolidated Financial Statements for Fiscal 2023	F 171
6.	Audited Standalone Financial Statements for Fiscal 2023	F 244
7.	Audited Consolidated Financial Statements for Fiscal 2022	F 332
8.	Audited Standalone Financial Statements for Fiscal 2022	F 405
9.	Audited Consolidated Financial Statements for Fiscal 2021	F 487
10.	Audited Standalone Financial Statements for Fiscal 2021	F 561

MATERIAL DEVELOPMENTS

Other than as disclosed elsewhere in this Draft Prospectus, there have been no material developments since April 1, 2023 till March 14, 2024 i.e. the cut-off date and there have arisen no circumstances that materially or adversely affect the operations, or financial condition or profitability of the Company or the value of its assets or its ability to pay its liabilities within the next 12 months.

FINANCIAL INDEBTEDNESS

As on December 31, 2023, our Company had outstanding Total Borrowings of ₹ 47,91,842.96 thousand.

Sr. No.	Nature of Borrowings	Amount Outstanding (₹ in thousands)	% of total borrowings
1.	Secured borrowings	43,09,798.44	89.94%
2.	Unsecured borrowings	4,82,044.52	10.06%
Total Borrowings		47,91,842.96	100.00%

Set forth below, is a summary of the borrowings by our Company outstanding as on December 31, 2023, together with a brief description of certain significant terms of such financing arrangements.

(a) Details of secured borrowings:

Our Company's secured outstanding borrowings as on December 31, 2023, amounts to ₹ 43,09,798.44 thousand. The details of the secured borrowings are set out below:

Term Loans from Banks:

Sr. No.	Lender's Name	Date of Sanction	Amount Sanctioned (₹ in thousands)	Amount Outstanding as on December 31, 2023 (₹ in thousands)	Repayment Date/ Schedule	Security	Prepayment Clause in Loan Agreement
1.	State Bank of India	January 24, 2022	2,50,000.00	1,56,469.26	Repayment is to be made in 59 equal monthly instalments of ₹ 42,00,000.00 each starting from February 2022 and a final instalment of ₹ 22,00,000.00 on January 2027.	Primary Security: Hypothecation of loan receivables of the company (Standard Assets as per IRACP norms of RBI) Collateral Security: Equitable mortgage overall part and parcel of land and commercial building bearing survey number: 299/6-4 and a lien over bank deposits of ₹ 5.00 crores	A prepayment penalty of 2% is to be levied on the amount prepaid in the event of foreclosure of credit facilities using funds from any source.
2.	State Bank of India	May 25, 2023	2,00,000.00	1,81,900.00	Repayment is to be made in 10 equal quarterly instalments of ₹1,81,00,000.00 each starting from 31-12-2023 and a final instalment of ₹1,90,00,000.00	Primary Security: Hypothecation of loan receivables of the company (Standard Assets as per IRACP norms of RBI)	A prepayment penalty of 2% is to be levied on the amount prepaid in the event of foreclosure. Prepayment charges will not be levied for loans prepaid out of higher cash accruals from the project/

Sr. No.	Lender's Name	Date of Sanction	Amount Sanctioned (₹ in thousands)	Amount Outstanding as on December 31, 2023 (₹ in thousands)	Repayment Date/ Schedule	Security	Prepayment Clause in Loan Agreement
					on 31-05-2026 including a moratorium period of 6 months from 01-06-2023 to 01-12-2023.	Collateral Security: Equitable mortgage overall part and parcel of land and commercial building bearing survey number: 299/6-4, commercial area with super built up area of 2529 sq. ft. in the first floor bearing Thrissur Corporation No. 19/10/50 & 19/10/54, 2 Nos of reserved commercial car parking in the basement floor along with 20906/902582 share in 62718/902582 undivided share in the piece and parcel of land having survey number 2021/3 and a lien over bank deposits of INR 5.00 crores	refinancing under 5/25 on the date of refinancing / equity infusion by promoters.
3.	Axis Bank LTD	July 28, 2021	9,024.00	5,028.99	Repayment is to be made in 60 equal monthly instalments of ₹1,79,752.00 each starting from 10-08-2021.	Vehicle – Toyota Vellfire	A foreclosure charges of 5% of the principal outstanding plus GST to be levied in the event of foreclosure. A part prepayment charge of 5% of the part payment amount plus GST to be levied in the event of part prepayment. Part prepayment will be allowed twice in a loan calendar year and once in a loan calendar month. The minimum amount accepted for

Sr. No.	Lender's Name	Date of Sanction	Amount Sanctioned (₹ in thousands)	Amount Outstanding as on December 31, 2023 (₹ in thousands)	Repayment Date/ Schedule	Security	Prepayment Clause in Loan Agreement
							part payment will be equal to one EMI. Maximum amount allowed for part payment will be 25% of the balance principal in one year.
4.	Axis Bank LTD	October 15, 2019	11,365.00	5,205.35	Repayment is to be made in 84 equal monthly instalments of ₹1,81,299.00 each starting from 10-11-2019.	Vehicle – BMW	A foreclosure charges of 5% of the principal outstanding plus GST to be levied in the event of foreclosure. A part prepayment charge of 5% of the part payment amount plus GST to be levied in the event of part prepayment. Part prepayment will be allowed twice in a loan calendar year and once in a loan calendar month. The minimum amount accepted for part payment will be equal to one EMI. Maximum amount allowed for part payment will be 25% of the balance principal in one year.
	Total		4,70,389.00	3,48,603.60			

Penalty: The loan documentation executed with respect to the term loans mentioned above set out penalty provisions for compliance with the provisions of the loan documents. Such provisions include, but are not limited to:

- (a) For the term loans availed from State Bank of India mentioned above the penalty provisions are detailed below:
- Enhanced / penal rate of interest as applicable/decided by the bank from time to time will be charged for the period of delay in respect of, non-adherence to the sanction conditions, delayed/non-submission of financial data required for review/renewal of limits, delayed/non-submission of annual financial statements/FFR etc., non-renewal of insurance policy(ies), diversion of funds, and adverse deviation from stipulated level in respect of various parameters.
 - Enhanced rate will be charged on the excess drawings in case of any irregularity/breach is continuously / less than 60 days, and if it exceeds beyond 60 days, on the entire outstanding from the date of irregularity/breach. Enhanced interest will be compounded monthly.
 - The bank shall also be entitled to charge at its discretion, enhanced interest rates on the accounts either on the entire outstanding or on a portion thereof for any irregularity including non-observance or noncompliance of the terms and conditions of the advances for such period as the bank deems it necessary.

- d. A penal interest at 1.00% on the entire outstanding for a minimum period of one year shall be recovered in the event of any one or more of the following defaults during the currency of the loan for the relevant period as mentioned there against:
 - i. Any adverse deviation by more than 20% from the levels stipulated as below in respect of any two of the following items for a minimum period of one year:

Current Ratio - 1.33
Total Debt gearing i.e., TOL/TNW – 3.40
Interest coverage ratio - 2.00
 - ii. Default in payment of interest and / or instalment to the bank on due dates for a period of such default.
 - iii. Default in payment of interest or instalment to any other lender bank for the period of such default.
- e. Each of the following events will attract penal interest at applicable rate as indicated in bracket, over and above the normal interest applicable in the account: (+ applicable taxes)
 - i. Irregularities in accounts at 5.00% p.a. on the irregular portion for the period of irregularity.
 - ii. Non-submission of stock statements, (delay beyond 10 days of the succeeding month to be considered as non-submission) (at 0.25% p.a.).
- f. Non-submission of renewal data 30 days before the due date for renewal of limits: Flat Rs. 5,000 upto the due date of renewal & flat Rs. 10,000/ per month thereafter till the date of submission.
 - i. Non-submission of audited balance sheet within 6 months of the closure of the financial year of the borrowing entity: Delay of more than one month: pricing to go up by 25 basis points till the audited balance sheet is submitted.
 - ii. Non-compliance with covenants (at 1% p.a.).
- g. In case of borrower extending corporate guarantee to their associates without bank's approval (at 1% p.a. on the entire outstanding from the date of execution of guarantee till post facto approval, if any, by the sanctioning authority.
However, the total penal interest charged on a borrower due to various non-compliances will not exceed 5.25% p.a.
- h. Prepayment penalty of 2% to be levied on the amount prepaid in the event of foreclosure of credit facilities using funds from any source.

Diversion of funds: penal interest at 2% p.a. on the entire outstandings (over and above the aggregate penal interest of 5.25% p.a.) till such time the position is rectified.

- i. Any act of the borrower in opening or continuing an account with other bank without bank's written permission will be treated as an act of wilful default. Non-compliance of these instructions would attract levy of penal interest @ 1% p.a. on fund-based limits, withdrawal of all concessions, if extended and a freeze on grant of any additional facilities.

Events of Default: The facility documents executed by the Company stipulates certain events as “*Events of Default*”, pursuant to which the Company may be required to immediately repay the entire loan facility availed by it and be subject to additional penalties by the relevant lenders. Such events include, but are not limited to:

- (a) For the term loans availed from State Bank of India mentioned above, the bank reserves absolute right to cancel the limits unconditionally without prior notice in the following cases:
 - a. In case of limits/part of limits are not utilized by the unit, and/or
 - b. In case of deterioration in the loan accounts in any manner whatsoever.
 - c. In case of non-compliance of terms and conditions of sanction, and/or
 - d. For any other reason which the bank considers appropriate to cancel the facility.

Rescheduling:

Nil.

Cash Credit / Overdraft against Fixed Deposit (“ODFD”) facility availed by our Company:

Sr. No.	Lender's Name	Date of Sanction/ Renewal	Amount Sanctioned (₹ in thousands)	Amount Outstanding as on December 31, 2023 (₹ in thousands)	Repayment Date / Schedule	Security
1.	State Bank of India	May 25, 2023	50,000.00	50,299.85	Repayable on demand	Primary Security: Hypothecation of loan receivables of the company (Standard Assets as per IRACP norms of RBI) Collateral Security: Equitable mortgage overall part and parcel of land and commercial building bearing survey number: 299/6-4, commercial area with super built up area of 2529 sq. ft. in the first floor bearing Thrissur Corporation No. 19/10/50 & 19/10/54, 2 Nos of reserved commercial car parking in the basement floor along with 20906/902582 share in 62718/902582 undivided share in the piece and parcel of land having survey number 2021/3 and a lien over bank deposits of ₹ 5.00 crores.
	Total		50,000.00	50,299.85		

Penalty: The loan documentation executed with respect to the cash credit facility mentioned above does not include penalty provisions for compliance with the provisions of the loan documents.

Rescheduling:

Nil.

Events of Default: The facility documents executed by the Company stipulates certain events as “Events of Default”, pursuant to which the Company may be required to immediately repay the entire loan facility availed by it and be subject to additional penalties by the relevant lenders. Such events include, but are not limited to:

- Any adverse deviation by more than 10% from the levels stipulated (for F.Y 2022-23) as below in respect of any two of the following items for a minimum period of one year:
 - Current Ratio -1.33
 - Total Debt gearing i.e., TOL/TNW -3.40
 - Interest covering ratio -2.00
- Default in payment of interest and / or instalment to the Bank on due dates for the period of such default.
- Default in payment of interest or instalment to any other lender bank for the period of such default.

Working Capital Demand Loans availed by our Company:

Our Company has not availed any working capital demand loans as on the last quarter end i.e., December 31, 2023.

External Commercial Borrowings

Our Company has not availed any facilities by way of external commercial borrowings as on the last quarter end i.e., December 31, 2023.

Secured Redeemable Non-Convertible Debentures

i. Private Placement of secured redeemable non-convertible debentures as on December 31, 2023

Our Company has issued on private placement basis, secured, redeemable, non-convertible debentures under various series of which ₹ 29,10,895.00 thousand is outstanding as on December 31, 2023, the details of which are set forth:

Sr. No.	Debenture Series	ISIN	Amount Outstanding (₹ in thousand)	Date of Allotment	Final Maturity Date	Coupon (p.a.) in %	Tenure /Period (Months)	Security	Credit Rating and Outlook
1	65 – Month 13.66	NA	100.00	01-08-2018	01-01-2024	13.66	65 – Month	Charge against receivables and current assets	NA
2	65 – Month 13.66	NA	200.00	02-08-2018	02-01-2024	13.66	65 – Month	Charge against receivables and current assets	NA
3	65 – Month 13.66	NA	20.00	03-08-2018	03-01-2024	13.66	65 – Month	Charge against receivables and current assets	NA
4	65 – Month 13.66	NA	425.00	04-08-2018	04-01-2024	13.66	65 – Month	Charge against receivables and current assets	NA

Sr. No.	Debenture Series	ISIN	Amount Outstanding (₹ in thousand)	Date of Allotment	Final Maturity Date	Coupon (p.a.) in %	Tenure /Period (Months)	Security	Credit Rating and Outlook
5	65 – Month 13.66	NA	750.00	06-08-2018	06-01-2024	13.66	65 – Month	Charge against receivables and current assets	NA
6	65 – Month 13.66	NA	2,281.00	07-08-2018	07-01-2024	13.66	65 – Month	Charge against receivables and current assets	NA
7	65 – Month 13.66	NA	300.00	08-08-2018	08-01-2024	13.66	65 – Month	Charge against receivables and current assets	NA
8	65 – Month 13.66	NA	250.00	09-08-2018	09-01-2024	13.66	65 – Month	Charge against receivables and current assets	NA
9	65 – Month 13.66	NA	450.00	10-08-2018	10-01-2024	13.66	65 – Month	Charge against receivables and current assets	NA

Sr. No.	Debenture Series	ISIN	Amount Outstanding (₹ in thousand)	Date of Allotment	Final Maturity Date	Coupon (p.a.) in %	Tenure /Period (Months)	Security	Credit Rating and Outlook
10	65 – Month 13.66	NA	285.00	13-08-2018	13-01-2024	13.66	65 – Month	Charge against receivables and current assets	NA
11	65 – Month 13.66	NA	200.00	17-08-2018	17-01-2024	13.66	65 – Month	Charge against receivables and current assets	NA
12	65 – Month 13.66	NA	2,689.00	20-08-2018	20-01-2024	13.66	65 – Month	Charge against receivables and current assets	NA
13	65 – Month 13.66	NA	1,125.00	28-08-2018	28-01-2024	13.66	65 – Month	Charge against receivables and current assets	NA
14	65 – Month 13.66	NA	1,000.00	29-08-2018	29-01-2024	13.66	65 – Month	Charge against receivables and current assets	NA

Sr. No.	Debenture Series	ISIN	Amount Outstanding (₹ in thousand)	Date of Allotment	Final Maturity Date	Coupon (p.a.) in %	Tenure /Period (Months)	Security	Credit Rating and Outlook
15	65 – Month 13.66	NA	200.00	30-08-2018	30-01-2024	13.66	65 – Month	Charge against receivables and current assets	NA
16	65 – Month 13.66	NA	1,100.00	01-09-2018	01-02-2024	13.66	65 – Month	Charge against receivables and current assets	NA
17	65 – Month 13.66	NA	300.00	03-09-2018	03-02-2024	13.66	65 – Month	Charge against receivables and current assets	NA
18	65 – Month 13.66	NA	500.00	04-09-2018	04-02-2024	13.66	65 – Month	Charge against receivables and current assets	NA
19	65 – Month 13.66	NA	2,650.00	05-09-2018	05-02-2024	13.66	65 – Month	Charge against receivables and current assets	NA

Sr. No.	Debenture Series	ISIN	Amount Outstanding (₹ in thousand)	Date of Allotment	Final Maturity Date	Coupon (p.a.) in %	Tenure /Period (Months)	Security	Credit Rating and Outlook
20	65 – Month 13.66	NA	1,050.00	06-09-2018	06-02-2024	13.66	65 – Month	Charge against receivables and current assets	NA
21	65 – Month 13.66	NA	600.00	07-09-2018	07-02-2024	13.66	65 – Month	Charge against receivables and current assets	NA
22	65 – Month 13.66	NA	240.00	11-09-2018	11-02-2024	13.66	65 – Month	Charge against receivables and current assets	NA
23	65 – Month 13.66	NA	100.00	12-09-2018	12-02-2024	13.66	65 – Month	Charge against receivables and current assets	NA
24	65 – Month 13.66	NA	275.00	13-09-2018	13-02-2024	13.66	65 – Month	Charge against receivables and current assets	NA

Sr. No.	Debenture Series	ISIN	Amount Outstanding (₹ in thousand)	Date of Allotment	Final Maturity Date	Coupon (p.a.) in %	Tenure /Period (Months)	Security	Credit Rating and Outlook
25	65 – Month 13.66	NA	300.00	14-09-2018	14-02-2024	13.66	65 – Month	Charge against receivables and current assets	NA
26	65 – Month 13.66	NA	150.00	20-09-2018	20-02-2024	13.66	65 – Month	Charge against receivables and current assets	NA
27	65 – Month 13.66	NA	360.00	25-09-2018	25-02-2024	13.66	65 – Month	Charge against receivables and current assets	NA
28	65 – Month 13.66	NA	278.00	26-09-2018	26-02-2024	13.66	65 – Month	Charge against receivables and current assets	NA
29	65 – Month 13.66	NA	654.00	27-09-2018	27-02-2024	13.66	65 – Month	Charge against receivables and current assets	NA

Sr. No.	Debenture Series	ISIN	Amount Outstanding (₹ in thousand)	Date of Allotment	Final Maturity Date	Coupon (p.a.) in %	Tenure /Period (Months)	Security	Credit Rating and Outlook
30	65 – Month 13.66	NA	600.00	28-09-2018	28-02-2024	13.66	65 – Month	Charge against receivables and current assets	NA
31	65 – Month 13.66	NA	700.00	01-10-2018	01-03-2024	13.66	65 – Month	Charge against receivables and current assets	NA
32	65 – Month 13.66	INE01CY07093	5,000.00	07-11-2018	07-04-2024	13.66	65 – Month	Charge against receivables and current assets	NA
33	65 – Month 13.66	INE01CY07184	7,660.00	07-12-2018	07-05-2024	13.66	65 – Month	Charge against receivables and current assets	NA
34	65 – Month 13.66	INE01CY07317	5,815.00	07-01-2019	07-06-2024	13.66	65 – Month	Charge against receivables and current assets	NA

Sr. No.	Debenture Series	ISIN	Amount Outstanding (₹ in thousand)	Date of Allotment	Final Maturity Date	Coupon (p.a.) in %	Tenure /Period (Months)	Security	Credit Rating and Outlook
35	65 – Month 13.66	INE01CY07440	12,095.00	07-02-2019	07-07-2024	13.66	65 – Month	Charge against receivables and current assets	NA
36	65 – Month 13.66	INE01CY07572	4,700.00	07-03-2019	07-08-2024	13.66	65 – Month	Charge against receivables and current assets	NA
37	65 – Month 13.66	INE01CY07705	4,055.00	12-04-2019	12-09-2024	13.66	65 – Month	Charge against receivables and current assets	NA
38	65 – Month 13.66	INE01CY07838	5,205.00	07-05-2019	07-10-2024	13.66	65 – Month	Charge against receivables and current assets	NA
39	65 – Month 13.66	INE01CY07960	5,150.00	07-06-2019	07-11-2024	13.66	65 – Month	Charge against receivables and current assets	NA

Sr. No.	Debenture Series	ISIN	Amount Outstanding (₹ in thousand)	Date of Allotment	Final Maturity Date	Coupon (p.a.) in %	Tenure /Period (Months)	Security	Credit Rating and Outlook
40	65 – Month 13.66	INE01CY07AJ1	9,820.00	08-07-2019	08-12-2024	13.66	65 – Month	Charge against receivables and current assets	NA
41	65 – Month 13.66	INE01CY07AW4	9,639.00	07-08-2019	07-01-2025	13.66	65 – Month	Charge against receivables and current assets	NA
42	65 – Month 13.66	INE01CY07BJ9	5,295.00	07-09-2019	07-02-2025	13.66	65 – Month	Charge against receivables and current assets	NA
43	65 – Month 13.66	INE01CY07CJ7	6,525.00	09-10-2019	09-03-2025	13.66	65 – Month	Charge against receivables and current assets	NA
44	65 – Month 13.66	INE01CY07BW2	11,018.00	07-11-2019	07-04-2025	13.66	65 – Month	Charge against receivables and current assets	NA

Sr. No.	Debenture Series	ISIN	Amount Outstanding (₹ in thousand)	Date of Allotment	Final Maturity Date	Coupon (p.a.) in %	Tenure /Period (Months)	Security	Credit Rating and Outlook
45	65 – Month 13.66	INE01CY07CW0	18,985.00	19-12-2019	19-05-2025	13.66	65 – Month	Charge against receivables and current assets	NA
46	65 – Month 13.66	INE01CY07DJ5	3,946.00	13-01-2020	13-06-2025	13.66	65 – Month	Charge against receivables and current assets	NA
47	65 – Month 13.66	INE01CY07DW8	9,310.00	18-02-2020	18-07-2025	13.66	65 – Month	Charge against receivables and current assets	NA
48	65 – Month 13.66	INE01CY07EI5	21,601.00	18-03-2020	18-08-2025	13.66	65 – Month	Charge against receivables and current assets	NA
49	65 – Month 13.66	INE01CY07ET2	1,755.00	17-04-2020	17-09-2025	13.66	65 – Month	Charge against receivables and current assets	NA

Sr. No.	Debenture Series	ISIN	Amount Outstanding (₹ in thousand)	Date of Allotment	Final Maturity Date	Coupon (p.a.) in %	Tenure /Period (Months)	Security	Credit Rating and Outlook
50	65 – Month 13.66	INE01CY07FG6	7,978.00	12-05-2020	12-10-2025	13.66	65 – Month	Charge against receivables and current assets	NA
51	65 – Month 13.66	INE01CY07FT9	3,815.00	13-06-2020	13-11-2025	13.66	65 – Month	Charge against receivables and current assets	NA
52	65 – Month 13.66	INE01CY07GF6	6,925.00	30-06-2020	30-11-2025	13.66	65 – Month	Charge against receivables and current assets	NA
53	65 – Month 13.66	INE01CY07GS9	11,377.00	14-07-2020	14-12-2025	13.66	65 – Month	Charge against receivables and current assets	NA
54	65 – Month 13.66	INE01CY07HF4	5,075.00	11-08-2020	11-01-2026	13.66	65 – Month	Charge against receivables and current assets	NA

Sr. No.	Debenture Series	ISIN	Amount Outstanding (₹ in thousand)	Date of Allotment	Final Maturity Date	Coupon (p.a.) in %	Tenure /Period (Months)	Security	Credit Rating and Outlook
55	65 – Month 13.66	INE01CY07HS7	13,275.00	27-08-2020	27-01-2026	13.66	65 – Month	Charge against receivables and current assets	NA
56	65 – Month 13.66	INE01CY07IQ9	1,840.00	12-09-2020	12-02-2026	13.66	65 – Month	Charge against receivables and current assets	NA
57	65 – Month 13.66	INE01CY07ID7	3,011.00	29-09-2020	28-02-2026	13.66	65 – Month	Charge against receivables and current assets	NA
58	65 – Month 13.66	INE01CY07JC7	2,765.00	13-10-2020	13-03-2026	13.66	65 – Month	Charge against receivables and current assets	NA
59	65 – Month 13.66	INE01CY07JP9	6,100.00	02-11-2020	02-04-2026	13.66	65 – Month	Charge against receivables and current assets	NA

Sr. No.	Debenture Series	ISIN	Amount Outstanding (₹ in thousand)	Date of Allotment	Final Maturity Date	Coupon (p.a.) in %	Tenure /Period (Months)	Security	Credit Rating and Outlook
60	65 – Month 13.66	INE01CY07KB7	7,575.00	18-11-2020	18-04-2026	13.66	65 – Month	Charge against receivables and current assets	NA
61	65 – Month 13.66	INE01CY07KO0	3,122.00	05-12-2020	05-05-2026	13.66	65 – Month	Charge against receivables and current assets	NA
62	65 – Month 13.66	INE01CY07LB5	11,270.00	21-12-2020	21-05-2026	13.66	65 – Month	Charge against receivables and current assets	NA
63	36 – Month 12.25	INE01CY07LK6	8,755.00	07-01-2021	07-01-2024	12.25	36 – Month	Charge against receivables and current assets	NA
64	36 – Month 12.75	INE01CY07LL4	9,490.00	07-01-2021	07-01-2024	12.75	36 – Month	Charge against receivables and current assets	NA

Sr. No.	Debenture Series	ISIN	Amount Outstanding (₹ in thousand)	Date of Allotment	Final Maturity Date	Coupon (p.a.) in %	Tenure /Period (Months)	Security	Credit Rating and Outlook
65	36 – Month 12.75	INE01CY07LM2	1,000.00	07-01-2021	07-01-2024	12.75	36 – Month	Charge against receivables and current assets	NA
66	36 – Month 13.25	INE01CY07LN0	2,460.00	07-01-2021	07-01-2024	13.25	36 – Month	Charge against receivables and current assets	NA
67	65 – Month 13.66	INE01CY07LO8	2,920.00	07-01-2021	07-06-2026	13.66	65 – Month	Charge against receivables and current assets	NA
68	36 – Month 12.25	INE01CY07LX9	1,680.00	27-01-2021	27-01-2024	12.25	36 – Month	Charge against receivables and current assets	NA
69	36 – Month 12.75	INE01CY07LY7	4,725.00	27-01-2021	27-01-2024	12.75	36 – Month	Charge against receivables and current assets	NA

Sr. No.	Debenture Series	ISIN	Amount Outstanding (₹ in thousand)	Date of Allotment	Final Maturity Date	Coupon (p.a.) in %	Tenure /Period (Months)	Security	Credit Rating and Outlook
70	36 – Month 12.75	INE01CY07LZ4	100.00	27-01-2021	27-01-2024	12.75	36 Month –	Charge against receivables and current assets	NA
71	36 – Month 13.25	INE01CY07MA5	140.00	27-01-2021	27-01-2024	13.25	36 Month –	Charge against receivables and current assets	NA
72	65 – Month 13.66	INE01CY07MB3	8,625.00	27-01-2021	27-06-2026	13.66	65 Month –	Charge against receivables and current assets	NA
73	36 – Month 12.25	INE01CY07MK4	10,085.00	09-02-2021	09-02-2024	12.25	36 Month –	Charge against receivables and current assets	NA
74	36 – Month 12.75	INE01CY07ML2	6,620.00	09-02-2021	09-02-2024	12.75	36 Month –	Charge against receivables and current assets	NA

Sr. No.	Debenture Series	ISIN	Amount Outstanding (₹ in thousand)	Date of Allotment	Final Maturity Date	Coupon (p.a.) in %	Tenure /Period (Months)	Security	Credit Rating and Outlook
75	36 – Month 12.75	INE01CY07MM0	1,790.00	09-02-2021	09-02-2024	12.75	36 Month –	Charge against receivables and current assets	NA
76	36 – Month 13.25	INE01CY07MN8	150.00	09-02-2021	09-02-2024	13.25	36 Month –	Charge against receivables and current assets	NA
77	65 – Month 13.66	INE01CY07MO6	12,778.00	09-02-2021	09-07-2026	13.66	65 Month –	Charge against receivables and current assets	NA
78	36 – Month 12.25	INE01CY07MX7	5,680.00	23-02-2021	23-02-2024	12.25	36 Month –	Charge against receivables and current assets	NA
79	36 – Month 12.75	INE01CY07MY5	14,700.00	23-02-2021	23-02-2024	12.75	36 Month –	Charge against receivables and current assets	NA

Sr. No.	Debenture Series	ISIN	Amount Outstanding (₹ in thousand)	Date of Allotment	Final Maturity Date	Coupon (p.a.) in %	Tenure /Period (Months)	Security	Credit Rating and Outlook
80	36 – Month 12.75	INE01CY07MZ2	450.00	23-02-2021	23-02-2024	12.75	36 – Month	Charge against receivables and current assets	NA
81	36 – Month 13.25	INE01CY07NA3	700.00	23-02-2021	23-02-2024	13.25	36 – Month	Charge against receivables and current assets	NA
82	65 – Month 13.66	INE01CY07NB1	6,025.00	23-02-2021	23-07-2026	13.66	65 – Month	Charge against receivables and current assets	NA
83	36 – Month 12.25	INE01CY07NK2	1,200.00	09-03-2021	09-03-2024	12.25	36 – Month	Charge against receivables and current assets	NA
84	36 – Month 12.75	INE01CY07NL0	12,825.00	09-03-2021	09-03-2024	12.75	36 – Month	Charge against receivables and current assets	NA

Sr. No.	Debenture Series	ISIN	Amount Outstanding (₹ in thousand)	Date of Allotment	Final Maturity Date	Coupon (p.a.) in %	Tenure /Period (Months)	Security	Credit Rating and Outlook
85	36 – Month 13.25	INE01CY07NM8	700.00	09-03-2021	09-03-2024	13.25	36 – Month	Charge against receivables and current assets	NA
86	65 – Month 13.66	INE01CY07NN6	5,406.00	09-03-2021	09-08-2026	13.66	65 – Month	Charge against receivables and current assets	NA
87	36 – Month 12.25	INE01CY07NW7	4,798.00	25-03-2021	25-03-2024	12.25	36 – Month	Charge against receivables and current assets	NA
88	36 – Month 12.75	INE01CY07NX5	5,525.00	25-03-2021	25-03-2024	12.75	36 – Month	Charge against receivables and current assets	NA
89	36 – Month 12.75	INE01CY07NY3	50.00	25-03-2021	25-03-2024	12.75	36 – Month	Charge against receivables and current assets	NA

Sr. No.	Debenture Series	ISIN	Amount Outstanding (₹ in thousand)	Date of Allotment	Final Maturity Date	Coupon (p.a.) in %	Tenure /Period (Months)	Security	Credit Rating and Outlook
90	36 – Month 13.25	INE01CY07NZ0	328.00	25-03-2021	25-03-2024	13.25	36 – Month	Charge against receivables and current assets	NA
91	65 – Month 13.66	INE01CY07OA1	9,814.00	25-03-2021	25-08-2026	13.66	65 – Month	Charge against receivables and current assets	NA
92	36 – Month 12.25	INE01CY07OJ2	250.00	30-03-2021	30-03-2024	12.25	36 – Month	Charge against receivables and current assets	NA
93	36 – Month 12.75	INE01CY07OK0	300.00	30-03-2021	30-03-2024	12.75	36 – Month	Charge against receivables and current assets	NA
94	36 – Month 12.75	INE01CY07OL8	50.00	30-03-2021	30-03-2024	12.75	36 – Month	Charge against receivables and current assets	NA

Sr. No.	Debenture Series	ISIN	Amount Outstanding (₹ in thousand)	Date of Allotment	Final Maturity Date	Coupon (p.a.) in %	Tenure /Period (Months)	Security	Credit Rating and Outlook
95	36 – Month 13.25	INE01CY07OM6	20.00	30-03-2021	30-03-2024	13.25	36 Month –	Charge against receivables and current assets	NA
96	65 – Month 13.66	INE01CY07ON4	1,400.00	30-03-2021	30-08-2026	13.66	65 Month –	Charge against receivables and current assets	NA
97	36 – Month 12.25	INE01CY07OW5	4,650.00	13-04-2021	13-04-2024	12.25	36 Month –	Charge against receivables and current assets	NA
98	36 – Month 12.75	INE01CY07OX3	6,600.00	13-04-2021	13-04-2024	12.75	36 Month –	Charge against receivables and current assets	NA
99	36 – Month 13.25	INE01CY07OY1	1,600.00	13-04-2021	13-04-2024	13.25	36 Month –	Charge against receivables and current assets	NA

Sr. No.	Debenture Series	ISIN	Amount Outstanding (₹ in thousand)	Date of Allotment	Final Maturity Date	Coupon (p.a.) in %	Tenure /Period (Months)	Security	Credit Rating and Outlook
100	65 – Month 13.66	INE01CY07OZ8	2,770.00	13-04-2021	13-09-2026	13.66	65 – Month	Charge against receivables and current assets	NA
101	36 – Month 12.25	INE01CY07PI1	5,010.00	23-04-2021	23-04-2024	12.25	36 – Month	Charge against receivables and current assets	NA
102	36 – Month 12.75	INE01CY07PJ9	3,830.00	23-04-2021	23-04-2024	12.75	36 – Month	Charge against receivables and current assets	NA
103	36 – Month 12.75	INE01CY07PK7	1,800.00	23-04-2021	23-04-2024	12.75	36 – Month	Charge against receivables and current assets	NA
104	36 – Month 13.25	INE01CY07PL5	200.00	23-04-2021	23-04-2024	13.25	36 – Month	Charge against receivables and current assets	NA

Sr. No.	Debenture Series	ISIN	Amount Outstanding (₹ in thousand)	Date of Allotment	Final Maturity Date	Coupon (p.a.) in %	Tenure /Period (Months)	Security	Credit Rating and Outlook
105	65 – Month 13.66	INE01CY07PM3	2,030.00	23-04-2021	23-09-2026	13.66	65 – Month	Charge against receivables and current assets	NA
106	36 – Month 12.25	INE01CY07PU6	4,450.00	08-05-2021	08-05-2024	12.25	36 – Month	Charge against receivables and current assets	NA
107	36 – Month 12.75	INE01CY07PV4	7,000.00	08-05-2021	08-05-2024	12.75	36 – Month	Charge against receivables and current assets	NA
108	36 – Month 12.75	INE01CY07PW2	2,000.00	08-05-2021	08-05-2024	12.75	36 – Month	Charge against receivables and current assets	NA
109	65 – Month 13.66	INE01CY07PX0	800.00	08-05-2021	08-10-2026	13.66	65 – Month	Charge against receivables and current assets	NA

Sr. No.	Debenture Series	ISIN	Amount Outstanding (₹ in thousand)	Date of Allotment	Final Maturity Date	Coupon (p.a.) in %	Tenure /Period (Months)	Security	Credit Rating and Outlook
110	36 – Month 12.25	INE01CY07QG3	2,535.00	02-06-2021	02-06-2024	12.25	36 Month –	Charge against receivables and current assets	NA
111	36 – Month 12.75	INE01CY07QH1	6,883.00	02-06-2021	02-06-2024	12.75	36 Month –	Charge against receivables and current assets	NA
112	36 – Month 12.75	INE01CY07QI9	250.00	02-06-2021	02-06-2024	12.75	36 Month –	Charge against receivables and current assets	NA
113	36 – Month 13.25	INE01CY07QJ7	1,900.00	02-06-2021	02-06-2024	13.25	36 Month –	Charge against receivables and current assets	NA
114	65 – Month 13.66	INE01CY07QK5	5,560.00	02-06-2021	02-11-2026	13.66	65 Month –	Charge against receivables and current assets	NA

Sr. No.	Debenture Series	ISIN	Amount Outstanding (₹ in thousand)	Date of Allotment	Final Maturity Date	Coupon (p.a.) in %	Tenure /Period (Months)	Security	Credit Rating and Outlook
115	36 – Month 12.25	INE01CY07QT6	3,310.00	18-06-2021	18-06-2024	12.25	36 Month –	Charge against receivables and current assets	NA
116	36 – Month 12.75	INE01CY07QU4	5,350.00	18-06-2021	18-06-2024	12.75	36 Month –	Charge against receivables and current assets	NA
117	36 – Month 12.75	INE01CY07QV2	49.00	18-06-2021	18-06-2024	12.75	36 Month –	Charge against receivables and current assets	NA
118	36 – Month 13.25	INE01CY07QW0	865.00	18-06-2021	18-06-2024	13.25	36 Month –	Charge against receivables and current assets	NA
119	65 – Month 13.66	INE01CY07QX8	2,425.00	18-06-2021	18-11-2026	13.66	65 Month –	Charge against receivables and current assets	NA

Sr. No.	Debenture Series	ISIN	Amount Outstanding (₹ in thousand)	Date of Allotment	Final Maturity Date	Coupon (p.a.) in %	Tenure /Period (Months)	Security	Credit Rating and Outlook
120	36 – Month 12.25	INE01CY07RS6	5,375.00	09-07-2021	09-07-2024	12.25	36 Month –	Charge against receivables and current assets	NA
121	36 – Month 12.75	INE01CY07RT4	3,250.00	09-07-2021	09-07-2024	12.75	36 Month –	Charge against receivables and current assets	NA
122	36 – Month 12.75	INE01CY07RU2	4,050.00	09-07-2021	09-07-2024	12.75	36 Month –	Charge against receivables and current assets	NA
123	36 – Month 13.25	INE01CY07RV0	360.00	09-07-2021	09-07-2024	13.25	36 Month –	Charge against receivables and current assets	NA
124	65 – Month 13.66	INE01CY07RW8	5,691.00	09-07-2021	09-12-2026	13.66	65 Month –	Charge against receivables and current assets	NA

Sr. No.	Debenture Series	ISIN	Amount Outstanding (₹ in thousand)	Date of Allotment	Final Maturity Date	Coupon (p.a.) in %	Tenure /Period (Months)	Security	Credit Rating and Outlook
125	36 – Month 12.25	INE01CY07SF1	4,600.00	23-07-2021	23-07-2024	12.25	36 Month –	Charge against receivables and current assets	NA
126	36 – Month 12.75	INE01CY07SG9	5,337.00	23-07-2021	23-07-2024	12.75	36 Month –	Charge against receivables and current assets	NA
127	36 – Month 12.75	INE01CY07SH7	100.00	23-07-2021	23-07-2024	12.75	36 Month –	Charge against receivables and current assets	NA
128	36 – Month 13.25	INE01CY07SI5	800.00	23-07-2021	23-07-2024	13.25	36 Month –	Charge against receivables and current assets	NA
129	65 – Month 13.66	INE01CY07SJ3	4,930.00	23-07-2021	23-12-2026	13.66	65 Month –	Charge against receivables and current assets	NA

Sr. No.	Debenture Series	ISIN	Amount Outstanding (₹ in thousand)	Date of Allotment	Final Maturity Date	Coupon (p.a.) in %	Tenure /Period (Months)	Security	Credit Rating and Outlook
130	36 – Month 12.25	INE01CY07SS4	3,200.00	06-08-2021	06-08-2024	12.25	36 Month –	Charge against receivables and current assets	NA
131	36 – Month 12.75	INE01CY07ST2	4,650.00	06-08-2021	06-08-2024	12.75	36 Month –	Charge against receivables and current assets	NA
132	36 – Month 13.25	INE01CY07SU0	700.00	06-08-2021	06-08-2024	13.25	36 Month –	Charge against receivables and current assets	NA
133	65 – Month 13.66	INE01CY07SV8	7,750.00	06-08-2021	06-01-2027	13.66	65 Month –	Charge against receivables and current assets	NA
134	36 – Month 12.25	INE01CY07RG1	3,150.00	26-08-2021	26-08-2024	12.25	36 Month –	Charge against receivables and current assets	NA

Sr. No.	Debenture Series	ISIN	Amount Outstanding (₹ in thousand)	Date of Allotment	Final Maturity Date	Coupon (p.a.) in %	Tenure /Period (Months)	Security	Credit Rating and Outlook
135	36 – Month 12.75	INE01CY07RH9	7,800.00	26-08-2021	26-08-2024	12.75	36 Month –	Charge against receivables and current assets	NA
136	36 – Month 13.25	INE01CY07RI7	950.00	26-08-2021	26-08-2024	13.25	36 Month –	Charge against receivables and current assets	NA
137	65 – Month 13.66	INE01CY07RJ5	7,025.00	26-08-2021	26-01-2027	13.66	65 Month –	Charge against receivables and current assets	NA
138	36 – Month 12.25	INE01CY07TE2	7,900.00	08-09-2021	08-09-2024	12.25	36 Month –	Charge against receivables and current assets	NA
139	36 – Month 12.75	INE01CY07TF9	9,440.00	08-09-2021	08-09-2024	12.75	36 Month –	Charge against receivables and current assets	NA

Sr. No.	Debenture Series	ISIN	Amount Outstanding (₹ in thousand)	Date of Allotment	Final Maturity Date	Coupon (p.a.) in %	Tenure /Period (Months)	Security	Credit Rating and Outlook
140	36 – Month 12.75	INE01CY07TG7	1,600.00	08-09-2021	08-09-2024	12.75	36 Month –	Charge against receivables and current assets	NA
141	36 – Month 13.25	INE01CY07TH5	100.00	08-09-2021	08-09-2024	13.25	36 Month –	Charge against receivables and current assets	NA
142	65 – Month 13.66	INE01CY07TI3	7,735.00	08-09-2021	08-02-2027	13.66	65 Month –	Charge against receivables and current assets	NA
143	36 – Month 12.25	INE01CY07TR4	7,750.00	23-09-2021	23-09-2024	12.25	36 Month –	Charge against receivables and current assets	NA
144	36 – Month 12.75	INE01CY07TS2	8,080.00	23-09-2021	23-09-2024	12.75	36 Month –	Charge against receivables and current assets	NA

Sr. No.	Debenture Series	ISIN	Amount Outstanding (₹ in thousand)	Date of Allotment	Final Maturity Date	Coupon (p.a.) in %	Tenure /Period (Months)	Security	Credit Rating and Outlook
145	36 – Month 12.75	INE01CY07TT0	101.00	23-09-2021	23-09-2024	12.75	36 – Month	Charge against receivables and current assets	NA
146	36 – Month 13.25	INE01CY07TU8	835.00	23-09-2021	23-09-2024	13.25	36 – Month	Charge against receivables and current assets	NA
147	65 – Month 13.66	INE01CY07TV6	6,050.00	23-09-2021	23-02-2027	13.66	65 – Month	Charge against receivables and current assets	NA
148	36 – Month 12.25	INE01CY07UE0	4,230.00	08-10-2021	08-10-2024	12.25	36 – Month	Charge against receivables and current assets	NA
149	36 – Month 12.75	INE01CY07UF7	9,805.00	08-10-2021	08-10-2024	12.75	36 – Month	Charge against receivables and current assets	NA

Sr. No.	Debenture Series	ISIN	Amount Outstanding (₹ in thousand)	Date of Allotment	Final Maturity Date	Coupon (p.a.) in %	Tenure /Period (Months)	Security	Credit Rating and Outlook
150	36 – Month 12.75	INE01CY07UG5	600.00	08-10-2021	08-10-2024	12.75	36 Month –	Charge against receivables and current assets	NA
151	36 – Month 13.25	INE01CY07UH3	400.00	08-10-2021	08-10-2024	13.25	36 Month –	Charge against receivables and current assets	NA
152	65 – Month 13.66	INE01CY07UI1	5,180.00	08-10-2021	08-03-2027	13.66	65 Month –	Charge against receivables and current assets	NA
153	36 – Month 12.25	INE01CY07UR2	6,647.00	27-10-2021	27-10-2024	12.25	36 Month –	Charge against receivables and current assets	NA
154	36 – Month 12.75	INE01CY07US0	3,658.00	27-10-2021	27-10-2024	12.75	36 Month –	Charge against receivables and current assets	NA

Sr. No.	Debenture Series	ISIN	Amount Outstanding (₹ in thousand)	Date of Allotment	Final Maturity Date	Coupon (p.a.) in %	Tenure /Period (Months)	Security	Credit Rating and Outlook
155	36 – Month 12.75	INE01CY07UT8	1,650.00	27-10-2021	27-10-2024	12.75	36 – Month	Charge against receivables and current assets	NA
156	36 – Month 13.25	INE01CY07UU6	430.00	27-10-2021	27-10-2024	13.25	36 – Month	Charge against receivables and current assets	NA
157	65 – Month 13.66	INE01CY07UV4	11,595.00	27-10-2021	27-03-2027	13.66	65 – Month	Charge against receivables and current assets	NA
158	36 – Month 12.25	INE01CY07VE8	7,650.00	13-11-2021	13-11-2024	12.25	36 – Month	Charge against receivables and current assets	NA
159	36 – Month 12.75	INE01CY07VF5	5,800.00	13-11-2021	13-11-2024	12.75	36 – Month	Charge against receivables and current assets	NA

Sr. No.	Debenture Series	ISIN	Amount Outstanding (₹ in thousand)	Date of Allotment	Final Maturity Date	Coupon (p.a.) in %	Tenure /Period (Months)	Security	Credit Rating and Outlook
160	36 – Month 12.75	INE01CY07VG3	1,200.00	13-11-2021	13-11-2024	12.75	36 – Month	Charge against receivables and current assets	NA
161	65 – Month 13.66	INE01CY07VH1	4,810.00	13-11-2021	13-04-2027	13.66	65 – Month	Charge against receivables and current assets	NA
162	36 – Month 12.25	INE01CY07WD8	7,200.00	03-12-2021	03-12-2024	12.25	36 – Month	Charge against receivables and current assets	NA
163	36 – Month 12.75	INE01CY07WE6	5,725.00	03-12-2021	03-12-2024	12.75	36 – Month	Charge against receivables and current assets	NA
164	36 – Month 12.75	INE01CY07WF3	300.00	03-12-2021	03-12-2024	12.75	36 – Month	Charge against receivables and current assets	NA

Sr. No.	Debenture Series	ISIN	Amount Outstanding (₹ in thousand)	Date of Allotment	Final Maturity Date	Coupon (p.a.) in %	Tenure /Period (Months)	Security	Credit Rating and Outlook
165	36 – Month 13.25	INE01CY07WG1	7,083.00	03-12-2021	03-12-2024	13.25	36 Month –	Charge against receivables and current assets	NA
166	65 – Month 13.66	INE01CY07WH9	15,095.00	03-12-2021	03-05-2027	13.66	65 Month –	Charge against receivables and current assets	NA
167	36 – Month 12.25	INE01CY07VQ2	4,300.00	30-12-2021	30-12-2024	12.25	36 Month –	Charge against receivables and current assets	NA
168	36 – Month 12.75	INE01CY07VR0	2,415.00	30-12-2021	30-12-2024	12.75	36 Month –	Charge against receivables and current assets	NA
169	36 – Month 13.25	INE01CY07VT6	175.00	30-12-2021	30-12-2024	13.25	36 Month –	Charge against receivables and current assets	NA

Sr. No.	Debenture Series	ISIN	Amount Outstanding (₹ in thousand)	Date of Allotment	Final Maturity Date	Coupon (p.a.) in %	Tenure /Period (Months)	Security	Credit Rating and Outlook
170	65 – Month 13.66	INE01CY07VU4	3,900.00	30-12-2021	30-05-2027	13.66	65 – Month	Charge against receivables and current assets	NA
171	24 – Month 12	INE01CY07WM9	4,896.00	28-01-2022	28-01-2024	12	24 – Month	Charge against receivables and current assets	NA
172	24 – Month 12.5	INE01CY07WN7	9,243.00	28-01-2022	28-01-2024	12.5	24 – Month	Charge against receivables and current assets	NA
173	24 – Month 12.5	INE01CY07WO5	594.00	28-01-2022	28-01-2024	12.5	24 – Month	Charge against receivables and current assets	NA
174	24 – Month 13	INE01CY07WP2	1,049.00	28-01-2022	28-01-2024	13	24 – Month	Charge against receivables and current assets	NA

Sr. No.	Debenture Series	ISIN	Amount Outstanding (₹ in thousand)	Date of Allotment	Final Maturity Date	Coupon (p.a.) in %	Tenure /Period (Months)	Security	Credit Rating and Outlook
175	36 – Month 12.25	INE01CY07WQ0	9,525.00	28-01-2022	28-01-2025	12.25	36 Month –	Charge against receivables and current assets	NA
176	36 – Month 12.75	INE01CY07WR8	2,735.00	28-01-2022	28-01-2025	12.75	36 Month –	Charge against receivables and current assets	NA
177	36 – Month 12.75	INE01CY07WS6	249.00	28-01-2022	28-01-2025	12.75	36 Month –	Charge against receivables and current assets	NA
178	65 – Month 13.66	INE01CY07WT4	4,925.00	28-01-2022	28-06-2027	13.66	65 Month –	Charge against receivables and current assets	NA
179	24 – Month 12	INE01CY07WY4	4,190.00	17-02-2022	17-02-2024	12	24 Month –	Charge against receivables and current assets	NA

Sr. No.	Debenture Series	ISIN	Amount Outstanding (₹ in thousand)	Date of Allotment	Final Maturity Date	Coupon (p.a.) in %	Tenure /Period (Months)	Security	Credit Rating and Outlook
180	24 – Month 12.5	INE01CY07WZ1	4,150.00	17-02-2022	17-02-2024	12.5	24 – Month	Charge against receivables and current assets	NA
181	24 – Month 12.5	INE01CY07XA2	486.00	17-02-2022	17-02-2024	12.5	24 – Month	Charge against receivables and current assets	NA
182	24 – Month 13	INE01CY07XB0	670.00	17-02-2022	17-02-2024	13	24 – Month	Charge against receivables and current assets	NA
183	36 – Month 12.25	INE01CY07XC8	5,958.00	17-02-2022	17-02-2025	12.25	36 – Month	Charge against receivables and current assets	NA
184	36 – Month 12.75	INE01CY07XD6	10,620.00	17-02-2022	17-02-2025	12.75	36 – Month	Charge against receivables and current assets	NA

Sr. No.	Debenture Series	ISIN	Amount Outstanding (₹ in thousand)	Date of Allotment	Final Maturity Date	Coupon (p.a.) in %	Tenure /Period (Months)	Security	Credit Rating and Outlook
185	36 – Month 12.75	INE01CY07XE4	200.00	17-02-2022	17-02-2025	12.75	36 – Month	Charge against receivables and current assets	NA
186	36 – Month 13.25	INE01CY07XF1	900.00	17-02-2022	17-02-2025	13.25	36 – Month	Charge against receivables and current assets	NA
187	65 – Month 13.66	INE01CY07XG9	7,550.00	17-02-2022	17-07-2027	13.66	65 – Month	Charge against receivables and current assets	NA
188	24 – Month 12	INE01CY07XL9	8,300.00	07-03-2022	07-03-2024	12	24 – Month	Charge against receivables and current assets	NA
189	24 – Month 12.5	INE01CY07XM7	12,790.00	07-03-2022	07-03-2024	12.5	24 – Month	Charge against receivables and current assets	NA

Sr. No.	Debenture Series	ISIN	Amount Outstanding (₹ in thousand)	Date of Allotment	Final Maturity Date	Coupon (p.a.) in %	Tenure /Period (Months)	Security	Credit Rating and Outlook
190	24 – Month 12.5	INE01CY07XN5	1,260.00	07-03-2022	07-03-2024	12.5	24 – Month	Charge against receivables and current assets	NA
191	24 – Month 13	INE01CY07XO3	4,938.00	07-03-2022	07-03-2024	13	24 – Month	Charge against receivables and current assets	NA
192	36 – Month 12.25	INE01CY07XP0	5,580.00	07-03-2022	07-03-2025	12.25	36 – Month	Charge against receivables and current assets	NA
193	36 – Month 12.75	INE01CY07XQ8	5,325.00	07-03-2022	07-03-2025	12.75	36 – Month	Charge against receivables and current assets	NA
194	36 – Month 12.75	INE01CY07XR6	500.00	07-03-2022	07-03-2025	12.75	36 – Month	Charge against receivables and current assets	NA

Sr. No.	Debenture Series	ISIN	Amount Outstanding (₹ in thousand)	Date of Allotment	Final Maturity Date	Coupon (p.a.) in %	Tenure /Period (Months)	Security	Credit Rating and Outlook
195	36 – Month 13.25	INE01CY07XS4	300.00	07-03-2022	07-03-2025	13.25	36 – Month	Charge against receivables and current assets	NA
196	65 – Month 13.66	INE01CY07XT2	15,470.00	07-03-2022	07-08-2027	13.66	65 – Month	Charge against receivables and current assets	NA
197	24 – Month 12	INE01CY07XY2	7,110.00	21-03-2022	21-03-2024	12	24 – Month	Charge against receivables and current assets	NA
198	24 – Month 12.5	INE01CY07XZ9	2,820.00	21-03-2022	21-03-2024	12.5	24 – Month	Charge against receivables and current assets	NA
199	24 – Month 12.5	INE01CY07YA0	800.00	21-03-2022	21-03-2024	12.5	24 – Month	Charge against receivables and current assets	NA

Sr. No.	Debenture Series	ISIN	Amount Outstanding (₹ in thousand)	Date of Allotment	Final Maturity Date	Coupon (p.a.) in %	Tenure /Period (Months)	Security	Credit Rating and Outlook
200	24 – Month 13	INE01CY07YB8	1,297.00	21-03-2022	21-03-2024	13	24 – Month	Charge against receivables and current assets	NA
201	36 – Month 12.25	INE01CY07YC6	5,300.00	21-03-2022	21-03-2025	12.25	36 – Month	Charge against receivables and current assets	NA
202	36 – Month 12.75	INE01CY07YD4	3,475.00	21-03-2022	21-03-2025	12.75	36 – Month	Charge against receivables and current assets	NA
203	36 – Month 12.75	INE01CY07YE2	250.00	21-03-2022	21-03-2025	12.75	36 – Month	Charge against receivables and current assets	NA
204	36 – Month 13.25	INE01CY07YF9	1,600.00	21-03-2022	21-03-2025	13.25	36 – Month	Charge against receivables and current assets	NA

Sr. No.	Debenture Series	ISIN	Amount Outstanding (₹ in thousand)	Date of Allotment	Final Maturity Date	Coupon (p.a.) in %	Tenure /Period (Months)	Security	Credit Rating and Outlook
205	65 – Month 13.66	INE01CY07YG7	6,185.00	21-03-2022	21-08-2027	13.66	65 – Month	Charge against receivables and current assets	NA
206	24 – Month 12	INE01CY07YY0	6,700.00	12-04-2022	12-04-2024	12	24 – Month	Charge against receivables and current assets	NA
207	24 – Month 12.5	INE01CY07YZ7	7,700.00	12-04-2022	12-04-2024	12.5	24 – Month	Charge against receivables and current assets	NA
208	24 – Month 12.5	INE01CY07ZA7	3,375.00	12-04-2022	12-04-2024	12.5	24 – Month	Charge against receivables and current assets	NA
209	24 – Month 13	INE01CY07ZB5	1,455.00	12-04-2022	12-04-2024	13	24 – Month	Charge against receivables and current assets	NA

Sr. No.	Debenture Series	ISIN	Amount Outstanding (₹ in thousand)	Date of Allotment	Final Maturity Date	Coupon (p.a.) in %	Tenure /Period (Months)	Security	Credit Rating and Outlook
210	36 – Month 12.25	INE01CY07ZC3	11,510.00	12-04-2022	12-04-2025	12.25	36 Month –	Charge against receivables and current assets	NA
211	36 – Month 12.75	INE01CY07ZD1	5,450.00	12-04-2022	12-04-2025	12.75	36 Month –	Charge against receivables and current assets	NA
212	36 – Month 13.25	INE01CY07ZE9	500.00	12-04-2022	12-04-2025	13.25	36 Month –	Charge against receivables and current assets	NA
213	65 – Month 13.66	INE01CY07ZF6	7,270.00	12-04-2022	12-09-2027	13.66	65 Month –	Charge against receivables and current assets	NA
214	24 – Month 12	INE01CY07ZK6	4,000.00	19-04-2022	19-04-2024	12	24 Month –	Charge against receivables and current assets	NA

Sr. No.	Debenture Series	ISIN	Amount Outstanding (₹ in thousand)	Date of Allotment	Final Maturity Date	Coupon (p.a.) in %	Tenure /Period (Months)	Security	Credit Rating and Outlook
215	24 – Month 12.5	INE01CY07ZL4	7,430.00	19-04-2022	19-04-2024	12.5	24 – Month	Charge against receivables and current assets	NA
216	24 – Month 12.5	INE01CY07ZM2	1,870.00	19-04-2022	19-04-2024	12.5	24 – Month	Charge against receivables and current assets	NA
217	24 – Month 13	INE01CY07ZN0	300.00	19-04-2022	19-04-2024	13	24 – Month	Charge against receivables and current assets	NA
218	36 – Month 12.25	INE01CY07ZO8	5,950.00	19-04-2022	19-04-2025	12.25	36 – Month	Charge against receivables and current assets	NA
219	36 – Month 12.75	INE01CY07ZP5	14,300.00	19-04-2022	19-04-2025	12.75	36 – Month	Charge against receivables and current assets	NA

Sr. No.	Debenture Series	ISIN	Amount Outstanding (₹ in thousand)	Date of Allotment	Final Maturity Date	Coupon (p.a.) in %	Tenure /Period (Months)	Security	Credit Rating and Outlook
220	36 – Month 13.25	INE01CY07ZQ3	2,150.00	19-04-2022	19-04-2025	13.25	36 – Month	Charge against receivables and current assets	NA
221	65 – Month 13.66	INE01CY07ZR1	3,160.00	19-04-2022	19-09-2027	13.66	65 – Month	Charge against receivables and current assets	NA
222	24 – Month 11.5	INE01CY07ZW1	4,150.00	06-05-2022	06-05-2024	11.5	24 – Month	Charge against receivables and current assets	NA
223	24 – Month 12	INE01CY07ZX9	5,100.00	06-05-2022	06-05-2024	12	24 – Month	Charge against receivables and current assets	NA
224	24 – Month 12	INE01CY07ZY7	1,140.00	06-05-2022	06-05-2024	12	24 – Month	Charge against receivables and current assets	NA

Sr. No.	Debenture Series	ISIN	Amount Outstanding (₹ in thousand)	Date of Allotment	Final Maturity Date	Coupon (p.a.) in %	Tenure /Period (Months)	Security	Credit Rating and Outlook
225	24 – Month 12.5	INE01CY07ZZ4	2,560.00	06-05-2022	06-05-2024	12.5	24 – Month	Charge against receivables and current assets	NA
226	36 – Month 11.75	INE01CY07A03	6,590.00	06-05-2022	06-05-2025	11.75	36 – Month	Charge against receivables and current assets	NA
227	36 – Month 12.25	INE01CY07A11	9,550.00	06-05-2022	06-05-2025	12.25	36 – Month	Charge against receivables and current assets	NA
228	36 – Month 12.25	INE01CY07A29	800.00	06-05-2022	06-05-2025	12.25	36 – Month	Charge against receivables and current assets	NA
229	68 – Month 13.01	INE01CY07A37	4,597.00	06-05-2022	06-01-2028	13.01	68 – Month	Charge against receivables and current assets	NA

Sr. No.	Debenture Series	ISIN	Amount Outstanding (₹ in thousand)	Date of Allotment	Final Maturity Date	Coupon (p.a.) in %	Tenure /Period (Months)	Security	Credit Rating and Outlook
230	24 – Month 11.5	INE01CY07B85	8,808.00	23-05-2022	23-05-2024	11.5	24 – Month	Charge against receivables and current assets	NA
231	24 – Month 12	INE01CY07C19	7,360.00	23-05-2022	23-05-2024	12	24 – Month	Charge against receivables and current assets	NA
232	24 – Month 12	INE01CY07C27	2,100.00	23-05-2022	23-05-2024	12	24 – Month	Charge against receivables and current assets	NA
233	24 – Month 12.5	INE01CY07C35	1,005.00	23-05-2022	23-05-2024	12.5	24 – Month	Charge against receivables and current assets	NA
234	36 – Month 11.75	INE01CY07C43	2,450.00	23-05-2022	23-05-2025	11.75	36 – Month	Charge against receivables and current assets	NA

Sr. No.	Debenture Series	ISIN	Amount Outstanding (₹ in thousand)	Date of Allotment	Final Maturity Date	Coupon (p.a.) in %	Tenure /Period (Months)	Security	Credit Rating and Outlook
235	36 – Month 12.25	INE01CY07C50	11,130.00	23-05-2022	23-05-2025	12.25	36 Month –	Charge against receivables and current assets	NA
236	36 – Month 12.25	INE01CY07C76	1,626.00	23-05-2022	23-05-2025	12.25	36 Month –	Charge against receivables and current assets	NA
237	36 – Month 12.75	INE01CY07C84	3,630.00	23-05-2022	23-05-2025	12.75	36 Month –	Charge against receivables and current assets	NA
238	68 – Month 13.01	INE01CY07C68	7,245.00	23-05-2022	23-01-2028	13.01	68 Month –	Charge against receivables and current assets	NA
239	24 – Month 11.5	INE01CY07A86	2,450.00	07-06-2022	07-06-2024	11.5	24 Month –	Charge against receivables and current assets	NA

Sr. No.	Debenture Series	ISIN	Amount Outstanding (₹ in thousand)	Date of Allotment	Final Maturity Date	Coupon (p.a.) in %	Tenure /Period (Months)	Security	Credit Rating and Outlook
240	24 – Month 12	INE01CY07A94	6,170.00	07-06-2022	07-06-2024	12	24 – Month	Charge against receivables and current assets	NA
241	24 – Month 12	INE01CY07B02	1,580.00	07-06-2022	07-06-2024	12	24 – Month	Charge against receivables and current assets	NA
242	24 – Month 12.5	INE01CY07B69	2,210.00	07-06-2022	07-06-2024	12.5	24 – Month	Charge against receivables and current assets	NA
243	36 – Month 11.75	INE01CY07B10	2,825.00	07-06-2022	07-06-2025	11.75	36 – Month	Charge against receivables and current assets	NA
244	36 – Month 12.25	INE01CY07B28	5,235.00	07-06-2022	07-06-2025	12.25	36 – Month	Charge against receivables and current assets	NA

Sr. No.	Debenture Series	ISIN	Amount Outstanding (₹ in thousand)	Date of Allotment	Final Maturity Date	Coupon (p.a.) in %	Tenure /Period (Months)	Security	Credit Rating and Outlook
245	36 – Month 12.25	INE01CY07B36	750.00	07-06-2022	07-06-2025	12.25	36 – Month	Charge against receivables and current assets	NA
246	36 – Month 12.75	INE01CY07B44	390.00	07-06-2022	07-06-2025	12.75	36 – Month	Charge against receivables and current assets	NA
247	68 – Month 13.01	INE01CY07B51	7,745.00	07-06-2022	07-02-2028	13.01	68 – Month	Charge against receivables and current assets	NA
248	24 – Month 11.5	INE01CY07D42	5,400.00	20-06-2022	20-06-2024	11.5	24 – Month	Charge against receivables and current assets	NA
249	24 – Month 12	INE01CY07D59	18,670.00	20-06-2022	20-06-2024	12	24 – Month	Charge against receivables and current assets	NA

Sr. No.	Debenture Series	ISIN	Amount Outstanding (₹ in thousand)	Date of Allotment	Final Maturity Date	Coupon (p.a.) in %	Tenure /Period (Months)	Security	Credit Rating and Outlook
250	24 – Month 12	INE01CY07D67	1,943.00	20-06-2022	20-06-2024	12	24 – Month	Charge against receivables and current assets	NA
251	24 – Month 12.5	INE01CY07F57	1,075.00	20-06-2022	20-06-2024	12.5	24 – Month	Charge against receivables and current assets	NA
252	36 – Month 11.75	INE01CY07D75	16,059.00	20-06-2022	20-06-2025	11.75	36 – Month	Charge against receivables and current assets	NA
253	36 – Month 12.25	INE01CY07D83	8,000.00	20-06-2022	20-06-2025	12.25	36 – Month	Charge against receivables and current assets	NA
254	36 – Month 12.25	INE01CY07D91	600.00	20-06-2022	20-06-2025	12.25	36 – Month	Charge against receivables and current assets	NA

Sr. No.	Debenture Series	ISIN	Amount Outstanding (₹ in thousand)	Date of Allotment	Final Maturity Date	Coupon (p.a.) in %	Tenure /Period (Months)	Security	Credit Rating and Outlook
255	36 – Month 12.75	INE01CY07E09	6,000.00	20-06-2022	20-06-2025	12.75	36 – Month	Charge against receivables and current assets	NA
256	68 – Month 13.01	INE01CY07E17	3,750.00	20-06-2022	20-02-2028	13.01	68 – Month	Charge against receivables and current assets	NA
257	24 – Month 12	INE01CY07E25	5,620.00	11-07-2022	11-07-2024	12	24 – Month	Charge against receivables and current assets	NA
258	24 – Month 11.5	INE01CY07E33	5,575.00	11-07-2022	11-07-2024	11.5	24 – Month	Charge against receivables and current assets	NA
259	24 – Month 12	INE01CY07E41	1,065.00	11-07-2022	11-07-2024	12	24 – Month	Charge against receivables and current assets	NA

Sr. No.	Debenture Series	ISIN	Amount Outstanding (₹ in thousand)	Date of Allotment	Final Maturity Date	Coupon (p.a.) in %	Tenure /Period (Months)	Security	Credit Rating and Outlook
260	24 – Month 12.5	INE01CY07E58	6,095.00	11-07-2022	11-07-2024	12.5	24 – Month	Charge against receivables and current assets	NA
261	36 – Month 11.75	INE01CY07F08	4,451.00	11-07-2022	11-07-2025	11.75	36 – Month	Charge against receivables and current assets	NA
262	36 – Month 12.25	INE01CY07F16	8,200.00	11-07-2022	11-07-2025	12.25	36 – Month	Charge against receivables and current assets	NA
263	36 – Month 12.25	INE01CY07F24	800.00	11-07-2022	11-07-2025	12.25	36 – Month	Charge against receivables and current assets	NA
264	36 – Month 12.75	INE01CY07F32	2,050.00	11-07-2022	11-07-2025	12.75	36 – Month	Charge against receivables and current assets	NA

Sr. No.	Debenture Series	ISIN	Amount Outstanding (₹ in thousand)	Date of Allotment	Final Maturity Date	Coupon (p.a.) in %	Tenure /Period (Months)	Security	Credit Rating and Outlook
265	68 – Month 13.01	INE01CY07F40	9,430.00	11-07-2022	11-03-2028	13.01	68 – Month	Charge against receivables and current assets	NA
266	24 – Month 12	INE01CY07G15	4,900.00	02-08-2022	02-08-2024	12	24 – Month	Charge against receivables and current assets	NA
267	24 – Month 12.5	INE01CY07G23	5,131.00	02-08-2022	02-08-2024	12.5	24 – Month	Charge against receivables and current assets	NA
268	24 – Month 11.5	INE01CY07G64	5,330.00	02-08-2022	02-08-2024	11.5	24 – Month	Charge against receivables and current assets	NA
269	24 – Month 12	INE01CY07G72	8,635.00	02-08-2022	02-08-2024	12	24 – Month	Charge against receivables and current assets	NA

Sr. No.	Debenture Series	ISIN	Amount Outstanding (₹ in thousand)	Date of Allotment	Final Maturity Date	Coupon (p.a.) in %	Tenure /Period (Months)	Security	Credit Rating and Outlook
270	36 – Month 11.75	INE01CY07G31	10,815.00	02-08-2022	02-08-2025	11.75	36 Month –	Charge against receivables and current assets	NA
271	36 – Month 12.25	INE01CY07G49	2,132.00	02-08-2022	02-08-2025	12.25	36 Month –	Charge against receivables and current assets	NA
272	36 – Month 12.75	INE01CY07G56	1,300.00	02-08-2022	02-08-2025	12.75	36 Month –	Charge against receivables and current assets	NA
273	36 – Month 12.25	INE01CY07G80	11,049.00	02-08-2022	02-08-2025	12.25	36 Month –	Charge against receivables and current assets	NA
274	68 – Month 13.01	INE01CY07F65	4,425.00	02-08-2022	02-04-2028	13.01	68 Month –	Charge against receivables and current assets	NA

Sr. No.	Debenture Series	ISIN	Amount Outstanding (₹ in thousand)	Date of Allotment	Final Maturity Date	Coupon (p.a.) in %	Tenure /Period (Months)	Security	Credit Rating and Outlook
275	24 – Month 11.5	INE01CY07H30	3,961.00	23-08-2022	23-08-2024	11.5	24 – Month	Charge against receivables and current assets	NA
276	24 – Month 12	INE01CY07H48	1,800.00	23-08-2022	23-08-2024	12	24 – Month	Charge against receivables and current assets	NA
277	24 – Month 12.5	INE01CY07H55	2,985.00	23-08-2022	23-08-2024	12.5	24 – Month	Charge against receivables and current assets	NA
278	24 – Month 12	INE01CY07I05	20,225.00	23-08-2022	23-08-2024	12	24 – Month	Charge against receivables and current assets	NA
279	36 – Month 11.75	INE01CY07H63	9,625.00	23-08-2022	23-08-2025	11.75	36 – Month	Charge against receivables and current assets	NA

Sr. No.	Debenture Series	ISIN	Amount Outstanding (₹ in thousand)	Date of Allotment	Final Maturity Date	Coupon (p.a.) in %	Tenure /Period (Months)	Security	Credit Rating and Outlook
280	36 – Month 12.25	INE01CY07H71	5,220.00	23-08-2022	23-08-2025	12.25	36 – Month	Charge against receivables and current assets	NA
281	36 – Month 12.75	INE01CY07H89	800.00	23-08-2022	23-08-2025	12.75	36 – Month	Charge against receivables and current assets	NA
282	36 – Month 12.25	INE01CY07H97	2,100.00	23-08-2022	23-08-2025	12.25	36 – Month	Charge against receivables and current assets	NA
283	68 – Month 13.01	INE01CY07I13	13,855.00	23-08-2022	23-04-2028	13.01	68 – Month	Charge against receivables and current assets	NA
284	24 – Month 12.5	INE01CY07I21	2,395.00	03-09-2022	03-09-2024	12.5	24 – Month	Charge against receivables and current assets	NA

Sr. No.	Debenture Series	ISIN	Amount Outstanding (₹ in thousand)	Date of Allotment	Final Maturity Date	Coupon (p.a.) in %	Tenure /Period (Months)	Security	Credit Rating and Outlook
285	24 – Month 11.5	INE01CY07I47	10,155.00	03-09-2022	03-09-2024	11.5	24 – Month	Charge against receivables and current assets	NA
286	24 – Month 12	INE01CY07J87	2,440.00	03-09-2022	03-09-2024	12	24 – Month	Charge against receivables and current assets	NA
287	24 – Month 12	INE01CY07K19	14,125.00	03-09-2022	03-09-2024	12	24 – Month	Charge against receivables and current assets	NA
288	36 – Month 11.75	INE01CY07J12	2,953.00	03-09-2022	03-09-2025	11.75	36 – Month	Charge against receivables and current assets	NA
289	36 – Month 12.75	INE01CY07J95	965.00	03-09-2022	03-09-2025	12.75	36 – Month	Charge against receivables and current assets	NA

Sr. No.	Debenture Series	ISIN	Amount Outstanding (₹ in thousand)	Date of Allotment	Final Maturity Date	Coupon (p.a.) in %	Tenure /Period (Months)	Security	Credit Rating and Outlook
290	36 – Month 12.25	INE01CY07K01	746.00	03-09-2022	03-09-2025	12.25	36 – Month	Charge against receivables and current assets	NA
291	36 – Month 12.25	INE01CY07K27	12,250.00	03-09-2022	03-09-2025	12.25	36 – Month	Charge against receivables and current assets	NA
292	68 – Month 13.01	INE01CY07J46	3,350.00	03-09-2022	03-05-2028	13.01	68 – Month	Charge against receivables and current assets	NA
293	24 – Month 12	INE01CY07I62	8,290.00	26-09-2022	26-09-2024	12	24 – Month	Charge against receivables and current assets	NA
294	24 – Month 12.5	INE01CY07I70	1,960.00	26-09-2022	26-09-2024	12.5	24 – Month	Charge against receivables and current assets	NA

Sr. No.	Debenture Series	ISIN	Amount Outstanding (₹ in thousand)	Date of Allotment	Final Maturity Date	Coupon (p.a.) in %	Tenure /Period (Months)	Security	Credit Rating and Outlook
295	24 – Month 11.5	INE01CY07K35	8,820.00	26-09-2022	26-09-2024	11.5	24 – Month	Charge against receivables and current assets	NA
296	24 – Month 12	INE01CY07K43	2,510.00	26-09-2022	26-09-2024	12	24 – Month	Charge against receivables and current assets	NA
297	36 – Month 12.25	INE01CY07J61	2,050.00	26-09-2022	26-09-2025	12.25	36 – Month	Charge against receivables and current assets	NA
298	36 – Month 12.25	INE01CY07J79	18,250.00	26-09-2022	26-09-2025	12.25	36 – Month	Charge against receivables and current assets	NA
299	36 – Month 11.75	INE01CY07K76	14,205.00	26-09-2022	26-09-2025	11.75	36 – Month	Charge against receivables and current assets	NA

Sr. No.	Debenture Series	ISIN	Amount Outstanding (₹ in thousand)	Date of Allotment	Final Maturity Date	Coupon (p.a.) in %	Tenure /Period (Months)	Security	Credit Rating and Outlook
300	36 – Month 12.75	INE01CY07L00	4,000.00	26-09-2022	26-09-2025	12.75	36 – Month	Charge against receivables and current assets	NA
301	68 – Month 13.01	INE01CY07J53	13,160.00	26-09-2022	26-05-2028	13.01	68 – Month	Charge against receivables and current assets	NA
302	24 – Month 11.5	INE01CY07L42	5,100.00	15-10-2022	15-10-2024	11.5	24 – Month	Charge against receivables and current assets	NA
303	24 – Month 12	INE01CY07L59	11,660.00	15-10-2022	15-10-2024	12	24 – Month	Charge against receivables and current assets	NA
304	24 – Month 12	INE01CY07L67	6,900.00	15-10-2022	15-10-2024	12	24 – Month	Charge against receivables and current assets	NA

Sr. No.	Debenture Series	ISIN	Amount Outstanding (₹ in thousand)	Date of Allotment	Final Maturity Date	Coupon (p.a.) in %	Tenure /Period (Months)	Security	Credit Rating and Outlook
305	24 – Month 12.5	INE01CY07L75	3,750.00	15-10-2022	15-10-2024	12.5	24 – Month	Charge against receivables and current assets	NA
306	36 – Month 12.75	INE01CY07K84	480.00	15-10-2022	15-10-2025	12.75	36 – Month	Charge against receivables and current assets	NA
307	36 – Month 12.25	INE01CY07K92	5,800.00	15-10-2022	15-10-2025	12.25	36 – Month	Charge against receivables and current assets	NA
308	36 – Month 12.25	INE01CY07N57	11,085.00	15-10-2022	15-10-2025	12.25	36 – Month	Charge against receivables and current assets	NA
309	36 – Month 11.75	INE01CY07N73	5,395.00	15-10-2022	15-10-2025	11.75	36 – Month	Charge against receivables and current assets	NA

Sr. No.	Debenture Series	ISIN	Amount Outstanding (₹ in thousand)	Date of Allotment	Final Maturity Date	Coupon (p.a.) in %	Tenure /Period (Months)	Security	Credit Rating and Outlook
310	68 – Month 13.01	INE01CY07K68	6,545.00	15-10-2022	15-06-2028	13.01	68 – Month	Charge against receivables and current assets	NA
311	24 – Month 12.5	INE01CY07M25	750.00	31-10-2022	31-10-2024	12.5	24 – Month	Charge against receivables and current assets	NA
312	24 – Month 12	INE01CY07M33	4,800.00	31-10-2022	31-10-2024	12	24 – Month	Charge against receivables and current assets	NA
313	24 – Month 12	INE01CY07M41	4,525.00	31-10-2022	31-10-2024	12	24 – Month	Charge against receivables and current assets	NA
314	24 – Month 11.5	INE01CY07M58	7,290.00	31-10-2022	31-10-2024	11.5	24 – Month	Charge against receivables and current assets	NA

Sr. No.	Debenture Series	ISIN	Amount Outstanding (₹ in thousand)	Date of Allotment	Final Maturity Date	Coupon (p.a.) in %	Tenure /Period (Months)	Security	Credit Rating and Outlook
315	36 – Month 12.25	INE01CY07L91	3,525.00	31-10-2022	31-10-2025	12.25	36 Month –	Charge against receivables and current assets	NA
316	36 – Month 12.25	INE01CY07M09	8,300.00	31-10-2022	31-10-2025	12.25	36 Month –	Charge against receivables and current assets	NA
317	36 – Month 11.75	INE01CY07M17	11,320.00	31-10-2022	31-10-2025	11.75	36 Month –	Charge against receivables and current assets	NA
318	68 – Month 13.01	INE01CY07L83	5,130.00	31-10-2022	30-06-2028	13.01	68 Month –	Charge against receivables and current assets	NA
319	24 – Month 12.5	INE01CY07N08	2,980.00	15-11-2022	15-11-2024	12.5	24 Month –	Charge against receivables and current assets	NA

Sr. No.	Debenture Series	ISIN	Amount Outstanding (₹ in thousand)	Date of Allotment	Final Maturity Date	Coupon (p.a.) in %	Tenure /Period (Months)	Security	Credit Rating and Outlook
320	24 – Month 12	INE01CY07N16	2,450.00	15-11-2022	15-11-2024	12	24 – Month	Charge against receivables and current assets	NA
321	24 – Month 12	INE01CY07N24	10,375.00	15-11-2022	15-11-2024	12	24 – Month	Charge against receivables and current assets	NA
322	24 – Month 11.5	INE01CY07N32	2,978.00	15-11-2022	15-11-2024	11.5	24 – Month	Charge against receivables and current assets	NA
323	36 – Month 12.75	INE01CY07M66	1,935.00	15-11-2022	15-11-2025	12.75	36 – Month	Charge against receivables and current assets	NA
324	36 – Month 12.25	INE01CY07M74	2,010.00	15-11-2022	15-11-2025	12.25	36 – Month	Charge against receivables and current assets	NA

Sr. No.	Debenture Series	ISIN	Amount Outstanding (₹ in thousand)	Date of Allotment	Final Maturity Date	Coupon (p.a.) in %	Tenure /Period (Months)	Security	Credit Rating and Outlook
325	36 – Month 12.25	INE01CY07M82	17,495.00	15-11-2022	15-11-2025	12.25	36 – Month	Charge against receivables and current assets	NA
326	36 – Month 11.75	INE01CY07M90	11,760.00	15-11-2022	15-11-2025	11.75	36 – Month	Charge against receivables and current assets	NA
327	68 – Month 13.01	INE01CY07N99	11,199.00	15-11-2022	15-07-2028	13.01	68 – Month	Charge against receivables and current assets	NA
328	13 – Month 11.5	INE01CY07P55	8,520.00	02-12-2022	02-01-2024	11.5	13 – Month	Charge against receivables and current assets	IVR BB+ (Revised)
329	13 – Month 11	INE01CY07P63	6,840.00	02-12-2022	02-01-2024	11	13 – Month	Charge against receivables and current assets	IVR BB+ (Revised)

Sr. No.	Debenture Series	ISIN	Amount Outstanding (₹ in thousand)	Date of Allotment	Final Maturity Date	Coupon (p.a.) in %	Tenure /Period (Months)	Security	Credit Rating and Outlook
330	13 – Month 12	INE01CY07P71	5,989.00	02-12-2022	02-01-2024	12	13 Month –	Charge against receivables and current assets	IVR BB+ (Revised)
331	13 – Month 11.5	INE01CY07P89	8,445.00	02-12-2022	02-01-2024	11.5	13 Month –	Charge against receivables and current assets	IVR BB+ (Revised)
332	14 – Month 11.5	INE01CY07P30	3,485.00	02-12-2022	12-02-2024	11.5	14 Month –	Charge against receivables and current assets	IVR BB+ (Revised)
333	24 – Month 12.5	INE01CY07O98	2,984.00	02-12-2022	02-12-2024	12.5	24 Month –	Charge against receivables and current assets	IVR BB+ (Revised)
334	24 – Month 12	INE01CY07P14	6,000.00	02-12-2022	02-12-2024	12	24 Month –	Charge against receivables and current assets	IVR BB+ (Revised)

Sr. No.	Debenture Series	ISIN	Amount Outstanding (₹ in thousand)	Date of Allotment	Final Maturity Date	Coupon (p.a.) in %	Tenure /Period (Months)	Security	Credit Rating and Outlook
335	24 – Month 12	INE01CY07P22	6,550.00	02-12-2022	02-12-2024	12	24 – Month	Charge against receivables and current assets	IVR BB+ (Revised)
336	36 – Month 12.75	INE01CY07O72	6,250.00	02-12-2022	02-12-2025	12.75	36 – Month	Charge against receivables and current assets	IVR BB+ (Revised)
337	36 – Month 11.75	INE01CY07O80	5,670.00	02-12-2022	02-12-2025	11.75	36 – Month	Charge against receivables and current assets	IVR BB+ (Revised)
338	36 – Month 12.25	INE01CY07P06	10,940.00	02-12-2022	02-12-2025	12.25	36 – Month	Charge against receivables and current assets	IVR BB+ (Revised)
339	36 – Month 12.25	INE01CY07P48	1,650.00	02-12-2022	02-12-2025	12.25	36 – Month	Charge against receivables and current assets	IVR BB+ (Revised)

Sr. No.	Debenture Series	ISIN	Amount Outstanding (₹ in thousand)	Date of Allotment	Final Maturity Date	Coupon (p.a.) in %	Tenure /Period (Months)	Security	Credit Rating and Outlook
340	68 – Month 13.01	INE01CY07O64	9,920.00	02-12-2022	02-08-2028	13.01	68 – Month	Charge against receivables and current assets	IVR BB+ (Revised)
341	13 – Month 12	INE01CY07Q54	4,730.00	17-12-2022	17-01-2024	12	13 – Month	Charge against receivables and current assets	IVR BB+ (Revised)
342	13 – Month 11.5	INE01CY07Q62	7,530.00	17-12-2022	17-01-2024	11.5	13 – Month	Charge against receivables and current assets	IVR BB+ (Revised)
343	13 – Month 11	INE01CY07S03	2,610.00	17-12-2022	17-01-2024	11	13 – Month	Charge against receivables and current assets	IVR BB+ (Revised)
344	13 – Month 11.5	INE01CY07S37	5,956.00	17-12-2022	17-01-2024	11.5	13 – Month	Charge against receivables and current assets	IVR BB+ (Revised)

Sr. No.	Debenture Series	ISIN	Amount Outstanding (₹ in thousand)	Date of Allotment	Final Maturity Date	Coupon (p.a.) in %	Tenure /Period (Months)	Security	Credit Rating and Outlook
345	24 – Month 12	INE01CY07Q39	4,485.00	17-12-2022	17-12-2024	12	24 – Month	Charge against receivables and current assets	IVR BB+ (Revised)
346	24 – Month 11.5	INE01CY07Q47	3,900.00	17-12-2022	17-12-2024	11.5	24 – Month	Charge against receivables and current assets	IVR BB+ (Revised)
347	24 – Month 12.5	INE01CY07R87	4,499.00	17-12-2022	17-12-2024	12.5	24 – Month	Charge against receivables and current assets	IVR BB+ (Revised)
348	24 – Month 12	INE01CY07U90	9,520.00	17-12-2022	17-12-2024	12	24 – Month	Charge against receivables and current assets	IVR BB+ (Revised)
349	36 – Month 11.75	INE01CY07P97	5,840.00	17-12-2022	17-12-2025	11.75	36 – Month	Charge against receivables and current assets	IVR BB+ (Revised)

Sr. No.	Debenture Series	ISIN	Amount Outstanding (₹ in thousand)	Date of Allotment	Final Maturity Date	Coupon (p.a.) in %	Tenure /Period (Months)	Security	Credit Rating and Outlook
350	36 – Month 12.25	INE01CY07Q05	1,050.00	17-12-2022	17-12-2025	12.25	36 – Month	Charge against receivables and current assets	IVR BB+ (Revised)
351	36 – Month 12.25	INE01CY07Q13	8,590.00	17-12-2022	17-12-2025	12.25	36 – Month	Charge against receivables and current assets	IVR BB+ (Revised)
352	36 – Month 12.75	INE01CY07Q21	970.00	17-12-2022	17-12-2025	12.75	36 – Month	Charge against receivables and current assets	IVR BB+ (Revised)
353	68 – Month 13.01	INE01CY07Q70	4,838.00	17-12-2022	17-08-2028	13.01	68 – Month	Charge against receivables and current assets	IVR BB+ (Revised)
354	13 – Month 11	INE01CY07R79	3,795.00	31-12-2022	31-01-2024	11	13 – Month	Charge against receivables and current assets	IVR BB+ (Revised)

Sr. No.	Debenture Series	ISIN	Amount Outstanding (₹ in thousand)	Date of Allotment	Final Maturity Date	Coupon (p.a.) in %	Tenure /Period (Months)	Security	Credit Rating and Outlook
355	13 – Month 11.5	INE01CY07R95	4,614.00	31-12-2022	31-01-2024	11.5	13 Month –	Charge against receivables and current assets	IVR BB+ (Revised)
356	13 – Month 11.5	INE01CY07S11	5,476.00	31-12-2022	31-01-2024	11.5	13 Month –	Charge against receivables and current assets	IVR BB+ (Revised)
357	13 – Month 12	INE01CY07S29	1,750.00	31-12-2022	31-01-2024	12	13 Month –	Charge against receivables and current assets	IVR BB+ (Revised)
358	24 – Month 12.5	INE01CY07R38	1,575.00	31-12-2022	31-12-2024	12.5	24 Month –	Charge against receivables and current assets	IVR BB+ (Revised)
359	24 – Month 11.5	INE01CY07R46	3,980.00	31-12-2022	31-12-2024	11.5	24 Month –	Charge against receivables and current assets	IVR BB+ (Revised)

Sr. No.	Debenture Series	ISIN	Amount Outstanding (₹ in thousand)	Date of Allotment	Final Maturity Date	Coupon (p.a.) in %	Tenure /Period (Months)	Security	Credit Rating and Outlook
360	24 – Month 12	INE01CY07R53	600.00	31-12-2022	31-12-2024	12	24 – Month	Charge against receivables and current assets	IVR BB+ (Revised)
361	24 – Month 12	INE01CY07R61	7,050.00	31-12-2022	31-12-2024	12	24 – Month	Charge against receivables and current assets	IVR BB+ (Revised)
362	36 – Month 12.75	INE01CY07Q96	700.00	31-12-2022	31-12-2025	12.75	36 – Month	Charge against receivables and current assets	IVR BB+ (Revised)
363	36 – Month 12.25	INE01CY07R04	1,120.00	31-12-2022	31-12-2025	12.25	36 – Month	Charge against receivables and current assets	IVR BB+ (Revised)
364	36 – Month 12.25	INE01CY07R12	12,530.00	31-12-2022	31-12-2025	12.25	36 – Month	Charge against receivables and current assets	IVR BB+ (Revised)

Sr. No.	Debenture Series	ISIN	Amount Outstanding (₹ in thousand)	Date of Allotment	Final Maturity Date	Coupon (p.a.) in %	Tenure /Period (Months)	Security	Credit Rating and Outlook
365	36 – Month 11.75	INE01CY07R20	13,710.00	31-12-2022	31-12-2025	11.75	36 – Month	Charge against receivables and current assets	IVR BB+ (Revised)
366	68 – Month 13.01	INE01CY07Q88	5,665.00	31-12-2022	31-08-2028	13.01	68 – Month	Charge against receivables and current assets	IVR BB+ (Revised)
367	13 – Month 11	INE01CY07S60	4,525.00	20-01-2023	20-02-2024	11	13 – Month	Charge against receivables and current assets	IVR BB+ (Revised)
368	13 – Month 12	INE01CY07S78	5,722.00	20-01-2023	20-02-2024	12	13 – Month	Charge against receivables and current assets	IVR BB+ (Revised)
369	13 – Month 11.5	INE01CY07U41	5,320.00	20-01-2023	20-02-2024	11.5	13 – Month	Charge against receivables and current assets	IVR BB+ (Revised)

Sr. No.	Debenture Series	ISIN	Amount Outstanding (₹ in thousand)	Date of Allotment	Final Maturity Date	Coupon (p.a.) in %	Tenure /Period (Months)	Security	Credit Rating and Outlook
370	13 – Month 11.5	INE01CY07U74	4,750.00	20-01-2023	20-02-2024	11.5	13 – Month	Charge against receivables and current assets	IVR BB+ (Revised)
371	24 – Month 11.5	INE01CY07S86	5,875.00	20-01-2023	20-01-2025	11.5	24 – Month	Charge against receivables and current assets	IVR BB+ (Revised)
372	24 – Month 12.5	INE01CY07S94	2,140.00	20-01-2023	20-01-2025	12.5	24 – Month	Charge against receivables and current assets	IVR BB+ (Revised)
373	24 – Month 12	INE01CY07U58	7,515.00	20-01-2023	20-01-2025	12	24 – Month	Charge against receivables and current assets	IVR BB+ (Revised)
374	24 – Month 12	INE01CY07U66	1,165.00	20-01-2023	20-01-2025	12	24 – Month	Charge against receivables and current assets	IVR BB+ (Revised)

Sr. No.	Debenture Series	ISIN	Amount Outstanding (₹ in thousand)	Date of Allotment	Final Maturity Date	Coupon (p.a.) in %	Tenure /Period (Months)	Security	Credit Rating and Outlook
375	36 – Month 12.25	INE01CY07S45	425.00	20-01-2023	20-01-2026	12.25	36 – Month	Charge against receivables and current assets	IVR BB+ (Revised)
376	36 – Month 12.75	INE01CY07S52	600.00	20-01-2023	20-01-2026	12.75	36 – Month	Charge against receivables and current assets	IVR BB+ (Revised)
377	36 – Month 11.75	INE01CY07T02	9,610.00	20-01-2023	20-01-2026	11.75	36 – Month	Charge against receivables and current assets	IVR BB+ (Revised)
378	36 – Month 12.25	INE01CY07T10	7,400.00	20-01-2023	20-01-2026	12.25	36 – Month	Charge against receivables and current assets	IVR BB+ (Revised)
379	68 – Month 13.01	INE01CY07U82	6,155.00	20-01-2023	20-09-2028	13.01	68 – Month	Charge against receivables and current assets	IVR BB+ (Revised)

Sr. No.	Debenture Series	ISIN	Amount Outstanding (₹ in thousand)	Date of Allotment	Final Maturity Date	Coupon (p.a.) in %	Tenure /Period (Months)	Security	Credit Rating and Outlook
380	13 – Month 11.5	INE01CY07T44	4,625.00	07-02-2023	07-03-2024	11.5	13 Month –	Charge against receivables and current assets	IVR BB+ (Revised)
381	13 – Month 11.5	INE01CY07T51	6,730.00	07-02-2023	07-03-2024	11.5	13 Month –	Charge against receivables and current assets	IVR BB+ (Revised)
382	13 – Month 12	INE01CY07T77	9,395.00	07-02-2023	07-03-2024	12	13 Month –	Charge against receivables and current assets	IVR BB+ (Revised)
383	13 – Month 11	INE01CY07V65	4,611.00	07-02-2023	07-03-2024	11	13 Month –	Charge against receivables and current assets	IVR BB+ (Revised)
384	24 – Month 12.5	INE01CY07T28	2,367.00	07-02-2023	07-02-2025	12.5	24 Month –	Charge against receivables and current assets	IVR BB+ (Revised)

Sr. No.	Debenture Series	ISIN	Amount Outstanding (₹ in thousand)	Date of Allotment	Final Maturity Date	Coupon (p.a.) in %	Tenure /Period (Months)	Security	Credit Rating and Outlook
385	24 – Month 12	INE01CY07T36	1,100.00	07-02-2023	07-02-2025	12	24 – Month	Charge against receivables and current assets	IVR BB+ (Revised)
386	24 – Month 12	INE01CY07T69	6,630.00	07-02-2023	07-02-2025	12	24 – Month	Charge against receivables and current assets	IVR BB+ (Revised)
387	24 – Month 11.5	INE01CY07U33	6,950.00	07-02-2023	07-02-2025	11.5	24 – Month	Charge against receivables and current assets	IVR BB+ (Revised)
388	36 – Month 12.75	INE01CY07T85	350.00	07-02-2023	07-02-2026	12.75	36 – Month	Charge against receivables and current assets	IVR BB+ (Revised)
389	36 – Month 12.25	INE01CY07T93	800.00	07-02-2023	07-02-2026	12.25	36 – Month	Charge against receivables and current assets	IVR BB+ (Revised)

Sr. No.	Debenture Series	ISIN	Amount Outstanding (₹ in thousand)	Date of Allotment	Final Maturity Date	Coupon (p.a.) in %	Tenure /Period (Months)	Security	Credit Rating and Outlook
390	36 – Month 12.25	INE01CY07U09	9,046.00	07-02-2023	07-02-2026	12.25	36 – Month	Charge against receivables and current assets	IVR BB+ (Revised)
391	36 – Month 11.75	INE01CY07U17	5,160.00	07-02-2023	07-02-2026	11.75	36 – Month	Charge against receivables and current assets	IVR BB+ (Revised)
392	68 – Month 13.01	INE01CY07U25	4,930.00	07-02-2023	07-10-2028	13.01	68 – Month	Charge against receivables and current assets	IVR BB+ (Revised)
393	13 – Month 12	INE01CY07V32	8,295.00	23-02-2023	23-03-2024	12	13 – Month	Charge against receivables and current assets	IVR BB+ (Revised)
394	13 – Month 11.5	INE01CY07V40	3,235.00	23-02-2023	23-03-2024	11.5	13 – Month	Charge against receivables and current assets	IVR BB+ (Revised)

Sr. No.	Debenture Series	ISIN	Amount Outstanding (₹ in thousand)	Date of Allotment	Final Maturity Date	Coupon (p.a.) in %	Tenure /Period (Months)	Security	Credit Rating and Outlook
395	13 – Month 11.5	INE01CY07V57	10,540.00	23-02-2023	23-03-2024	11.5	13 – Month	Charge against receivables and current assets	IVR BB+ (Revised)
396	13 – Month 11	INE01CY07V73	4,350.00	23-02-2023	23-03-2024	11	13 – Month	Charge against receivables and current assets	IVR BB+ (Revised)
397	24 – Month 12.5	INE01CY07V24	3,695.00	23-02-2023	23-02-2025	12.5	24 – Month	Charge against receivables and current assets	IVR BB+ (Revised)
398	24 – Month 12	INE01CY07V81	220.00	23-02-2023	23-02-2025	12	24 – Month	Charge against receivables and current assets	IVR BB+ (Revised)
399	24 – Month 12	INE01CY07V99	6,325.00	23-02-2023	23-02-2025	12	24 – Month	Charge against receivables and current assets	IVR BB+ (Revised)

Sr. No.	Debenture Series	ISIN	Amount Outstanding (₹ in thousand)	Date of Allotment	Final Maturity Date	Coupon (p.a.) in %	Tenure /Period (Months)	Security	Credit Rating and Outlook
400	24 – Month 11.5	INE01CY07W15	4,090.00	23-02-2023	23-02-2025	11.5	24 – Month	Charge against receivables and current assets	IVR BB+ (Revised)
401	36 – Month 12.75	INE01CY07V08	1,575.00	23-02-2023	23-02-2026	12.75	36 – Month	Charge against receivables and current assets	IVR BB+ (Revised)
402	36 – Month 12.25	INE01CY07V16	2,450.00	23-02-2023	23-02-2026	12.25	36 – Month	Charge against receivables and current assets	IVR BB+ (Revised)
403	36 – Month 12.25	INE01CY07W07	10,495.00	23-02-2023	23-02-2026	12.25	36 – Month	Charge against receivables and current assets	IVR BB+ (Revised)
404	36 – Month 11.75	INE01CY07W31	1,975.00	23-02-2023	23-02-2026	11.75	36 – Month	Charge against receivables and current assets	IVR BB+ (Revised)

Sr. No.	Debenture Series	ISIN	Amount Outstanding (₹ in thousand)	Date of Allotment	Final Maturity Date	Coupon (p.a.) in %	Tenure /Period (Months)	Security	Credit Rating and Outlook
405	68 – Month 13.01	INE01CY07W23	4,849.00	23-02-2023	23-10-2028	13.01	68 – Month	Charge against receivables and current assets	IVR BB+ (Revised)
406	13 – Month 11	INE01CY07W80	7,245.00	14-03-2023	14-04-2024	11	13 – Month	Charge against receivables and current assets	IVR BB+ (Revised)
407	13 – Month 11.5	INE01CY07W98	4,655.00	14-03-2023	14-04-2024	11.5	13 – Month	Charge against receivables and current assets	IVR BB+ (Revised)
408	13 – Month 11.5	INE01CY07X06	7,690.00	14-03-2023	14-04-2024	11.5	13 – Month	Charge against receivables and current assets	IVR BB+ (Revised)
409	13 – Month 12	INE01CY07X14	10,655.00	14-03-2023	14-04-2024	12	13 – Month	Charge against receivables and current assets	IVR BB+ (Revised)

Sr. No.	Debenture Series	ISIN	Amount Outstanding (₹ in thousand)	Date of Allotment	Final Maturity Date	Coupon (p.a.) in %	Tenure /Period (Months)	Security	Credit Rating and Outlook
410	24 – Month 11.5	INE01CY07X22	9,700.00	14-03-2023	14-03-2025	11.5	24 – Month	Charge against receivables and current assets	IVR BB+ (Revised)
411	24 – Month 12	INE01CY07X30	8,850.00	14-03-2023	14-03-2025	12	24 – Month	Charge against receivables and current assets	IVR BB+ (Revised)
412	24 – Month 12	INE01CY07X48	1,300.00	14-03-2023	14-03-2025	12	24 – Month	Charge against receivables and current assets	IVR BB+ (Revised)
413	24 – Month 12.5	INE01CY07Y62	1,918.00	14-03-2023	14-03-2025	12.5	24 – Month	Charge against receivables and current assets	IVR BB+ (Revised)
414	36 – Month 11.75	INE01CY07X55	9,800.00	14-03-2023	14-03-2026	11.75	36 – Month	Charge against receivables and current assets	IVR BB+ (Revised)

Sr. No.	Debenture Series	ISIN	Amount Outstanding (₹ in thousand)	Date of Allotment	Final Maturity Date	Coupon (p.a.) in %	Tenure /Period (Months)	Security	Credit Rating and Outlook
415	36 – Month 12.25	INE01CY07X63	12,750.00	14-03-2023	14-03-2026	12.25	36 – Month	Charge against receivables and current assets	IVR BB+ (Revised)
416	36 – Month 12.75	INE01CY07X71	520.00	14-03-2023	14-03-2026	12.75	36 – Month	Charge against receivables and current assets	IVR BB+ (Revised)
417	36 – Month 12.25	INE01CY07Y54	1,200.00	14-03-2023	14-03-2026	12.25	36 – Month	Charge against receivables and current assets	IVR BB+ (Revised)
418	68 – Month 13.01	INE01CY07X89	9,270.00	14-03-2023	14-11-2028	13.01	68 – Month	Charge against receivables and current assets	IVR BB+ (Revised)
419	13 – Month 12	INE01CY070B2	5,300.00	29-03-2023	29-04-2024	12	13 – Month	Charge against receivables and current assets	IVR BB+ (Revised)

Sr. No.	Debenture Series	ISIN	Amount Outstanding (₹ in thousand)	Date of Allotment	Final Maturity Date	Coupon (p.a.) in %	Tenure /Period (Months)	Security	Credit Rating and Outlook
420	13 – Month 11.5	INE01CY07Z61	4,380.00	29-03-2023	29-04-2024	11.5	13 – Month	Charge against receivables and current assets	IVR BB+ (Revised)
421	13 – Month 11.5	INE01CY07Z79	3,710.00	29-03-2023	29-04-2024	11.5	13 – Month	Charge against receivables and current assets	IVR BB+ (Revised)
422	13 – Month 11	INE01CY07Z87	7,750.00	29-03-2023	29-04-2024	11	13 – Month	Charge against receivables and current assets	IVR BB+ (Revised)
423	24 – Month 12	INE01CY07Z20	8,300.00	29-03-2023	29-03-2025	12	24 – Month	Charge against receivables and current assets	IVR BB+ (Revised)
424	24 – Month 12.5	INE01CY07Z38	760.00	29-03-2023	29-03-2025	12.5	24 – Month	Charge against receivables and current assets	IVR BB+ (Revised)

Sr. No.	Debenture Series	ISIN	Amount Outstanding (₹ in thousand)	Date of Allotment	Final Maturity Date	Coupon (p.a.) in %	Tenure /Period (Months)	Security	Credit Rating and Outlook
425	24 – Month 12	INE01CY07Z46	200.00	29-03-2023	29-03-2025	12	24 – Month	Charge against receivables and current assets	IVR BB+ (Revised)
426	24 – Month 11.5	INE01CY07Z53	3,450.00	29-03-2023	29-03-2025	11.5	24 – Month	Charge against receivables and current assets	IVR BB+ (Revised)
427	36 – Month 12.75	INE01CY07Y88	690.00	29-03-2023	29-03-2026	12.75	36 – Month	Charge against receivables and current assets	IVR BB+ (Revised)
428	36 – Month 12.25	INE01CY07Y96	20,665.00	29-03-2023	29-03-2026	12.25	36 – Month	Charge against receivables and current assets	IVR BB+ (Revised)
429	36 – Month 12.25	INE01CY07Z04	325.00	29-03-2023	29-03-2026	12.25	36 – Month	Charge against receivables and current assets	IVR BB+ (Revised)

Sr. No.	Debenture Series	ISIN	Amount Outstanding (₹ in thousand)	Date of Allotment	Final Maturity Date	Coupon (p.a.) in %	Tenure /Period (Months)	Security	Credit Rating and Outlook
430	36 – Month 11.75	INE01CY07Z12	9,260.00	29-03-2023	29-03-2026	11.75	36 – Month	Charge against receivables and current assets	IVR BB+ (Revised)
431	68 – Month 13.01	INE01CY07Y70	6,400.00	29-03-2023	29-11-2028	13.01	68 – Month	Charge against receivables and current assets	IVR BB+ (Revised)
432	13 – Month 11	INE01CY07X97	3,110.00	31-03-2023	30-04-2024	11	13 – Month	Charge against receivables and current assets	IVR BB+ (Revised)
433	13 – Month 11.5	INE01CY07Y05	6,100.00	31-03-2023	30-04-2024	11.5	13 – Month	Charge against receivables and current assets	IVR BB+ (Revised)
434	13 – Month 12	INE01CY07Y13	1,781.00	31-03-2023	30-04-2024	12	13 – Month	Charge against receivables and current assets	IVR BB+ (Revised)

Sr. No.	Debenture Series	ISIN	Amount Outstanding (₹ in thousand)	Date of Allotment	Final Maturity Date	Coupon (p.a.) in %	Tenure /Period (Months)	Security	Credit Rating and Outlook
435	13 – Month 11.5	INE01CY07Y21	3,220.00	31-03-2023	30-04-2024	11.5	13 – Month	Charge against receivables and current assets	IVR BB+ (Revised)
436	24 – Month 12.5	INE01CY07W49	800.00	31-03-2023	31-03-2025	12.5	24 – Month	Charge against receivables and current assets	IVR BB+ (Revised)
437	24 – Month 11.5	INE01CY07Y39	2,200.00	31-03-2023	31-03-2025	11.5	24 – Month	Charge against receivables and current assets	IVR BB+ (Revised)
438	24 – Month 12	INE01CY07Y47	3,045.00	31-03-2023	31-03-2025	12	24 – Month	Charge against receivables and current assets	IVR BB+ (Revised)
439	24 – Month 12	INE01CY07Z95	4,900.00	31-03-2023	31-03-2025	12	24 – Month	Charge against receivables and current assets	IVR BB+ (Revised)

Sr. No.	Debenture Series	ISIN	Amount Outstanding (₹ in thousand)	Date of Allotment	Final Maturity Date	Coupon (p.a.) in %	Tenure /Period (Months)	Security	Credit Rating and Outlook
440	36 – Month 11.75	INE01CY07W56	2,850.00	31-03-2023	31-03-2026	11.75	36 – Month	Charge against receivables and current assets	IVR BB+ (Revised)
441	36 – Month 12.25	INE01CY07W64	3,712.00	31-03-2023	31-03-2026	12.25	36 – Month	Charge against receivables and current assets	IVR BB+ (Revised)
442	36 – Month 12.25	INE01CY07W72	1,125.00	31-03-2023	31-03-2026	12.25	36 – Month	Charge against receivables and current assets	IVR BB+ (Revised)
443	68 – Month 13.01	INE01CY070A4	2,375.00	31-03-2023	30-11-2028	13.01	68 – Month	Charge against receivables and current assets	IVR BB+ (Revised)
444	13 – Month 11	INE01CY070L1	3,018.00	13-04-2023	13-05-2024	11	13 – Month	Charge against receivables and current assets	IVR BB+ (Revised)

Sr. No.	Debenture Series	ISIN	Amount Outstanding (₹ in thousand)	Date of Allotment	Final Maturity Date	Coupon (p.a.) in %	Tenure /Period (Months)	Security	Credit Rating and Outlook
445	13 – Month 12	INE01CY070M9	5,345.00	13-04-2023	13-05-2024	12	13 Month –	Charge against receivables and current assets	IVR BB+ (Revised)
446	13 – Month 11.5	INE01CY070N7	5,300.00	13-04-2023	13-05-2024	11.5	13 Month –	Charge against receivables and current assets	IVR BB+ (Revised)
447	13 – Month 11.5	INE01CY070O5	4,220.00	13-04-2023	13-05-2024	11.5	13 Month –	Charge against receivables and current assets	IVR BB+ (Revised)
448	24 – Month 12	INE01CY070D8	12,575.00	13-04-2023	13-04-2025	12	24 Month –	Charge against receivables and current assets	IVR BB+ (Revised)
449	24 – Month 12.5	INE01CY070I7	1,900.00	13-04-2023	13-04-2025	12.5	24 Month –	Charge against receivables and current assets	IVR BB+ (Revised)

Sr. No.	Debenture Series	ISIN	Amount Outstanding (₹ in thousand)	Date of Allotment	Final Maturity Date	Coupon (p.a.) in %	Tenure /Period (Months)	Security	Credit Rating and Outlook
450	24 – Month 12	INE01CY070J5	1,610.00	13-04-2023	13-04-2025	12	24 – Month	Charge against receivables and current assets	IVR BB+ (Revised)
451	24 – Month 11.5	INE01CY070K3	3,748.00	13-04-2023	13-04-2025	11.5	24 – Month	Charge against receivables and current assets	IVR BB+ (Revised)
452	36 – Month 12.75	INE01CY070E6	940.00	13-04-2023	13-04-2026	12.75	36 – Month	Charge against receivables and current assets	IVR BB+ (Revised)
453	36 – Month 12.25	INE01CY070F3	850.00	13-04-2023	13-04-2026	12.25	36 – Month	Charge against receivables and current assets	IVR BB+ (Revised)
454	36 – Month 12.25	INE01CY070G1	5,350.00	13-04-2023	13-04-2026	12.25	36 – Month	Charge against receivables and current assets	IVR BB+ (Revised)

Sr. No.	Debenture Series	ISIN	Amount Outstanding (₹ in thousand)	Date of Allotment	Final Maturity Date	Coupon (p.a.) in %	Tenure /Period (Months)	Security	Credit Rating and Outlook
455	36 – Month 11.75	INE01CY070H9	6,750.00	13-04-2023	13-04-2026	11.75	36 – Month	Charge against receivables and current assets	IVR BB+ (Revised)
456	68 – Month 13.01	INE01CY070C0	9,780.00	13-04-2023	13-12-2028	13.01	68 – Month	Charge against receivables and current assets	IVR BB+ (Revised)
457	13 – Month 11	INE01CY070W8	2,340.00	27-04-2023	27-05-2024	11	13 – Month	Charge against receivables and current assets	IVR BB+ (Revised)
458	13 – Month 11.5	INE01CY070X6	8,500.00	27-04-2023	27-05-2024	11.5	13 – Month	Charge against receivables and current assets	IVR BB+ (Revised)
459	13 – Month 12	INE01CY070Z1	4,320.00	27-04-2023	27-05-2024	12	13 – Month	Charge against receivables and current assets	IVR BB+ (Revised)

Sr. No.	Debenture Series	ISIN	Amount Outstanding (₹ in thousand)	Date of Allotment	Final Maturity Date	Coupon (p.a.) in %	Tenure /Period (Months)	Security	Credit Rating and Outlook
460	13 – Month 11.5	INE01CY071A2	5,100.00	27-04-2023	27-05-2024	11.5	13 – Month	Charge against receivables and current assets	IVR BB+ (Revised)
461	24 – Month 12.5	INE01CY070T4	1,400.00	27-04-2023	27-04-2025	12.5	24 – Month	Charge against receivables and current assets	IVR BB+ (Revised)
462	24 – Month 12	INE01CY070U2	12,200.00	27-04-2023	27-04-2025	12	24 – Month	Charge against receivables and current assets	IVR BB+ (Revised)
463	24 – Month 11.5	INE01CY070V0	3,965.00	27-04-2023	27-04-2025	11.5	24 – Month	Charge against receivables and current assets	IVR BB+ (Revised)
464	24 – Month 12	INE01CY071B0	1,550.00	27-04-2023	27-04-2025	12	24 – Month	Charge against receivables and current assets	IVR BB+ (Revised)

Sr. No.	Debenture Series	ISIN	Amount Outstanding (₹ in thousand)	Date of Allotment	Final Maturity Date	Coupon (p.a.) in %	Tenure /Period (Months)	Security	Credit Rating and Outlook
465	36 – Month 12.75	INE01CY070P2	400.00	27-04-2023	27-04-2026	12.75	36 – Month	Charge against receivables and current assets	IVR BB+ (Revised)
466	36 – Month 12.25	INE01CY070Q0	635.00	27-04-2023	27-04-2026	12.25	36 – Month	Charge against receivables and current assets	IVR BB+ (Revised)
467	36 – Month 12.25	INE01CY070R8	9,600.00	27-04-2023	27-04-2026	12.25	36 – Month	Charge against receivables and current assets	IVR BB+ (Revised)
468	36 – Month 11.75	INE01CY070S6	3,100.00	27-04-2023	27-04-2026	11.75	36 – Month	Charge against receivables and current assets	IVR BB+ (Revised)
469	68 – Month 13.01	INE01CY070Y4	2,400.00	27-04-2023	27-12-2028	13.01	68 – Month	Charge against receivables and current assets	IVR BB+ (Revised)

Sr. No.	Debenture Series	ISIN	Amount Outstanding (₹ in thousand)	Date of Allotment	Final Maturity Date	Coupon (p.a.) in %	Tenure /Period (Months)	Security	Credit Rating and Outlook
470	13 – Month 11.5	INE01CY071H7	10,015.00	12-05-2023	12-06-2024	11.5	13 Month –	Charge against receivables and current assets	IVR BB+ (Revised)
471	13 – Month 11.5	INE01CY071I5	4,730.00	12-05-2023	12-06-2024	11.5	13 Month –	Charge against receivables and current assets	IVR BB+ (Revised)
472	13 – Month 11	INE01CY071J3	8,475.00	12-05-2023	12-06-2024	11	13 Month –	Charge against receivables and current assets	IVR BB+ (Revised)
473	13 – Month 12	INE01CY071L9	930.00	12-05-2023	12-06-2024	12	13 Month –	Charge against receivables and current assets	IVR BB+ (Revised)
474	24 – Month 12.5	INE01CY071F1	2,350.00	12-05-2023	12-05-2025	12.5	24 Month –	Charge against receivables and current assets	IVR BB+ (Revised)

Sr. No.	Debenture Series	ISIN	Amount Outstanding (₹ in thousand)	Date of Allotment	Final Maturity Date	Coupon (p.a.) in %	Tenure /Period (Months)	Security	Credit Rating and Outlook
475	24 – Month 12	INE01CY071K1	1,955.00	12-05-2023	12-05-2025	12	24 – Month	Charge against receivables and current assets	IVR BB+ (Revised)
476	24 – Month 12	INE01CY071M7	2,735.00	12-05-2023	12-05-2025	12	24 – Month	Charge against receivables and current assets	NA
477	24 – Month 11.5	INE01CY071O3	1,850.00	12-05-2023	12-05-2025	11.5	24 – Month	Charge against receivables and current assets	NA
478	36 – Month 12.75	INE01CY071D6	1,100.00	12-05-2023	12-05-2026	12.75	36 – Month	Charge against receivables and current assets	NA
479	36 – Month 12.25	INE01CY071E4	1,330.00	12-05-2023	12-05-2026	12.25	36 – Month	Charge against receivables and current assets	NA

Sr. No.	Debenture Series	ISIN	Amount Outstanding (₹ in thousand)	Date of Allotment	Final Maturity Date	Coupon (p.a.) in %	Tenure /Period (Months)	Security	Credit Rating and Outlook
480	36 – Month 11.75	INE01CY071G9	6,950.00	12-05-2023	12-05-2026	11.75	36 – Month	Charge against receivables and current assets	NA
481	36 – Month 12.25	INE01CY071N5	6,550.00	12-05-2023	12-05-2026	12.25	36 – Month	Charge against receivables and current assets	NA
482	68 – Month 13.01	INE01CY071C8	8,170.00	12-05-2023	12-01-2029	13.01	68 – Month	Charge against receivables and current assets	NA
483	13 – Month 11	INE01CY071Y2	5,175.00	19-05-2023	19-06-2024	11	13 – Month	Charge against receivables and current assets	NA
484	13 – Month 12	INE01CY071Z9	3,240.00	19-05-2023	19-06-2024	12	13 – Month	Charge against receivables and current assets	NA

Sr. No.	Debenture Series	ISIN	Amount Outstanding (₹ in thousand)	Date of Allotment	Final Maturity Date	Coupon (p.a.) in %	Tenure /Period (Months)	Security	Credit Rating and Outlook
485	13 – Month 11.5	INE01CY072A0	1,470.00	19-05-2023	19-06-2024	11.5	13 Month –	Charge against receivables and current assets	NA
486	13 – Month 11.5	INE01CY072B8	2,555.00	19-05-2023	19-06-2024	11.5	13 Month –	Charge against receivables and current assets	NA
487	24 – Month 12	INE01CY071Q8	4,700.00	19-05-2023	19-05-2025	12	24 Month –	Charge against receivables and current assets	NA
488	24 – Month 12.5	INE01CY071R6	750.00	19-05-2023	19-05-2025	12.5	24 Month –	Charge against receivables and current assets	NA
489	24 – Month 11.5	INE01CY071S4	2,150.00	19-05-2023	19-05-2025	11.5	24 Month –	Charge against receivables and current assets	NA

Sr. No.	Debenture Series	ISIN	Amount Outstanding (₹ in thousand)	Date of Allotment	Final Maturity Date	Coupon (p.a.) in %	Tenure /Period (Months)	Security	Credit Rating and Outlook
490	24 – Month 12	INE01CY071T2	200.00	19-05-2023	19-05-2025	12	24 – Month	Charge against receivables and current assets	NA
491	36 – Month 12.25	INE01CY071P0	2,125.00	19-05-2023	19-05-2026	12.25	36 – Month	Charge against receivables and current assets	NA
492	36 – Month 11.75	INE01CY071U0	4,400.00	19-05-2023	19-05-2026	11.75	36 – Month	Charge against receivables and current assets	NA
493	36 – Month 12.25	INE01CY071V8	500.00	19-05-2023	19-05-2026	12.25	36 – Month	Charge against receivables and current assets	NA
494	36 – Month 12.75	INE01CY071X4	850.00	19-05-2023	19-05-2026	12.75	36 – Month	Charge against receivables and current assets	NA

Sr. No.	Debenture Series	ISIN	Amount Outstanding (₹ in thousand)	Date of Allotment	Final Maturity Date	Coupon (p.a.) in %	Tenure /Period (Months)	Security	Credit Rating and Outlook
495	68 – Month 13.01	INE01CY071W6	1,056.00	19-05-2023	19-01-2029	13.01	68 – Month	Charge against receivables and current assets	NA
496	13 – Month 12	INE01CY072L7	9,427.00	01-06-2023	01-07-2024	12	13 – Month	Charge against receivables and current assets	NA
497	13 – Month 11.5	INE01CY072M5	1,665.00	01-06-2023	01-07-2024	11.5	13 – Month	Charge against receivables and current assets	NA
498	13 – Month 11.5	INE01CY072N3	4,075.00	01-06-2023	01-07-2024	11.5	13 – Month	Charge against receivables and current assets	NA
499	13 – Month 11	INE01CY072O1	5,281.00	01-06-2023	01-07-2024	11	13 – Month	Charge against receivables and current assets	NA

Sr. No.	Debenture Series	ISIN	Amount Outstanding (₹ in thousand)	Date of Allotment	Final Maturity Date	Coupon (p.a.) in %	Tenure /Period (Months)	Security	Credit Rating and Outlook
500	24 – Month 12.5	INE01CY072H5	1,250.00	01-06-2023	01-06-2025	12.5	24 – Month	Charge against receivables and current assets	NA
501	24 – Month 12	INE01CY072I3	5,700.00	01-06-2023	01-06-2025	12	24 – Month	Charge against receivables and current assets	NA
502	24 – Month 12	INE01CY072J1	4,950.00	01-06-2023	01-06-2025	12	24 – Month	Charge against receivables and current assets	NA
503	24 – Month 11.5	INE01CY072K9	4,000.00	01-06-2023	01-06-2025	11.5	24 – Month	Charge against receivables and current assets	NA
504	36 – Month 11.75	INE01CY072C6	6,600.00	01-06-2023	01-06-2026	11.75	36 – Month	Charge against receivables and current assets	NA

Sr. No.	Debenture Series	ISIN	Amount Outstanding (₹ in thousand)	Date of Allotment	Final Maturity Date	Coupon (p.a.) in %	Tenure /Period (Months)	Security	Credit Rating and Outlook
505	36 – Month 12.25	INE01CY072D4	10,850.00	01-06-2023	01-06-2026	12.25	36 Month –	Charge against receivables and current assets	NA
506	36 – Month 12.25	INE01CY072E2	100.00	01-06-2023	01-06-2026	12.25	36 Month –	Charge against receivables and current assets	NA
507	36 – Month 12.75	INE01CY072F9	1,100.00	01-06-2023	01-06-2026	12.75	36 Month –	Charge against receivables and current assets	NA
508	68 – Month 13.01	INE01CY072G7	5,585.00	01-06-2023	01-02-2029	13.01	68 Month –	Charge against receivables and current assets	NA
509	13 – Month 11	INE01CY072P8	3,260.00	14-06-2023	14-07-2024	11	13 Month –	Charge against receivables and current assets	NA

Sr. No.	Debenture Series	ISIN	Amount Outstanding (₹ in thousand)	Date of Allotment	Final Maturity Date	Coupon (p.a.) in %	Tenure /Period (Months)	Security	Credit Rating and Outlook
510	13 – Month 12	INE01CY072T0	5,972.00	14-06-2023	14-07-2024	12	13 Month –	Charge against receivables and current assets	NA
511	13 – Month 11.5	INE01CY072U8	2,245.00	14-06-2023	14-07-2024	11.5	13 Month –	Charge against receivables and current assets	NA
512	13 – Month 11.5	INE01CY072V6	3,165.00	14-06-2023	14-07-2024	11.5	13 Month –	Charge against receivables and current assets	NA
513	24 – Month 11.5	INE01CY072W4	625.00	14-06-2023	14-06-2025	11.5	24 Month –	Charge against receivables and current assets	NA
514	24 – Month 12.5	INE01CY072X2	1,650.00	14-06-2023	14-06-2025	12.5	24 Month –	Charge against receivables and current assets	NA

Sr. No.	Debenture Series	ISIN	Amount Outstanding (₹ in thousand)	Date of Allotment	Final Maturity Date	Coupon (p.a.) in %	Tenure /Period (Months)	Security	Credit Rating and Outlook
515	24 – Month 12	INE01CY072Y0	2,375.00	14-06-2023	14-06-2025	12	24 – Month	Charge against receivables and current assets	NA
516	24 – Month 12	INE01CY073B6	5,525.00	14-06-2023	14-06-2025	12	24 – Month	Charge against receivables and current assets	NA
517	36 – Month 12.25	INE01CY072Q6	60.00	14-06-2023	14-06-2026	12.25	36 – Month	Charge against receivables and current assets	NA
518	36 – Month 12.25	INE01CY072S2	3,000.00	14-06-2023	14-06-2026	12.25	36 – Month	Charge against receivables and current assets	NA
519	36 – Month 11.75	INE01CY072Z7	4,260.00	14-06-2023	14-06-2026	11.75	36 – Month	Charge against receivables and current assets	NA

Sr. No.	Debenture Series	ISIN	Amount Outstanding (₹ in thousand)	Date of Allotment	Final Maturity Date	Coupon (p.a.) in %	Tenure /Period (Months)	Security	Credit Rating and Outlook
520	36 – Month 12.75	INE01CY073A8	950.00	14-06-2023	14-06-2026	12.75	36 – Month	Charge against receivables and current assets	NA
521	68 – Month 13.01	INE01CY072R4	6,806.00	14-06-2023	14-02-2029	13.01	68 – Month	Charge against receivables and current assets	NA
522	36 – Month 12.75	INE01CY073C4	1,325.00	01-07-2023	01-07-2026	12.75	36 – Month	Charge against receivables and current assets	NA
523	13 – Month 11.5	INE01CY073D2	5,435.00	01-07-2023	01-08-2024	11.5	13 – Month	Charge against receivables and current assets	NA
524	13 – Month 11	INE01CY073E0	8,019.00	01-07-2023	01-08-2024	11	13 – Month	Charge against receivables and current assets	NA

Sr. No.	Debenture Series	ISIN	Amount Outstanding (₹ in thousand)	Date of Allotment	Final Maturity Date	Coupon (p.a.) in %	Tenure /Period (Months)	Security	Credit Rating and Outlook
525	13 – Month 11.5	INE01CY073F7	4,515.00	01-07-2023	01-08-2024	11.5	13 Month –	Charge against receivables and current assets	NA
526	68 – Month 13.01	INE01CY073G5	7,040.00	01-07-2023	01-03-2029	13.01	68 Month –	Charge against receivables and current assets	NA
527	13 – Month 12	INE01CY073H3	7,377.00	01-07-2023	01-08-2024	12	13 Month –	Charge against receivables and current assets	NA
528	24 – Month 11.5	INE01CY073I1	3,825.00	01-07-2023	01-07-2025	11.5	24 Month –	Charge against receivables and current assets	NA
529	24 – Month 12	INE01CY073J9	7,450.00	01-07-2023	01-07-2025	12	24 Month –	Charge against receivables and current assets	NA

Sr. No.	Debenture Series	ISIN	Amount Outstanding (₹ in thousand)	Date of Allotment	Final Maturity Date	Coupon (p.a.) in %	Tenure /Period (Months)	Security	Credit Rating and Outlook
530	24 – Month 12	INE01CY073K7	1,330.00	01-07-2023	01-07-2025	12	24 – Month	Charge against receivables and current assets	NA
531	36 – Month 11.75	INE01CY073L5	6,200.00	01-07-2023	01-07-2026	11.75	36 – Month	Charge against receivables and current assets	NA
532	24 – Month 12.5	INE01CY073M3	300.00	01-07-2023	01-07-2025	12.5	24 – Month	Charge against receivables and current assets	NA
533	36 – Month 12.25	INE01CY073N1	11,250.00	01-07-2023	01-07-2026	12.25	36 – Month	Charge against receivables and current assets	NA
534	36 – Month 12.25	INE01CY073O9	500.00	01-07-2023	01-07-2026	12.25	36 – Month	Charge against receivables and current assets	NA

Sr. No.	Debenture Series	ISIN	Amount Outstanding (₹ in thousand)	Date of Allotment	Final Maturity Date	Coupon (p.a.) in %	Tenure /Period (Months)	Security	Credit Rating and Outlook
535	13 – Month 11	INE01CY073P6	5,290.00	14-07-2023	14-08-2024	11	13 Month –	Charge against receivables and current assets	NA
536	13 – Month 11.5	INE01CY073Q4	4,925.00	14-07-2023	14-08-2024	11.5	13 Month –	Charge against receivables and current assets	NA
537	13 – Month 11.5	INE01CY073R2	8,265.00	14-07-2023	14-08-2024	11.5	13 Month –	Charge against receivables and current assets	NA
538	24 – Month 11.5	INE01CY073S0	4,810.00	14-07-2023	14-07-2025	11.5	24 Month –	Charge against receivables and current assets	NA
539	13 – Month 12	INE01CY073T8	5,812.00	14-07-2023	14-08-2024	12	13 Month –	Charge against receivables and current assets	NA

Sr. No.	Debenture Series	ISIN	Amount Outstanding (₹ in thousand)	Date of Allotment	Final Maturity Date	Coupon (p.a.) in %	Tenure /Period (Months)	Security	Credit Rating and Outlook
540	24 – Month 12	INE01CY073U6	9,255.00	14-07-2023	14-07-2025	12	24 – Month	Charge against receivables and current assets	NA
541	24 – Month 12	INE01CY073V4	1,970.00	14-07-2023	14-07-2025	12	24 – Month	Charge against receivables and current assets	NA
542	24 – Month 12.5	INE01CY073W2	828.00	14-07-2023	14-07-2025	12.5	24 – Month	Charge against receivables and current assets	NA
543	36 – Month 11.75	INE01CY073X0	6,785.00	14-07-2023	14-07-2026	11.75	36 – Month	Charge against receivables and current assets	NA
544	36 – Month 12.25	INE01CY073Y8	15,025.00	14-07-2023	14-07-2026	12.25	36 – Month	Charge against receivables and current assets	NA

Sr. No.	Debenture Series	ISIN	Amount Outstanding (₹ in thousand)	Date of Allotment	Final Maturity Date	Coupon (p.a.) in %	Tenure /Period (Months)	Security	Credit Rating and Outlook
545	36 – Month 12.75	INE01CY073Z5	300.00	14-07-2023	14-07-2026	12.75	36 Month –	Charge against receivables and current assets	NA
546	36 – Month 12.25	INE01CY074A6	600.00	14-07-2023	14-07-2026	12.25	36 Month –	Charge against receivables and current assets	NA
547	68 – Month 13.01	INE01CY074B4	7,140.00	14-07-2023	14-03-2029	13.01	68 Month –	Charge against receivables and current assets	NA
548	36 – Month 12.25	INE01CY074C2	860.00	28-07-2023	28-07-2026	12.25	36 Month –	Charge against receivables and current assets	NA
549	36 – Month 12.75	INE01CY074D0	2,375.00	28-07-2023	28-07-2026	12.75	36 Month –	Charge against receivables and current assets	NA

Sr. No.	Debenture Series	ISIN	Amount Outstanding (₹ in thousand)	Date of Allotment	Final Maturity Date	Coupon (p.a.) in %	Tenure /Period (Months)	Security	Credit Rating and Outlook
550	36 – Month 12.25	INE01CY074E8	15,230.00	28-07-2023	28-07-2026	12.25	36 – Month	Charge against receivables and current assets	NA
551	36 – Month 11.75	INE01CY074F5	5,600.00	28-07-2023	28-07-2026	11.75	36 – Month	Charge against receivables and current assets	NA
552	24 – Month 12	INE01CY074G3	7,055.00	28-07-2023	28-07-2025	12	24 – Month	Charge against receivables and current assets	NA
553	24 – Month 12	INE01CY074H1	400.00	28-07-2023	28-07-2025	12	24 – Month	Charge against receivables and current assets	NA
554	68 – Month 13.01	INE01CY074I9	5,895.00	28-07-2023	28-03-2029	13.01	68 – Month	Charge against receivables and current assets	NA

Sr. No.	Debenture Series	ISIN	Amount Outstanding (₹ in thousand)	Date of Allotment	Final Maturity Date	Coupon (p.a.) in %	Tenure /Period (Months)	Security	Credit Rating and Outlook
555	13 – Month 12	INE01CY074J7	5,370.00	28-07-2023	28-08-2024	12	13 Month –	Charge against receivables and current assets	NA
556	13 – Month 11.5	INE01CY074K5	6,962.00	28-07-2023	28-08-2024	11.5	13 Month –	Charge against receivables and current assets	NA
557	24 – Month 12.5	INE01CY074L3	3,590.00	28-07-2023	28-07-2025	12.5	24 Month –	Charge against receivables and current assets	NA
558	24 – Month 11.5	INE01CY074M1	4,350.00	28-07-2023	28-07-2025	11.5	24 Month –	Charge against receivables and current assets	NA
559	13 – Month 11.5	INE01CY074N9	2,782.00	28-07-2023	28-08-2024	11.5	13 Month –	Charge against receivables and current assets	NA

Sr. No.	Debenture Series	ISIN	Amount Outstanding (₹ in thousand)	Date of Allotment	Final Maturity Date	Coupon (p.a.) in %	Tenure /Period (Months)	Security	Credit Rating and Outlook
560	13 – Month 11	INE01CY074O7	7,605.00	28-07-2023	28-08-2024	11	13 – Month	Charge against receivables and current assets	NA
561	24 – Month 12	INE01CY074P4	9,065.00	10-08-2023	10-08-2025	12	24 – Month	Charge against receivables and current assets	NA
562	13 – Month 11.5	INE01CY074Q2	6,580.00	10-08-2023	10-09-2024	11.5	13 – Month	Charge against receivables and current assets	NA
563	13 – Month 11.5	INE01CY074R0	5,200.00	10-08-2023	10-09-2024	11.5	13 – Month	Charge against receivables and current assets	NA
564	68 – Month 13.01	INE01CY074S8	6,210.00	10-08-2023	10-04-2029	13.01	68 – Month	Charge against receivables and current assets	NA

Sr. No.	Debenture Series	ISIN	Amount Outstanding (₹ in thousand)	Date of Allotment	Final Maturity Date	Coupon (p.a.) in %	Tenure /Period (Months)	Security	Credit Rating and Outlook
565	13 – Month 11	INE01CY074T6	4,335.00	10-08-2023	10-09-2024	11	13 – Month	Charge against receivables and current assets	NA
566	36 – Month 12.25	INE01CY074U4	2,500.00	10-08-2023	10-08-2026	12.25	36 – Month	Charge against receivables and current assets	NA
567	36 – Month 12.25	INE01CY074V2	4,392.00	10-08-2023	10-08-2026	12.25	36 – Month	Charge against receivables and current assets	NA
568	36 – Month 11.75	INE01CY074W0	3,570.00	10-08-2023	10-08-2026	11.75	36 – Month	Charge against receivables and current assets	NA
569	24 – Month 12.5	INE01CY074X8	4,820.00	10-08-2023	10-08-2025	12.5	24 – Month	Charge against receivables and current assets	NA

Sr. No.	Debenture Series	ISIN	Amount Outstanding (₹ in thousand)	Date of Allotment	Final Maturity Date	Coupon (p.a.) in %	Tenure /Period (Months)	Security	Credit Rating and Outlook
570	24 – Month 11.5	INE01CY074Y6	10,140.00	10-08-2023	10-08-2025	11.5	24 – Month	Charge against receivables and current assets	NA
571	13 – Month 12	INE01CY074Z3	5,880.00	10-08-2023	10-09-2024	12	13 – Month	Charge against receivables and current assets	NA
572	24 – Month 12	INE01CY075A3	2,885.00	10-08-2023	10-08-2025	12	24 – Month	Charge against receivables and current assets	NA
573	36 – Month 12.75	INE01CY075B1	700.00	10-08-2023	10-08-2026	12.75	36 – Month	Charge against receivables and current assets	NA
574	13 – Month 11.5	INE01CY075C9	6,770.00	24-08-2023	24-09-2024	11.5	13 – Month	Charge against receivables and current assets	NA

Sr. No.	Debenture Series	ISIN	Amount Outstanding (₹ in thousand)	Date of Allotment	Final Maturity Date	Coupon (p.a.) in %	Tenure /Period (Months)	Security	Credit Rating and Outlook
575	13 – Month 12	INE01CY075D7	7,710.00	24-08-2023	24-09-2024	12	13 Month –	Charge against receivables and current assets	NA
576	13 – Month 11.5	INE01CY075E5	4,505.00	24-08-2023	24-09-2024	11.5	13 Month –	Charge against receivables and current assets	NA
577	13 – Month 11	INE01CY075F2	6,915.00	24-08-2023	24-09-2024	11	13 Month –	Charge against receivables and current assets	NA
578	24 – Month 12.5	INE01CY075G0	1,300.00	24-08-2023	24-08-2025	12.5	24 Month –	Charge against receivables and current assets	NA
579	36 – Month 11.75	INE01CY075H8	3,370.00	24-08-2023	24-08-2026	11.75	36 Month –	Charge against receivables and current assets	NA

Sr. No.	Debenture Series	ISIN	Amount Outstanding (₹ in thousand)	Date of Allotment	Final Maturity Date	Coupon (p.a.) in %	Tenure /Period (Months)	Security	Credit Rating and Outlook
580	36 – Month 12.25	INE01CY075I6	5,500.00	24-08-2023	24-08-2026	12.25	36 – Month	Charge against receivables and current assets	NA
581	36 – Month 12.25	INE01CY075J4	150.00	24-08-2023	24-08-2026	12.25	36 – Month	Charge against receivables and current assets	NA
582	36 – Month 12.75	INE01CY075K2	6,200.00	24-08-2023	24-08-2026	12.75	36 – Month	Charge against receivables and current assets	NA
583	68 – Month 13.01	INE01CY075L0	15,250.00	24-08-2023	24-04-2029	13.01	68 – Month	Charge against receivables and current assets	NA
584	24 – Month 11.5	INE01CY075M8	4,330.00	24-08-2023	24-08-2025	11.5	24 – Month	Charge against receivables and current assets	NA

Sr. No.	Debenture Series	ISIN	Amount Outstanding (₹ in thousand)	Date of Allotment	Final Maturity Date	Coupon (p.a.) in %	Tenure /Period (Months)	Security	Credit Rating and Outlook
585	24 – Month 12	INE01CY075N6	3,450.00	24-08-2023	24-08-2025	12	24 – Month	Charge against receivables and current assets	NA
586	24 – Month 12	INE01CY075O4	2,020.00	24-08-2023	24-08-2025	12	24 – Month	Charge against receivables and current assets	NA
587	68 – Month 13.01	INE01CY075P1	11,489.00	08-09-2023	08-05-2029	13.01	68 – Month	Charge against receivables and current assets	NA
588	13 – Month 11.5	INE01CY075Q9	5,000.00	08-09-2023	08-10-2024	11.5	13 – Month	Charge against receivables and current assets	NA
589	36 – Month 12.25	INE01CY075R7	800.00	08-09-2023	08-09-2026	12.25	36 – Month	Charge against receivables and current assets	NA

Sr. No.	Debenture Series	ISIN	Amount Outstanding (₹ in thousand)	Date of Allotment	Final Maturity Date	Coupon (p.a.) in %	Tenure /Period (Months)	Security	Credit Rating and Outlook
590	36 – Month 12.75	INE01CY075S5	2,150.00	08-09-2023	08-09-2026	12.75	36 – Month	Charge against receivables and current assets	NA
591	36 – Month 12.25	INE01CY075T3	11,230.00	08-09-2023	08-09-2026	12.25	36 – Month	Charge against receivables and current assets	NA
592	13 – Month 11	INE01CY075U1	4,640.00	08-09-2023	08-10-2024	11	13 – Month	Charge against receivables and current assets	NA
593	24 – Month 12	INE01CY075V9	10,050.00	08-09-2023	08-09-2025	12	24 – Month	Charge against receivables and current assets	NA
594	24 – Month 12	INE01CY075W7	1,600.00	08-09-2023	08-09-2025	12	24 – Month	Charge against receivables and current assets	NA

Sr. No.	Debenture Series	ISIN	Amount Outstanding (₹ in thousand)	Date of Allotment	Final Maturity Date	Coupon (p.a.) in %	Tenure /Period (Months)	Security	Credit Rating and Outlook
595	24 – Month 11.5	INE01CY075X5	5,800.00	08-09-2023	08-09-2025	11.5	24 – Month	Charge against receivables and current assets	NA
596	24 – Month 12.5	INE01CY075Y3	1,910.00	08-09-2023	08-09-2025	12.5	24 – Month	Charge against receivables and current assets	NA
597	13 – Month 12	INE01CY075Z0	3,920.00	08-09-2023	08-10-2024	12	13 – Month	Charge against receivables and current assets	NA
598	36 – Month 11.75	INE01CY076A1	7,535.00	08-09-2023	08-09-2026	11.75	36 – Month	Charge against receivables and current assets	NA
599	13 – Month 11.5	INE01CY076B9	5,993.00	08-09-2023	08-10-2024	11.5	13 – Month	Charge against receivables and current assets	NA

Sr. No.	Debenture Series	ISIN	Amount Outstanding (₹ in thousand)	Date of Allotment	Final Maturity Date	Coupon (p.a.) in %	Tenure /Period (Months)	Security	Credit Rating and Outlook
600	36 – Month 12.25	INE01CY076C7	9,360.00	20-09-2023	20-09-2026	12.25	36 Month –	Charge against receivables and current assets	NA
601	68 – Month 13.01	INE01CY076D5	2,720.00	20-09-2023	20-05-2029	13.01	68 Month –	Charge against receivables and current assets	NA
602	36 – Month 12.75	INE01CY076E3	1,425.00	20-09-2023	20-09-2026	12.75	36 Month –	Charge against receivables and current assets	NA
603	13 – Month 11	INE01CY076G8	4,445.00	20-09-2023	20-10-2024	11	13 Month –	Charge against receivables and current assets	NA
604	13 – Month 11.5	INE01CY076H6	2,350.00	20-09-2023	20-10-2024	11.5	13 Month –	Charge against receivables and current assets	NA

Sr. No.	Debenture Series	ISIN	Amount Outstanding (₹ in thousand)	Date of Allotment	Final Maturity Date	Coupon (p.a.) in %	Tenure /Period (Months)	Security	Credit Rating and Outlook
605	13 – Month 11.5	INE01CY076I4	6,147.00	20-09-2023	20-10-2024	11.5	13 Month –	Charge against receivables and current assets	NA
606	13 – Month 12	INE01CY076J2	3,364.00	20-09-2023	20-10-2024	12	13 Month –	Charge against receivables and current assets	NA
607	24 – Month 11.5	INE01CY076K0	3,650.00	20-09-2023	20-09-2025	11.5	24 Month –	Charge against receivables and current assets	NA
608	36 – Month 11.75	INE01CY076L8	1,300.00	20-09-2023	20-09-2026	11.75	36 Month –	Charge against receivables and current assets	NA
609	24 – Month 12.5	INE01CY076M6	1,550.00	20-09-2023	20-09-2025	12.5	24 Month –	Charge against receivables and current assets	NA

Sr. No.	Debenture Series	ISIN	Amount Outstanding (₹ in thousand)	Date of Allotment	Final Maturity Date	Coupon (p.a.) in %	Tenure /Period (Months)	Security	Credit Rating and Outlook
610	24 – Month 12	INE01CY076N4	4,100.00	20-09-2023	20-09-2025	12	24 – Month	Charge against receivables and current assets	NA
611	24 – Month 12	INE01CY076O2	5,000.00	20-09-2023	20-09-2025	12	24 – Month	Charge against receivables and current assets	NA
612	24 – Month 11.5	INE01CY076K0	1,000.00	20-09-2023	20-09-2025	11.5	24 – Month	Charge against receivables and current assets	NA
613	24 – Month 11.5	INE01CY076K0	1,000.00	20-09-2023	20-09-2025	11.5	24 – Month	Charge against receivables and current assets	NA
614	24 – Month 12	INE01CY076O2	1,000.00	20-09-2023	20-09-2025	12	24 – Month	Charge against receivables and current assets	NA

Sr. No.	Debenture Series	ISIN	Amount Outstanding (₹ in thousand)	Date of Allotment	Final Maturity Date	Coupon (p.a.) in %	Tenure /Period (Months)	Security	Credit Rating and Outlook
615	36 – Month 11.75	INE01CY076L8	2,925.00	20-09-2023	20-09-2026	11.75	36 – Month	Charge against receivables and current assets	NA
616	36 – Month 12.25	INE01CY076O2	2,000.00	20-09-2023	20-09-2026	12.25	36 – Month	Charge against receivables and current assets	NA
617	13 – Month 11	INE01CY077A9	1,300.00	28-09-2023	28-10-2024	11	13 – Month	Charge against receivables and current assets	NA
618	13 – Month 11.5	INE01CY076V7	750.00	28-09-2023	28-10-2024	11.5	13 – Month	Charge against receivables and current assets	NA
619	13 – Month 11.5	INE01CY076Z8	570.00	28-09-2023	28-10-2024	11.5	13 – Month	Charge against receivables and current assets	NA

Sr. No.	Debenture Series	ISIN	Amount Outstanding (₹ in thousand)	Date of Allotment	Final Maturity Date	Coupon (p.a.) in %	Tenure /Period (Months)	Security	Credit Rating and Outlook
620	13 – Month 12	INE01CY076W5	580.00	28-09-2023	28-10-2024	12	13 – Month	Charge against receivables and current assets	NA
621	24 – Month 11.5	INE01CY076X3	1,400.00	28-09-2023	28-09-2025	11.5	24 – Month	Charge against receivables and current assets	NA
622	24 – Month 12	INE01CY076U9	885.00	28-09-2023	28-09-2025	12	24 – Month	Charge against receivables and current assets	NA
623	24 – Month 12	INE01CY076Y1	2,200.00	28-09-2023	28-09-2025	12	24 – Month	Charge against receivables and current assets	NA
624	24 – Month 12.5	INE01CY076T1	20.00	28-09-2023	28-09-2025	12.5	24 – Month	Charge against receivables and current assets	NA

Sr. No.	Debenture Series	ISIN	Amount Outstanding (₹ in thousand)	Date of Allotment	Final Maturity Date	Coupon (p.a.) in %	Tenure /Period (Months)	Security	Credit Rating and Outlook
625	36 – Month 11.75	INE01CY076R5	150.00	28-09-2023	28-09-2026	11.75	36 – Month	Charge against receivables and current assets	NA
626	36 – Month 12.25	INE01CY076Q7	450.00	28-09-2023	28-09-2026	12.25	36 – Month	Charge against receivables and current assets	NA
627	36 – Month 12.75	INE01CY076S3	1,000.00	28-09-2023	28-09-2026	12.75	36 – Month	Charge against receivables and current assets	NA
628	68 – Month 13.01	INE01CY076P9	200.00	28-09-2023	28-05-2029	13.01	68 – Month	Charge against receivables and current assets	NA
629	68 – Month 13.01	INE01CY076P9	1,400.00	28-09-2023	28-05-2029	13.01	68 – Month	Charge against receivables and current assets	NA

Sr. No.	Debenture Series	ISIN	Amount Outstanding (₹ in thousand)	Date of Allotment	Final Maturity Date	Coupon (p.a.) in %	Tenure /Period (Months)	Security	Credit Rating and Outlook
	Total		29,10,895.00						

Penalty Clause

- a) Nil.

Event of Default

The occurrence of any of the following events shall constitute an event of default by the company in relation to the secured Debentures:

- When default is committed in the payment of the principal amount of the Debentures on the due date(s).
- When the Company makes two consecutive defaults in the payment of any interest which ought to have been paid in accordance with the terms of the issue.
- When default is committed in payment of any other monies including costs, charges and expenses incurred by the Debenture Trustee.
- When the Company without the consent of Debenture holders ceases to carry on its business or gives notice of its intention to do so.
- When an order has been made by the Tribunal or a Special Resolution has been passed by the members of the Company for winding up of the Company.
- When any breach of the terms of the prospectus inviting the subscriptions of Debentures or of the covenants of this deed is committed.
- When the Company creates or attempts to create any charge on the mortgaged premises or any part thereof without the prior approval of the trustees/Debenture holders.
- When in the opinion of the Trustee the security of Debenture holders is in jeopardy.
- Default is committed in the performance or observance of any covenant, condition or provision contained in these presents and/ or the financial covenants and conditions (other than the obligation to pay principal and interest and except where the Trustee certify that such default is in their opinion incapable of remedy, in which case no notice shall be required) and such default continues for thirty days after written notice has been given thereof by the Trustee to the Company requiring the same to be remedied.

- j) Default in maintaining security cover for a continuous period of 7 (seven) business days.
- k) Any indebtedness of the Company for borrowed monies i.e. indebtedness for and in respect of monies borrowed or raised (whether or not for cash consideration) by whatever means (including acceptance, credits, deposits and leasing) becomes due prior to its stated maturity by reason of default of the terms thereof any such indebtedness is not paid at its stated maturity or there is a default in making payments under any guarantee or indemnity given by the Company in respect of indebtedness of borrowed monies of any person and such default has not been cured or waived.
- l) Any information given by the Company in the reports and other information furnished by the Company and the warranties given/deemed to have given by it to the Debenture Trustee is found to be false or misleading in any material respect.
- m) If the assets hypothecated/ to be hypothecated have not been kept insured or depreciate in value to such an extent that in the opinion of the Trustee further security should be given and on advising the Company to that effect such security has not been given to the Trustee to their satisfaction.
- n) If without the prior written approval of the Trustee, the assets hypothecated/ to be hypothecated or any part thereof is encumbered.
- o) The Company has voluntarily become the subject or proceedings under any bankruptcy or insolvency law or the Company is voluntarily or compulsorily dissolved.
- p) The Company is unable to or has admitted in writing its inability to pay its debts as they mature.
- q) If any extra-ordinary circumstances have occurred which make it impossible for the Company to fulfill its obligations under these presents and/or the Debentures.
- r) The Company ceases or threatens to cease to carry on its business or gives notice of its intention to do so.
- s) If the Company is unable to pay its debts or if the Company is carrying on business at a loss and it appears to the Trustee that continuation of its business will endanger the security hereby created.

PTC Transactions

Our Company has not entered into any PTC transactions as on the last quarter end i.e., December 31, 2023.

Collateralised borrowing and lending obligation

The Company has no collateralised borrowing and lending obligation as on December 31, 2023.

ii. Secured Redeemable non-convertible debentures (public issue):

Our Company has issued by way of public issue, secured, redeemable, non-convertible debentures under various series of which ₹ 10,00,000 thousand is outstanding as on December 31, 2023, the details of which are set forth:

Sr. No.	Debenture Series	ISIN	Amount Outstanding (₹ in thousand)	Date of Allotment	Final Maturity Date	Coupon (p.a.) in %	Tenure /Period (Months)	Security	Credit Rating and Outlook
1	10	INE01CY077K8	1,26,654.00	December 14, 2023	August 14, 2029	N.A.	68	Charge against loans and advances including receivables and	ACUITE BBB-STABLE

Sr. No.	Debenture Series	ISIN	Amount Outstanding (₹ in thousand)	Date of Allotment	Final Maturity Date	Coupon (p.a.) in %	Tenure /Period (Months)	Security	Credit Rating and Outlook
								current assets	
2	9	INE01CY077C5	11,934.00	December 14, 2023	December 14, 2026	12.25	36	Charge against loans and advances including receivables and current assets	ACUITE BBB-STABLE
3	8	INE01CY077I2	3,250.00	December 14, 2023	December 12, 2025	11.75	24	Charge against loans and advances including receivables and current assets	ACUITE BBB-STABLE
4	7	INE01CY077J0	39,360.00	December 14, 2023	December 14, 2026	12.50	36	Charge against loans and advances including receivables and current assets	ACUITE BBB-STABLE
5	6	INE01CY077F8	80,755.00	December 14, 2023	December 12, 2025	12.00	24	Charge against loans and advances including receivables and current assets	ACUITE BBB-STABLE
6	5	INE01CY077H4	1,23,459.00	December 14, 2023	January 14, 2025	11.50	13	Charge against loans and advances including receivables and current assets	ACUITE -BBB STABLE
7	4	INE01CY077E1	1,87,535.00	December 14, 2023	December 14, 2028	12.50	60	Charge against loans and advances including receivables and current assets	ACUITE BBB-STABLE
8	3	INE01CY077B7	2,12,084.00	December 14, 2023	December 14, 2026	12.00	36	Charge against loans and	ACUITE BBB-STABLE

Sr. No.	Debenture Series	ISIN	Amount Outstanding (₹ in thousand)	Date of Allotment	Final Maturity Date	Coupon (p.a.) in %	Tenure /Period (Months)	Security	Credit Rating and Outlook
								advances including receivables and current assets	
9	2	INE01CY077G6	1,04,149.00	December 14, 2023	December 12, 2025	11.50	24	Charge against loans and advances including receivables and current assets	ACUITE BBB-STABLE
10	1	INE01CY077D3	1,10,820.00	December 14, 2023	January 14, 2025	11.00	13	Charge against loans and advances including receivables and current assets	ACUITE BBB-STABLE
		Total	10,00,000.00						

Corporate Guarantee

Our Company has not provided any corporate guarantee as on the last quarter end i.e., December 31, 2023.

(b) Details of unsecured borrowings:

Commercial Papers

Our Company has not issued any commercial papers as on the last quarter end i.e., December 31, 2023.

Inter-Corporate Deposits

Our Company has borrowed ₹ 2,06,500.00 thousand by way of inter-corporate deposits. Below are the details of outstanding inter-corporate deposits as on December 31, 2023:

Name of the lender	Coupon (in %)	Amount sanctioned (₹ in thousands)	Principal Amount outstanding (₹ in thousands)
Salem Erode Investments Limited	10.45%	2,06,500.00	71,234.30

Inter-Corporate Deposits

Our Company has not availed any inter-corporate deposits as on the last quarter end i.e., December 31, 2023.

Loan from Directors and Relatives of Directors:

Our Company has raised the following loans from directors and relatives of directors as on December 31, 2023:

Sr. No.	Name of Director	Amount Outstanding as on December 31, 2023 (₹ in thousands)	Repayment	Security
---------	------------------	---	-----------	----------

1.	Kuzhuppilly Govind Menon Anilkumar	82,346.33	Repayable on demand	Unsecured
2.	Umadevi Anilkumar	197.63	Repayable on demand	Unsecured
	Total	82,543.96		

Penalty Clause: The loan documentation executed with respect to the term loans mentioned above set out penalty provisions for compliance with the provisions of the loan documents. Such provisions include, but are not limited to:

(a) Nil

Rescheduling Clause:

(a) Nil

Events of Default: The facility documents executed by the Company stipulates certain events as “Events of Default”, pursuant to which the Company may be required to immediately repay the entire loan facility availed by it and be subject to additional penalties by the relevant lenders. Such events include, but are not limited to:

(a) Nil

Subordinated Debts

i. Private Placement

Our Company has issued on private placement basis, unsecured subordinated debts under various series of which ₹2,40,795.00 thousand is cumulatively outstanding as on December 31, 2023, the details of which are set forth below:

Sr. No.	Subordinated debt Name / Series	ISIN	Amount Outstanding (₹ in thousands)	Date of Allotment	Final Maturity Date	Coupon (p.a.) in %	Tenure /Period (Days)	Credit Rating
1	60 – Month 14.87	INE01CY08018	15,000.00	June 6, 2019	June 6, 2024	14.87	60 – Month	NA
2	60 – Month 13	INE01CY08026	11,850.00	June 6, 2019	June 6, 2024	13	60 – Month	NA
3	60 – Month 13.25	INE01CY08034	6,300.00	June 6, 2019	June 6, 2024	13.25	60 – Month	NA
4	60 – Month 11	INE01CY08042	4,300.00	June 6, 2019	June 6, 2024	11	60 – Month	NA
5	60 – Month 14.87	INE01CY08059	21,010.00	July 6, 2019	July 6, 2024	14.87	60 – Month	NA
6	60 – Month 13	INE01CY08067	9,050.00	July 6, 2019	July 6, 2024	13	60 – Month	NA
7	60 – Month 13.25	INE01CY08075	18,700.00	July 6, 2019	July 6, 2024	13.25	60 – Month	NA
8	60 – Month 11	INE01CY08083	2,500.00	July 6, 2019	July 6, 2024	11	60 – Month	NA
9	60 – Month 14.87	INE01CY08091	9,000.00	August 6, 2019	August 6, 2024	14.87	60 – Month	NA
10	60 – Month 13	INE01CY08109	500.00	August 6, 2019	August 6, 2024	13	60 – Month	NA
11	60 – Month 11	INE01CY08117	2,300.00	August 6, 2019	August 6, 2024	11	60 – Month	NA
12	60 – Month 13.25	INE01CY08125	1,700.00	September 6, 2019	September 6, 2024	13.25	60 – Month	NA
13	60 – Month 11	INE01CY08133	500.00	September 6, 2019	September 6, 2024	11	60 – Month	NA
14	60 – Month 14.87	INE01CY08141	7,200.00	September 30, 2019	September 30, 2024	14.87	60 – Month	NA

15	60 – Month 13.25	INE01CY08166	5,900.00	September 30, 2019	September 30, 2024	13.25	60 – Month	NA
16	60 – Month 13	INE01CY08158	4,900.00	September 30, 2019	September 30, 2024	13	60 – Month	NA
17	60 – Month 11	INE01CY08174	2,500.00	September 30, 2019	September 30, 2024	11	60 – Month	NA
18	60 – Month 14.87	INE01CY08182	4,300.00	October 22, 2019	October 22, 2024	14.87	60 – Month	NA
19	60 – Month 13.25	INE01CY08208	2,000.00	October 22, 2019	October 22, 2024	13.25	60 – Month	NA
20	60 – Month 13	INE01CY08190	1,900.00	October 22, 2019	October 22, 2024	13	60 – Month	NA
21	60 – Month 12	INE01CY08216	2,300.00	October 22, 2019	October 22, 2024	12	60 – Month	NA
22	60 – Month 14.87	INE01CY08224	8,750.00	November 30, 2019	November 30, 2024	14.87	60 – Month	NA
23	60 – Month 13.25	INE01CY08240	3,200.00	November 30, 2019	November 30, 2024	13.25	60 – Month	NA
24	60 – Month 13	INE01CY08232	5,700.00	November 30, 2019	November 30, 2024	13	60 – Month	NA
25	60 – Month 12	INE01CY08257	1,000.00	November 30, 2019	November 30, 2024	12	60 – Month	NA
26	60 – Month 13	INE01CY08273	2,200.00	December 31, 2019	December 31, 2024	13	60 – Month	NA
27	60 – Month 13.25	INE01CY08281	1,400.00	December 31, 2019	December 31, 2024	13.25	60 – Month	NA
28	60 – Month 14.87	INE01CY08265	4,000.00	December 31, 2019	December 31, 2024	14.87	60 – Month	NA
29	60 – Month 14.87	INE01CY08299	7,500.00	January 9, 2020	January 9, 2025	14.87	60 – Month	NA
30	60 – Month 13	INE01CY08315	2,300.00	February 6, 2020	February 6, 2025	13	60 – Month	NA
31	60 – Month 13.25	INE01CY08323	700.00	February 6, 2020	February 6, 2025	13.25	60 – Month	NA
32	60 – Month 12	INE01CY08331	3,000.00	February 6, 2020	February 6, 2025	12	60 – Month	NA
33	60 – Month 13.25	INE01CY08331	2,100.00	February 6, 2020	February 6, 2025	13.25	60 – Month	NA
34	60 – Month 12	INE01CY08349	5,000.00	March 5, 2020	March 5, 2025	12	60 – Month	NA
35	60 – Month 13.25	INE01CY08364	3,200.00	March 5, 2020	March 5, 2025	13.25	60 – Month	NA
36	60 – Month 13	INE01CY08372	6,000.00	March 5, 2020	March 5, 2025	13	60 – Month	NA
37	60 – Month 14.87	INE01CY08380	2,000.00	May 21, 2020	May 21, 2025	14.87	60 – Month	NA
38	60 – Month 13.25	INE01CY08398	3,100.00	May 21, 2020	May 21, 2025	13.25	60 – Month	NA
39	60 – Month 13.25	NA	1,200.00	December 28, 2020	December 28, 2025	13.25	60 – Month	NA
40	60 – Month 14.87	NA	1,350.00	December 29, 2020	December 29, 2025	14.87	60 – Month	NA
41	60 – Month 13	NA	1,000.00	December 29, 2020	December 29, 2025	13	60 – Month	NA
42	60 – Month 14.87	NA	750.00	December 30, 2020	December 30, 2025	14.87	60 – Month	NA
43	60 – Month 13	NA	300.00	December 30, 2020	December 30, 2025	13	60 – Month	NA

44	60 – Month 13.25	NA	150.00	December 30, 2020	December 30, 2025	13.25	60 – Month	NA
45	60 – Month 13.25	NA	1,300.00	December 31, 2020	December 31, 2025	13.25	60 – Month	NA
46	60 – Month 14.87	NA	2,455.00	December 31, 2020	December 31, 2025	14.87	60 – Month	NA
47	60 – Month 13.25	NA	600.00	January 1, 2021	January 1, 2026	13.25	60 – Month	NA
48	60 – Month 14.87	NA	2,400.00	January 1, 2021	January 1, 2026	14.87	60 – Month	NA
49	60 – Month 13	NA	1,500.00	January 2, 2021	January 2, 2026	13	60 – Month	NA
50	60 – Month 13.25	NA	300.00	January 2, 2021	January 2, 2026	13.25	60 – Month	NA
51	60 – Month 14.87	NA	1,350.00	January 2, 2021	January 2, 2026	14.87	60 – Month	NA
52	60 – Month 14.87	NA	750.00	January 4, 2021	January 4, 2026	14.87	60 – Month	NA
53	60 – Month 13.25	NA	2,200.00	January 4, 2021	January 4, 2026	13.25	60 – Month	NA
54	60 – Month 13	NA	650.00	January 4, 2021	January 4, 2026	13	60 – Month	NA
55	60 – Month 13	NA	810.00	January 5, 2021	January 5, 2026	13	60 – Month	NA
56	60 – Month 13.25	NA	2,200.00	January 5, 2021	January 5, 2026	13.25	60 – Month	NA
57	60 – Month 14.87	NA	1,000.00	January 5, 2021	January 5, 2026	14.87	60 – Month	NA
58	60 – Month 14.87	NA	400.00	January 6, 2021	January 6, 2026	14.87	60 – Month	NA
59	60 – Month 13	NA	1,300.00	January 6, 2021	January 6, 2026	13	60 – Month	NA
60	60 – Month 13.25	NA	100.00	January 6, 2021	January 6, 2026	13.25	60 – Month	NA
61	60 – Month 13	NA	300.00	January 7, 2021	January 7, 2026	13	60 – Month	NA
62	60 – Month 13.25	NA	1,300.00	January 7, 2021	January 7, 2026	13.25	60 – Month	NA
63	60 – Month 14.87	NA	900.00	January 7, 2021	January 7, 2026	14.87	60 – Month	NA
64	60 – Month 13	NA	900.00	January 8, 2021	January 8, 2026	13	60 – Month	NA
65	60 – Month 13.25	NA	2,000.00	January 8, 2021	January 8, 2026	13.25	60 – Month	NA
66	60 – Month 14.87	NA	1,400.00	January 8, 2021	January 8, 2026	14.87	60 – Month	NA
67	60 – Month 13	NA	1,550.00	January 11, 2021	January 11, 2026	13	60 – Month	NA
68	60 – Month 13.25	NA	400.00	January 11, 2021	January 11, 2026	13.25	60 – Month	NA
69	60 – Month 14.87	NA	1,600.00	January 11, 2021	January 11, 2026	14.87	60 – Month	NA
70	60 – Month 14.87	NA	2,750.00	January 12, 2021	January 12, 2026	14.87	60 – Month	NA
71	60 – Month 13.25	NA	6,150.00	January 12, 2021	January 12, 2026	13.25	60 – Month	NA
72	60 – Month 13	NA	950.00	January 12, 2021	January 12, 2026	13	60 – Month	NA

73	60 – Month 13.25	NA	120.00	January 13, 2021	January 13, 2026	13.25	60 – Month	NA
74	60 – Month 14.87	NA	250.00	January 13, 2021	January 13, 2026	14.87	60 – Month	NA
75	60 – Month 13	NA	100.00	January 13, 2021	January 13, 2026	13	60 – Month	NA
76	60 – Month 13	NA	600.00	January 14, 2021	January 14, 2026	13	60 – Month	NA
77	60 – Month 14.87	NA	500.00	January 14, 2021	January 14, 2026	14.87	60 – Month	NA
78	60 – Month 14.87	NA	100.00	January 15, 2021	January 15, 2026	14.87	60 – Month	NA
	Total		2,40,795.00					

Penalty Clause- The loan documentation executed with respect to the term loans mentioned above set out penalty provisions for compliance with the provisions of the loan documents. Such provisions include, but are not limited to:

(a) Nil

Rescheduling Clause:

(a) Nil

Events of Default: The facility documents executed by the Company stipulates certain events as “*Events of Default*”, pursuant to which the Company may be required to immediately repay the entire loan facility availed by it and be subject to additional penalties by the relevant lenders. Such events include, but are not limited to:

(a) Nil

Details of Unsecured Term Loans

Sr. No.	Lender's Name	Date of Sanction	Amount Sanctioned (₹ in thousands)	Amount Outstanding as on December 31, 2023 (₹ in thousands)	Repayment Date/ Schedule	Prepayment Clause in Loan Agreement
1.	Salem Erode Investments Limited	March 31, 2023	21,955.03	19,350.51	Repayment is to be made in 58 equal monthly instalments of ₹ 5,06,239.00 starting from 30-04-2023 and a final instalment of ₹ 5,06,206.07 on 31-01-2028.	The borrower(s) may prepay the facility in full or part together with accrued interest thereon prior to the payment date only after obtaining the prior written approval of the lender. The facility will be considered fully paid only after obtaining 'no due certificate' from the lender. The prepayment charges will be applicable as mentioned in the sanction letter.
2.	Salem Erode Investments Limited	February 28, 2022	40,000.00	28,120.75	Repayment is to be made in 60 equal monthly instalments of ₹ 8,99,918.00 starting from 28-03-2022 and a final instalment of	The borrower(s) may prepay the facility in full or part together with accrued interest thereon prior to the payment date only after obtaining the prior written approval of the lender.

Sr. No.	Lender's Name	Date of Sanction	Amount Sanctioned (₹ in thousands)	Amount Outstanding as on December 31, 2023 (₹ in thousands)	Repayment Date/ Schedule	Prepayment Clause in Loan Agreement
					₹ 8,99,879.02 on 28-02-2027.	The facility will be considered fully paid only after obtaining 'no due certificate' from the lender. The prepayment charges will be applicable as mentioned in the sanction letter.
3.	Salem Erode Investments Limited	December 31, 2023	40,000.00	40,000.00	Repayment is to be made in 60 equal monthly instalments of ₹ 8,99,918.00 starting from 30-01-2024 and a final instalment of ₹ 8,99,879.02 on 30-12-2028.	The borrower(s) may prepay the facility in full or part together with accrued interest thereon prior to the payment date only after obtaining the prior written approval of the lender. The facility will be considered fully paid only after obtaining 'no due certificate' from the lender. The prepayment charges will be applicable as mentioned in the sanction letter.
	Total		1,01,955.03	87,471.26		

Penalty: The loan documentation executed with respect to the term loans mentioned above set out penalty provisions for compliance with the provisions of the loan documents. Such provisions include, but are not limited to:

The term loans availed from Salem Erode Investments Limited have a penal interest @ 2% over and above the normal rate of interest is chargeable on the overdue amount of instalment(s) and/or interest.

Rescheduling:

Nil

Events of Default: The facility documents executed by the Company stipulates certain events as “Events of Default”, pursuant to which the Company may be required to immediately repay the entire loan facility availed by it and be subject to additional penalties by the relevant lenders. Such events include, but are not limited to:

- (a) For the term loans availed from Salem Erode Investments Limited the following events and occurrence shall constitute an event of default:-
 - a. Non-payment of instalments by the borrower(s) on the payment dates whether wholly or in part.
 - b. Material Adverse Change: If there occurs any even or situation, such as and including but not limited to any material adverse change as solely determined by lender in borrower(s)'s business or financial or other condition or operations or prospects, which in lender's sole opinion is prejudicial to lender's interests or is likely to materially affect borrower(s)'s financial condition and/or borrower(s)'s ability to perform all or any of borrower(s)'s obligations under this agreement and to comply with any of the terms of this agreement.
 - c. Failure by the borrower(s) to observe or perform any obligation contained in the agreement and any such failure is not cured by the borrower(s) within 15 days from the date of such failure.

- d. All or substantially all of borrower(s)'s undertaking, assets or properties or its interests therein are seized, nationalized, expropriated or compulsorily acquired by any government authority or there occurs any attempted settlement or compromise or restructuring or any other credit facility availed by the borrower(s) from the lender or any other financial institute or bank.
- e. Death of the borrower(s) or change in constitution of the borrower(s) without the consent of the lender.
- f. Breach of representation or warranty or covenants: If there occurs a breach of any representation or warranty or covenant made or deemed to be made by the borrower(s) in or pursuant to this agreement.
- g. Litigation: Any pending or threatened litigation, investigation or preceding that may have a material impact on the business, condition (financial or otherwise), operations, performance, properties or prospects of the borrower(s) or that purports to affect the agreement or the transactions contemplated thereby.
- h. Cross Default: (i) Where any indebtedness by way of any loan taken by the borrower(s) (other than the facility under this agreement) ("Other Indebtedness") becomes prematurely due and payable as a result of a default thereunder; or any event of default or event which, with the giving of notice, lapse of time, determination of materiality or other condition, may constitute such an event of default occurs under any contract or document relating to any other indebtedness; or any other indebtedness or any sum payable in respect thereof is not paid when due; or (ii) any commitment for, or underwriting of, any other indebtedness is cancelled or suspended as a result of an event of default (howsoever described) under the document relating to such other indebtedness; or (iii) any other financial institution(s) or bank(s) with whom the borrower(s) has entered into agreements for financial assistance have refused to disburse its/their loan(s) or any part thereof on account of a material adverse change; or (iv) there is any breach/default under any agreement by the borrower(s) or other party to such an agreement or the borrower(s) or the other party to such an agreement does not comply with any term or conditions (whether financial, performance or otherwise) of the agreement and such breach or non-compliance is, in the opinion of the lender, likely to have a material adverse change. If at any time the said proceeds of the facility are used for any purpose other than the purpose for which it was availed or are used for an illegal or unlawful purpose.
- i. Other Events of Default: In the sole opinion of the lender, any other default, which adversely affects the fulfillment of obligations by the borrower(s) under this agreement and inability of the borrower(s) to cure any failure after the date on which lender in writing notifies such failure to borrower(s) as an event of default; Insolvency of the borrower(s) or any execution or distress or attachment or receiver or other process being enforced or levied upon or against the whole or any part of the borrower(s) property. The borrower(s) abandons or threatens to abandon the purpose for which the facility was availed for. This Agreement becomes invalid, illegal or unenforceable; or is repudiated by the parties to it (save, the Lender) or ceases to be in full force and effect, or shall cease to give the lender the interest, rights, powers and privileges purported to be created thereby. If any information given by the borrower(s) in the reports and other documents and information furnished by the borrower(s) from time to time in accordance with the provisions of this agreement, the reporting system or the representation made or warranties given/deemed to have been given by the borrower(s) to the lender is found to be misleading, untrue or incorrect at the date it was made or deemed to have been made.
 - i. The borrower(s) or any other person (other than the lender) repudiates or disallows or takes any action or evidences to repudiate or disallow or take any action to challenge the validity or enforceability of the agreement.
 - ii. If in the opinion of the lender, any legal proceedings or other procedure or step is taken against the borrower(s) which may adversely affect the borrower(s) ability financial or otherwise.
 - iii. Any change in the law which may in the sole opinion of the lender impact the borrower(s)'s ability to repay/pay the obligations.
 - iv. At any time it becomes unlawful for the borrower(s) to perform or comply with any or all of its obligations under this agreement.
 - v. The auditors when certifying any of the borrower(s)'s financial statements have made substantial qualifications or have refused to certify them.

(c) Servicing behaviour on existing debt securities, payment of due interest on due dates on financing facilities or debt securities

Debentures under monthly interest schemes are paid day before the due date. Interest payment which falls on public holidays and Sundays will be paid on preceding working day. Debentures which are under cumulative interest schemes are paid on the due date along with interest after deducting the applicable TDS.

(d) List of top 10 debenture holders (secured and unsecured) as on December 31, 2023

Sr. No.	Name of Holders	Category of Holders	Face Value of holding (₹ in thousand)	Holding as a % of total outstanding non-convertible securities of the Issuer
1.	Pankajakshy	Promoter Group	2,14,404.00	5.48
2.	Kuzhuppilly Govinda Menon Anilkumar	Promoter	1,82,575.00	4.67
3.	Ramakrishna Reddy	General	33,000.00	0.84
4.	Hollahalli Visweswara Uma	General	32,012.00	0.82
5.	Mundenkurian Antony Johny	General	14,000.00	0.36
6.	Roy Markose	General	11,731.00	0.30
7.	K V Charu	General	10,100.00	0.26
8.	Sobha City Residence Owners Association	General	10,000.00	0.26
9.	Radha Surendran	General	10,000.00	0.26
10.	Vijaykumaran Nair	General	10,000.00	0.26

(e) Details of any outstanding borrowings taken/ debt securities issued where taken/ issued (a) for consideration other than cash, whether in whole or in part, (b) at a premium or discount, or (c) in pursuance of an option as on December 31, 2023.

For the Point (A), our Company has not issued NCDs for consideration other than cash, whether in whole or in part.

For the Point (B), our Company has not issued NCDs at premium.

For the Point (C), our Company has not issued NCDs having embedded option in it.

Other than the securities mentioned above, our Company has nil outstanding borrowings taken / debt securities issued where taken/issued (a) for consideration other than cash, whether in whole or in part, (b) at a premium or discount, or (c) in pursuance of an option as on December 31, 2023.

(f) Details of rest of borrowings if any, including hybrid debt instruments such as foreign currency convertible bonds or convertible debentures and preference shares as on December 31, 2023.

Our Company has not availed any other borrowings including hybrid debt instruments such as foreign currency convertible bonds or convertible debentures and preference shares as on December 31, 2023.

Restrictive covenants under the financing arrangements:

Our financing agreements include various restrictive conditions and covenants restricting certain corporate actions and our Company is required to take the prior approval of the debenture trustee before carrying out such activities. For instance, our Company, inter-alia, is required to obtain the prior written consent in the following instances:

1. Permit any change in the management or constitution documents of the borrower;
2. Create any further charge, lien or encumbrance over the assets and properties of the Company;
3. Effect any changes to the shareholding of the Company to the effect that it changes the management control of the Company;
4. Make any investments by way of deposits, loans, advances or investments in share capital or otherwise, in any concern or provide any credit or give any guarantee, indemnity or similar assurance other than in normal course of business;
5. revalue its assets;

6. pay any commission to its promoters, directors, managers or other persons for furnishing guarantees, counter guarantees or indemnities or for undertaking any other liability in connection with any Financial Indebtedness incurred by the Borrower or in connection with any other obligation undertaken for or by the Borrower or undertake any guarantee obligations except in normal course of business;
 7. induct on its Board a person whose name appears in the list of wilful defaulters (in accordance with the extant guidelines issued by the RBI) and if such a person is found on its Board. it shall take expeditious and effective steps for removal of the person from its Board;
 8. buy back, cancel, retire, reduce, redeem, re-purchase, purchase or otherwise acquire any of its share capital now or hereafter outstanding, or set aside any funds for the foregoing purposes, issue any further share capital whether on a preferential basis or otherwise or change its capital structure in any manner whatsoever that may result in change in promoter or the promoter losing Control.
- (g) As on the date of this Draft Prospectus, there has been no default in payment of principal or interest on any existing term loan, debt security issued by the Issuer and other financial indebtedness including corporate guarantee issued by the Issuer, in the past three years.
- (h) As on the date of this Draft Prospectus, there has been no default and non-payment of statutory dues.

SECTION –VI - LEGAL AND OTHER INFORMATION

OUTSTANDING LITIGATIONS

Except as stated in this section, there are no outstanding: (i) criminal proceedings; (ii) actions by statutory/regulatory authorities; (iii) claims for any indirect and direct tax liability; and (iv) other litigations which are identified as material in terms of the Materiality Threshold (as defined hereinafter below), each involving our Company, our Group Companies, Directors, Subsidiary Company or Promoter.

Our Debenture Issue Committee, in its meeting held on February 7, 2024, has adopted a threshold for the identification of material litigations (“**Materiality Threshold**”). As per the Materiality Threshold, other than for the purposes of (i) to (iii) above, all outstanding litigation, wherein:

- (a) the quantified monetary amount of claim by or against the relevant person in any such pending litigation proceeding is or is in excess of 5% of our Company’s consolidated profit after tax as per our last audited consolidated financial statements, i.e., for Fiscal 2023, 5% of our Company’s consolidated profit after tax amounts to ₹15,18,117.47 rounded off to ₹15,18,117; or
- (b) the outcome of such litigation proceeding may have a material adverse effect on the business, operations, prospects or reputation of the Company, has been considered as ‘material litigation’, and accordingly has been disclosed in this Draft Prospectus.

Further, except as mentioned in this section, there are no proceedings involving our Group Companies, which may have a material adverse effect on the position of our Company.

It is clarified that for the purposes of the above, pre-litigation notices received by our Company, Directors, Promoter, Subsidiary Company or Group Companies shall, unless otherwise decided by our Board of Directors, not be considered as litigation until such time that our Company or Directors or Promoter or Group Companies, as the case may be, is impleaded as a defendant in litigation proceedings before any judicial forum.

Further, except as stated in this section, there are no: (i) litigation or legal action pending or taken by any Ministry or Department of the Government or a statutory authority against our Promoter during the last three years immediately preceding the year of the issue of this Draft Prospectus and any direction issued by such Ministry or Department or statutory authority; (ii) pending litigation involving our Company, our Promoter, our Directors, Group Companies, Subsidiary Company or any other person, whose outcome could have material adverse effect on the position of our Company; (iii) pending proceedings initiated against our Company for economic offences; (iv) default and non-payment of statutory dues, etc; (v) inquiries, inspections or investigations initiated or conducted against our Company and/ or our Subsidiary under the Companies Act or any previous companies law in the three years immediately preceding the year of this Draft Prospectus; (vi) prosecutions filed (whether pending or completed), fines imposed or compounding of offences done in the three years immediately preceding the year of this Draft Prospectus; and (vii) material frauds committed against our Company in the last three years.

Further from time to time, we have been and shall continue to be involved in legal proceedings filed by and/or against us, arising in the ordinary course of our business. We believe that the number of proceedings in which we are/were involved is not unusual for a company of our size doing business in India.

Unless stated to the contrary, the information provided below is as of the date of this Draft Prospectus. All terms defined in a particular litigation disclosure below are for that particular litigation only.

A. Material litigations and regulatory actions involving our Company

- (a) As on the date of this Draft Prospectus, following are material litigations in our Company:

Civil Litigation

By our Company

There are no material outstanding civil litigations filed by our Company.

Against our Company

There are no material outstanding civil litigations against our Company.

Criminal Litigation

By our Company

Except as disclosed below there are no outstanding criminal litigations filed by our Company:

1. Our Company (“**Complainant**”) filed a criminal complaint in Bhavanipuram Police Station, Andhra Pradesh against Rayalabhadra Raju (“**Accused**”) under Sections 409 and 420 of the IPC. The Accused cheated the Complainant by misappropriation of the pledged gold ornaments due to which the Complainant suffered a financial loss of ₹3,05,40,400. Pursuant to which a FIR bearing no. 33/2021 dated January 22, 2021 was registered. The chargesheet is yet to be filed.
2. Our Company (“**Complainant**”) filed a criminal complaint in Machavaram Police Station, Andhra Pradesh against Pasala Bala Balaji and Pasala Naveen Kumar (“**Accused**”) under Sections 409 and 420 read with Section 34 and of IPC. The Accused cheated the Complainant by misappropriation of the pledged gold ornaments due to which the Complainant suffered a financial loss of ₹ 29,18,300 and ₹1,50,000. Pursuant to which a complaint bearing crime no. 644/2021 dated October 4, 2021 was registered. The case bearing case no. CC3174/2021 has been posted for trial on April 29, 2024.
3. Our Company (“**Complainant**”) has a filed criminal complaint dated October 1, 2018 against Shijimon Muhammaed Muzammil, Muneer, Yousaf, Binul Fahad, Majeed, Sainudheen (“**Accused**”) at Malappuram Police Station in Malappuram District under Section 420. The Accused cheated the Complainant by pledging spurious gold due to which the Complainant suffered a financial loss of ₹ 10,55,200. The case bearing no. CC1127/2020 has been adjourned to May 16, 2024.
4. Our Company (“**Complainant**”) has filed criminal complaints dated February, 10, 2022 and another one dated March 27, 2022, against Premalatha, Prashandhi, Shiny, Vishnu, Vilasini, Saleem, Padmini, Mohammed Shameer and Rahul Ravi (“**Accused**”) at Mannarkkad Police Station in Palakkad district under sections 379, 381, 406, 409, 417, 420, 465, 468 and 120 (B) of IPC before filing the same complaint again dated February 27, 2023 before the Sub Inspector of Police of Mannarkkad Police Station, Palakkad. The Accused cheated the Complainant and conspired with others, committed misappropriation by replacing gold with spurious one in the accounts of the accused, due to which the Complainant suffered a financial loss of Rs 33,00,000. Pursuant to the complaint, Mannarkkad police registered Cr 472 /2023 dated June 13, 2023. The final report is yet to be filed.
5. Our Company (“**Complainant**”) has filed criminal complaint dated September 4, 2021 against Syed Mohd Ibrahim Khaleelullah, Uppu Rajesh, Kola Bhagyalakshmi (“**Accused**”) at L.B Nagar Police Station in Rachakonda district under sections 406, 420 r/w 34 of IPC. The Accused cheated the Complainant by pledging spurious gold ornaments due to which the Complainant suffered a financial loss of Rs 8,93,823. Pursuant to the complaint, L.B Nagar police registered FIR no 1061/2021 dated September 4, 2021. The final report is yet to be filed.
6. Our Company (“**Complainant**”) has filed a criminal complaint dated February 22, 2022 against Mohammad Anwar Khan and Borgu Rameeh (“**Accused**”) at KPHB Colony Police Station at Cyberabad under section 420, 409, 468, 472 r/w 34 of IPC. The Accused cheated the Complainant by pledging spurious gold ornaments and misusing the KYC documents of the customers without their knowledge and consent due to which the Complainant suffered a financial loss of Rs 5,00,000. Pursuant to the complaint, KPHB Colony Police Nagar registered FIR no Cr 228/22 dated April 01, 2022. The final report is yet to be filed.
7. Our Company (“**Complainant**”) has filed a criminal complaint against Riswana Naseef and Naseef (“**Accused**”) at Kunnankulam Police Station, Thrissur district under section 406, 420 and 34 B of IPC. The Accused cheated the Complainant by pledging spurious gold weighing 192.20 grams thus causing a financial loss of Rs 6,21,000 to the Complainant. Pursuant to the complaint, Kunnankulam Police registered Cr no 2079 /2021 against the Accused dated December 13, 2021. The final report is filed and the case is numbered as CC 1206/2022. The case has been posted to October 1, 2024.
8. Our Company (“**Complainant**”) has filed a criminal complaint dated December 11, 2021 against Sachidanantha Samanthra (“**Accused**”) at Mancheswar, Bhubaneswar district under section 420, 467, 468 and 409 of IPC. The Accused cheated the Complainant by pledging spurious gold in the name of several persons, thus causing a financial

loss of Rs 8,53,046 to the Complainant. Pursuant to the complaint, Mancheswar Police registered Cr no 422/2021 against the Accused. The final report is yet to be filed.

9. Our Company (“**Complainant**”) has filed a criminal complaint against Sajitha A.C, Reshma Ravi, Raji. A, Sooraj Indukumar (“**Accused**”) at Hill Palace Police Station, Kerala under sections 406, 468, 379, 381 and 120-B of the IPC. The Accused cheated the Complainant by using forged inventory of the gold pledged in the branch as genuine as well as by forging KYC of the customer. Accused further committed theft of gold weighing 475.639 gram, thus causing a financial loss of Rs 15,07,730 to the Complainant. Pursuant to the complaint, Hill Palace Police registered Cr no 1588/21 dated December 23, 2021 against the Accused. The final report is yet to be filed.
10. Our Company (“**Complainant**”) has filed a criminal complaint against Ratheesh, Praveen, Sooraj, Rubeena and Abishek (“**Accused**”) at Alathur Police Station in Kerala under sections 465, 471, 420 and 34 of IPC. The Accused cheated the Complainant by entering excess gold weight in the pledge of the customer without their knowledge, thus causing a financial loss of Rs 30,00,000 to the Complainant. Pursuant to the complaint, Alathur Police registered Cr no 1035/2021 dated December 16, 2021 against the Accused. The final report is yet to be filed.
11. Our Company (“**Complainant**”) has filed a criminal complaint against Yogashree H and Pradeep V (“**Accused**”) at Hulimavu Police Station in Bangalore under sections 420 and 34 of IPC. The Accused cheated the Complainant by pledging spurious gold weighing 658.10 grams, thus causing a financial loss of Rs 29,30,800 to the Complainant. Pursuant to the complaint the police registered a FIR and the case is numbered as CC26883/22 dated November 30, 2021. The case is posted to April 4, 2024 for framing charges.
12. Our Company (“**Complainant**”) has filed a complaint dated January 7, 2021 against Abdul Rahman, Naresh, Saranya and Anitha (“**Accused**”) at K K Nagar Police Station in Chennai under sections 420, 468, 403 and 34 of IPC. The Accused cheated the Complainant by pledging spurious gold in relation to 33 loan accounts, siphoned Rs.31,94,000 and granted 54 loans which were in excess of the eligibility as per the pledged gold thus causing an overall financial loss of Rs 37,95,413 to the Complainant. While the Complainant attempted to file a complaint in the KK Nagar Police Station, the police did not file the same and the Complainant approached the Judicial Magistrate Court in Saidapet, Chennai which directed the police to register an FIR after satisfying that a cognisable offence has been made out and also directed the concerned Police to file a report within 3 months. The police registered FIR numbered 299/2023 on December 22, 2023. The final report is yet to be filed.
13. Our Company (“**Complainant**”) has filed a criminal complaint against Rajitha R (“**Accused**”) at Cheruplasserry Police Station in Palakkad District under sections 420 and 406 of IPC. The Accused cheated the Complainant by pledging spurious gold, thus causing a financial loss of Rs 3,40,670 to the Complainant. Pursuant to the complaint the police registered the FIR numbered 311/21 dated July 22, 2021. The final report is filed and the case is numbered as CC 700/21. The case is posted for hearing on April 12, 2024.
14. Our Company (“**Complainant**”) has filed a complaint dated February 17, 2022 against Praveen Kumar (“**Accused**”) at Kusaiguda Police Station in Rachakonda District under sections 420 and 406 of IPC. The Accused cheated the Complainant by pledging spurious gold and misusing KYC documents of 2 customers without their knowledge thus causing a financial loss of Rs 1,24,879 to the Complainant. The case is numbered as CC 2073/22 and case is posted for fixed deposit receipt on July 30, 2024.
15. Our Company (“**Complainant**”) has filed a complaint dated August 14, 2019 against DS Nagaraja Goud (“**Accused**”) at Bowenpally Police Station in Hyderabad under sections 420 and 406 of IPC. The Accused cheated the Complainant by pledging spurious gold amounting to 7 packets thus causing a financial loss of Rs 4,00,000 to the Complainant. The case is numbered as CC 975/20 and is posted for issuing summons on June 11, 2024.
16. Our Company (“**Complainant**”) has filed a complaint against Mini Martin, Cinjula C, Arun A and Ajaya Jincy (“**Accused**”) in Kanyakumari district under sections 420, 406, 409 and 120 B of IPC. The Accused cheated the Complainant by pledging spurious gold and misusing KYC documents of customers without their knowledge thus causing a financial loss of Rs 3,19,00,000 to the Complainant. The FIR is numbered as 36/2023 dated June 07, 2023. Investigation of the matter is yet to conclude.
17. Our Company (“**Complainant**”) has filed a complaint against Karthika, Sathaya and Saravana (“**Accused**”) at CCB Police Station in Coimbatore under sections 420, 406, 409 of IPC. The Accused cheated the Complainant by pledging spurious gold and misusing KYC documents of customers without their knowledge thus causing a financial loss of Rs 40,80,900 to the Complainant. The FIR is numbered as 19/2022 dated July 30, 2022. The final report is yet to be filed.

18. Our Company (“**Complainant**”) has filed a complaint dated April 23, 2021 against Vasanthi and K.C Raghu (“**Accused**”) at Kayamkulam Police Station in Alappuzha district under sections 420, 406, 467, 34 and 477-A of IPC. The first Accused cheated the Complainant by conspiring with the second Accused, they pledged ornaments of second Accused in the name of other customers by using their KYC, then obtained excess amount through pledges thus causing a financial loss of Rs. 22,18,000 to the Complainant. The case is numbered as CC 149/2022. The case is posted for April 22, 2024 for appearance.
19. Our Company (“**Complainant**”) has filed a complaint dated February 16, 2019 against Imthiyas, Saifulla, Ibran Khan, Syed Riyas Ahammed, Abdul Majeed, Dinesh Mathew Arun Martian and Johns Lal TT (“**Accused**”) at Koramangala Police Station in Bengaluru city under sections 420, 406, 408 and 34 of IPC. The Accused cheated the Complainant by pledging spurious ornaments thus causing a financial loss of Rs 7,61,025 to the Complainant. The crime is numbered as CR no 49/19 and the case is numbered as CC 603/19. It has been posted on April 8, 2024 for issuing non-bailable warrant.
20. Our Company (“**Complainant**”) has filed a complaint dated March 21, 2017 against Bobby Philip, SL Anto, Dibin Francis (“**Accused**”) at Kothamangalam Police Station in Ernakulam district under sections 420 and 34 of IPC. The Accused cheated the Complainant by pledging spurious ornaments thus causing a financial loss of Rs 1,40,950 to the Complainant. The crime is numbered as CR no 1170/2017 and the case is numbered as CC 604/17. The case is posted for issuing memo to station house officer on April 22, 2024 for awaiting warrant.
21. Our Company (“**Complainant**”) has filed a complaint against Sreekala and Shanavas (“**Accused**”) at Kollam Police Station in Kollam district under sections 420, 465, 467 and 34 of IPC. The Accused cheated the Complainant by forging documents for realising gold in the name of another customer without his knowledge thus causing a financial loss of Rs 11,38,800 to the Complainant. The crime is numbered as CR no 2316/19 and the case is numbered as CC 2685/20 dated August 02, 2019. The case is ongoing and has been posted to repeat summons on May 27, 2024.
22. Our Company (“**Complainant**”) has filed a complaint against Jin Mathew, Sneha Das, Shalini P.B and Aswathy K.S (“**Accused**”) at Chengamanad Police Station in Ernakulam district under sections 420, 406, 408 and 34 of IPC. The Accused cheated the Complainant by misappropriating gold ornaments as well as misusing the identity proof of the clients of the Kurumassery branch of the Complainant thus causing a financial loss of Rs 10,62,837 to the Complainant. The crime is numbered as CR no 1173 /2021 dated December 15, 2021. The final report is yet to be filed.
23. Our Company (“**Complainant**”) has filed a complaint against Alan John (“**Accused**”) at Mala Police Station in Thrissur district under sections 420 of IPC. The Accused cheated the Complainant by pledging spurious gold thus causing a financial loss of Rs. 3,03,245 to the Complainant. The crime is numbered as CR 897 /2022 dated August 23, 2022. The final report is yet to be filed.
24. Our Company (“**Complainant**”) has filed a criminal complaint against Suneesh Chacko, Arun John, Bobby Philip and Anus Marakar (“**Accused**”) at Moovattupuzha Police Station in Ernakulam district under sections 468, 471, 420 and 34 of IPC. The accused cheated the company by forging KYC for pledging spurious gold thus incurring a loss to the company of Rs 1,15,000. Pursuant to the complaint the police registered a crime no 1962/20 dated July 28, 2020. Final report has been filed and the case no. CC 661/2020 is posted to repeat non-bailable warrant on April 2, 2024.
25. Our Company (“**Complainant**”) has filed a complaint against Deepa K.G. (“**Accused**”) at Kilimanoor Police Station in Trivandrum district under sections 409, 417, 419, 420 and 381 of IPC. The accused cheated the company by stealing gold ornaments from the pledged packets of customers by replacing the original gold with spurious gold thus incurring a loss to the company of ₹ 12,00,000. Pursuant to the complaint the police registered a crime no 2038/21 dated October 2, 2021. Final report has been filed before the court and the case is numbered as CC2390/21. Case is posted for hearing on framing charges on August 24, 2024.
26. Our company has filed a criminal complaint against Shivaprakash who was an employee of the Company’s Mysore Road branch, Byatarayanapura police station in Bangalore city under section 409, 420, 465, 468, 463 of IPC. He cheated the company by pledging spurious gold and incurred a loss of ₹ 10,09,975/-. Pursuant to the complaint Byatarayanapura police station have registered a crime 0029/2024 dated January 22, 2024. Final report yet to be filed.
27. Cases filed by the Company under Section 138 of the Negotiable Instruments Act, 1881

The Company has filed various complaints and notices under Section 138 of the Negotiable Instruments Act, 1881 for recovering amounts due from various entities on account of dishonouring of cheques issued by such entities. As of the date of this Prospectus, there are 22 such complaints pending before various Magistrate courts in Kerala. The total amount involved in such cases is approximately ₹14,01,575.

Against our Company

There are no outstanding criminal litigations filed against our Company.

Tax Proceedings involving our Company

Nature of case	Number of cases outstanding	Amount involved
Direct Tax	Nil	Nil
Indirect Tax	Nil	Nil

Regulatory Proceedings involving our Company

Nil

B. Material outstanding litigations involving our Subsidiary as on the date of this Draft Prospectus:

Except the following proceeding filed by the Subsidiary, there are no material outstanding civil litigations, criminal litigations, tax litigations or regulatory proceedings involving the Subsidiary as on the date of this Draft Prospectus.

The Subsidiary (“**Complainant**”) has filed a complaint dated November 24, 2022, against Bakiyalakshmi (“**Accused**”). Pursuant to the complaint the police registered an FIR bearing number 176 dated September 8, 2023 at Soundarapandiyanar Angadi Police Station in T. Nagar district under section 420, 465, 468 and 471 of IPC. The Accused cheated the Complainant by stealing gold ornaments from the pledged packets of customers and replacing the original gold with spurious gold thus causing a financial loss of ₹14,00,000 to the Complainant.

C. Material outstanding litigations involving our Directors as on the date of this Draft Prospectus:

As on the date of this Draft Prospectus there are no material outstanding civil litigations, criminal litigations, tax litigations or regulatory proceedings involving the Directors of the Company.

D. Material outstanding litigation or legal or regulatory actions involving our Promoter as of the date of this Draft Prospectus:

As on the date of this Draft Prospectus there are no material outstanding civil litigations, criminal litigations, tax litigations or regulatory actions involving the Promoters of the Company.

E. Material outstanding litigations involving Group Companies:

As on the date of this Draft Prospectus there are no material outstanding civil litigations, criminal litigations, tax litigations or regulatory actions involving the Group Companies.

F. Litigation or legal action pending or taken by any ministry or government department or statutory authority against our Promoter during the last three years immediately preceding the year of the issue of this Draft Prospectus and any direction issued by any such ministry or department or statutory authority upon conclusion of such litigation or legal action:

There are no litigation or legal action pending or taken by any ministry or government department or statutory authority against our Promoter during the last three years immediately preceding the year of the issue of this Draft Prospectus and any direction issued by any such ministry or department or statutory authority upon conclusion of such litigation or legal action.

G. Inquiries, inspections or investigations initiated or conducted under the Companies Act or any previous companies’ law in the last three years immediately preceding the year of issue of this Draft Prospectus against our Company and / or our Subsidiary Company (whether pending or not); fines imposed or compounding of

offences done by our Company and/ or our Subsidiary in the last three years immediately preceding the year of this Draft Prospectus:

There are no inquiries, inspections or investigations initiated or conducted under the Companies Act or any previous Companies' law in the last three years immediately preceding the year of issue of this Draft Prospectus against our Company and/or Subsidiary (whether pending or not); fines imposed or compounding of offences done by our Company and/or Subsidiary in the last three years immediately preceding the year of this Draft Prospectus.

H. Details of acts of material frauds committed against our Company in the current financial year and last three financial years, if any, and if so, the action that was taken by our Company

Except as disclosed below, there are no material frauds committed against our Company in the current financial year and last three financial years:

Sr. No	Branch	Date of detection / Date of reporting to RBI	Amount (₹ in thousand)	Modus Operandi & Action Taken	Recovery (₹ in thousands)	Amount written off (₹ in thousand)	Provisions (₹ in thousands)	Action Taken by the Company
1	Bhavanipuram	22-01-2021	32,700.00	Employee misappropriated gold by committing theft	-	32,700.00	-	FIR issued upon our complaint
2	Alathur	11-03-2021	3,000.00	Employee provided excess money against gold pledges, misuse KYC and committed theft,	3,000.00	-	-	FIR Issued upon our complaint, Investigation going on
3	Gunadhala	13-08-2021	2,918.30	The employee have misappropriated the gold ornaments of the customer, by committing theft	1,377.39	1,540.92	-	Case going on before the court as CC3174/21
4	Nagole	10-11-2021	893.82	Customer pledge spurious gold	283.82	610.00	-	Upon our complaint FIR is being issued
5	Thripunithura	23-09-2021	1,507.73	Employee provided access money towards the pledges and repledged	1,507.73	-	-	FIR issued against our complaint

Sr. No	Branch	Date of detection / Date of reporting to RBI	Amount (₹ in thousand)	Modus Operandi & Action Taken	Recovery (₹ in thousands)	Amount written off (₹ in thousand)	Provisions (₹ in thousands)	Action Taken by the Company
				misusing KYC of customers				
6	Kurumassey	14-09-2021	1,062.84	Employee misappropriated the amount by misusing KYC	217.55	-	845.28	FIR issued against the accused
7	Ashok Nagar	16-12-2020	3,795.41	Employee misappropriated KYC of the customer for pledging spurious gold	-	3,795.41	-	We have given police complaint against the accused
8	Rasulgrah	11-12-2021	1,057.78	Employee misappropriated the company fund by pledging spurious gold	204.73	853.05	-	CC2284/22 Case is going on at court
9	Perumbilavu	11-11-2021	621.00	Spurious gold pledged by the customer	-	621.00	-	CC1206/22 case is going on at court
10	Kuniyamuthur	05-02-2022	4,080.90	By misusing the KYC of customer employees of the company have pledged spurious gold	2,400.00	1,680.90	-	FIR issued upon our complaint
11	Kayankulam	30-12-2019	2,218.00	Employee provided excess amount, also pledged gold by using forged	2,218.00	-	-	CC149/22 Case is going on

Sr. No	Branch	Date of detection / Date of reporting to RBI	Amount (₹ in thousand)	Modus Operandi & Action Taken	Recovery (₹ in thousands)	Amount written off (₹ in thousand)	Provisions (₹ in thousands)	Action Taken by the Company
				documents of the customers				
12	Kilimanoor	02-08-2021	1,200.00	Employee have misappropriated money by misusing KYC of the customers thus committing theft	192.21	1,007.79	-	CC2390/21 Case is going on
13	Ecil	16-02-2022	124.88	By Misusing the KYC of customers employees have pledged spurious gold	25.88	99.00	-	CC23073/2 Case is going on
14	Arekare Gate	23-11-2021	2,930.80	Employee have misappropriated money by misusing KYC of the customers, and pledged spurious gold	1,177.62	1,753.18	-	CC26883/2 Case is going on before court
15	Nizampetu	18-02-2022	500.00	Pledged spurious gold with some of original gold ornaments and availing gold loan by misusing KYC documents	-	521.50	-	FIR issued
16	Kuzhur	23-08-2022	303.25	Spurious gold pledged by	-	303.25		FIR issued

Sr. No	Branch	Date of detection / Date of reporting to RBI	Amount (₹ in thousand)	Modus Operandi & Action Taken	Recovery (₹ in thousands)	Amount written off (₹ in thousand)	Provisions (₹ in thousands)	Action Taken by the Company
				the customers				
17	Bowenpally	18-02-2019	400.00	Customer pledged spurious gold.	-	404.10		CC975/20 Case is going on
18	Kottarakara	08-03-2019	1,138.80	Employee along with another person committed gold misappropriation	1,138.80	-	-	CC2685/20 Case is going on
19	Malappuram Uphill	04-09-2022	1,055.20	Cheating done by employees along with customers by pledging spurious gold	-	1,819.98	-	CC1127/20 Case is going on
20	Kothamangalam	14-03-2017	140.95	Customer plugged spurious gold with the help of employees	-	140.95	-	CC604/17 Case is going on
21	Karungal	10-11-2022	26,000.00	Misused KYC and given excess amount	1,528.27	24,471.72	-	FIR Issued
22	Muvattupuzha	28-07-2020	115.00	Customer pledged spurious gold.	-	115.00		CC661/20 Case is going on
23	Koramangala	16-02-2018	761.03	With help of employees customer pledges spurious gold	15.00	761.03		CC 603/19 Case is going on
24	Manarkadu	02-02-2022	3,300.00	Employee replaced original gold by spurious	107.92	3,192.08	-	FIR issued
25	Mysore Road	12-01-2024	1,009.97	Employee pledged	-	-	1,009.97	FIR issued

Sr. No	Branch	Date of detection / Date of reporting to RBI	Amount (₹ in thousand)	Modus Operandi & Action Taken	Recovery (₹ in thousands)	Amount written off (₹ in thousand)	Provisions (₹ in thousands)	Action Taken by the Company
				spurious gold				
	Total		92,835.65		15,394.92	76,390.85	1,855.25	

- I. Summary of reservations, qualifications, emphasis of matter or adverse remarks of auditors during the current and last three Fiscals immediately preceding the year of issue of this Draft Prospectus and of their impact on the financial statements and financial position of our Company and the corrective steps taken and proposed to be taken by our Company for each of the said reservations or qualifications or emphasis of matter or adverse remarks:**

There are no reservations or qualifications or emphasis of matter or adverse remarks in the Company's and in the audited financial statements in the last three Fiscals preceding this Draft Prospectus.

- J. Summary of other observations of the auditors during the current and last three Fiscals immediately preceding the year of issue of this Draft Prospectus and of their impact on the financial statements and financial position of our Company and the corrective steps taken and proposed to be taken by our Company for each of the said observation:**

Other than as disclosed below, there are no other observations of the auditors during the last three Fiscals immediately preceding the year of issue of this Draft Prospectus and of their impact on the financial statements and financial position of our Company:

Financial Year	Basis of Financial Statements	Summary of Qualifications or reservations or emphasis of matter or adverse remarks or other observations by auditors in the audit report / CARO	Impact on the financial statements and financial position of the Company	Corrective steps taken and proposed to be taken by the Company
2022-23	Consolidated	Nil	N.A	N.A
	Standalone	Nil	N.A	N.A
2021-22	Consolidated	Nil	N.A	N.A
	Standalone	Nil	N.A	N.A
2020-21	Consolidated	Nil	N.A	N.A
	Standalone	Nil	N.A	N.A

- K. Details of disciplinary action taken by SEBI or Stock Exchanges against the Promoters/Group Companies in the last five financial years, including outstanding action.**

No disciplinary action has been taken by SEBI or Stock Exchanges against the promoters/Group Companies in the last five financial years immediately preceding the date of this Draft Prospectus.

KEY REGULATIONS AND POLICIES

The regulations summarized below are not exhaustive and are only intended to provide general information to Investors and are neither designed nor intended to be a substitute for any professional legal advice. Taxation statutes such as the IT Act, GST laws (including CGST, SGST and IGST) and applicable local sales tax statutes, labour regulations such as the Employees State Insurance Act, 1948 and the Employees Provident Fund and Miscellaneous Provisions, Act, 1952, and other miscellaneous regulations such as the Trade Marks Act, 1999 and applicable Shops and Establishments statutes apply to us as they do to any other Indian company and therefore have not been detailed below.

The following description is a summary of certain sector specific laws and regulations in India, which are applicable to our Company. The information detailed in this chapter has been obtained from publications available in the public domain. The regulations set out below may not be exhaustive and are only intended to provide general information to the investors and are neither designed nor intended to substitute for professional legal advice. The statements below are based on the current provisions of the Indian law, and the judicial and administrative interpretations thereof, which are subject to change or modification by subsequent legislative, regulatory, administrative or judicial decisions.

The major regulations governing our Company are detailed below:

We are a Base Layer, Non-Deposit taking (which does not accept public deposits), NBFC. (“NBFC-BL”). As such, our business activities are regulated by RBI Regulations applicable to non-public deposit accepting NBFCs.

Regulations governing NBFCs

Reserve Bank of India Act, 1934

As per the RBI Act, a financial institution has been defined as a company which includes a non-banking institution carrying on as its business or part of its business the financing activities, whether by way of making loans or advances or otherwise, of any activity, other than its own and it is engaged in the activities of loans and advances, acquisition of shares/stock/bonds/debentures/securities issued by the Government of India or other local authorities or other marketable securities of like nature, leasing, hire-purchase, insurance business, chit business but does not include any institution whose principal business is that of carrying out any agricultural or industrial activities or the sale/purchase/construction of immovable property.

As per prescribed law any company that carries on the business of a non-banking financial institution as its ‘principal business’ is to be treated as an NBFC. The term ‘principal business’ has not been defined in any statute; however, RBI has clarified through a press release (Ref. No. 1998-99/1269) issued in 1999, that in order to identify a particular company as an NBFC, it will consider both the assets and the income pattern as evidenced from the last audited balance sheet of the company to decide a company’s principal business. The company will be treated as an NBFC if its financial assets are more than 50 per cent of its total assets (netted off by intangible assets) and income from financial assets should be more than 50 per cent of the gross income. Both these tests are required to be satisfied in order to determine the principal business of a company.

Every NBFC is required to submit to the RBI a certificate, from its statutory auditor within 5 working days from the date of signing of the Auditor’s report in terms of section 134 of the Companies Act, 2013, and in any case, not later than December 31 of that year, stating that it is engaged in the business of non-banking financial institution requiring it to hold a certificate of registration.

NBFCs are primarily governed by the RBI Act, the Master Direction – Reserve Bank of India (Non-Banking Financial Company –Scale Based Regulation) Directions, 2023, and the Non-Banking Financial Companies Acceptance of Public Deposits (Reserve Bank) Directions, 2016. In addition to these regulations, NBFCs are also governed by various circulars, notifications, guidelines and directions issued by the RBI from time to time.

Although by definition, NBFCs are permitted to operate in similar sphere of activities as banks, there are a few important and key differences. The most important distinctions are:

- An NBFC cannot accept deposits repayable on demand – in other words, NBFCs can only accept fixed term deposits. Thus, NBFCs are not permitted to issue negotiable instruments, such as cheques which are payable on demand; and
- NBFCs are not allowed to deal in foreign exchange, even if they specifically apply to the RBI for approval in this regard, unless they have received an Authorised Dealer Category II licence from the RBI.

Types of NBFCs

Section 45-IA of the RBI Act makes it mandatory for every NBFC to get itself registered with the Reserve Bank in order to be able to commence any of the aforementioned activities.

The major regulations governing our Company are detailed below:

The RBI on October 19, 2023 issued Master Direction – Reserve Bank of India (Non-Banking Financial Company – Scale Based Regulation) Directions, 2023 (“**SBR Directions**”). A Revised Regulatory Framework for NBFCs whereby NBFCs have been categorised into following four layers based on their size, activity, and perceived riskiness by the RBI:

- i) NBFC- Base Layer (“**NBFC-BL**”);
- ii) NBFC- Middle Layer (“**NBFC-ML**”);
- iii) NBFC- Upper layer (“**NBFC-UL**”); and
- iv) NBFC- Top Layer (“**NBFC-TL**”)

The NBFC- BL comprise of (a) non-deposit taking NBFCs below the asset size of ₹1,00,000 lakh and (b) NBFCs undertaking the following activities- (i) NBFC-Peer to Peer Lending Platform (NBFC-P2P), (ii) NBFC-Account Aggregator (NBFC-AA), (iii) Non-Operative Financial Holding Company (NOFHC) and (iv) NBFCs not availing public funds and not having any customer interface.

The NBFC- ML consist of (a) all deposit taking NBFCs (“**NBFC-Ds**”), irrespective of asset size, (b) non-deposit taking NBFCs with asset size of ₹1,00,000 lakh and above and (c) NBFCs undertaking the following activities (i) Standalone Primary Dealers (SPDs), (ii) Infrastructure Debt Fund - Non-Banking Financial Companies (IDF-NBFCs), (iii) Core Investment Companies (CICs), (iv) Housing Finance Companies (HFCs) and (v) Infrastructure Finance Companies (NBFC-IFCs).

The NBFC-UL comprise of those NBFCs which are specifically identified by RBI as warranting enhanced regulatory requirement based on a set of parameters and scoring methodology as provided in annexure 1 to SBR Directions. The top ten eligible NBFCs in terms of their asset size shall always reside in the upper layer, irrespective of any other factor. Further, the RBI, pursuant to its circular dated June 6, 2022, put in place provisioning norms in respect of ‘standard’ assets for NBFCs for the upper layer at certain specified rates.

The NBFC-TL will ideally remain empty. This layer can get populated if RBI is of the opinion that there is a substantial increase in the potential systemic risk from specific NBFC-UL. Such NBFCs shall move to the NBFC-TL.

Pursuant to the SBR Directions the criteria of asset size of non-deposit taking NBFCs for classification as non-systemically important has been increased from ₹50,000 lakh to ₹1,00,000 lakh (“**NBFC-ND**”). Therefore, non-deposit NBFCs with asset size of over ₹1,00,000 lakh will be considered as systemically important by the RBI (“**NBFC-ND-SI**”). The SBR Direction provides that from October 01, 2022 references to NBFC-ND shall mean NBFC-BL and all references to NBFC-D and NBFC-ND-SI shall mean NBFC-ML or NBFC-UL, as the case may be. However, the SBR Framework clarifies that NBFC-ND-SIs having asset size of ₹50,000 lakh and above but below ₹1,00,000 lakh (except those necessarily featuring in NBFC-Middle Layer) will be known as NBFC-BL.

Categorisation of NBFCs carrying out specific activity

As the regulatory structure envisages scale based as well as activity-based regulation under the SBR Framework, the following prescriptions shall apply in respect of the NBFCs:

- i) NBFC-P2P, NBFC-AA, NOFHC and NBFCs without public funds and customer interface will always remain in the base layer of the regulatory structure.
- ii) NBFC-D, CIC, IFC and HFC will be included in middle layer or the upper layer (and not in the base layer), as the case may be. SPD and IDF-NBFC will always remain in the middle layer.
- iii) The remaining NBFCs, viz., Investment and Credit Companies (NBFC-ICC), Micro Finance Institution (NBFC-MFI), NBFC-Factors and Mortgage Guarantee Companies (NBFC-MGC) could lie in any of the layers of the regulatory structure depending on the parameters of the scale based regulatory framework.
- iv) Government owned NBFCs shall be placed in the base layer or middle layer, as the case maybe.

RBI Master Directions define 'NBFC-ICC' to mean a company which is a financial institution carrying on as its principal business of asset finance, the providing of finance whether by making loans or advances or otherwise for any activity other than its own and the acquisition of securities.

As on date of filing of this Draft Prospectus the Company falls under the category of NBFC BL, as its assets size is less than ₹ 1,00,000 lakh, as per the last audited balance sheet. SBR Framework provides that NBFCs in the base layer (NBFC-BL) shall continue to follow regulations as currently applicable for NBFC-ND, as the case may be, except for the regulatory changes under SBR Framework applicable on NBFC-BL.

Regulatory Requirements of an NBFC under the RBI Act

Net Owned Fund

The current net owned fund requirement for NBFC-ICC is ₹ 2 crore. SBR Directions have incrementally revised the net owned fund requirement for the NBFC-ICC for achieving the net owned fund: (i) that minimum net owned fund requirement of ₹ 5 crore) by March 31, 2025; and (ii) ₹ 10 crore by March 31, 2027. For this purpose, the RBI Act has defined “net owned fund” to mean:

Net Owned Fund – The aggregate of the paid-up equity capital and free reserves as disclosed in the latest balance sheet of the company, after deducting (i) accumulated balance of losses, (ii) deferred revenue expenditure, (iii) deferred tax asset (net); and (iv) other intangible assets; and further reduced by the amounts representing,

- (i) investment by such companies in shares of (i) its subsidiary, (ii) companies in the same group, (iii) other NBFCs; and
- (ii) the book value of debentures, bonds, outstanding loans and advances (including hire purchase and lease finance) made to, and deposits with (i) subsidiary of such companies; and (ii) companies in the same group, to the extent such amount exceeds 10 per cent of (a) above.

Reserve Fund

In addition to the above, Section 45-IC of the RBI Act requires NBFCs to create a reserve fund and transfer therein a sum of not less than 20% of its net profits earned annually before declaration of dividend. Such a fund is to be created by every NBFC irrespective of whether it is a ND NBFC or not. Such sum cannot be appropriated by the NBFC except for the purpose as may be specified by the RBI from time to time and every such appropriation is required to be reported to the RBI within 21 days from the date of such appropriation.

Maintenance of liquid assets

Under the Master Directions, all Non-deposit taking NBFCs with asset size of ₹10,000 lakh and above (as per their last audited balance sheet), systemically important core investment companies and all deposit taking NBFCs (except Type I) NBFC-ND, Non-Operating Financial Holding Company and Standalone Primary Dealer) are required to comply with the RBI Guidelines on Liquidity Risk Management Framework (“**LRM Framework**”). The LRM Framework provide that the applicable NBFCs should ensure sound and robust liquidity risk management system, the board of directors of the NBFC shall frame a liquidity risk management framework which ensures that it maintains sufficient liquidity, including a cushion of unencumbered, high quality liquid assets to withstand a range of stress events, including those involving the loss or impairment of both unsecured and secured funding sources. The liquidity risk management policy should spell out the entity-level liquidity risk tolerance; funding strategies; prudential limits; system for measuring, assessing and reporting/ reviewing liquidity; framework for stress testing; liquidity planning under alternative scenarios/formal contingent funding plan; nature and frequency of management reporting; periodical review of assumptions used in liquidity projection; etc. The LRM Framework inter alia, deal with: (i) liquidity risk management policy, strategies and practices; (ii) management information system; (iii) internal controls; (iv) maturity profiling; (v) liquidity risk measurement – stock approach; (vi) currency risk; (vii) managing interest rate risk; and (viii) liquidity risk monitoring tools.

The NBFC shall constitute risk management committee (“**RMC**”) consisting of chief executive officer (“**CEO**”)/ managing director (“**MD**”) and heads of various risk verticals, who shall be responsible for evaluating the overall risks faced by the NBFC including liquidity risk. Further, applicable NBFCs have to constitute asset liability management committee (“**ALCO**”) consisting of the NBFC’s top management shall be responsible for ensuring adherence to the risk tolerance/limits set by the board of directors as well as implementing the liquidity risk management strategy of the NBFC.

The CEO/ MD or the Executive Director should head the Committee. The role of the ALCO with respect to liquidity risk should include, *inter alia*, decision on desired maturity profile and mix of incremental assets and liabilities, sale of assets as

a source of funding, the structure, responsibilities and controls for managing liquidity risk, and overseeing the liquidity positions of all branches. In addition to RMC and ALCO, applicable NBFCs shall constitute asset liability management support group (“**ALM Support Group**”). ALM Support Group consist of the operating staff responsible for analysing, monitoring and reporting the liquidity risk profile to the ALCO. The maturity profile should be used for measuring the future cash flows of NBFCs in different time buckets. Within each time bucket, there could be mismatches depending on cash inflows and outflows. While the mismatches up to one year would be relevant since these provide early warning signals of impending liquidity problems, the main focus shall be on the short-term mismatches, viz., 1-30/ 31 days. The net cumulative negative mismatches in the statement of structural liquidity in the maturity buckets 1-7 days, 8-14 days, and 15-30 days shall not exceed 10 percent, 10 percent and 20 per cent of the cumulative cash outflows in the respective time buckets. NBFCs, however, are expected to monitor their cumulative mismatches (running total) across all other time buckets upto 1 year by establishing internal prudential limits with the approval of the board of directors. NBFCs shall also adopt the above cumulative mismatch limits for their structural liquidity statement for consolidated operations. Other than liquidity risk the applicable NBFC has to currency risk and interest rate risk under the terms of LRM Framework.

In addition to the guidelines laid down under LRM Framework, all non-deposit taking systemically important NBFCs with asset size of ₹ 5,00,000 lakh and above (except Core Investment Companies, Type I NBFC-NDs, Non-Operating Financial Holding Companies and Standalone Primary Dealers) and all deposit taking NBFCs irrespective of the asset size shall adhere to the liquidity coverage ratio guidelines (“**LCR Framework**”). LRM Framework provides that applicable NBFCs shall maintain an adequate level of unencumbered high quality liquid assets (HQLA) that can be converted into cash to meet its liquidity needs for a 30 calendar-day time horizon under a significantly severe liquidity stress scenario. The liquidity coverage ratio shall be maintained on an ongoing basis to help monitor and control liquidity risk as per the prescribed timelines in progressive manner, as provided below:

	December 1,				
	2020	2021	2022	2023	2024
For NBFCs with asset size of ₹10,00,000 lakh and above	50%	60%	70%	85%	100%
For NBFCs with asset size of ₹5,00,000 lakh and below ₹10,00,000 lakh	30%	50%	60%	85%	100%

Information with respect to change of address, directors, auditors, etc. to be submitted

An NBFC-ND-SI (NBFC-BL) is required to inform the RBI, not later than one month from the occurrence of any change in:

- i) the complete postal address, telephone number/s and fax number/s of the registered/corporate office;
- ii) the names and residential addresses of the directors of the company;
- iii) the names and the official designations of its principal officers;
- iv) the names and office address of the auditors of the company; and
- v) the specimen signatures of the officers authorised to sign on behalf of the company

to the Regional Office of the Department of Supervision of RBI under whose jurisdiction NBFC is registered.

SBR Master Directions-

The SBR Master Directions contains specific directions on prudential regulations for Non-Banking Finance Company Investment and Credit Company having an asset size of ₹ 500 crores or more (“**NBFC-ICCs**”) under section VII. The SBR Master Directions, amongst other requirements prescribe guidelines for income recognition, asset classification, provisioning requirements, constitution of audit committee, capital adequacy requirements and concentration of credit/investment and pricing of credit, transparency in interest rates for applicable NBFCs, including NBFC-ICCs.

As on quarter and nine-month period ended December 31, 2023 and March 31, 2023, our Company has asset size of ₹ 64,60,242.16 thousand and ₹ 52,61,023.90 thousand (excluding off-balance sheet assets) respectively. Accordingly, our Company is a Base Layer NBFC under the Master Directions.

Loan-to-value guidelines

The RBI vide the Master Directions, directed all NBFCs to maintain a loan to value ratio not exceeding 75% for loans granted against the collateral of gold jewellery. NBFCs primarily engaged in lending against gold jewellery (such loans comprising 50% or more of their financial assets) shall maintain a minimum Tier I capital of 12% of aggregate risk weighted assets of on-balance sheet and of risk adjusted value of off-balance sheet items. The RBI Master Directions has issued guidelines with regard to the following:

- (i) Appropriate infrastructure for storage of gold ornaments: A minimum level of physical infrastructure and facilities is available in each of the branches engaged in financing against gold jewellery including a safe deposit vault and appropriate security measures for operating the vault to ensure safety of the gold and borrower convenience. Existing NBFCs should review the arrangements in place at their branches and ensure that necessary infrastructure is put in place at the earliest. No new branches should be opened without suitable storage arrangements, including safe deposit vault, having been made thereat. No business of grant of loans against the security of gold can be transacted at places where there are no proper facilities for storage/security.
- (ii) NBFCs shall not grant any advance against bullion / primary gold and gold coins. NBFCs shall not grant any advance for purchase of gold in any form including primary gold, gold bullion, gold jewellery, gold coins, units of Exchange Traded Funds (ETF) and units of gold mutual fund.
- (iii) Prior approval of RBI for opening branches in excess of 1,000: It is henceforth mandatory for NBFC to obtain prior approval of the Reserve Bank to open branches exceeding 1,000. However, NBFCs which already have more than 1,000 branches may approach the Bank for prior approval for any further branch expansion. Besides, no new branches will be allowed to be opened without the facilities for storage of gold jewellery and minimum security facilities for the pledged gold jewellery.
- (iv) Standardization of value of gold in arriving at the loan to value ratio: For arriving at the value of gold jewellery accepted as collateral, it will have to be valued at the average of the closing price of 22 carat gold for the preceding 30 days as quoted by BBA or the historical spot gold price data publicly disseminated by a commodity exchange regulated by the Forward Markets Commission.
- (v) Verification of the Ownership of Gold: NBFCs should have an explicit Board approved policy in their overall loan policy to verify ownership of the gold jewellery, and adequate steps be taken to ensure that the KYC guidelines stipulated by the Reserve Bank are followed and due diligence of the customer undertaken. Where the gold jewellery pledged by a borrower at any one time or cumulatively on loan outstanding is more than 20 grams, NBFCs must keep record of the verification of the ownership of the jewellery. The method of establishing ownership should be laid down as a Board approved policy. Auction Process and Procedures: The following additional stipulations are made with respect to auctioning of pledged gold jewellery:
 - (a) The auction should be conducted in the same town or taluka in which the branch that has extended the loan is located.
 - (b) While auctioning the gold the NBFC should declare a reserve price for the pledged ornaments. The reserve price for the pledged ornaments should not be less than 85% of the previous 30 day average closing price of 22 carat gold as declared by The Bombay Bullion Association Limited and value of the jewellery of lower purity in terms of carats should be proportionately reduced.
 - (c) It will be mandatory on the part of the NBFCs to provide full details of the value fetched in the auction and the outstanding dues adjusted and any amount over and above the loan outstanding should be payable to the borrower.
 - (d) NBFCs must disclose in their annual reports the details of the auctions conducted during the financial year including the number of loan accounts, outstanding amounts, value fetched and whether any of its sister concerns participated in the auction.
 - (e) In case the first auction fails, NBFCs can pool gold jewellery from different branches in a district and auction it at any location within the district, subject to adherence with all other requirements regarding auction (prior notice, reserve price, arms-length relationship, disclosures, etc.) are met.

Rating of NBFCs

Pursuant to the RBI Master Directions, all NBFCs with an asset size of above ₹100 crore are required to, as per RBI instructions to, furnish information about downgrading or upgrading of the assigned rating of any financial product issued by them within 15 days of a change in rating.

Prudential Norms

The Master Directions amongst other requirements prescribe guidelines on NBFC-ND regarding income recognition, asset classification, provisioning requirements, constitution of audit committee, capital adequacy requirements, concentration of credit/ investment and norms relating to infrastructure loans. Further the concentration of credit/ investment norms shall not apply to a systemically important non-banking financial company not accessing public funds in India, either directly or indirectly, and not issuing guarantees.

Provisioning Requirements

An NBFC-ND-SI (NBFC-BL), after taking into account the time lag between an account becoming non-performing, its recognition, the realisation of the security and erosion overtime in the value of the security charged, shall make provisions against sub-standard assets, doubtful assets and loss assets in the manner provided for in the Master Directions.

In the interests of counter cyclicalities and so as to ensure that NBFCs create a financial buffer to protect them from the effect of economic downturns, RBI vide their circular no. DNBS.PD.CC. No.207/ 03.02.002 /2010-11 dated January 17, 2011, introduced provisioning for Standard Assets by all NBFCs. NBFCs are required to make a general provision at 0.25 per cent of the outstanding standard assets. RBI vide their circular no. DNBR (PD) CC No. 037/03.01.001/2014-15 dated June 11, 2015 raised the provision for standard assets to 0.40 per cent to be met by March 2018. The provisions on standard assets are not reckoned for arriving at Net NPAs. The provisions towards Standard Assets are not needed to be netted from gross advances but shown separately as 'Contingent Provisions against Standard Assets' in the balance sheet. NBFCs are allowed to include the 'General Provisions on Standard Assets' in Tier II Capital which together with other 'general provisions/ loss reserves' will be admitted as Tier II Capital only up to a maximum of 1.25 per cent of the total risk-weighted assets. NBFCs shall after taking into account the time lag between an account becoming non-performing, its recognition as such, the realisation of the security and the erosion over time in the value of security charged, make provision against sub-standard assets, doubtful assets and loss as assets.

The provisioning requirements in respect of loans, advances and other credit facilities including bills purchased and discounted shall be as:

Loss Assets	In case of loss assets the entire asset shall be written off. If the assets are permitted to remain in the books for any reason, 100% of the outstanding must be provided for.	
Doubtful Assets	(a) 100% provision to the extent to which the advance is not covered by the realisable value of the security to which the NBFC has a valid recourse shall be made. The realisable value is to be estimated on a realistic basis;	
	In addition to the above, depending upon the period for which the asset has remained doubtful, provision to the extent of 20% to 50% of the secured portion (i.e. estimated realisable value of the outstanding) shall be made on the following basis:	
	(b) is:	
	Period for which the asset has been considered as doubtful	% of provision
	Upto one year	20
Sub-standard assets	One to three years	30
	More than three years	50
A general provision of 10% of total outstanding shall be made.		

Leverage Ratio Norms

An NBFC-ND-SI (NBFC-BL) shall maintain a leverage ratio of not more than 7 after March 31, 2015. Further, NBFCs which are primarily engaged in lending against gold jewellery (such loans comprising of 50 percent or more of their financial assets) shall maintain a minimum tier I capital of 12 per cent of aggregate risk weighted assets of on-balance sheet and of risk adjusted value of off-balance sheet items.

Asset Classification

The Master Directions require that every NBFC shall, after taking into account the degree of well-defined credit weaknesses and extent of dependence on collateral security for realisation, classify its lease/hire purchase assets, loans and advances and any other forms of credit into the following classes:

- Standard assets;
- Sub-standard Assets;
- Doubtful Assets; and
- Loss assets

Further, such class of assets would not be entitled to be upgraded merely as a result of rescheduling, unless it satisfies the conditions required for such upgradation. At present every NBFC is required to make a provision for standard assets at 0.40 per cent.

Standard Assets

The asset in respect of which, no default in repayment of principal or payment of interest is perceived and which does not disclose any problem or carry more than normal risk attached to the business.

Sub-standard Assets

Assets which have been classified as non-performing asset for a period not exceeding eighteen months; or assets where the terms of the agreement regarding interest and/or principal have been renegotiated or rescheduled or restructured after commencement of operations, until the expiry of one year of satisfactory performance under the renegotiated or rescheduled or restructured terms.

Doubtful Assets

Assets such as term loans, lease asset, a hire purchase asset or any other asset which remains a sub-standard asset for a period exceeding 18 months.

Loss Assets

An asset which has been identified as loss asset by the NBFC or its internal or external auditor by the RBI during the inspection of the NBFC, to the extent it is not written off by the NBFC and an asset which is adversely affected by a potential threat of non-recoverability due to either erosion in the value of security or non-availability of security or due to any fraudulent act or omission on the part of the borrower.

The Non-Performing Asset classification norm stands changed due to the overdue period of more than 90 days for applicable NBFCs. A glide path is provided to applicable NBFCs to adhere to the 90 days NPA form as –

NPA Norms	Timeline
>150 days overdue	By March 31, 2024
>120 days overdue	By March 31, 2025
> 90 days	By March 31, 2026

The glide path will not be applicable to NBFCs which are already required to follow the 90 day NPA norm.

Non-Performing Asset (NPA)

- (i) assets in respect of which interest has remained overdue for a period of more than 90 days.
- (ii) a term loan inclusive of unpaid interest when the instalment is overdue for a period of more than 90 days or on which interest amount remained overdue for a period of more than 90 days.
- (iii) a demand or call loan, which remained overdue for a period of more than 90 days from the date of demand or call or on which interest amount remained overdue for a period of more than 90 days.
- (iv) a bill which remains overdue for a period of more than 90 days
- (v) the interest in respect of a debt or the income on receivables under the head 'other current assets' in the nature of short-term loans/advances, which facility remained overdue for a period of more than 90 days.
- (vi) any dues on account of sale of assets or services rendered or reimbursement of expenses incurred, which remained overdue for a period of more than 90 days. (vii) the lease rental and hire purchase instalment, which has become overdue for a period of more than 90 days
- (vii) in respect of loans, advances and other credit facilities (including bills purchased and discounted), the balance outstanding under the credit facilities (including accrued interest) made available to the same borrower/beneficiary when any of the above credit facilities becomes non-performing asset.

Provided that in case of lease and hire purchase transactions, an NBFC shall classify each such account on the basis of its record of recovery.

Other stipulations

All NBFCs are required to frame a policy for demand and call loan that includes provisions on the cut-off date for recalling the loans, the rate of interest, periodicity of such interest and periodical reviews of such performance.

Lending against security of gold

The RBI pursuant to the Scale Based Master Directions, as amended from time to time has prescribed that all NBFCs shall maintain a loan to value ratio not exceeding 75% for loans granted against the collateral of gold jewellery. The Value of gold jewellery, for the purpose of determining maximum permissible limit shall be the intrinsic value of the gold content therein and no other cost elements shall be added thereto.

Implementation of Green Initiative of the Government

All NBFCs are required take proactive steps for increasing the use of electronic payment systems, elimination of post-dated cheques and gradual phase-out of cheques in their day to day business transactions which would result in more cost-effective transactions and faster and accurate settlements.

Reserve Bank of India (Know Your Customer (KYC)) Master Directions, 2016 dated February 25, 2016, as amended (“RBI KYC Directions”)

The RBI KYC Directions are applicable to every entity regulated by the RBI, specifically, scheduled commercial banks, regional rural banks, local area banks, primary (urban) co-operative banks, state and central co-operative banks, all India financial institutions, NBFCs, miscellaneous non-banking companies and residuary non-banking companies, amongst others. In terms of the RBI KYC Directions, every entity regulated thereunder is required to formulate a KYC policy which is duly approved by the board of directors of such entity or a duly constituted committee thereof. The KYC policy formulated in terms of the RBI KYC Directions is required to include four key elements, being customer acceptance policy, risk management, customer identification procedures and monitoring of transactions. It is advised that all NBFC’S adopt the same with suitable modifications depending upon the activity undertaken by them and ensure that a proper policy framework of anti-money laundering measures is put in place. The RBI KYC Directions provide for a simplified procedure for opening accounts by NBFCs. It also provides for an enhanced and simplified due diligence procedure. It has prescribed detailed instructions in relation to, inter alia, the due diligence of customers, record management, and reporting requirements to Financial Intelligence Unit – India. The RBI KYC Directions have also issued instructions on sharing of information while ensuring secrecy and confidentiality of information held by Banks and NBFCs. The regulated entities must also adhere to the reporting requirements under Foreign Account Tax Compliance Act and Common Reporting Standards. The RBI KYC Directions also require the regulated entities to ensure compliance with the requirements/obligations under international agreements. The regulated entities must also pay adequate attention to any money-laundering and financing of terrorism threats that may arise from new or developing technologies and ensure that appropriate KYC procedures issued from time to time are duly applied before introducing new products/services/technologies. The RBI KYC Directions were updated on April 20, 2018 to enhance the disclosure requirements under the Prevention of Money-Laundering Act, 2002 and in accordance with the Prevention of Money-Laundering Rules vide Gazette Notification GSR 538 (E) dated June 1, 2017 and the final judgment of the Supreme Court in the case of Justice K.S. Puttaswamy (Retd.) & Another v. Union of India (Writ Petition (Civil) 494/2012). The Directions were updated to accommodate authentication as per the AADHAR (Targeted Delivery of Financial and Other Subsidies, Benefits and Services) Act, 2016 and use of an Indian resident’s Aadhar number as a document for the purposes of fulfilling KYC requirement. The RBI KYC Directions were further updated on January 9, 2020 with a view to leveraging the digital channels for customer identification process by regulated entities, whereby the RBI has decided to permit video based customer identification process as a consent based alternate method of establishing the customer’s identity, for customer onboarding.

Accounting Standards & Accounting policies

Subject to the changes in Indian Accounting Standards (“IAS”) and regulatory environment applicable to a NBFC we may change our accounting policies in the future and it might not always be possible to determine the effect on the statement of profit and loss of these changes in each of the accounting years preceding the change. In such cases profit/loss for the preceding years might not be strictly comparable with the profit/loss for the period for which such accounting policy changes are being made. The Ministry of Corporate Affairs (“MCA”), in its press release dated January 18, 2016, issued a roadmap for implementation of Ind AS converged with IFRS for non-banking financial companies, scheduled commercial banks, insurers, and insurance companies, which was subsequently confirmed by the RBI through its circular dated February 11, 2016. The notification further explains that NBFCs whose equity and/or debt securities are listed or in the process of listing

on any stock exchange in India or outside India and having a net worth of less than ₹50,000 lakh, shall comply with Ind AS for accounting periods beginning from April 1, 2021 onwards with comparatives for the periods ending on March 31, 2021 or thereafter. Accordingly, Ind AS is applicable to our Company with effect from April 1, 2021.

Reporting by Statutory Auditor

The statutory auditor of the ND-Non-SI-Directions is required to submit to the Board of Directors of the company along with the statutory audit report, a special report certifying that the Directors have passed the requisite resolution mentioned above, not accepted any public deposits during the year and has complied with the prudential norms relating to income recognition, accounting standards, asset classification and provisioning for bad and doubtful debts as applicable to it. In the event of non-compliance, the statutory auditors are required to directly report the same to the RBI.

Master Direction – Non-Banking Financial Companies Auditor’s Report (Reserve Bank) Directions, 2016

In addition to the report made by the auditor under Section 143 of the Companies Act, 2013 on the accounts of an NBFC-ND-SI (NBFC-BL), the auditor shall make a separate report to the Board of Directors of the company on *inter alia* examination of validity of certificate of registration obtained from the RBI, whether the NBFC is entitled to continue to hold such certificate of registration in terms of its Principal Business Criteria (financial asset / income pattern) as on 31st March of the applicable year, whether the NBFC is meeting the required net owned fund requirement, whether the board of directors has passed a resolution for non-acceptance of public deposits, whether the company has accepted any public deposits during the applicable year, whether the company has complied with the prudential norms relating to income recognition, accounting standards, asset classification and provisioning for bad and doubtful debts as applicable to it, whether the capital adequacy ratio as disclosed in the return submitted to the Bank in form NBS- 7, has been correctly arrived at and whether such ratio is in compliance with the minimum CRAR prescribed by the Bank, whether the company has furnished to the Bank the annual statement of capital funds, risk assets/exposures and risk asset ratio (NBS-7) within the stipulated period, and whether the non-banking financial company has been correctly classified as NBFC Micro Finance Institutions (MFI).

Master Direction – Reserve Bank of India (Filing of Supervisory Returns) Directions – 2024

These master directions repeal multiple circulars in order to create a consolidated set of relevant instructions for the purpose of filing of the supervisory returns. These directions provides a broader framework to understand the purpose of the returns and are a single reference for all supervisory returns. They also harmonize the timelines for filing of returns and consolidate all the relevant instructions for submission of returns.

Master Direction- Non-Banking Financial Company Returns (Reserve Bank) Directions, 2016

All NBFCs are required to put in place a reporting system for filing various returns with the RBI. An NBFC-ND-SI (NBFC-BL) is required to file on a quarterly basis a return on important financial parameters, including components of assets and liabilities, profit and loss account, exposure to sensitive sectors etc., NBS-7 on prudential norms on a quarterly basis, multiple returns on asset-liability management to address concerns regarding *inter alia* asset liability mismatches and interest rate risk, quarterly report on branch information, and Central Repository of Information on Large Credits (“CRILC”) on a quarterly basis as well as all Special Mention Accounts-2 (“SMA-2”) status on a weekly basis to facilitate early recognition of financial distress, prompt steps for resolution and fair recovery for lenders.

Financing of NBFCs by bank

The RBI has issued guidelines vide a circular dated bearing number DBOD No. FSD. BC.46/24.01.028/2006-07 dated December 12, 2006 relating to the financial regulation of systemically important NBFC-NDs and the relationship of banks with such institutions. In particular, these guidelines prohibit banks from lending to NBFCs for the financing of certain activities, such as (i) bill discounting or rediscounting, except where such discounting arises from the sale of commercial vehicles and two wheelers or three wheelers, subject to certain conditions; (ii) unsecured loans or corporate deposits by NBFCs to any company; (iii) investments by NBFCs both of current and long term nature, in any company; (iv) further lending to individuals for the purpose of subscribing to an initial public offer.

In addition to the above the RBI has issued guidelines vide a circular dated bearing number DBR.BP.BC.No.5/21.04.172/2015-16 dated July 1, 2015 relating to bank financing of NBFCs predominantly engaged in lending against Gold has directed banks to (i) reduce their regulatory exposure ceiling on a single NBFC, having gold loans to the extent of 50% or more of its total financial assets 10% of banks’ capital funds. However, the exposure ceiling may go up by 5%, i.e., up to 15% of banks’ capital funds if the additional exposure is on account of funds on-lent by NBFCs to the infrastructure sector and (ii) to have an internal sub-limit on their aggregate exposures to all such NBFCs, having gold loans

to the extent of 50% or more of their total financial assets, taken together. The sub-limits should be within the internal limit fixed by the banks for their aggregate exposure to all NBFCs put together.

Master Direction on Information Technology Framework for the NBFC Sector, 2017

All NBFCs shall have a board approved Information Technology policy/Information system policy.

Directions on Managing Risks and Code of Conduct in Outsourcing of Financial Services by NBFCs, 2017

With a view to put in place necessary safeguards applicable to outsourcing of activities by NBFCs, the RBI has issued directions on managing risks and code of conduct in outsourcing of financial services by NBFCs (“**Risk Management Directions**”). The Risk Management Directions specify that core management functions like internal auditing, compliance functions, decision making functions such as compliance with KYC norms shall not be outsourced by NBFCs. Further, the Risk Management Directions specify that outsourcing of functions shall not limit its obligations to its customers.

Norms for excessive interest rates

In addition, the RBI has introduced *vide* a circular bearing reference number RBI/ 2006-07/ 414 dated May 24, 2007 whereby RBI has requested all NBFCs to put in place appropriate internal principles and procedures in determining interest rates and processing and other charges. In addition to the aforesaid instruction, the RBI has issued a Master Circular on Fair Practices Code dated July 1, 2015 for regulating the rates of interest charged by the NBFCs. These circulars stipulate that the board of each NBFC is required to adopt an interest rate model taking into account the various relevant factors including cost of funds, margin and risk premium. The rate of interest and the approach for gradation of risk and the rationale for charging different rates of interest for different categories of borrowers are required to be disclosed to the borrowers in the application form and expressly communicated in the sanction letter. Further, this is also required to be made available on the NBFCs website or published in newspapers and is required to be updated in the event of any change therein. Further, the rate of interest would have to be an annualised rate so that the borrower is aware of the exact rates that would be charged to the account.

Supervisory Framework

In order to ensure adherence to the regulatory framework by systemically important ND-NBFCs, the RBI has directed such NBFCs to put in place a system for submission of an annual statement of capital funds, and risk asset ratio etc. as at the end of March every year, in a prescribed format. This return is to be submitted electronically within a period of three months from the close of every financial year. Further, a NBFC is required to submit a certificate from its statutory auditor that it is engaged in the business of non-banking financial institution with requirement to hold a certificate of registration under the RBI Act. This certificate is required to be submitted within one month of the date of finalisation of the balance sheet and in any other case not later than December 30 of that particular year. Further, in addition to the auditor’s report under Section 143 of the Companies Act, 2013 the auditors are also required to make a separate report to the Board of Directors on certain matters, including correctness of the capital adequacy ratio as disclosed in the return NBS-7 to be filed with the RBI and its compliance with the minimum CRAR, as may be prescribed by the RBI.

The Reserve Bank – Integrated Ombudsman Scheme, 2021 (the “Ombudsman Scheme”) dated November 12, 2021

The RBI through its ‘Statement on Developmental and Regulatory Policies’ dated February 5, 2021, proposed the integration of the Ombudsman Scheme for Non-Banking Financial Companies, 2018 with the Banking Ombudsman Scheme, 2006 and the Ombudsman Scheme for Digital Transactions, 2019 under the ‘One Nation One Ombudsman’ approach for grievance redressal and has done the same through the Ombudsman Scheme effective from November 12, 2021. This is intended to make the process of redressal of grievances easier by enabling the customers of the banks, NBFCs and non-bank issuers of prepaid payment instruments to register their complaints under the integrated scheme, with one centralized reference point.

The Ombudsman Scheme was introduced by the RBI with the object of enabling resolution of complaints in respect of certain services rendered by certain categories of NBFCs, to facilitate the satisfaction or settlement of such complaints, and matters connected therewith. Further, the RBI through its notification on Appointment of Internal Ombudsman by Non-Banking Financial Companies dated November 15, 2021 has established the office of Internal Ombudsman for NBFCs along with its roles and responsibilities.

The Ombudsman Scheme, inter alia, establishes the office of the ombudsman, specifies the procedure for the redressal of grievances and the mechanism for appeals against the awards passed by the ombudsman.

Appointment of Internal Ombudsman by Non-Banking Financial Companies dated November 15, 2021

The RBI notification requires the appointment of internal ombudsman by NBFCs fulfilling the following criteria as on the date of the circular: (a) Deposit-taking NBFCs (NBFCs-D) with 10 or more branches. (b) Non-Deposit taking NBFCs (NBFCs-ND) with asset size of ₹ 50 billion and above and having public customer interface. NBFCs are required to internally escalate all complaints that are partly or wholly rejected by the NBFC's internal grievance redress mechanism to the internal ombudsman for a final decision within a period of three weeks from the date of receipt of the complaint. Thereafter, the internal ombudsman and the NBFC are required to ensure that the final decision is communicated to the complainant within 30 days from the date of receipt of the complaint by the NBFC. In case any complaint is fully or partly rejected even after examination by the internal ombudsman, the NBFC is necessitated to advise to the complainant as part of the reply of the customer's option to approach the RBI Ombudsman for redress (if the complaint falls under the RBI Ombudsman mechanism) along with complete details.

Asset Liability Management

The RBI has prescribed the Guidelines for Asset Liability Management (“**ALM**”) System in relation to NBFCs (“**ALM Guidelines**”) that are applicable to all NBFCs through a Master Circular on Miscellaneous Instructions to All Non-Banking Financial Companies dated July 1, 2015. As per this Master Circular, the NBFCs (engaged in and classified as equipment leasing, hire purchase finance, loan, investment and residuary non-banking companies) meeting certain criteria, including, an asset base of ₹ 10,000 lakhs, irrespective of whether they are accepting / holding public deposits or not, or holding public deposits of ₹ 2,000 lakhs or more (irrespective of the asset size) as per their audited balance sheet as of March 31, 2001, are required to put in place an ALM system. The ALM Guidelines mainly address liquidity and interest rate risks. In case of structural liquidity, the negative gap (i.e. where outflows exceed inflows) in the 1 to 30/31 days' time-bucket should not exceed the prudential limit of 15 per cent of cash outflows of each time-bucket and the cumulative gap of up to one year should not exceed 15 per cent of the cumulative cash outflows of up to one year. In case these limits are exceeded, the measures proposed for bringing the gaps within the limit should be shown by a footnote in the relevant statement.

Foreign Investment Regulations

Foreign investment in Indian securities is regulated through the Consolidated Foreign Direct Investment (“**FDI**”) Policy and Foreign Exchange Management Act, 1999 (“**FEMA**”). The government bodies responsible for granting foreign investment approvals are the concerned ministries/ departments of the Government of India and the RBI. The Union Cabinet has approved phasing out the Foreign Investment Promotion Board, as provided in the press release dated May 24, 2017. Accordingly, pursuant to the office memorandum dated June 5, 2017, issued by the Department of Economic Affairs, Ministry of Finance, approval of foreign investment under the FDI policy has been entrusted to concerned ministries/departments. Subsequently, the Department of Industrial Policy & Promotion (“**DIPP**”) issued the Standard Operating Procedure (SOP) for Processing FDI Proposals on June 29, 2017 (the “**SOP**”). The SOP provides a list of the competent authorities for granting approval for foreign investment for sectors/activities requiring Government approval. For sectors or activities that are currently under automatic route but which required Government approval earlier as per the extant policy during the relevant period, the concerned administrative ministry/department shall act as the competent authority (the “**Competent Authority**”) for the grant of post facto approval of foreign investment. In circumstances where there is a doubt as to which department shall act as the Competent Authority, the DIPP shall identify the Competent Authority. The DIPP has from time to time made policy pronouncements on FDI through press notes and press releases which are notified by RBI as amendment to FEMA. In case of any conflict FEMA prevails.

The Foreign Exchange Management (Debt Instruments) Regulations, 2019 notified by RBI on October 17, 2019, regulate investment in India by a person resident outside India in listed NCDs.

The Consolidated FDI Policy consolidates the policy framework in place as on August 27, 2017. Further, on January 4, 2018 the RBI released the Master Direction on Foreign Investment in India. Under the approval route, prior approval from the relevant ministry and competent authorities, as per the procedure established under the Standard Operating Procedure for Processing FDI Proposals (“**SOP**”) dated June 29, 2017 or RBI is required. FDI for the items/activities that cannot be brought in under the automatic route may be brought in through the approval route. Approvals are accorded on the recommendation of the FIPB, which is chaired by the Secretary, DIPP, with the Union Finance Secretary, Commerce Secretary and other key Secretaries of the Government of India as its members.

As per the sector specific guidelines of the Government of India, 100 per cent FDI/ Non-Resident Indian (“**NRI**”) investments are allowed under the automatic route in certain NBFC activities subject to compliance with guidelines of the RBI in this regard.

Guidelines for Licencing and other Approvals for Authorised Money Changers (AMCs)

Full Fledged Money Changers (FFMCs) are authorised by the Reserve Bank to deal in foreign exchange for specified purposes, to widen the access of foreign exchange facilities to residents and tourists while ensuring efficient customer service through competition. FFMCs are authorised to purchase foreign exchange from residents and non-residents visiting India and to sell foreign exchange for certain approved purposes. AD Category –I Banks/ADs Category – II/FFMCs may appoint franchisees to undertake purchase of foreign currency*. No person shall carry on or advertise that he carries on money changing business unless he is in possession of a valid money changer's licence issued by the Reserve Bank.

** Note: -Franchisees of AD Category –I Banks/ADs Category – II/FFMCs functioning within 10 kilometres from the borders of Pakistan and Bangladesh may also sell the currency of the bordering country, with the prior approval of the Regional offices concerned of the Reserve Bank. Other franchises of AD Category –I Banks/ADs Category – II/FFMCs cannot sell foreign currency.*

Guidelines for appointment of Agents/ Franchisees by Authorised Dealer Category – FFMCs.

Under the Scheme, the Reserve Bank permits FFMCs to enter into franchisee/agency agreements at their option for the purpose of carrying on Restricted Money Changing business i.e. conversion of foreign currency notes, coins or travellers' cheques into Indian Rupees.

A franchisee can be any entity which has a place of business and a minimum Net Owned Funds of ₹10 lakhs. Franchisees can undertake only restricted money changing business.

FFMCs as the franchisers are free to decide on the tenor of the arrangement as also the commission or fee through mutual agreement with the franchisee. The Agency/Franchisee agreement to be entered into should include the salient features as mentioned under the master circular. The master circular also prescribes the procedure for application, due diligence of franchisees, selection of centres, training, reporting, audit and inspection of franchisees and Anti Money Laundering (AML)/Know Your Customer (KYC)/Combating the Financing of Terrorism (CFT) Guidelines.

Note: No licence for appointment of franchisees will be issued to any FFMC, against whom any major DoE/DRI/CBI/Police case is pending. In case where any FFMC has received one-time approval for appointing franchisees and subsequent to the date of approval, any DoE/DRI/CBI/Police case is filed, the FFMC should not appoint any further franchisees and bring the matter to the notice of the Reserve Bank immediately. A decision will be taken by the Reserve Bank regarding allowing the FFMC to appoint franchisees.

Operational Instructions

Foreign exchange in any form can be brought into India freely without limit provided it is declared on the Currency Declaration Form (CDF) on arrival to the Custom Authorities. When foreign exchange brought in the form of currency notes or travellers' cheques does not exceed US \$10,000 or its equivalent and/or the value of foreign currency notes does not exceed US \$5,000 or its equivalent, declaration thereof on CDF is not insisted upon.

Taking out foreign exchange in any form, other than foreign exchange obtained from an authorised dealer or a money changer is prohibited unless it is covered by a general or special permission of the Reserve Bank. Non-residents, however, have general permission to take out an amount not exceeding the amount originally brought in by them, subject to compliance with the provisions of sub-para above.

Authorised Money Changers (AMCs)/franchisees may freely purchase foreign currency notes, coins and traveller's cheques from residents as well as non-residents. Where the foreign currency was brought in by declaring on form CDF, the tenderer should be asked to produce the same. The AMC should invariably insist on production of declaration in CDF.

AMCs may sell Indian Rupees to foreign tourists/visitors against International Credit Cards/International Debit Cards and take prompt steps to obtain reimbursement through normal banking channels.

AMCs may issue certificate of encashment when asked for in cases of purchases of foreign currency notes, coins and travellers cheques from residents as well as non-residents. These certificates bearing authorised signatures should be issued on the letter head of the money changer and proper record should be maintained. In cases where encashment certificate is not issued, attention of the customers should be drawn to the fact that unspent local currency held by non-residents will be allowed to be converted into foreign currency only against production of a valid encashment certificate.

AMCs may purchase from other AMCs and ADs any foreign currency notes, coins and encashed travellers' cheques tendered in the normal course of business. Rupee equivalent of the amount of foreign exchange purchased should be paid only by way of crossed account payee cheque/demand draft/bankers' cheque/Pay order.

AMCs may sell foreign exchange up to the prescribed ceiling (currently US \$ 10,000) specified in Schedule III to the Foreign Exchange Management (Current Account Transaction) Rules, 2000 during a financial year to persons resident in India for undertaking one or more private visits to any country abroad (except Nepal and Bhutan). Exchange for such private visits will be available on a self-declaration basis to the traveller regarding the amount of foreign exchange availed during a financial year. Foreign nationals permanently resident in India are also eligible to avail of this quota for private visits provided the applicant is not availing of facilities for remittance of his salary, savings, etc., abroad in terms of extant regulations.

AMCs may sell foreign exchange to persons' resident in India for undertaking business travel or for attending a conference or specialised training or for maintenance expenses of a patient going abroad for medical treatment or check-up abroad or for accompanying as attendant to a patient going abroad for medical treatment/check-up up to the limits as specified in Schedule III to FEMA (Current Account Transactions) Rules, 2000.

AMCs may convert into foreign currency, unspent Indian currency held by non-residents at the time of their departure from India, provided a valid Encashment Certificate is produced.

AMCs may convert at their discretion, unspent Indian currency up to ₹10,000 in the possession of non-residents if, for bona fide reasons, the person is unable to produce an Encashment Certificate after ensuring that the departure is scheduled to take place within the following seven days. FFCs may provide facility for reconversion of Indian Rupees to the extent of ₹50,000 to foreign tourists (not NRIs) against ATM Receipts based on the following documents- Valid passport and visa, ticket confirmed for departure within 7 days, Original ATM slip.

AMCs may issue a cash memo, if asked for, on official letterhead to travellers to whom foreign currency is sold by them. The cash memo may be required for production to emigration authorities while leaving the country.

AMCs may put through transactions relating to foreign currency notes and travellers' cheques at rates of exchange determined by market conditions and in alignment with the ongoing market rates.

AMCs should display at a prominent place in or near the public counter, a chart indicating the rates for purchase/sale of foreign currency notes and travellers' cheques for all the major currencies and the card rates for any day, should be updated, latest by 10:30 a.m.

AMCs should keep balances in foreign currencies at reasonable levels and avoid build-up of idle balances with a view to speculating on currency movements.

Franchisees should surrender foreign currency notes, coins and travellers' cheques purchased only to their franchisers within seven working days.

The transactions between authorised dealers and FFCs should be settled by way of account payee crossed cheques/demand drafts. Under no circumstances should settlement be made in cash.

AMCs may obtain their normal business requirements of foreign currency notes from other AMCs/authorised dealers in foreign exchange in India, against payment in rupees made by way of account payee crossed cheque/demand draft.

Where AMCs are unable to replenish their stock in this manner, they may make an application to the Forex Markets Division, Foreign Exchange Department, Central Office, RBI, Mumbai through an AD Category-I for permission to import foreign currency into India. The import should take place through the designated AD Category-I through whom the application is made.

AMCs may export surplus foreign currency notes/encashed travellers' cheques to an overseas bank through designated Authorised Dealer-Category - I in foreign exchange for realisation of their value through the latter. FFCs may also export surplus foreign currency to private money changers abroad subject to the condition that either the realisable value is credited in advance to the AD Category - I bank's nostro account or a guarantee is issued by an international bank of repute covering the full value of the foreign currency notes/coins to be exported.

In the event of foreign currency notes purchased being found fake/forged subsequently, AMCs may write-off up to US \$ 2000 per financial year after approval of their Top Management after exhausting all available options for recovery of the

amount. Any write-off in excess of the above amount, would require the approval of the Regional Office concerned of the Foreign Exchange Department of the Reserve Bank.

Further, provisions regarding the following are also mentioned-

- Registers and Books of Accounts of Money-changing Business
- Submission of Statements to the Reserve Bank
- Inspection of Transactions of AMCs
- Concurrent Audit
- Temporary Money Changing Facilities
- Opening of Foreign Currency Accounts by AMCs

AMCs, with the approval of the respective Regional Offices of the Foreign Exchange Department, may be allowed to open Foreign Currency Accounts in India, subject to the following conditions: -

- i. Only one account may be permitted at a particular centre.
- ii. Only the value of foreign currency notes/encashed TCs exported through the specific bank and realised can be credited to the account.
- iii. Balances in the accounts shall be utilised only for settlement of liabilities on account of:
 - (a) TCs sold by the AMCs,
 - (b) Foreign currency notes acquired by the AMCs from AD Category-I banks, and
 - (c) No idle balance shall be maintained in the said account.

All AMCs are required to submit their annual audited balance sheet to the respective Regional office of the Reserve Bank for the purpose of verification of their Net Owned Funds along-with a certificate from the statutory auditors regarding the NOF as on the date of the balance sheet. As AMCs are expected to maintain the minimum NOF on an ongoing basis, if there is any erosion in their NOF below the minimum level, they are required to bring it to the notice of the Reserve Bank immediately along with a detailed time bound plan for restoring the Net Owned Funds to the minimum required level.

FFMCs, which are not Regional Rural Banks (RRBs), Local Area Banks (LABs), Urban Co-operative Banks (UCBs) and Non-Banking Financial Companies (NBFCs) having a minimum net worth of ₹500 lakhs, may participate in the designated currency futures and currency options on exchanges recognised by the Securities and Exchange Board of India (SEBI) as clients only for the purpose of hedging their underlying foreign exchange exposures. FFMCs and ADs Category-II which are RRBs, LABs, UCBs and NBFCs, may be guided by the instructions issued by the respective regulatory Departments of the Reserve Bank in this regard.

The Recovery of Debts due to Banks and Financial Institutions Act, 1993

The Recovery of Debts due to Banks and Financial Institutions Act, 1993 (the “**DRT Act**”) provides for establishment of the Debts Recovery Tribunals (the “**DRTs**”) for expeditious adjudication and recovery of debts due to banks and public financial institutions or to a consortium of banks and public financial institutions. Under the DRT Act, the procedures for recovery of debt have been simplified and time frames have been fixed for speedy disposal of cases. The DRT Act lays down the rules for establishment of DRTs, procedure for making application to the DRTs, powers of the DRTs and modes of recovery of debts determined by DRTs. These include attachment and sale of movable and immovable property of the defendant, arrest of the defendant and his detention in prison and appointment of receiver for management of the movable or immovable properties of the defendant.

The DRT Act also provides that a bank or public financial institution having a claim to recover its debt, may join an ongoing proceeding filed by some other bank or public financial institution, against its debtor, at any stage of the proceedings before the final order is passed, by making an application to the DRT.

Anti-Money Laundering

The RBI has issued a Master Circular dated July 1, 2015 to ensure that a proper policy framework for the Prevention of Money Laundering Act, 2002 (“**PMLA**”) is put into place. The PMLA seeks to prevent money laundering and provides for confiscation of property derived from or involved in money laundering and for other matters connected therewith or incidental thereto. It extends to all banking companies, financial institutions, including NBFCs and intermediaries. Pursuant to the provisions of PMLA and the RBI guidelines, all NBFCs are advised to appoint a principal officer for internal reporting of suspicious transactions and cash transactions and to maintain a system of proper record (i) for all cash transactions of value of more than ₹ 10 lakhs; (ii) all series of cash transactions integrally connected to each other which have been valued below

₹ 10 lakhs where such series of transactions have taken place within one month and the aggregate value of such transaction exceeds ₹ 10 lakhs. Further, all NBFCs are required to take appropriate steps to evolve a system for proper maintenance and preservation of account information in a manner that allows data to be retrieved easily and quickly whenever required or when requested by the competent authorities. Further, NBFCs are also required to maintain for at least ten years from the date of transaction between the NBFCs and the client, all necessary records of transactions, both domestic or international, which will permit reconstruction of individual transactions (including the amounts and types of currency involved if any) so as to provide, if necessary, evidence for prosecution of persons involved in criminal activity.

Additionally, NBFCs should ensure that records pertaining to the identification of their customers and their address are obtained while opening the account and during the course of business relationship, and that the same are properly preserved for at least ten years after the business relationship is ended. The identification records and transaction data is to be made available to the competent authorities upon request.

RBI Notification dated December 3, 2015 titled “Anti-Money Laundering (AML)/ Combating of Financing of Terrorism (CFT) – Standards” states that all regulated entities (including NBFCs) are to comply with the updated FATF Public Statement and document ‘Improving Global AML/CFT Compliance: on-going process’ as on October 23, 2015.

The Securitisation and Reconstruction of Financial Assets and Enforcement of Security Interest Act, 2002 (“SARFAESI Act”)

The SARFAESI Act regulates the securitization and reconstruction of financial assets of banks and financial institutions. The RBI has issued guidelines to banks and financial institutions on the process to be followed for sales of financial assets to asset reconstruction companies. These guidelines provide that a bank or a financial institution or an NBFC may sell financial assets to an asset reconstruction company provided the asset is a Non-Performing Asset (“NPA”). Securitisation Companies and Reconstruction Companies (“SCs/RCs”) are required to obtain, for the purpose of enforcement of security interest, the consent of secured creditors holding not less than 60 per cent of the amount outstanding to a borrower as against 75 per cent. While taking recourse to the sale of secured assets in terms of Section 13(4) of the SARFAESI Act, a SC/RC may itself acquire the secured assets, either for its own use or for resale, only if the sale is conducted through a public auction. As per the SARFAESI Amendment Act of 2004, the constitutional validity of which was upheld in a recent Supreme Court ruling, non-performing assets have been defined as an asset or account of a borrower, which has been classified by a bank or financial institution as sub-standard, doubtful or loss asset in accordance with directions or guidelines issued by the RBI. In case the bank or financial institution is regulated by a statutory body/authority, NPAs must be classified by such bank in accordance with guidelines issued by such regulatory authority. The RBI has issued guidelines on classification of assets as NPAs. Further, these assets are to be sold on a “without recourse” basis only.

The SARFAESI Act provides for the acquisition of financial assets by Securitization Company or Reconstruction Company from any bank or financial institution on such terms and conditions as may be agreed upon between them. A securitization company or reconstruction company having regard to the guidelines framed by the RBI may, for the purposes of asset reconstruction, provide for measures such as the proper management of the business of the borrower by change in or takeover of the management of the business of the borrower, the sale or lease of a part or whole of the business of the borrower and certain other measures such as rescheduling of payment of debts payable by the borrower; enforcement of security.

Additionally, under the provisions of the SARFAESI Act, any securitisation company or reconstruction company may act as an agent for any bank or financial institution for the purpose of recovering its dues from the borrower on payment of such fee or charges as may be mutually agreed between the parties. Various provisions of the SARFAESI Act have been amended by the Enforcement of Security Interest and Recovery of Debt Laws and Miscellaneous Provisions (Amendment) Act, 2016 as also the Insolvency and Bankruptcy Code, 2016 (which amended S.13 of SARFAESI). As per this amendment, the Adjudicating Authority under the Insolvency and Bankruptcy Code, 2016 shall by order declare moratorium for prohibiting *inter alia* any action to foreclose, recover or enforce any security interest created by the corporate debtor in respect of its property including any action under the SARFAESI Act. Further, in accordance with Ministry of Finance notification S.O. 856(E) dated February 24, 2020, the eligibility limit for enforcement of security interest with respect to secured debt recovery by NBFCs (having assets worth Rs. 100 Crores and above) has been reduced from ₹ 100 lakhs to ₹ 50 lakhs.

Insolvency and Bankruptcy Code, 2016

The Insolvency and Bankruptcy Code, 2016 (Bankruptcy Code) was notified on August 5, 2016. The Bankruptcy Code offers a uniform and comprehensive insolvency legislation encompassing all companies, partnerships and individuals (other than financial firms). It allows creditors to assess the viability of a debtor as a business decision and agree upon a plan for its revival or a speedy liquidation. The Bankruptcy Code creates a new institutional framework, consisting of a regulator, insolvency professionals, information utilities and adjudicatory mechanisms, which will facilitate a formal and time-bound

insolvency resolution and liquidation process. RBI vide its circular dated June 7, 2019, laid down the Prudential Framework for Resolution of Stressed Assets whereby prescribing the regulatory approach for resolution of stressed assets *inter alia* by: (i) early recognition and reporting of default by banks, financial institutions and NBFCs in respect of large borrowers; (ii) Affording complete discretion to lenders with regard to design and implementation of resolution plans, in supersession of earlier resolution schemes (S4A, SDR, 5/25 etc.), subject to the specified timeline and independent credit evaluation; (iii) Laying down a system of disincentives in the form of additional provisioning for delay in implementation of resolution plan or initiation of insolvency proceedings; (iv) Withdrawal of asset classification dispensations on restructuring. Future upgrades to be contingent on a meaningful demonstration of satisfactory performance for a reasonable period; and (v) Requiring the mandatory signing of an inter-creditor agreement (ICA) by all lenders, which will provide for a majority decision making criteria. MCA vide notification dated November 15, 2019, issued the Insolvency and Bankruptcy (Insolvency and Liquidation Proceedings of Financial Service Providers and Application to Adjudicating Authority) Rules, 2019 (“**FSP Rules**”) *inter alia* governing the corporate insolvency resolution process and liquidation process of Financial Service Providers (FSPs) under the Bankruptcy Code. The issuance of the FSP Rules has made viable and unified resolution process accessible for the FSPs and their creditors with some procedural differences.

Companies Act, 2013

The Companies Act, 2013 (“**Companies Act**”) has been notified by the Government of India on August 30, 2013 (the “**Notification**”). Under the Notification, Section 1 of the Companies Act has come into effect and the remaining provisions of the Companies Act have and shall come into force on such dates as the Central Government has notified and shall notify. Section 1 of the Companies Act deals with the commencement and application of the Companies Act and among others sets out the types of companies to which the Companies Act applies. Further the Ministry of Corporate Affairs has by their notifications dated September 12, 2013 and March 26, 2014 notified certain sections of the Companies Act, which have come into force from September 12, 2013 and April 1, 2014. The Companies Act provides for, among other things, changes to the regulatory framework governing the issue of capital by companies, corporate governance, audit procedures, corporate social responsibility, requirements for independent directors, director’s liability, class action suits, and the inclusion of women directors on the boards of companies. The Companies Act is complemented by a set of rules that set out the procedure for compliance with the substantive provisions of the Companies Act. As mentioned above, certain provisions of the Companies Act, 2013 have already come into force and the rest shall follow in due course.

Under the Companies Act every company having net worth of ₹50,000 lakh or more, or turnover of ₹1,00,000 lakh or more or a net profit of ₹ 500 lakh or more during the immediately preceding financial year shall formulate a corporate social responsibility policy. Further, the board of every such company shall ensure that the company spends, in every financial year, at least two per cent of the average net profits of the company made during the three immediately preceding financial years in pursuance of its corporate social responsibility policy.

Shops and Establishments legislations in various states

The provisions of various Shops and Establishments legislations, as applicable, regulate the conditions of work and employment in shops and commercial establishments and generally prescribe obligations in respect of *inter-alia* registration, opening and closing hours, daily and weekly working hours, holidays, leave, health, termination of services and safety measures and wages for overtime work.

Labour Laws

India has stringent labour related legislations. The Company is required to comply with certain labour laws, which include the Employees’ Provident Funds and Miscellaneous Provisions Act 1952, the Minimum Wages Act, 1948, the Payment of Bonus Act, 1965, Workmen Compensation Act, 1923, the Payment of Gratuity Act, 1972 and the Payment of Wages Act, 1936, amongst others.

Intellectual Property

Intellectual Property in India enjoys protection under both common law and statute. Under statute, India provides for patent protection under the Patents Act, 1970, copyright protection under the Copyright Act, 1957 and trademark protection under the Trademarks Act, 1999. The above enactments provide for protection of intellectual property by imposing civil and criminal liability for infringement.

Regulatory measures on account of the COVID-19 pandemic

The Government of India on October 23, 2020 has announced the ‘Scheme for grant of ex-gratia payment of difference between compound interest and simple interest for six months to borrowers in specified loan accounts (1.3.2020 to

31.8.2020)' (the '**Scheme**'), which mandates ex-gratia payment to certain categories of borrowers by way of crediting the difference between simple interest and compound interest for the period between March 1, 2020 to August 31, 2020 by the respective lending institutions.

The RBI has issued circulars, the Statement of Developmental and Regulatory Policies dated May 22, 2020 and Monetary Policy Statement, 2020-2021: Resolution of Monetary Policy Committee dated May 22, 2020 announcing certain additional regulatory measures with an aim to revive growth and mitigate the impact of COVID-19 on business and financial institutions in India, including:

- (a) permitting banks to grant a moratorium of six months on all term loan instalments and working capital facilities sanctioned in the form of cash credit/overdraft ("CC/OD"), falling due between March 1, 2020 and August 31, 2020, subject to the fulfilment of certain conditions;
- (b) permitting the recalculation of 'drawing power' of working capital facilities sanctioned in the form of cash/ credit overdraft facilities by reducing the margins till the extended period, being August 31, 2020, and permitting lending institutions to restore the margins to the original levels by March 31, 2021;
- (c) permitting the increase in the bank's exposures to a group of connected counterparties from 25% to 30% of the eligible capital base of the bank, up to June 30, 2021;
- (d) deferring the recovery of the interest applied in respect of all working capital facilities sanctioned in the form of cash/credit overdraft facilities during the period from March 1, 2020 to August 31, 2020;
- (e) permitting lending institutions to convert the accumulated interest on working capital facilities up to the deferment period (up to August 31, 2020) into a funded interest term loan which shall be repayable not later than the end of the current financial year (being, March 31, 2021);
- (f) permitting the lending institutions to exclude the moratorium period wherever granted in respect of term loans as stated in (a) above, from the number of days past-due for the purpose of asset classification under the income recognition and asset classification norms, in respect of accounts classified as standard as on February 29, 2020, even if overdue;
- (g) permitting the lending institutions to exclude deferment period on recovery of the interest applied, wherever granted as stated in (d) above, for the determination of out of order status, in respect of working capital facilities sanctioned in the form of CC/OD where the account is classified as standard, including special mention accounts, as on February 29, 2020; and
- (h) requiring lending institutions to make general provisions of not less than 10% of the total outstanding of accounts in default but standard as on February 29, 2020 and asset classification benefit is availed, to be phased over two quarters as provided: (i) not less than 5% for the quarter ended March 31, 2020; and (ii) not less than 5% for the quarter ended June 30, 2020, subject to certain adjustments.

Resolution Framework – 2.0: Resolution of Covid-19 related stress of Individuals and Small Businesses dated May 5, 2021 and June 4, 2021

The RBI has issued Resolution Framework – 2.0 dated May 5, 2021 announcing measures to alleviate the potential stress to individual borrowers and small businesses due to the resurgence of COVID-19 pandemic in India, including:

- (a) permitting lending institutions to offer a limited window to individual borrowers and small businesses, including those in wholesale and retail trade, who have availed personal loans and to whom the aggregate exposure is not of more than 25 crores as on March 31, 2021 to implement resolution plans for their credit exposure;
- (b) permitting lending institutions to form policies regarding the implementation of viable resolution plan for borrowers having stress on account of COVID – 19 and to ensure implementation before September 30, 2021 when the borrower and the lending institution agree towards a resolution plan;
- (c) the resolution plan as stated in (b) should be implemented within 90 days from the date of invocation of resolution process and includes rescheduling of payments, conversion of any interest accrued or to be accrued into another credit facility etc, with a moratorium period of not more than two years on implementation of the resolution plan;

- (d) permitting lending institutions to sanction additional finance even before implementation of the plan to meet the interim liquidity requirements of the borrower, to be classified as 'Standard' till implementation of the plan otherwise as per the actual performance of the borrower in case the resolution plan is not implemented within the set timeline;
- (e) permitting lending institutions to keep from the date of implementation, higher of the provisions as per IRAC norms immediately before implementation or 10% the renegotiated debt exposure of the lending institution post implementation;
- (f) half of provision mentioned in (e) can be written back upon the borrower paying at least 20 per cent of the residual debt without slipping into NPA and the remaining half can be written back upon the borrower paying another 10 % of the residual debt without slipping into NPA;
- (g) permitting the moratorium for resolution plans implemented in terms of Resolution Framework – 1.0 to be extended to not more than two years;
- (h) permitting the lending institutions to review the working capital sanctioned limits and / or drawing power based on a reassessment of the working capital cycle, reduction of margins, etc. without the same being treated as restructuring for resolution plans implemented in terms of Resolution Framework – 1.0 before September 30, 2021 and to restore the working capital limit as per Resolution Framework – 1.0 before June 30, 2022.

The RBI further through a circular dated June 4, 2021 revised the aggregate exposure limit, including non-fund based facilities, as stated in (a), from ₹ 2500 lakhs to ₹ 5000 lakhs.

OTHER REGULATORY AND STATUTORY DISCLOSURES

Issuer's Absolute Responsibility

"The Issuer, having made all reasonable inquiries, accepts responsibility for and confirms that this Draft Prospectus contains all information with regard to the Issuer and the issue which is material in the context of the issue, that the information contained in this Draft Prospectus is true and correct in all material aspects and is not misleading in any material respect, that the opinions and intentions expressed herein are honestly stated and that there are no other facts, the omission of which make this document as a whole or any of such information or the expression of any such opinions or intentions misleading in any material respect."

Authority for the Issue

At the meeting of the Board of Directors of our Company held on February 7, 2024, the Directors approved the issue of NCDs to the public up to an amount not exceeding ₹ 10,00,000 thousand. This Issue for an amount not exceeding ₹ 7,50,000 thousand has been approved by the Debenture Issue Committee of the Board of Directors of our Company in its meeting dated February 7, 2024.

Prohibition by SEBI

Our Company, persons in control of our Company, Directors of our Company and/or our Promoters have not been restrained, prohibited or debarred by SEBI from accessing the securities market or dealing in securities and no such order or direction is in force. Further, no member of our promoter group has been prohibited or debarred by SEBI from accessing the securities market or dealing in securities due to fraud.

Categorisation as a Wilful Defaulter

Our Company, our Directors and/or our Promoters have not been categorised as a Wilful Defaulter nor are they in default of payment of interest or repayment of principal amount in respect of debt securities issued to the public, for a period of more than six months.

Declaration as a Fugitive Economic Offender

None of our Directors and/or the Promoters have been declared as a Fugitive Economic Offender.

Other confirmations

None of our Company or our Directors or our Promoters, or person(s) in control of our Company was a promoter, director or person in control of any company which was delisted within a period of ten years preceding the date of this Draft Prospectus, in accordance with clause 40(1)(b) of Chapter VII of the SEBI Delisting Regulations.

The NCDs shall be considered as secured only if the charged asset is registered with Sub-registrar and Registrar of Companies or CERSAI or Depository etc., as applicable, or is independently verifiable by the debenture trustee.

The Consents/ permissions and no objection certificates required for creation of further pari passu charge in favour of the Debenture Trustee on the assets from the Existing Secured Creditors have been obtained.

Disclaimer statement from our Company, our Directors and the Lead Manager

Our Company, our Directors and the Lead Manager accepts no responsibility for statements made other than in this Draft Prospectus or in the advertisements or any other material issued by or at our Company's instance in connection with the Issue of the NCDs and anyone placing reliance on any other source of information including our Company's website, or any website of any affiliate of our Company would be doing so at their own risk. The Lead Manager accept no responsibility, save to the limited extent as provided in the Issue Agreement.

None among our Company or the Lead Manager or any Member of the Syndicate is liable for any failure in uploading the Application due to faults in any software/ hardware system or otherwise; the blocking of Application Amount in the ASBA Account on receipt of instructions from the Sponsor Bank on account of any errors, omissions or non-compliance by various parties involved in, or any other fault, malfunctioning or breakdown in, or otherwise, in the UPI Mechanism.

Investors who make an Application in the Issue will be required to confirm and will be deemed to have represented to our Company, the Lead Manager and their respective directors, officers, agents, affiliates, and representatives that they are eligible under all applicable laws, rules, regulations, guidelines and approvals to acquire the NCDs and will not issue, sell, pledge, or transfer the NCDs to any person who is not eligible under any applicable laws, rules, regulations, guidelines and approvals to acquire the NCDs. Our Company, the Lead Manager and their respective directors, officers, agents, affiliates, and representatives accept no responsibility or liability for advising any investor on whether such investor is eligible to acquire the NCDs being offered in the Issue.

Disclaimer Clause of SEBI

IT IS TO BE DISTINCTLY UNDERSTOOD THAT FILING OF THE DRAFT PROSPECTUS TO THE SECURITIES AND EXCHANGE BOARD OF INDIA (SEBI) SHOULD NOT IN ANY WAY BE DEEMED OR CONSTRUED THAT THE SAME HAS BEEN CLEARED OR APPROVED BY SEBI. SEBI DOES NOT TAKE ANY RESPONSIBILITY EITHER FOR THE FINANCIAL SOUNDNESS OF ANY SCHEME OR THE PROJECT FOR WHICH THE ISSUE IS PROPOSED TO BE MADE OR FOR THE CORRECTNESS OF THE STATEMENTS MADE OR OPINIONS EXPRESSED IN THE DRAFT PROSPECTUS. THE LEAD MANAGER, SAFFRON CAPITAL ADVISORS PRIVATE LIMITED, HAS CERTIFIED THAT THE DISCLOSURES MADE IN THE DRAFT PROSPECTUS ARE GENERALLY ADEQUATE AND ARE IN CONFORMITY WITH THE SEBI (ISSUE AND LISTING OF NON-CONVERTIBLE SECURITIES) REGULATIONS, 2021 IN FORCE FOR THE TIME BEING. THIS REQUIREMENT IS TO FACILITATE INVESTORS TO TAKE AN INFORMED DECISION FOR MAKING INVESTMENT IN THE PROPOSED ISSUE.

IT SHOULD ALSO BE CLEARLY UNDERSTOOD THAT WHILE THE ISSUER IS PRIMARILY RESPONSIBLE FOR THE CORRECTNESS, ADEQUACY AND DISCLOSURE OF ALL RELEVANT INFORMATION IN THE DRAFT PROSPECTUS, THE LEAD MANAGER IS EXPECTED TO EXERCISE DUE DILIGENCE TO ENSURE THAT THE ISSUER DISCHARGES ITS RESPONSIBILITY ADEQUATELY IN THIS BEHALF AND TOWARDS THIS PURPOSE, THE LEAD MANAGER SAFFRON CAPITAL ADVISORS PRIVATE LIMITED, HAS FURNISHED TO SEBI A DUE DILIGENCE CERTIFICATE DATED [•] 2024, WHICH READS AS FOLLOWS:

[•]

Disclaimer Clause of BSE

BSE LIMITED ("THE EXCHANGE") HAS GIVEN, VIDE ITS APPROVAL LETTER DATED [•] PERMISSION TO THIS COMPANY TO USE THE EXCHANGE'S NAME IN THIS OFFER DOCUMENT AS ONE OF THE STOCK EXCHANGES ON WHICH THIS COMPANY'S SECURITIES ARE PROPOSED TO BE LISTED. THE EXCHANGE HAS SCRUTINIZED THIS OFFER DOCUMENT FOR ITS LIMITED INTERNAL PURPOSE OF DECIDING ON THE MATTER OF GRANTING THE AFORESAID PERMISSION TO THIS COMPANY. THE EXCHANGE DOES NOT IN ANY MANNER:

A) WARRANT, CERTIFY OR ENDORSE THE CORRECTNESS OR COMPLETENESS OF ANY OF THE CONTENTS OF THIS OFFER DOCUMENT; OR

B) WARRANT THAT THIS COMPANY'S SECURITIES WILL BE LISTED OR WILL CONTINUE TO BE LISTED ON THE EXCHANGE; OR

C) TAKE ANY RESPONSIBILITY FOR THE FINANCIAL OR OTHER SOUNDNESS OF THIS COMPANY, ITS PROMOTERS, ITS MANAGEMENT OR ANY SCHEME OR PROJECT OF THIS COMPANY.

AND IT SHOULD NOT FOR ANY REASON BE DEEMED OR CONSTRUED THAT THIS OFFER DOCUMENT HAS BEEN CLEARED OR APPROVED BY THE EXCHANGE. EVERY PERSON WHO DESIRES TO APPLY FOR OR OTHERWISE ACQUIRES ANY SECURITIES OF THIS COMPANY MAY DO SO PURSUANT TO INDEPENDENT INQUIRY, INVESTIGATION AND ANALYSIS AND SHALL NOT HAVE ANY CLAIM AGAINST THE EXCHANGE WHATSOEVER BY REASON OF ANY LOSS WHICH MAY BE SUFFERED BY SUCH PERSON CONSEQUENT TO OR IN CONNECTION WITH SUCH SUBSCRIPTION/ACQUISITION WHETHER BY REASON OF ANYTHING STATED OR OMITTED TO BE STATED HEREIN OR FOR ANY OTHER REASON WHATSOEVER.

Disclaimer Clause of RBI

THE COMPANY IS HAVING A VALID CERTIFICATE OF REGISTRATION DATED JUNE 9, 2016 UNDER SECTION 45 IA OF THE RESERVE BANK OF INDIA ACT, 1934. A COPY OF THIS DRAFT PROSPECTUS HAS NOT BEEN FILED WITH OR SUBMITTED TO THE RESERVE BANK OF INDIA ("RBI"). IT IS DISTINCTLY UNDERSTOOD THAT THIS DRAFT PROSPECTUS SHOULD NOT IN ANY WAY BE DEEMED OR CONSTRUED TO BE APPROVED OR VETTED BY RBI. RBI DOES NOT ACCEPT ANY RESPONSIBILITY OR GUARANTEE ABOUT THE PRESENT POSITION AS TO THE FINANCIAL SOUNDNESS OF THE ISSUER OR FOR THE CORRECTNESS OF ANY OF THE STATEMENTS OR REPRESENTATIONS MADE OR OPINIONS EXPRESSED BY THE ISSUER AND FOR DISCHARGE OF LIABILITY BY THE ISSUER. RBI NEITHER ACCEPTS ANY RESPONSIBILITY NOR GUARANTEE FOR THE PAYMENT OF ANY AMOUNT DUE TO ANY INVESTOR IN RESPECT OF THE PROPOSED NCDS.

DISCLAIMER CLAUSE OF ACUITÉ

AN ACUITÉ RATING DOES NOT CONSTITUTE AN AUDIT OF THE RATED ENTITY AND SHOULD NOT BE TREATED AS A RECOMMENDATION OR OPINION THAT IS INTENDED TO SUBSTITUTE FOR A FINANCIAL ADVISER'S OR INVESTOR'S INDEPENDENT ASSESSMENT OF WHETHER TO BUY, SELL OR HOLD ANY SECURITY. RATINGS ASSIGNED BY ACUITÉ ARE BASED ON THE DATA AND INFORMATION PROVIDED BY THE ISSUER AND OBTAINED FROM OTHER RELIABLE SOURCES. ALTHOUGH REASONABLE CARE HAS BEEN TAKEN TO ENSURE THAT THE DATA AND INFORMATION IS TRUE, ACUITÉ, IN PARTICULAR, MAKES NO REPRESENTATION OR WARRANTY, EXPRESSED OR IMPLIED WITH RESPECT TO THE ADEQUACY, ACCURACY OR COMPLETENESS OF THE INFORMATION RELIED UPON. ACUITÉ IS NOT RESPONSIBLE FOR ANY ERRORS OR OMISSIONS AND ESPECIALLY STATES THAT IT HAS NO FINANCIAL LIABILITY WHATSOEVER FOR ANY DIRECT, INDIRECT OR CONSEQUENTIAL LOSS OF ANY KIND, ARISING FROM THE USE OF ITS RATINGS. RATINGS ASSIGNED BY ACUITÉ ARE SUBJECT TO A PROCESS OF SURVEILLANCE WHICH MAY LEAD TO A REVISION IN RATINGS AS AND WHEN THE CIRCUMSTANCES SO WARRANT. PLEASE VISIT OUR WEBSITE (WWW.ACUIITE.IN) FOR THE LATEST INFORMATION ON ANY INSTRUMENT RATED BY ACUITÉ.

Disclaimer in Respect of Jurisdiction

THE ISSUE IS BEING MADE IN INDIA, TO INVESTORS FROM CATEGORY I, CATEGORY II, CATEGORY III AND CATEGORY IV. THIS DRAFT PROSPECTUS AND THE PROSPECTUS WILL NOT, HOWEVER CONSTITUTE AN OFFER TO SELL OR AN INVITATION TO SUBSCRIBE FOR THE NCDS OFFERED HEREBY IN ANY JURISDICTION OTHER THAN INDIA TO ANY PERSON TO WHOM IT IS UNLAWFUL TO MAKE AN OFFER OR INVITATION IN SUCH JURISDICTION. ANY PERSON INTO WHOSE POSSESSION THIS DRAFT PROSPECTUS AND THE PROSPECTUS COMES IS REQUIRED TO INFORM HIMSELF OR HERSELF ABOUT, AND TO OBSERVE, ANY SUCH RESTRICTIONS.

Track record of past public issues handled by the Lead Manager

The track record of past issues handled by the Lead Manager, as required by SEBI circular number CIR/MIRSD/1/2012 dated January 10, 2012, are available at the following website:

Name of Lead Manager	Website
Saffron Capital Advisors Private Limited	http://www.saffronadvisor.com/index.php#

Listing

An application will be made to BSE for permission to deal in and for an official quotation of our NCDs.

If permissions to deal in and for an official quotation of our NCDs are not granted by the Stock Exchange, our Company will forthwith repay, without interest, all moneys received from the Applicants in pursuance of this Draft Prospectus.

Our Company shall ensure that all steps for the completion of the necessary formalities for listing and commencement of trading at the Stock Exchange mentioned above are taken within 6 Working Days from the date of closure of the issue.

Consents

Consents in writing of Directors of our Company, Company Secretary and Compliance Officer, Chief Financial Officer, Statutory Auditors, legal advisor to the Issue, Lead Manager, the Registrar to the Issue, Credit Rating Agency, Public Issue Account Bank, Sponsor Bank, Refund Bank, the Debenture Trustee, Syndicate Member and the lenders to our Company to act in their respective capacities, have been obtained and will be filed along with a copy of the Prospectus with the RoC as required under Section 26 of the Companies Act, 2013. Further such consents have not been withdrawn up to the time of delivery of this Draft Prospectus with the Stock Exchange.

Expert Opinion

Except as stated below, our Company has not obtained any expert opinions:

- (a) Our Company has received written consent from the Statutory Auditor, namely Manikandan & Associates, Chartered Accountant, Chartered Accountants and previous statutory auditor Mohandas & Associates, Chartered Accountant, Chartered Accountants, dated March 15, 2024, to include their names as required under Section 26(1)(a)(v) of the Companies Act, 2013 in this Draft Prospectus and as an “expert” as defined under Section 2(38) of the Companies Act, 2013 to the extent and in its capacity as a statutory auditor, in respect of the (a) Limited Review Report for the Unaudited Standalone Financial Statements and the Unaudited Consolidated Financial Statements; (b) audited standalone financial statements for the quarter ended June 30, 2023; (c) audited consolidated financial statements for the quarter ended June 30, 2023; (d) Audited Standalone Financial Statement and (e) Audited Consolidated Financial Statements, included in this Draft Prospectus. The consent of the Statutory Auditors and the previous statutory auditors has not been withdrawn as on the date of this Draft Prospectus.
- (b) Our Company has received written consent from Acuité to include the credit rating and rationale letter dated ACUITE BBB-/Stable, in respect of the credit rating issued for the NCDs to be issued pursuant to this Issue which furnishes the rationale and press release for its rating.

Common form of Transfer

We undertake that there shall be a common form of transfer for the NCDs held in dematerialised form and they shall be transferred subject to and in accordance with the rules/procedures as prescribed by NSDL/CDSL and the relevant Depository Participants of the transferor or transferee and any other applicable laws and rules notified in respect thereof.

Filing of the Draft Prospectus

This Draft Prospectus is filed with the Designated Stock Exchange in terms of Regulation 27 of the SEBI NCS Regulations for dissemination on its website(s) prior to the opening of the Issue.

Filing of the Prospectus

A copy of the Prospectus shall be filed with the RoC in accordance with Section 26 of the Companies Act, 2013.

Terms and Conditions of Debenture Trustee Agreement

Fees charged by Debenture Trustee

The Debenture Trustee has agreed for one time acceptance fee amounting to ₹50,000 as trustee acceptance fees (one time payable on acceptance of offer) plus applicable taxes along with annual fees amounting to ₹70,000 (per annum payable in advance) plus applicable taxes for the services as agreed in the engagement letter no. MCTSL/EL/23-24/155 dated January 2, 2024.

Terms of carrying out due diligence

As per the SEBI Master Circular for Debenture Trustees, as amended and/ or supplemented from time to time, the Debenture Trustee is required to exercise independent due diligence to ensure that the assets of the Issuer company are sufficient to discharge the interest and principal amount with respect to the debt securities of the Issuer at all times. Accordingly, the Debenture Trustee shall exercise due diligence as per the following process, for which our company has consented to.

- a. The Debenture Trustee, either through itself or its agents /advisors/ consultants, shall carry out requisite diligence to verify the status of encumbrance and valuation of the assets and whether all permissions or consents (if any) as may be required to create the security as stipulated in the offer document /disclosure document / information memorandum / private placement memorandum, has been obtained. For the purpose of carrying out the due diligence as required in terms

of the Relevant Laws, the Debenture Trustee, either through itself or its agents /advisors/consultants, shall have the power to examine the books of account of the Company and to have the Company's assets inspected by its officers and/or external auditors/valuers/consultants/lawyers/technical experts/management consultants appointed by the Debenture Trustee.

- b. The Company shall provide all assistance to the Debenture Trustee to enable verification from the Registrar of Companies, Sub-registrar of Assurances (as applicable), CERSAI, depositories, information utility or any other authority, as may be relevant, where the assets and/or encumbrances in relation to the assets of the Company or any third party security provider are registered / disclosed.
- c. Further, in the event that existing charge holders have provided conditional consent / permissions to the Company to create further charge on the assets, the Debenture Trustee shall also have the power to verify such conditions by reviewing the relevant transaction documents or any other documents executed between existing charge holders and the Company. The Debenture Trustee shall also have the power to intimate the existing charge holders about proposal of creation of further encumbrance and seeking their comments/ objections, if any.
- d. Without prejudice to the aforesaid, the Company shall ensure that it provides and procures all information, representations, confirmations and disclosures as may be required in the sole discretion of the Debenture Trustee to carry out the requisite diligence in connection with the issuance and allotment of the Debentures, in accordance with the Relevant Laws.

The Debenture Trustee shall have the power to either independently appoint or direct the Company to (after consultation with the Debenture Trustee) appoint intermediaries, valuers, chartered accountant firms, practicing company secretaries, consultants, lawyers and other entities in order to assist in the diligence by the Debenture Trustee. All costs, charges, fees and expenses that are associated with and incurred in relation to the diligence as well as preparation of the reports/certificates/documentation, including all out of pocket expenses towards legal or inspection costs, travelling and other costs, shall be solely borne by the Company. Process of Due Diligence to be carried out by the Debenture Trustee Due Diligence will be carried out as per SEBI NCS Regulations and circulars issued by SEBI from time to time. This would broadly include the following:

- A Chartered Accountant ("CA") appointed by Debenture Trustee will conduct independent due diligence as per scope provided, regarding security offered by the Issuer.
- CA will ascertain, verify, and ensure that the assets offered as security by the Issuer is free from any encumbrances or necessary permission / consent / NOC has been obtained from all existing charge holders.
- CA will conduct independent due diligence on the basis of data / information provided by the Issuer.
- CA will, periodically undertake due diligence as envisaged in SEBI circulars depending on the nature of security.
- On basis of the CA's report / finding Due Diligence certificate will be issued by Debenture Trustee and will be filed with relevant Stock Exchanges.
- Due Diligence conducted is premised on data / information made available to the Debenture Trustee appointed agency and there is no onus of responsibility on Debenture Trustee or its appointed agency for any acts of omission / commission on the part of the Issuer.

While the NCD is secured as per terms of the Offer Document and charge is held in favour of the Debenture Trustee, the extent of recovery would depend upon realization of asset value and the Debenture Trustee in no way guarantees / assures full recovery / partial of either principal or interest.

Other Confirmations

The Debenture Trustee confirms that they have undertaken the necessary due diligence in accordance with Applicable Law, including the SEBI (Debenture Trustees) Regulations, 1993, read with the SEBI Master Circular for Debenture Trustees.

MITCON CREDITIA TRUSTEESHIP SERVICES LIMITED (FORMERLY KNOWN AS MITCON TRUSTEESHIP SERVICES LIMITED) HAVE FURNISHED TO STOCK EXCHANGE A DUE DILIGENCE CERTIFICATE DATED MARCH 15, 2024, AS PER THE FORMAT SPECIFIED IN ANNEXURE A TO THE DT CIRCULAR WHICH READS AS FOLLOWS:

1. *"We have examined documents pertaining to the said issue and other such relevant documents, reports and certifications.*
2. *On the basis of such examination and of the discussions with the Issuer, its directors and other officers, other agencies and of independent verification of the various relevant documents, WE CONFIRM that:*
 - a. *The Issuer has made adequate provisions for and/or has taken steps to provide for adequate security for the debt securities to be issued.*
 - b. *The Issuer has obtained the permissions / consents necessary for creating security on the said property(ies).*

- c. The Issuer has made all the relevant disclosures about the security and also its continued obligations towards the holders of debt securities.
- d. Issuer has adequately disclosed all consents/ permissions required for creation of further charge on assets in offer document/placement memorandum and all disclosures made in the offer document/placement memorandum with respect to creation of security are in confirmation with the clauses of debenture trustee agreement.
- e. Issuer has disclosed all covenants proposed to be included in debenture trust deed (including any side letter, accelerated payment clause etc.), offer document/placement memorandum.
- f. Issuer has given an undertaking that charge shall be created in favour of debenture trustee as per terms of issue before filing of listing application.
- g. All disclosures made in the offer document with respect to the debt securities are true, fair and adequate to enable the investors to make a well -informed decision as to the investment in the proposed issue.

We have satisfied ourselves about the ability of the Issuer to service the debt securities. ”

Our Company undertakes that it shall submit the due diligence certificate from Debenture Trustee to the Stock Exchange as per format specified in Annexure A of the DT Circular.

Debenture Redemption Reserve (“DRR”)

In accordance with amendments to the Companies Act, 2013, and the Companies (Share Capital & Debentures) Rules 2014, read with the SEBI NCS Regulations, an NBFC registered with RBI under section 45 IA of the Reserve Bank of India Act, 1934, is not required to create a DRR for the purpose of redemption of debentures. Pursuant to the amendment to the Companies (Share Capital & Debentures) Rules 2014, notified on August 16, 2019, and as on the date of filing of this Draft Prospectus, our Company is not required to create DRR for the purpose of redemption of the NCDs. Accordingly, no debenture redemption reserve shall be created by our Company for the purpose of redemption of the NCDs or in connection with the Issue. Our Company shall, as per the Companies (Share Capital & Debentures) Rules 2014 and other laws applicable from time to time, invest or deposit, as the case may be, the applicable amounts, within the specified timelines, in respect of debentures maturing during the year ending on the 31st day of March of the next year, in any one or more methods of investments or deposits stipulated under the applicable law. Provided that the amount remaining invested or deposited, as the case may be, shall not at any time fall below the specified percentage, which is presently stipulated at 15% (fifteen percent) of the amount of the debentures maturing during the year ending on March 31 of the next year, in any of the following instruments or such other instruments as may be permitted under the applicable laws.

1. in deposits with any scheduled bank, free from any charge or lien;
2. in unencumbered securities of the Central Government or any State Government;
3. in unencumbered securities mentioned in sub-clause (a) to (d) and (ee) of section 20 of the Indian Trusts Act, 1882;
4. in unencumbered bonds issued by any other company which is notified under sub-clause (f) of section 20 of the Indian Trusts Act, 1882:

Provided further that the amount invested or deposited as above shall not be used for any purpose other than for redemption of debentures maturing during the year referred above.

Issue related expenses

For details of Issue related expenses, see “*Objects of the Issue*” on page 47.

Reservation

No portion of this Issue has been reserved.

Public issue of Equity Shares

Our Company has not made any public issue of Equity Shares. Further, except as stated below, our Company has not done any rights issuances in the last three years:

Date of Allotment	No. of Equity Shares	Face value (₹)	Issue Price (₹)	Consideration (Cash, other cash, etc)	Cumulative			Details of Utilisation
					No. of equity shares	Equity Share Capital (in ₹)	Equity Share Premium (in ₹)	
February 28, 2023	30,58,609	10	25	Cash	4,73,93,561	47,39,35,610	28,92,56,010.00	to meet the working capital requirements of the Company.

February 20, 2024*	24,00,057	10	25	Cash	4,97,93,618	49,79,36,180	32,52,56,865.00	General corporate purposes. For the purpose of onward lending, financing and for repayment/ prepayment of principal and interest on existing borrowings of the Company.
--------------------	-----------	----	----	------	-------------	--------------	-----------------	--

**Pursuant to the rights issue, our Company has allotted the equity shares and filed the PAS-3 form. The corporate action in respect of this allotment is under process.*

Previous Public Issues of Non-Convertible Debenture

Except as mentioned hereinbelow, our Company has previously not made any public issues of non-convertible debentures:

Particulars	Details
ISIN	INE01CY077D3, INE01CY077G6, INE01CY077B7, INE01CY077E1, INE01CY077H4, INE01CY077F8, INE01CY077J0, INE01CY077I2, INE01CY077C5, INE01CY077K8
Date of opening	November 28, 2023
Date of closing	December 8, 2023
Total issue size	1,00,00,00,000
Date of allotment	December 14, 2023
Date of listing	December 15, 2023
Utilisation of proceeds	<ol style="list-style-type: none"> 1. For the purpose of onward lending, financing and for the repayment/prepayment of principal and interest on existing borrowings of the company; and 2. General corporate purposes, subject to such utilization not exceeding 25% of the gross proceeds, in compliance with the SEBI NCS Regulations.

Other than as specifically disclosed in this Draft Prospectus, our Company has not issued any securities for consideration other than cash.

Dividend

Our Company has no formal dividend policy. The declaration and payment of dividends on our Equity Shares will be recommended by the Board of Directors and approved by our Shareholders, at their discretion, and will depend on a number of factors, including but not limited to our profits, capital requirements and overall financial condition. Our Company has not declared any dividend on Equity Shares during the last three Fiscals.

Jurisdiction

Exclusive jurisdiction for the purpose of the Issue is with the competent courts of jurisdiction in Thrissur, Kerala.

Impersonation

As a matter of abundant caution, attention of the Investors is specifically drawn to the provisions of sub-section (1) of Section 38 of the Companies Act, 2013 which is reproduced below:

“Any person who:

- makes or abets making of an application in a fictitious name to a company for acquiring, or subscribing for, its securities; or*
- makes or abets making of multiple applications to a company in different names or in different combinations of his name or surname for acquiring or subscribing for its securities; or*
- otherwise induces directly or indirectly a company to allot, or register any transfer of, securities to him, or to any other person in a fictitious name, shall be liable for action under Section 447.”*

The liability prescribed under Section 447 of the Companies Act 2013 for fraud involving an amount of at least ₹10 lakhs or 1.00% of the turnover of the Company, whichever is lower, includes imprisonment for a term which shall not be less than six months extending up to 10 years (provided that where the fraud involves public interest, such term shall not be less than three years) and fine of an amount not less than the amount involved in the fraud, extending up to three times of such amount. In case the fraud involves (i) an amount which is less than ₹ 10 lakhs or 1.00% of the turnover of the Company, whichever is lower; and (ii) does not involve public interest, then such fraud is punishable with an imprisonment for a term extending up to five years or a fine of an amount extending up to ₹ 50 lakhs or with both.

Details of overall lending by our Company

A. Lending Policy

Please refer to the paragraph titled “Gold Loan Business” under the section “Our Business” at page 73.

B. Loans given by the Company

The Company has not provided any loans/advances to associates, entities/persons relating to Board, senior management or Promoters out of the proceeds of previous private placements of debentures.

C. Type of loans

Classification of loans/advances given

The detailed breakup of the types of loans given by the Company as on June 30, 2023 is as follows:

(₹ in thousands)		
No.	Type of Loans	Amount
1.	Secured	45,19,246.79
2.	Unsecured	28,995.95
Total assets under management (AUM)*		45,48,242.74

*Assets under Management includes the gross total loan assets and interest accrued on loans before provision for impairment and is net of unamortized processing fee

D. Denomination of loans outstanding by LTV as on June 30, 2023

Sr. No.	LTV*	Percentage of AUM
1.	0%-25%	0.07%
2.	25%-50%	2.99%
3.	50%-75%	88.27%
4.	75%-100%	8.03%
	Total	99.36%

*LTV at the time of origination

E. Sectoral Exposure as on June 30, 2023

No.	Segment wise break up of AUM	Percentage of AUM
(a)	Agriculture & allied activities	0.00%
(b)	MSME	0.00%
(c)	Corporate borrowers	0.29%
(d)	Services	0.00%
(e)	Unsecured personal loans	0.35%
(f)	Auto loans	0.04%
(g)	Other personal loans	99.32%
	Total	100.00%

F. Denomination of the loans outstanding by ticket size as on June 30, 2023

Sr. No.	Ticket size*	Percentage of AUM
1	0 – 1,00,000	76.12%
2	1,00,000 – 5,00,000	22.63%
3	5,00,000 – 10,00,000	0.73%
4	10,00,000 – 25,00,000	0.07%
5	25,00,000 – 50,00,000	-
6	50,00,000 – 1,00,00,000	-
7	1,00,00,000 – 2,50,00,000	0.16%
8	2,50,00,000 – 5,00,00,000	0.29%
9	5,00,00,000 – 7,50,00,000	-
10	7,50,00,000 – 10,00,00,000	-
Total		100.00%

* Ticket size at the time of origination

G. Geographical classification of the borrowers as on June 30, 2023

Top 5 borrowers state wise

No.	Top 5 states	Percentage of AUM
1.	Kerala	0.49%
2.	Telangana	0.12%
3.	Tamil Nadu	0.11%
4.	Karnataka	0.08%
5.	Orissa	0.08%
6.	Andhra Pradesh	0.05%
	Total	0.94%

H. Details of loans overdue and classified as non-performing in accordance with the RBI's guidelines as on June 30, 2023

		(₹ in thousands)
Movement of gross NPA		Amount
Opening gross NPA		1,51,944.37
- Additions during the year		12,128.07
- Reductions during the year		86,702.56
Closing balance of gross NPA		77,369.88
Movement of net NPA		Amount
Opening net NPA		1,29,562.14
- Additions during the year		10,915.26
- Reductions during the year		77,070.28
Closing balance of net NPA		63,407.11
Movement of provisions for NPA		Amount
Opening balance		22,382.24
- Provisions made during the year		2,149.41
- Write-off / write-back of excess provisions		10,568.88
Closing balance		13,962.76

I. Segment-wise gross NPA as on June 30, 2023

No.	Segment wise break up of gross NPA	Gross NPA (%)
a)	Agriculture & allied activities	0.00%
b)	MSME	0.00%
c)	Corporate borrowers	0.00%
d)	Services	0.00%
e)	Unsecured personal loans	15.87%
f)	Auto loans	2.34%

No.	Segment wise break up of gross NPA	Gross NPA (%)
g)	Other personal loans	81.79%
Gross NPA		100.00%

J. Residual Maturity Profile of Assets and Liabilities as on June 30, 2023

(₹ in thousands)

Particulars	Up to 30/31 days	More than 1 month to 2 months	More than 2 months to 3 months	More than 3 months to 6 months	More than 6 months to 1 year	More than 1 year to 3 years	More than 3 years to 5 years	More than 5 years	Total
Deposit (Debentures)	1,17,250.00	1,29,235.00	1,12,493.00	3,54,895.00	6,61,431.00	14,54,520.00	2,48,131.00	1,04,528.00	31,82,483.00
Advances	16,20,351.79	3,54,868.17	3,05,702.34	18,18,539.57	14,131.14	16,414.20	-	-	41,30,007.21
Investments	-	-	-	-	43,472.65	-	-	2,26,765.40	2,70,238.05
Borrowings	91,299.59	5,348.89	40,976.93	51,762.97	1,04,417.77	2,98,797.37	46,578.01	-	6,39,181.52
Subordinated Debt	-	-	-	-	37,450.00	2,03,345.00	28,400.00	-	2,69,195.00
Foreign Currency Assets	-	-	-	-	-	-	-	-	-
Foreign Current Liabilities	-	-	-	-	-	-	-	-	-

K. (a) Details of top 20 borrowers with respect to concentration of advances as on June 30, 2023

(₹ in thousands)

Particulars	Amount
Total advances to twenty largest borrowers	74,976.28
Percentage of Advances to twenty largest borrowers to Total Advances to the Company	1.79%

(c) (b) Details of top 20 borrowers with respect to concentration of exposure as on June 30, 2023

(₹ in thousands)

Particulars	Amount	
	Secured	Unsecured
Total exposure to twenty largest borrowers	Nil	Nil
Percentage of exposure to twenty largest borrowers to Total exposure to the Company	Nil	Nil

L. Classification of loans/advances given to group entities / Promoters as on June 30, 2023:

Sr. No.	Name of Borrower	Amount of Advance/ exposure to such borrower (₹ in thousands) (A)	Percentage of Exposure (A/ Total AUM)
1.	ICL Tours and Travels Private Limited	13,079.08	0.29%

M. Utilisation of Issue Proceeds of the previous issue by our Company and Group Companies

Company:

Particulars	Details
ISIN	INE01CY077D3, INE01CY077G6, INE01CY077B7, INE01CY077E1, INE01CY077H4, INE01CY077F8, INE01CY077J0, INE01CY077I2, INE01CY077C5, INE01CY077K8
Date of opening	November 28, 2023
Date of closing	December 8, 2023

Total issue size	1,00,00,00,000
Date of allotment	December 14, 2023
Date of listing	December 15, 2023
Utilisation of proceeds	For onward lending, financing, and for repayment/ prepayment of principal and interest on existing borrowings of the Company.

Group Companies:

Nil

Revaluation of assets

Our Company has not revalued its assets in the last three financial years.

Mechanism for redressal of investor grievances

Agreement dated March 11, 2024 between the Registrar to the Issue and our Company provides for settling of investor grievances in a timely manner and for retention of records with the Registrar to the Issue for a period of eight years. All grievances relating to the Issue may be addressed to the Registrar to the Issue and Compliance Officer giving full details such as name, address of the Applicant, number of NCDs applied for, amount paid on Application and the details of Member of Syndicate or Trading Member of the Stock Exchange where the Application was submitted. All grievances relating to the ASBA process may be addressed to the Registrar to the Issue with a copy to either (a) the relevant Designated Branch of the SCSB where the Application Form was submitted by the ASBA Applicant, or (b) the concerned Member of the Syndicate and the relevant Designated Branch of the SCSB in the event of an Application submitted by an ASBA Applicant at any of the Syndicate ASBA Application Locations, giving full details such as name, address of Applicant, Application Form number, option applied for, number of NCDs applied for, amount blocked on Application.

Additionally, the Stock Exchange shall be responsible for addressing investor grievances arising from applications submitted online through the app based/ web interface platform of the Stock Exchange or through its Trading Members. Further, in accordance with the Debt UPI Circular, the Designated Intermediaries shall be responsible for addressing any investor grievances arising from the Applications uploaded by them in respect of quantity, price or any other data entry or other errors made by them. We estimate that the average time required by us or the Registrar to the Issue for the redressal of routine investor grievances will be seven (7) Working Days from the date of receipt of the complaint.

In case of non-routine complaints and complaints where external agencies are involved, we will seek to redress these complaints as expeditiously as possible.

Registrar to the Issue

Cameo Corporate Services Private Limited

Subramanian Building,
No.1 Club House Road,
Chennai – 600002,
Tamil Nadu, India

Telephone: +91 44 4002 0700 / 2846 0390

Facsimile: N.A.

Email: ipo@cameoindia.com

Website: www.cameoindia.com

Contact Person: K. Sreepriya

SEBI Registration Number: INR000003753

Compliance Officer of our Company

Visakh.T.V., Company Secretary has been appointed as the Compliance Officer of our Company for this Issue. The contact details of Compliance Officer of our Company are as follows:

Visakh T. V.

ICL Fincorp Limited
Main Road, Irinjalakuda

Thrissur– 680121
Kerala, India.
E-mail: cs@iclfincorp.com
Telephone: 0480-2670400, 0480-2828071, 0480-2831305

Details of Auditor to the Issuer:

Name of Auditor	Address	Auditor Since
Manikandan & Associates, Chartered Accountant	Krishna Arcade, Near Marathompilly Krishna Temple KSRTC Road, Chalakudy, Thrissur, Kerala – 680307	May 12, 2023

Change in Auditors of our Company during the last three years:

Name of the Auditor	Address	Date of Appointment	Date of cessation, if applicable	Date of Resignation, if applicable
Mohandas & Associates, Chartered Accountant	IIIrd Floor, “Sree Residency”, Press Club Road, Thrissur, Kerala- 680001	September 30, 2020	-	May 9, 2023
Manikandan & Associates, Chartered Accountant	Krishna Arcade, Near Marathompilly Krishna Temple, KSRTC Road, Chalakudy, Thrissur, Kerala – 680307	May 12, 2023	-	-

Latest ALM statement

The following table describes the ALM of our Company as on December 31, 2023:

(₹ in thousand)

	Upto 30/31 days	More than 1 month to 2 Months	More than 2 month to 3 Months	More than 3 month to 6 Months	More than 6 month to 1 year	More than 1 year to 3 years	More than 3 years to 5 years	More than 5 years	Total
Debentures	1,05,027.00	94,780.00	1,17,842.00	3,21,637.00	6,11,820.00	19,95,926.00	4,58,248.00	2,05,615.00	39,10,895.00
Advances	17,28,752.14	5,49,666.24	3,32,390.73	14,14,919.38	39,919.89	34,043.12	-	-	40,99,691.50
Investments	-	-	-	-	52,003.06	-	-	2,26,765.40	2,78,768.46
Borrowings	1,38,731.51	5,904.18	59,637.97	71,581.13	72,400.22	2,59,708.65	32,189.30	-	6,40,152.96
Sub Debt	-	-	-	37,450.00	1,14,910.00	1,16,835.00	-	-	2,69,195.00

SECTION VII – ISSUE RELATED INFORMATION

ISSUE STRUCTURE

Public issue of NCDs by our Company aggregating up to ₹7,50,000 thousand, on the terms and in the manner set forth herein.

At the meeting of the Board of Directors of our Company held on February 7, 2024, the Board of Directors approved the issue of secured, redeemable, non-convertible debentures to the public up to an aggregate amount not exceeding ₹ 10,00,000 thousand. This Issue for an amount not exceeding ₹ 7,50,000 thousand has been approved by the Debenture Issue Committee of the Board of our Company in its meeting dated February 7, 2024.

Principal Terms and Conditions of the Issue

TERMS AND CONDITIONS IN CONNECTION WITH THE NCDs

Issuer	ICL Fincorp Limited
Type of instrument	Secured, Redeemable, Non-Convertible Debentures
Nature of the Instrument	Secured, Redeemable, Non-Convertible Debentures
Mode of the Issue	Public Issue
Mode of Allotment	In dematerialised form
Mode of Trading	NCDs will be traded in dematerialised form
Lead Manager	Saffron Capital Advisors Private Limited
Debenture Trustee	MITCON Credentia Trusteeship Services Limited (formerly known as MITCON Trusteeship Services Limited)
Depositories	NSDL and CDSL
Registrar to the Issue	Cameo Corporate Services Limited
Issue	Public issue of 7,50,000 secured, redeemable, non-convertible debentures of our Company of face value of ₹1,000 each for an amount aggregating up to ₹7,50,000 thousand, on the terms and in the manner set forth herein.
Minimum Subscription	Minimum subscription is 75% of the Issue, i.e., ₹ 7,50,000 thousand
Seniority	Senior
Option to Retain Oversubscription / Green shoe option (Amount)	Nil
Eligible Investors	Please see “ <i>Issue Procedure –Who can apply?</i> ” on page 317
Objects of the Issue / Purpose for which there is requirement of funds	Please see “ <i>Object of the Issue</i> ” on page 47
Details of Utilization of the Proceeds	Please see “ <i>Objects of the Issue</i> ” on page 47.
Coupon rate	As specified in Prospectus
Coupon Payment Date	As specified in Prospectus
Coupon Type	As specified in Prospectus
Coupon reset process	Not Applicable
Interest Rate on each category of investor	As specified in Prospectus
Step up/ Step Down Coupon rates	Not Applicable
Coupon payment frequency	As specified in Prospectus
Day count basis	Actual / Actual
Interest on application money	Not Applicable
Default Coupon rate	Our Company shall pay interest, over and above the agreed coupon rate, in connection with any delay in allotment, refunds, listing, dematerialized credit, execution of Debenture Trust Deed, payment of interest, redemption of principal amount beyond the time limits prescribed under applicable statutory and/or regulatory requirements, at such rates as stipulated/ prescribed under applicable laws.

	Our Company shall pay at least two percent per annum to the debenture holder, over and above the agreed coupon rate, till the execution of the trust deed if our Company fails to execute the trust deed within such period as prescribed under applicable law.
Tenor	As specified in the Prospectus
Redemption Date	As specified in the Prospectus
Redemption Amount	As specified in the Prospectus
Redemption Premium/Discount	As specified in the Prospectus
Face Value	₹ 1,000 per NCD
Issue Price	₹ 1,000 per NCD
Discount at which security is issued and the effective yield as a result of such discount	As specified in Prospectus
Transaction Documents	Transaction Documents shall mean this Draft Prospectus, the Prospectus, Abridged Prospectus read with any notices, corrigenda, addenda thereto, the Debenture Trust Deed, the Deed of Hypothecation and other documents, if applicable, the letters issued by the Rating Agency, the Debenture Trustee and/or the Registrar; and various other documents/ agreements/ undertakings, entered or to be entered by our Company with Lead Manager and/or other intermediaries for the purpose of the Issue including but not limited to the Issue Agreement, the Debenture Trustee Agreement, the Tripartite Agreements, the Public Issue Account and Sponsor Bank Agreement, the Registrar Agreement and the Syndicate Agreement, and any other document that may be designated as a Transaction Document by the Debenture Trustee. For further details see, “ <i>Material Contracts and Document for Inspection</i> ” on page 363.
Put option date	Not Applicable
Put option price	Not Applicable
Call option date	Not Applicable
Call option price	Not Applicable
Put notification time	Not Applicable
Call notification time	Not Applicable
Minimum Application size and in multiples of NCD thereafter	₹ 10,000 (10 NCDs) and in multiple of ₹ 1,000 (1 NCD) thereafter.
Market Lot / Trading Lot	One NCD
Pay-in date	<i>As provided in the Prospectus</i>
Credit Ratings / Rating of the instrument	The NCDs proposed to be issued under the Issue have been rated ‘ACUITE BBB-’ with stable outlook for an amount of ₹5,00,000 thousand by Acuite vide rating letter dated February 29, 2024. Further, Acuite provided the rating of “ACUITE BBB-” with a stable outlook vide rating letter dated October 17, 2023 for an amount of ₹15,00,000 thousand which was reaffirmed by Acuite vide rating letter dated February 29, 2024 for the NCDs proposed to be issued pursuant to this Issue.
Stock Exchange proposed for listing of the NCDs	BSE Limited
Listing and timeline for listing	The NCDs are proposed to be listed on BSE. The NCDs shall be listed within six Working Days from the date of closing of the Issue. BSE has been appointed as the Designated Stock Exchange. For more information see “ <i>Other Regulatory and Statutory Disclosures</i> ” on page 285
Modes of payment	Please see “ <i>Terms of the Issue – Terms of Payment</i> ” on page 310
Issue Opening Date	<i>As provided in the Prospectus</i>
Issue Closing Date**	<i>As provided in the Prospectus</i>
Date of earliest closing of the issue, if any	Not Applicable
Record date	The Record Date for payment of Interest in connection with the NCDs or repayment of Principal in connection therewith shall be 15 (fifteen) days prior to the relevant interest payment date, relevant Redemption Date for NCDs issued under this Draft Prospectus. In case of redemption of NCDs, the trading in the NCDs shall remain suspended between the record date and the date of redemption.

	In event the Record Date falls on a day when the stock exchanges are having a trading holiday, the immediately succeeding trading day or a date notified by the Company to the stock exchange shall be considered as Record Date.
Settlement mode of instrument	Redemption
All covenants of the Issue (including side letters, accelerated payment clause, etc.)	As agreed in the Debenture Trust Deed, to be executed in accordance with applicable law.
Issue Schedule**	<i>As provided in the Prospectus</i>
Description regarding security (where applicable) including type of security (movable/ immovable/ tangible etc.) type of charge (pledge/ hypothecation/ mortgage etc.), date of creation of security/ likely date of creation of security, minimum security cover, revaluation, replacement of security, interest of the debenture holder over and above the coupon rate as specified in the Debenture Trust Deed and disclosed this Draft Prospectus	<p>The principal amount of the NCDs to be issued in terms of this Prospectus together with all interest due on the NCDs, as well as all costs, charges, all fees, remuneration of Debenture Trustee and expenses payable in respect thereof shall be secured by way of first ranking pari passu charge with Existing Secured Creditors, on all fixed assets (excluding immovable properties), current assets, including book debts, receivables, loans and advances and cash & bank balances (excluding reserves created in accordance with law and exclusive charge created in favour of secured charge holders in terms of their respective loan agreements/documents), both present and future of the Company.</p> <p>Our Company will create the security for the NCDs in favour of the Debenture Trustee for the Debenture Holders holding the NCDs on the assets to ensure 100.00% security cover or higher of the amount outstanding including interest in respect of the NCDs at any time.</p> <p>Without prejudice to the aforesaid, in the event our Company fails to execute the Debenture Trust Deed within the period specified in Regulation 18(1) of the SEBI NCS Regulations or such other time frame as may be stipulated from time-to-time, our Company shall also pay interest of at least 2% (two per cent) per annum to the NCD holders, over and above the interest rate on the NCDs specified in this Draft Prospectus, till the execution of the Debenture Trust Deed.</p> <p>The security shall be created prior to making the listing application for the NCDs with the Stock Exchange(s). For further details on date of creation of security/likely date of creation of security minimum security cover etc., please see “<i>Terms of the Issue – Security</i>” on page 302.</p>
Security Cover	Our Company shall maintain a minimum 100% security cover on the outstanding balance of the NCDs plus accrued interest thereon.
Condition precedent to the Issue	Other than the conditions set out in the Debenture Trust Deed and as specified in the SEBI NCS Regulations, there are no conditions precedent to the Issue.
Condition subsequent to the Issue	Other than the conditions set out in the Debenture Trust Deed and as specified in the SEBI NCS Regulations, there are no conditions subsequent to the Issue.
Events of default (including manner of voting/conditions of joining Inter Creditor Agreement)	Please see “ <i>Terms of the Issue – Events of Default</i> ” on page 305.
Creation of recovery expense fund	Our Company will transfer the required amount towards recovery expense fund in the manner as specified by SEBI in circular no. SEBI/HO/MIRSD/CRADT/CIR/P/2020/207 dated October 22, 2020 as amended from time to time and Regulation 11 of the SEBI NCS Regulations with the Designated Stock Exchange and inform the Debenture Trustee regarding transfer of amount toward such fund.
Conditions for breach of covenants (as specified in Debenture Trust Deed)	<p>Upon occurrence of any default in the performance or observance of any term, covenant, condition or provision contained in this Draft Prospectus and the Debenture Trust Deed and, except where the Debenture Trustee certifies that such default in its opinion is incapable of remedy within the cure period, as set out in the Debenture Trust Deed (in which case no notice shall be required), it shall constitute an event of default.</p> <p>The Debenture Trustee may, at any time, waive, on such terms and conditions as to it shall seem expedient, any breach by the Company of any of the covenants and</p>

	provisions in these presents contained without prejudice to the rights of the Debenture Trustee in respect of any subsequent breach thereof. Please see “ <i>Terms of the Issue – Events of default</i> ” on page 305.
Deemed date of Allotment	The date on which the Board of Directors/or the Debenture Issue Committee approves the Allotment of the NCDs for the Issue or such date as may be determined by the Board of Directors/ or the Debenture Issue Committee thereof and notified to the Designated Stock Exchanges. The actual Allotment of NCDs may take place on a date other than the Deemed Date of Allotment. All benefits relating to the NCDs including interest on NCDs shall be available to the Debenture Holders from the Deemed Date of Allotment
Roles and responsibilities of the Debenture Trustee	As per SEBI (Debenture Trustee) Regulations, 1993, SEBI (Issue and Listing of Non-Convertible Securities) Regulation, 2021, Companies Act, the Listing Agreement, and the Debenture Trust Deed, each as amended from time to time. Please see section titled “ <i>Terms of the Issue – Debenture Trustees for the NCD Holders</i> ” on page 304.
Risk factors pertaining to the Issue	Please see section titled “ <i>Risk Factors</i> ” on page 16.
Provisions related to Cross Default Clause	As per the Debenture Trust Deed to be executed in accordance with applicable law.
Governing law and Jurisdiction	The governing law and jurisdiction for the purpose of the Issue shall be Indian law, and the competent courts of jurisdiction in Thrissur, respectively.
Working day convention / Day count convention / Effect of holidays on payment	Working Day means all days on which commercial banks in Thrissur are open for business. If the date of payment of interest does not fall on a Working Day, then the interest payment will be made on succeeding Working Day (the “Effective Date”), however the dates of the future interest payments would continue to be as per the originally stipulated schedule. Payment of interest will be subject to the deduction of tax as per Income Tax Act or any statutory modification or re-enactment thereof for the time being in force. In case the Maturity Date (also being the last Interest Payment Date) does not fall on a Working Day, the payment will be made on the immediately preceding Working Day, along with coupon/interest accrued on the NCDs until but excluding the date of such payment.

****The Issue shall remain open for subscription on Working Days from 10:00 a.m. to 5:00 p.m. (Indian Standard Time), during the period indicated in this Draft Prospectus, except that the Issue may close on such earlier date or extended date as may be decided by the Board of Directors of our Company or the Debenture Issue Committee, subject to relevant approvals (subject to a minimum period of three working days and a maximum period of 10 working days from the date of opening of this Issue). In the event of an early closure or extension of the Issue, our Company shall ensure that notice of such early closure or extension is given to the prospective investors through an advertisement in a national daily newspaper and a regional daily newspaper in Tamil Nadu where the registered office is located, with wide circulation on or before such earlier date or extended date of closure. Application Forms for the Issue will be accepted only from 10:00 a.m. to 5:00 p.m. (Indian Standard Time) or such extended time as may be permitted by the Stock Exchange, on Working Days during the Issue Period. On the Issue Closing Date, Application Forms will be accepted only between 10:00 a.m. to 3:00 p.m. and uploaded until 5:00 p.m. (Indian Standard Time) or such extended time as may be permitted by the Stock Exchange.**

In terms of Regulation 7 of the SEBI NCS Regulations, our Company will undertake this Issue of NCDs in dematerialized form. However, in terms of Section 8(1) of the Depositories Act, the Company, at the request of the Applicants who wish to hold the NCDs post allotment in physical form, will fulfil such request through the process of rematerialisation, if the NCDs were originally issued in dematerialized form.

Participation by any of the above-mentioned Investor classes in this Issue will be subject to applicable statutory and/or regulatory requirements. Applicants are advised to ensure that Applications made by them do not exceed the investment limits or maximum number of NCDs that can be held by them under applicable statutory and/or regulatory provisions.

In case of Application Form being submitted in joint names, the Applicants should ensure that the demat account is also held in the same joint names and the names are in the same sequence in which they appear in the Application Form.

Applicants are advised to ensure that they have obtained the necessary statutory and/or regulatory permissions/ consents/ approvals in connection with applying for, subscribing to, or seeking allotment of NCDs pursuant to the Issue.

For further details, please refer to “*Issue Procedure*” on page 316.

Terms of the NCDs

As provided in the Prospectus.

SPECIFIC TERMS FOR NCDs

As provided in the Prospectus

Terms of payment

The entire face value per NCDs applied for will be blocked in the relevant ASBA Account maintained with the SCSB or under UPI mechanism (only for Retail Individual Investors), as the case may be, in the bank account of the Applicants that is specified in the ASBA Form at the time of the submission of the Application Form. In the event of Allotment of a lesser number of NCDs than applied for, our Company shall unblock the additional amount blocked upon application in the ASBA Account, in accordance with the terms specified in “*Terms of Issue – Manner of Payment of Interest/ Redemption amounts*” on page 310.

Participation by any of the above-mentioned Investor classes in the Issue will be subject to applicable statutory and/or regulatory requirements. Applicants are advised to ensure that applications made by them do not exceed the investment limits or maximum number of NCDs that can be held by them under applicable statutory and/or regulatory provisions.

The NCDs have not been and will not be registered, listed or otherwise qualified in any jurisdiction outside India and may not be offered or sold, and Applications may not be made by persons in any such jurisdiction, except in compliance with the applicable laws of such jurisdiction. In particular, the NCDs have not been and will not be registered under the U.S. Securities Act, 1933, as amended (the “**Securities Act**”) or the securities laws of any state of the United States and may not be offered or sold within the United States or to, or for the account or benefit of, U.S. persons (as defined in Regulation S under the Securities Act) except pursuant to an exemption from, or in a transaction not subject to, the registration requirements of the Securities Act and applicable state securities laws. The Issuer has not registered and does not intend to register under the U.S. Investment Company Act, 1940 in reliance on section 3(c)(7) thereof. This Draft Prospectus may not be forwarded or distributed to any other person and may not be reproduced in any manner whatsoever, and in particular, may not be forwarded to any U.S. Person or to any U.S. address.

Applications may be made in single or joint names (not exceeding three). Applications should be made by Karta in case the Applicant is an HUF. If the Application is submitted in joint names, the Application Form should contain only the name of the first Applicant whose name should also appear as the first holder of the depository account held in joint names. If the depository account is held in joint names, the Application Form should contain the name and PAN of the person whose name appears first in the depository account and signature of only this person would be required in the Application Form. This Applicant would be deemed to have signed on behalf of joint holders and would be required to give confirmation to this effect in the Application Form. Please ensure that such Applications contain the PAN of the HUF and not of the Karta.

In the case of joint Applications, all payments will be made out in favour of the first Applicant. All communications will be addressed to the first named Applicant whose name appears in the Application Form and at the address mentioned therein.

Applicants are advised to ensure that they have obtained the necessary statutory and/or regulatory Permissions / consents/approvals in connection with applying for, subscribing to, or seeking Allotment of NCDs pursuant to the Issue.

For further details, see the section titled “*Issue Procedure*” on page 316.

TERMS OF THE ISSUE

Authority for the Issue

At the meeting of the Board of Directors of our Company held on February 7, 2024, the Board of Directors approved the issue of secured, redeemable, non-convertible debentures to the public up to an amount not exceeding ₹ 10,00,000 thousand. This Issue for an amount not exceeding ₹ 7,50,000 thousand has been approved by the Debenture Issue Committee of the Board of our Company in its meeting dated February 7, 2024.

Principal Terms & Conditions of this Issue

The NCDs being offered as part of the Issue are subject to the provisions of the SEBI NCS Regulations, the Companies Act, 2013, the Memorandum and Articles of Association of our Company, the terms of this Draft Prospectus, the Prospectus, the Application Forms, the terms and conditions of the Debenture Trustee Agreement, the Debenture Trust Deed, other applicable statutory and/or regulatory requirements including those issued from time to time by SEBI, the Government of India, BSE, RBI, and/or other statutory/regulatory authorities relating to the offer, issue and listing of securities and any other documents that may be executed in connection with the NCDs.

Ranking of NCDs

The NCDs being offered through this Issue would constitute direct and secured obligations of the Company and shall rank *Pari Passu*, and subject to any obligations under applicable statutory and/or regulatory requirements, shall also, with regard to the amount invested, be secured by way of first ranking pari passu charge with Existing Secured Creditors, on all fixed assets (excluding immovable properties), current assets, including book debts, receivables, loans and advances and cash & bank balances (excluding reserves created in accordance with law and exclusive charge created in favour of secured charge holders in terms of their respective loan agreements/documents), both present and future of the Company. The claims of the NCD Holders shall be superior to the claims of any unsecured creditors, subject to applicable statutory and/or regulatory requirements.

Security

The Issue comprises of public issue of secured, redeemable, non-convertible debentures of face value of ₹1,000 each.

The principal amount of the NCDs to be issued in terms of this Draft Prospectus together with all interest due on the NCDs, as well as all costs, charges, all fees, remuneration of Debenture Trustee and expenses payable in respect thereof shall be secured by way of first ranking pari passu charge with Existing Secured Creditors, on all fixed assets (excluding immovable properties), current assets, including book debts, receivables, loans and advances and cash & bank balances (excluding reserves created in accordance with law and exclusive charge created in favour of secured charge holders in terms of their respective loan agreements/documents), both present and future of the Company.

Our Company will create the security for the NCDs in favour of the Debenture Trustee for the Debenture Holders holding the NCDs on the assets to ensure 100.00% security cover or higher of the amount outstanding including interest in respect of the NCDs at any time.

Our Company has entered into the Debenture Trustee Agreement and in furtherance thereof intends to enter into a deed of agreement with the Debenture Trustee, ("**Debenture Trust Deed**"), the terms of which shall govern the appointment of the Debenture Trustee and the issue of the NCDs.

Under the terms of the Debenture Trust Deed, our Company will covenant with the Debenture Trustee that it will pay the Debenture Holders holding the NCDs the principal amount on the NCDs on the relevant redemption date and also that it will pay the interest due on the NCDs at the rate specified in this Draft Prospectus and in the Debenture Trust Deed.

The Debenture Trust Deed will also provide that our Company may withdraw any portion of the security subject to prior written consent of the Debenture Trustee and/or may replace with another asset of the same or a higher value.

Our Company confirms that the Issue Proceeds shall be kept in the Public Issue Account until the documents for creation of security i.e., the Debenture Trust Deed, is executed.

Further, in the event our Company fails to execute the Debenture Trust Deed within a period of one month from the Issue Closing Date, our Company shall pay interest of at least 2% p.a. to each NCD Holder, over and above the agreed coupon rate, till the execution of the Debenture Trust Deed.

Debenture Redemption Reserve

In accordance with amendments to the Companies Act, 2013, and the Companies (Share Capital & Debentures) Rules 2014, read with the SEBI NCS Regulations, an NBFC registered with RBI under section 45 IA of the Reserve Bank of India Act, 1934, is not required to create a DRR for the purpose of redemption of debentures. Pursuant to the amendment to the Companies (Share Capital & Debentures) Rules 2014, notified on August 16, 2019, and as on the date of filing of this Draft Prospectus, our Company is not required to create DRR for the purpose of redemption of the NCDs. Accordingly, no debenture redemption reserve shall be created by our Company for the purpose of redemption of the NCDs or in connection with the Issue. Our Company shall, as per the Companies (Share Capital & Debentures) Rules 2014 and other laws applicable from time to time, invest or deposit, as the case may be, the applicable amounts, within the specified timelines, in respect of debentures maturing during the year ending on the 31st day of March of the next year, in any one or more methods of investments or deposits stipulated under the applicable law. Provided that the amount remaining invested or deposited, as the case may be, shall not at any time fall below the specified percentage, which is presently stipulated at 15% (fifteen percent) of the amount of the debentures maturing during the year ending on March 31 of the next year, in any of the following instruments or such other instruments as may be permitted under the applicable laws.

1. in deposits with any scheduled bank, free from any charge or lien;
2. in unencumbered securities of the Central Government or any State Government;
3. in unencumbered securities mentioned in sub-clause (a) to (d) and (ee) of section 20 of the Indian Trusts Act, 1882;
4. in unencumbered bonds issued by any other company which is notified under sub-clause (f) of section 20 of the Indian Trusts Act, 1882;

Provided further that the amount invested or deposited as above shall not be used for any purpose other than for redemption of debentures maturing during the year referred above.

Recovery Expense Fund

Pursuant to the SEBI Master Circular for Debenture Trustees, the creation of the recovery expense fund shall be in accordance with the aforementioned circular, as may be amended from time to time.

Face Value

The face value of each NCD to be issued under this Issue shall be ₹1,000.

Debenture Holder not a Shareholder

The Debenture Holders will not be entitled to any of the rights and privileges available to the equity and/or preference shareholders of our Company, except to the extent of the right to receive the annual reports of our Company and such other rights as may be prescribed under the Companies Act, 2013 and the rules prescribed thereunder and the SEBI Listing Regulations.

Rights of NCD Holders

A. Some of the significant rights available to the NCD Holders are as follows:

1. The NCDs shall not, except as provided under the Companies Act, 2013, our Memorandum of Association and Articles of Association and/or the Debenture Trust Deed, confer upon the NCD Holders thereof any rights or privileges available to our members including the right to receive notices or annual reports of, or to attend and/or vote, at our general meeting. However, if any resolution affecting the rights attached to the NCDs is to be placed before the members, the said resolution will first be placed before the concerned registered NCD Holders for their consideration. The opinion of the Debenture Trustee as to whether such resolution is affecting the right attached to the NCDs is final and binding on NCD Holders. In terms of Section 136 of the Companies Act, 2013, the NCD Holders shall be entitled to a copy of the balance sheet and copy of trust deed on a specific request made to us.
2. Subject to applicable statutory/regulatory requirements and terms of the Debenture Trust Deed, including requirements of the RBI, the rights, privileges and conditions attached to the NCDs may be varied, modified and/or abrogated with the consent in writing of the holders of at least three-fourths of the outstanding amount of the NCDs or with the sanction of a special resolution passed at a meeting of the concerned NCD Holders, provided that nothing in such consent or

resolution shall be operative against us, where such consent or resolution modifies or varies the terms and conditions governing the NCDs, if the same are not acceptable to us.

3. Subject to applicable statutory/regulatory requirements and terms of the Debenture Trust Deed, the registered NCD Holder or in case of joint-holders, the one whose name stands first in the register of debenture holders shall be entitled to vote in respect of such NCDs, either in person or by proxy, at any meeting of the concerned NCD Holders and every such holder shall be entitled to one vote on a show of hands and on a poll, his/her voting rights on every resolution placed before such meeting of the NCD Holders shall be in proportion to the outstanding nominal value of NCDs held by them.
4. The NCDs are subject to the provisions of the SEBI NCS Regulations, the applicable provisions of Companies Act, 2013, the Memorandum and Articles of Association of our Company, the terms of this Draft Prospectus, the Abridged Prospectus, the Application Form, the terms and conditions of the Debenture Trust Deed, requirements of the RBI, other applicable statutory and/or regulatory requirements relating to the issue and listing, of securities and any other documents that may be executed in connection with the NCDs.
5. For the NCDs issued in dematerialized form, the Depositories shall also maintain updated records of holders of the NCDs in dematerialized Form. For NCDs in dematerialized form, all interest and principal sums becoming due and payable in respect of the NCDs will be paid to the person for the time being appearing in the register of beneficial owners of the Depository. In terms of Section 88(3) of the Companies Act, 2013, the register and index of beneficial of NCDs maintained by a Depository for any NCDs in dematerialized form under Section 11 of the Depositories Act shall be deemed to be a Register of NCD Holders for this purpose. The same shall be maintained at the registered office of our Company under Section 94 of the Companies Act, 2013 unless the same has been moved to another location after obtaining the consent of the NCD Holders.
6. Subject to compliance with applicable statutory requirements, the NCDs can be rolled over only with the consent of the holders of at least 75% of the outstanding amount of the NCDs after providing at least 15 days' prior notice for such roll over and in accordance with the SEBI NCS Regulations. Our Company shall redeem the NCDs of all the NCD Holders, who have not given their positive consent to the roll-over.

The aforementioned rights of the NCD Holders are merely indicative. The final rights of the NCD Holders will be as per the terms of this Draft Prospectus and the Debenture Trust Deed.

Debenture Trustees for the NCD Holders

We have appointed MITCON Credentia Trusteeship Services Limited (formerly known as MITCON Trusteeship Services Limited) to act as the Debenture Trustees for the NCD Holders in terms of Regulation 8 of the SEBI NCS Regulations and Section 71(5) of the Companies Act, 2013 and the rules prescribed thereunder. We and the Debenture Trustee will execute a Debenture Trust Deed, inter alia, specifying the powers, authorities and obligations of the Debenture Trustee and us with respect to the NCDs. The NCD Holder(s) shall, without further act or deed, be deemed to have irrevocably given their consent to the Debenture Trustee or any of its agents or authorised officials to do all such acts, deeds, matters and things in respect of or relating to the NCDs as the Debenture Trustee may in its absolute discretion deem necessary or require to be done in the interest of the NCD Holder(s). Any payment made by us to the Debenture Trustee on behalf of the NCD Holder(s) shall discharge us pro tanto to the Debenture Holder(s).

The Debenture Trustee will protect the interest of the NCD Holders in the event of default by us in regard to timely payment of interest and repayment of principal and they will take necessary action at our cost. It is the duty of the debenture trustee to monitor the security cover is maintained, however, the recovery of 100% of the amount shall depend on the market scenario prevalent at the time of enforcement of the security.

Our Company shall not create any further encumbrances on the Security except with the prior approval of the Debenture Trustee. In the event of such request by our Company, the Debenture Trustee shall provide its approval for creation of further charges provided that our Company provides a certificate from a chartered accountant stating that after creation of such further charges, the required Security cover is maintained.

At any time before the Security constituted hereunder becomes enforceable, the Debenture Trustee, may, at the request of our Company and without any consent of the NCD Holders, do or concur our Company in doing all or any of the things which our Company might have done in respect of the Security as if no security had been created and particularly, but not by way of limitation, the following assent to any modification of any contracts or arrangements which may be subsisting in relation to the Security.

Events of Default

Subject to the terms of the Debenture Trust Deed and the Debenture Trustee, at its discretion may, and in accordance with the SEBI Regulations including the SEBI Master Circular for Debenture Trustee SEBI/HO/DDHS-PoD1/P/CIR/2023/109 dated 31st March 2023 (updated from time to time) specifying that the NCDs and/or any particular options of NCDs, in whole but not in part are and have become due and repayable on such date as may be specified in such notice inter alia if any of the events listed below occurs. The description below is indicative and a complete list of events of default including cross defaults, if any, and its consequences will be specified in the Debenture Trust Deed:

- (i) default is committed in payment of the principal amount of the NCDs on the due date(s); and
- (ii) default is committed in payment of any interest on the NCDs on the due date(s).

Market Lot and Trading Lot

Since trading of the NCDs is in dematerialised form, the tradable lot is one NCD.

Allotment in the Issue will be in demat form in multiples of one NCD. For details of allotment, see “*Issue Procedure*” on page 316.

Nomination facility to Debenture Holder

In accordance with Rule 19 of the Companies (Share Capital and Debentures) Rules, 2014 (“**Rule 19**”) and Section 72 of the Companies Act, 2013, the sole Debenture Holder, or first Debenture Holder, along with other joint Debenture Holders’ (being individual(s)), may nominate, in the **Form No. SH.13**, any one person in whom, in the event of the death of Applicant the NCDs Allotted, if any, will vest. Where the nomination is made in respect of the NCDs held by more than one person jointly, all joint holders shall together nominate in **Form No. SH.13** any person as nominee. A nominee entitled to the NCDs by reason of the death of the original holder(s), will, in accordance with Rule 19 and Section 56 of the Companies Act, 2013, be entitled to the same benefits to which he or she will be entitled if he or she were the registered holder of the NCDs. Where the nominee is a minor, the holder(s) may make a nomination to appoint, in **Form No. SH.14**, any person to become entitled to NCDs in the event of the holder’s death during minority. A nomination will stand rescinded on a sale/transfer/alienation of NCDs by the person nominating. A buyer will be entitled to make a fresh nomination in the manner prescribed. Fresh nomination can be made only on the prescribed form available on request at our Registered Office, Corporate Office or with the Registrar to the Issue.

Debenture Holder(s) are advised to provide the specimen signature of the nominee to us to expedite the transmission of the NCD(s) to the nominee in the event of demise of the Debenture Holder(s). The signature can be provided in the Application Form or subsequently at the time of making fresh nominations. This facility of providing the specimen signature of the nominee is purely optional.

In accordance with Rule 19, any person who becomes a nominee by virtue of the Rule 19, will on the production of such evidence as may be required by the Board, elect either:

- to register himself or herself as the holder of the NCDs; or
- to make such transfer of the NCDs, as the deceased holder could have made.

Further, the Board may at any time give notice requiring any nominee to choose either to be registered himself or herself or to transfer the NCDs, and if the notice is not complied with, within a period of 90 days, the Board may thereafter withhold payment of all interests or redemption amounts or other monies payable in respect of the NCDs, until the requirements of the notice have been complied with.

For all NCDs held in the dematerialized form, nominations registered with the respective Depository Participant of the Applicant would prevail. If the investors require changing their nomination, they are requested to inform their respective Depository Participant in connection with NCDs held in the dematerialized form.

A nomination may be cancelled or varied by nominating any other person in place of the present nominee, by the Debenture Holder who has made the nomination, by giving a notice of such cancellation or variation in the prescribed manner as per

applicable laws. The cancellation or variation shall take effect from the date on which the notice of such variation or cancellation is received.

Jurisdiction

Exclusive jurisdiction for the purpose of the Issue is with the competent courts of jurisdiction in Thrissur.

Application in the Issue

Applicants shall apply in this Issue in dematerialised form only, through a valid Application Form filled in by the Applicant along with attachment, as applicable. Further, Applications in this Issue shall be made through the ASBA facility only (including Applications made by UPI Investors under the UPI Mechanism).

In terms of Regulation 7 of the SEBI NCS Regulations, our Company will make public issue of the NCDs in the dematerialised form only.

However, in terms of Section 8(1) of the Depositories Act, our Company, at the request of the Investors who wish to hold the NCDs in physical form will rematerialise the NCDs. However, any trading of the NCDs shall be compulsorily in dematerialised form only.

Form of Allotment and Denomination of NCDs

As per the SEBI NCS Regulations, the trading of the NCDs on the Stock Exchange shall be in dematerialized form only in multiples of one (1) NCD ("**Market Lot**"). Allotment in this Issue to all Allottees, will be in electronic form i.e., in dematerialised form and in multiples of one NCD.

For details of allotment please see "*Issue Procedure*" on page 316.

Transfer/Transmission of NCD(s)

The NCDs shall be transferred or transmitted freely in accordance with the applicable provisions of the Companies Act, 2013. The NCDs held in dematerialised form shall be transferred subject to and in accordance with the rules/procedures as prescribed by NSDL/CDSL and the relevant DPs of the transferor or transferee and any other applicable laws and rules notified in respect thereof. The transferee(s) should ensure that the transfer formalities are completed prior to the Record Date. The seller should give delivery instructions containing details of the buyer's DP account to his Depository Participant.

In the absence of the same, interest will be paid/redemption will be made to the person, whose name appears in the register of debenture holders maintained by the Depositories. In such cases, claims, if any, by the transferees would need to be settled with the transferor(s) and not with the Company or Registrar.

Pursuant to the SEBI (Listing Obligations and Disclosure Requirements) (Fourth Amendment) Regulations, 2018 read with SEBI Press release (no. 49/ 2018) dated December 3, 2018, NCDs held in physical form, pursuant to any rematerialisation, as above, cannot be transferred except by way of transmission or transposition, from April 1, 2019. However, any trading of the NCDs issued pursuant to this Issue shall be compulsorily in dematerialised form only.

Title

In case of:

- the NCDs held in the dematerialised form, the person for the time being appearing in the record of beneficial owners maintained by the Depository; and
- the NCDs held in physical form, pursuant to any rematerialisation, the person for the time being appearing in the Register of Debenture Holders as Debenture Holder, shall be treated for all purposes by our Company, the Debenture Trustee, the Depositories and all other persons dealing with such person as the holder thereof and its absolute owner for all purposes regardless of any notice of ownership, trust or any interest in it or any writing on, theft or loss of the Consolidated NCD Certificate issued in respect of the NCDs and no person will be liable for so treating the Debenture Holder.

No transfer of title of NCD will be valid unless and until entered on the Register of Debenture Holders or the register and index of Debenture Holders maintained by the Depository prior to the Record Date. In the absence of transfer being registered, interest and/or Maturity Amount, as the case may be, will be paid to the person, whose name appears first in the Register of Debenture Holders maintained by the Depositories and/or our Company and/or the Registrar, as the case may be. In such cases, claims, if any, by the purchasers of the NCDs will need to be settled with the seller of the NCDs and not with our Company or the Registrar. The provisions relating to transfer and transmission and other related matters in respect of our Company's shares contained in the Articles of Association of our Company and the Companies Act/ the relevant provisions of the Companies Act applicable as on the date of this Draft Prospectus shall apply, mutatis mutandis (to the extent applicable) to the NCD(s) as well.

Succession

Where NCDs are held in joint names and one of the joint holders dies, the survivor(s) will be recognized as the Debenture Holder(s). It will be sufficient for our Company to delete the name of the deceased Debenture Holder after obtaining satisfactory evidence of his death. Provided, a third person may call on our Company to register his name as successor of the deceased Debenture Holder after obtaining evidence such as probate of a will for the purpose of proving his title to the debentures. In the event of demise of the sole or first holder of the Debentures, the Company will recognise the executors or administrator of the deceased Debenture Holders, or the holder of the succession certificate or other legal representative as having title to the Debentures only if such executor or administrator obtains and produces probate or letter of administration or is the holder of the succession certificate or other legal representation, as the case may be, from an appropriate court in India. The directors of the Company in their absolute discretion may, in any case, dispense with production of probate or letter of administration or succession certificate or other legal representation. In case of death of Debenture Holders who are holding NCDs in dematerialised form, third person is not required to approach the Company to register his name as successor of the deceased Debenture Holder. He shall approach the respective Depository Participant of the Debenture Holder for this purpose and submit necessary documents as required by the Depository Participant.

Where a non-resident Indian becomes entitled to the NCDs by way of succession, the following steps have to be complied with:

1. Documentary evidence to be submitted to the Legacy Cell of the RBI to the effect that the NCDs were acquired by the non-resident Indian as part of the legacy left by the deceased Debenture Holder.
2. Proof that the non-resident Indian is an Indian national or is of Indian origin.
3. Such holding by a non-resident Indian will be on a non-repatriation basis.

Joint-holders

Where two or more persons are holders of any NCD(s), they shall be deemed to hold the same as joint holders with benefits of survivorship subject to other provisions contained in the Articles.

Procedure for Re-materialization of NCDs

Debenture Holders who wish to hold the NCDs in physical form may do so by submitting a request to their DP at any time after Allotment in accordance with the applicable procedure stipulated by the DP, in accordance with the Depositories Act and/or rules as notified by the Depositories from time to time. **Holders of NCDs who propose to rematerialize their NCDs, would have to mandatorily submit details of their bank mandate along with a copy of any document evidencing that the bank account is in the name of the holder of such NCDs and their Permanent Account Number to the Company and the DP. No proposal for rematerialisation of NCDs would be considered if the aforementioned documents and details are not submitted along with the request for such rematerialisation.**

Restriction on transfer of NCDs

There are no restrictions on transfers and transmission of NCDs Allotted pursuant to this Issue. Pursuant to the SEBI Listing Regulations, NCDs held in physical form, pursuant to any rematerialisation, as above, cannot be transferred except by way of transmission or transposition, with effect from April 1, 2019.

Period of Subscription

The subscription list shall remain open for a period as indicated below, with an option for early closure or extension by such period, as may be decided by the Board or a duly authorised committee of Directors of our Company, subject to necessary

approvals. In the event of such early closure of the Issue, our Company shall ensure that notice of such early closure is given one day prior to such early date of closure through advertisement/s in a leading national daily newspaper.

Issue Programme

ISSUE OPENING DATE	<i>As provided in the Prospectus</i>
ISSUE CLOSING DATE	<i>As provided in the Prospectus</i> [#]
PAY-IN DATE	<i>As provided in the Prospectus</i>
DEEMED DATE OF ALLOTMENT	<i>As provided in the Prospectus</i>

[#] The Issue shall remain open for subscription on Working Days from 10:00 a.m. to 5:00 p.m. (Indian Standard Time), during the period indicated in this Draft Prospectus, except that the Issue may close on such earlier date or extended date as may be decided by the Board of Directors of our Company or the Debenture Issue Committee, subject to relevant approvals (subject to a minimum period of three working days and a maximum period of 10 working days from the date of opening of this Issue). In the event of an early closure or extension of the Issue, our Company shall ensure that notice of such early closure or extension is given to the prospective investors through an advertisement in a national daily newspaper and a regional daily newspaper in Tamil Nadu where the registered office is located, with wide circulation on or before such earlier date or extended date of closure. Application Forms for the Issue will be accepted only from 10:00 a.m. to 5:00 p.m. (Indian Standard Time) or such extended time as may be permitted by the Stock Exchange, on Working Days during the Issue Period. On the Issue Closing Date, Application Forms will be accepted only between 10:00 a.m. to 3:00 p.m. and uploaded until 5:00 p.m. (Indian Standard Time) or such extended time as may be permitted by the Stock Exchange.

Application (including Application under the UPI Mechanism) and any further changes to the Applications shall be accepted only between 10.00 a.m. and 5.00 p.m. (Indian Standard Time, “IST”) during the Issue Period as mentioned above by the Designated Intermediaries at the bidding centre and by the SCSBs directly at the Designated Branches of SCSBs, except that on the Issue Closing Date when the Applications and any further changes in details in Applications, if any, shall be accepted only between 10.00 a.m. and 3.00 p.m. (IST) and shall be uploaded until 5.00 p.m. (IST) or such extended time as permitted by the Stock Exchange. Additionally, an Investor may also submit the Application Form through the app or web interface of the Stock Exchange. It is clarified that the Applications not uploaded in the Stock Exchange platform would be rejected.

Due to limitation of time available for uploading the Applications on the Issue Closing Date, the Applicants are advised to submit their Applications one day prior to the Issue Closing Date and, in any case, no later than 3.00 p.m. (IST) on the Issue Closing Date. All times mentioned in this Draft Prospectus are Indian Standard Time. Applicants are cautioned that in the event a large number of Applications are received on the Issue Closing Date, as is typically experienced in public offerings, some Applications may not get uploaded due to lack of sufficient time.

Such Applications that cannot be uploaded will not be considered for Allocation under the Issue. Applications will be accepted only on Business Days, i.e., Monday to Friday (excluding any public holiday). Neither our Company, nor the Lead Manager, nor any Member of the Syndicate, Registered Brokers at the Broker Centres, CDPs at the Designated CDP Locations or the RTAs at the Designated RTA Locations or Designated Branches of SCSBs are liable for any failure in uploading the Applications due to faults in any software/hardware system or otherwise. Please note that, within each category of Investors, the Basis of Allotment under the Issue will be on date priority basis except on the day of oversubscription, if any, where the Allotment will be proportionate.

Basis of payment of Interest

NCDs once Allotted under any particular category of NCDs shall continue to bear the applicable tenor, coupon/yield and Redemption Amount as at the time of original Allotment irrespective of the category of Debenture Holder on any Record Date, and such Tenor, Coupon/Yield and Redemption Amount as at the time of original Allotment will not be impacted by trading of any options of NCDs between the categories of persons or entities in the secondary market.

Payment of Interest/Maturity Amount will be made to those Debenture Holders whose names appear in the Register of Debenture Holders (or to first holder in case of joint-holders) as on Record Date.

We may enter into an arrangement with one or more banks in one or more cities for direct credit of interest to the account of the Investors. In such cases, interest, on the Interest Payment Date, would be directly credited to the account of those Investors who have given their bank mandate.

We may offer the facility of NACH, NEFT, RTGS, Direct Credit and any other method permitted by RBI and SEBI from time to time to help Debenture Holders. The terms of this facility (including towns where this facility would be available) would be as prescribed by RBI. Please see, “Terms of the Issue - Manner of Payment of Interest / Redemption Amounts” on page 310.

Taxation

Income Tax is deductible at source at the rate of 10% on interest on debentures held by resident Indians (other than insurance companies), at the time of credit / payment, as per the provisions of Section 193 of the IT Act. I. Further, Tax will be deducted at source at reduced rate or no tax will be deducted at source in the following cases:

- a) When the Assessing Officer issues a certificate on an application by a Debenture Holder on satisfaction that the total income of the Debenture holder justifies no/lower deduction of tax at source as per the provisions of Section 197(1) of the IT Act; and that a valid certificate is filed with the Company before the prescribed date of closure of books for payment of debenture interest;
- b) When the resident Debenture Holder with Permanent Account Number (“PAN”) (not being a company or a firm) submits a declaration as per the provisions of section 197A(1A) of the IT Act in the prescribed Form 15G verified in the prescribed manner to the effect that the tax on his estimated total income of the financial year in which such income is to be included in computing his total income will be NIL. However, under section 197A(1B) of the IT Act, Form 15G cannot be submitted nor considered for exemption from tax deduction at source if the dividend income referred to in section 194, interest on securities, interest, withdrawal from NSS and income from units of mutual fund or of 236 Unit Trust of India as the case may be or the aggregate of the amounts of such incomes credited or paid or likely to be credited or paid during the financial year in which such income is to be included exceeds the maximum amount which is not chargeable to income tax;
- c) Senior citizens, who are 60 or more years of age at any time during the financial year, enjoy the special privilege to submit a self-declaration in the prescribed Form 15H for non-deduction of tax at source in accordance with the provisions of section 197A(1C) of the Act even if the aggregate income credited or paid or likely to be credited or paid exceeds the maximum amount not chargeable to tax, provided that the tax due on the estimated total income of the year concerned will be NIL; and
- d) In all other situations, tax would be deducted at source as per prevailing provisions of the IT Act.

Form No.15G with PAN / Form No.15H with PAN / Certificate issued u/s 197(1) has to be filed with the Company before the prescribed date of closure of books for payment of debenture interest without any withholding tax.

The aforesaid documents, as may be applicable, should be submitted at the office of the Registrar to the Issue quoting the name of the sole/ first NCD Holder, NCD folio number and the distinctive number(s) of the NCD held, at least seven days prior to the Record Date to ensure non-deduction/lower deduction of tax at source from interest on the NCD. The investors need to submit Form 15H/ 15G/certificate in original with the Assessing Officer for each Fiscal during the currency of the NCD to ensure non-deduction or lower deduction of tax at source from interest on the NCD.

Tax exemption certificate/document, if any, must be lodged at the office of the Registrar to the Issue at least seven days prior to the Record Date or as specifically required, failing which tax applicable on interest will be deducted at source on accrual thereof in our Company’s books and/or on payment thereof, in accordance with the provisions of the IT Act and/or any other statutory modification, enactment or notification as the case may be. A tax deduction certificate will be issued for the amount of tax so deducted.

Please also see, “*Statement of Possible Tax Benefits*” on page 50. Subject to the terms and conditions in connection with computation of applicable interest on the Record Date, please note that in case the NCDs are transferred and/or transmitted in accordance with the provisions of this Draft Prospectus read with the provisions of the Articles of Association of our Company, the transferee of such NCDs or the deceased holder of NCDs, as the case may be, shall be entitled to any interest which may have accrued on the NCDs. Subject to the terms and conditions in connection with computation of applicable interest on the Record Date as stated in the section titled “*Issue Procedure*” on page 316 of this Draft Prospectus. please note that in case the NCDs are transferred and/or transmitted in accordance with the provisions of this Draft Prospectus read with the provisions of the Articles of Association of our Company, the transferee of such NCDs or the transferee of the deceased holder of NCDs, as the case may be, shall be entitled to any interest which may have accrued on the NCDs.

Day Count Convention

Interest shall be computed on actual/actual basis i.e., on the principal outstanding on the NCDs as per the SEBI Master Circular.

Effect of holidays on payments

If the date of payment of interest does not fall on a Working Day, then the interest payment will be made on succeeding Working Day (the “**Effective Date**”), however the calculation for payment of interest will be only till the originally stipulated Interest Payment Date. The dates of the future interest payments would be as per the originally stipulated schedule. Payment of interest will be subject to the deduction of tax as per Income Tax Act or any statutory modification or re-enactment thereof for the time being in force. In case the Maturity Date (also being the last Interest Payment Date) does not fall on a Working Day, the payment will be made on the immediately preceding Working Day, along with coupon/interest accrued on the NCDs until but excluding the date of such payment.

Illustration for guidance in respect of the day count convention and effect of holidays on payments

The illustration for guidance in respect of the day count convention and effect of holidays on payments, as required by SEBI Master Circular is disclosed at “*Annexure III*” on page 368.

Maturity and Redemption

As provided in the Prospectus

Application Size

Each Application should be for a minimum of 10 NCDs and multiples of one NCD thereof. The minimum Application size for each Application would be ₹10,000 and in multiples of ₹1,000 thereafter.

Applicants can apply for any or all options of NCDs offered hereunder provided the Applicant has applied for minimum Application size using the same Application Form.

Applicants are advised to ensure that Application made by them do not exceed the investment limits or maximum number of NCDs that can be held by them under applicable statutory and or regulatory provisions.

Terms of Payment

The entire issue price of ₹1,000 per NCD is blocked in the ASBA Account on Application itself. In case of Allotment of lesser number of NCDs than the number of NCDs applied for, our Company shall instruct the SCSBs to unblock the excess amount blocked on Application in accordance with the terms of this Draft Prospectus.

Manner of Payment of Interest / Redemption Amounts

The manner of payment of interest / redemption in connection with the NCDs is set out below:

For NCDs held in dematerialised form:

The bank details will be obtained from the Depositories for payment of interest / redemption amount as the case may be. Holders of the NCDs, are advised to keep their bank account details as appearing on the records of the Depository Participant updated at all points of time. Please note that failure to do so could result in delays in credit of interest/redemption amounts at the Applicant’s sole risk, and the Lead Manager, our Company or the Registrar shall have no responsibility and undertake no liability for the same.

For NCDs held in physical form on account of re-materialization:

In case of NCDs held in physical form, on account of rematerialisation, the bank details will be obtained from the documents submitted to the Company along with the rematerialisation request. For further details, please see “*Terms of the Issue - Procedure for Re-materialization of NCDs*” on page 307.

The Registrar to the Issue will issue requisite instructions to the relevant SCSBs to un-block amounts in the ASBA Accounts of the Applicants representing the amounts to unblocked for the Applicants.

The mode of payment of interest/redemption amount shall be undertaken in the following order of preference:

- 1. Direct Credit/ NACH/ RTGS:** Investors having their bank account details updated with the Depository shall be eligible to receive payment of interest / redemption amount, through:
- (i) **Direct Credit.** interest / redemption amount would be credited directly to the bank accounts of the Investors, if held with the same bank as the Company.
 - (ii) **NACH:** National Automated Clearing House which is a consolidated system of ECS. Payment of interest / redemption amount would be done through NACH for Applicants having an account at one of the centres specified by the RBI, where such facility has been made available. This would be subject to availability of complete bank account details including Magnetic Ink Character Recognition (MICR) code wherever applicable from the depository. The payment of interest / redemption amount through NACH is mandatory for Applicants having a bank account at any of the centres where NACH facility has been made available by the RBI (subject to availability of all information for crediting the interest / redemption amount through NACH including the MICR code as appearing on a cheque leaf, from the depositories), except where Applicant is otherwise disclosed as eligible to get interest / redemption amount through NEFT or Direct Credit or RTGS.
 - (iii) **RTGS:** Applicants having a bank account with a participating bank and whose interest / redemption amount exceeds ₹2 lakhs, or such amount as may be fixed by RBI from time to time, have the option to receive the interest / redemption amount through RTGS. Such eligible Applicants who indicate their preference to receive interest / redemption amount through RTGS are required to provide the IFSC code in the Application Form or intimate our Company and the Registrar to the Issue at least 7 (seven) days before the Record Date. Charges, if any, levied by the Applicant's bank receiving the credit would be borne by the Applicant. In the event the same is not provided, interest / redemption amount shall be made through NECS subject to availability of complete bank account details for the same as stated above.
 - (iv) **NEFT:** Payment of interest / redemption amount shall be undertaken through NEFT wherever the Applicants' bank has been assigned the Indian Financial System Code ("IFSC"), which can be linked to a Magnetic Ink Character Recognition, if any, available to that particular bank branch. IFSC Code will be obtained from the website of RBI as on a date immediately prior to the date of payment of the interest / redemption amounts, duly mapped with MICR numbers. Wherever the Applicants have registered their nine-digit MICR number and their bank account number while opening and operating the de-mat account, the same will be duly mapped with the IFSC Code of that particular bank branch and the payment of interest / redemption amount will be made to the Applicants through this method.
- 2. Registered Post/Speed Post:** For all other Debenture Holders, including those who have not updated their bank particulars with the MICR code, the interest payment / redemption amount shall be paid by way of interest/ redemption warrants dispatched through speed post/ registered post only to Applicants that have provided details of a registered address in India.

Printing of Bank Particulars on Interest/ Redemption Warrants

As a matter of precaution against possible fraudulent encashment of interest/ redemption warrants due to loss or misplacement, the particulars of the Applicant's bank account are mandatorily required to be given for printing on the orders/ warrants. In relation to NCDs held dematerialised form, these particulars would be taken directly from the depositories. In case of NCDs held in physical form on account of rematerialisation, the Investors are advised to submit their bank account details with our Company / Registrar at least seven working (7) days prior to the Record Date failing which the orders / warrants will be dispatched to the postal address of the holder of the NCD as available in the records of our Company. Bank account particulars will be printed on the warrants which can then be deposited only in the account specified.

Loan against NCDs

Pursuant to RBI Circular dated June 27, 2013, our Company, being an NBFC, is not permitted to extend any loans against the security of its NCDs.

Buy Back of NCDs

Our Company may, at its sole discretion, from time to time, consider, subject to applicable statutory and/or regulatory requirements, buyback of NCDs, upon such terms and conditions as may be decided by our Company.

Our Company may from time to time invite the Debenture Holders to offer the NCDs held by them through one or more buy-back schemes and/or letters of offer upon such terms and conditions as our Company may from time to time determine, subject to applicable statutory and/or regulatory requirements.

Such NCDs which are bought back may be extinguished, re-issued and/or resold in the open market with a view of strengthening the liquidity of the NCDs in the market, subject to applicable statutory and/or regulatory requirements.

Procedure for Redemption by Debenture Holders

The procedure for redemption is set out below:

NCDs held in physical form on account of re-materialization:

No action would ordinarily be required on the part of the Debenture Holder at the time of redemption and the redemption proceeds would be paid to those Debenture Holders whose names stand in the register of Debenture Holders maintained by us on the Record Date fixed for the purpose of redemption. However, our Company may require that the NCD certificate(s), duly discharged by the sole holder/all the joint-holders (signed on the reverse of the NCD certificate(s)) be surrendered for redemption on maturity and should be sent by the Debenture Holder(s) by Registered Post with acknowledgment due or by hand delivery to our office or to such persons at such addresses as may be notified by us from time to time. Debenture Holder(s) may be requested to surrender the NCD certificate(s) in the manner as stated above, not more than three months and not less than one month prior to the redemption date so as to facilitate timely payment.

We may at our discretion redeem the NCDs without the requirement of surrendering of the NCD certificates by the holder(s) thereof. In case we decide to do so, the holders of NCDs need not submit the NCD certificates to us and the redemption proceeds would be paid to those Debenture Holders whose names stand in the register of Debenture Holders maintained by us on the Record Date fixed for the purpose of redemption of NCDs. In such case, the NCD certificates would be deemed to have been cancelled. Also see “*Terms of the Issue - Payment on Redemption*” on page 312.

NCDs held in electronic form:

No action is required on the part of Debenture Holder(s) at the time of redemption of NCDs.

Payment on Redemption

The manner of payment of redemption is set out below:

NCDs held in physical form on account of re-materialisation

The payment on redemption of the NCDs will be made by way of cheque/pay order/ electronic modes. However, if our Company so requires, the aforementioned payment would only be made on the surrender of NCD certificate(s), duly discharged by the sole holder / all the joint-holders (signed on the reverse of the NCD certificate(s)). Dispatch of cheques/pay order, etc. in respect of such payment will be made on the redemption date or (if so requested by our Company in this regard) within a period of 30 days from the date of receipt of the duly discharged NCD certificate.

In case we decide to do so, the redemption proceeds in the manner stated above would be paid on the redemption date to those Debenture Holders whose names stand in the Register of Debenture Holders maintained by us/Registrar to the Issue on the Record Date fixed for the purpose of redemption. Hence the transferees, if any, should ensure lodgement of the transfer documents with us at least 7 working (seven) days prior to the Record Date. In case the transfer documents are not lodged with us at least 7 working (seven) days prior to the Record Date and we dispatch the redemption proceeds to the transferor, claims in respect of the redemption proceeds should be settled amongst the parties *inter se* and no claim or action shall lie against us or the Registrar.

Our liability to holder(s) towards their rights including for payment or otherwise shall stand extinguished from the date of redemption in all events and when we dispatch the redemption amounts to the Debenture Holder(s).

Further, we will not be liable to pay any interest, income or compensation of any kind from the date of redemption of the NCD(s).

NCDs held in electronic form

On the redemption date, redemption proceeds would be paid by cheque /pay order / electronic mode to those Debenture Holders whose names appear on the list of beneficial owners given by the Depositories to us. These names would be as per the Depositories' records on the Record Date fixed for the purpose of redemption. These NCDs will be simultaneously extinguished to the extent of the amount redeemed through appropriate debit corporate action upon redemption of the corresponding value of the NCDs. It may be noted that in the entire process mentioned above, no action is required on the part of Debenture Holders.

Our liability to Debenture Holder(s) towards his/their rights including for payment or otherwise shall stand extinguished from the date of redemption in all events and when we dispatch the redemption amounts to the Debenture Holder(s).

Further, we will not be liable to pay any interest, income or compensation of any kind from the date of redemption of the NCD(s).

Right to reissue NCD(s)

Subject to the provisions of the Companies Act, 2013, where we have fully redeemed or repurchased any NCD(s), we shall have and shall be deemed always to have had the right to keep such NCDs in effect without extinguishment thereof, for the purpose of resale or reissue and in exercising such right, we shall have and be deemed always to have had the power to resell or reissue such NCDs either by reselling or reissuing the same NCDs or by issuing other NCDs in their place. The aforementioned right includes the right to reissue original NCDs.

Sharing of information

We may, at our option, use on our own, as well as exchange, share or part with any financial or other information about the Debenture Holders available with us, and affiliates and other banks, financial institutions, credit bureaus, agencies, statutory bodies, as may be required and neither we or our affiliates nor their agents shall be liable for use of the aforesaid information.

Notices

All notices to the Debenture Holder(s) required to be given by us or the Debenture Trustee shall be published in one English language newspaper having wide circulation and one regional language daily newspaper in Tamil Nadu and/or will be sent by post/ courier or through email or other electronic media to the registered holders of the NCD(s) from time to time.

Issue of duplicate NCD Certificate(s)

If any NCD certificate(s), issued pursuant to rematerialisation, if any, is/are mutilated or defaced or the cages for recording transfers of NCDs are fully utilised, the same may be replaced by us against the surrender of such certificate(s). Provided, where the NCD certificate(s) are mutilated or defaced, the same will be replaced as aforesaid only if the certificate numbers and the distinctive numbers are legible.

If any NCD certificate is destroyed, stolen or lost then upon production of proof thereof to our satisfaction and upon furnishing such indemnity/security and/or documents as we may deem adequate, duplicate NCD certificate(s) shall be issued. Upon issuance of a duplicate NCD certificate, the original NCD certificate shall stand cancelled.

Future Borrowings

We will be entitled to borrow/raise loans or avail of financial assistance in whatever form as also to issue debentures/ NCDs/other securities in any manner having such ranking in priority, *pari passu* or otherwise, subject to applicable consents, approvals or permissions that may be required under any statutory/regulatory/contractual requirement, and change the capital structure including the issue of shares of any class, on such terms and conditions as we may think appropriate, provided stipulated security cover is maintained on the NCDs and after obtaining the consent of, or providing intimation to, the NCD Holders or the Debenture Trustee regarding the creation of a charge over such security.

Impersonation

As a matter of abundant caution, attention of the Investors is specifically drawn to the provisions of sub-section (1) of Section 38 of the Companies Act, 2013 which is reproduced below:

“Any person who:

- (a) makes or abets making of an application in a fictitious name to a company for acquiring, or subscribing for, its securities; or*
- (b) makes or abets making of multiple applications to a company in different names or in different combinations of his name or surname for acquiring or subscribing for its securities; or*
- (c) otherwise induces directly or indirectly a company to allot, or register any transfer of, securities to him, or to any other person in a fictitious name, shall be liable for action under Section 447.”*

The liability prescribed under Section 447 of the Companies Act 2013 for fraud involving an amount of at least ₹10 lakhs or 1.00% of the turnover of the Company, whichever is lower, includes imprisonment for a term which shall not be less than six months extending up to 10 years (provided that where the fraud involves public interest, such term shall not be less than three years) and fine of an amount not less than the amount involved in the fraud, extending up to three times of such amount. In case the fraud involves (i) an amount which is less than ₹10 lakhs or 1.00% of the turnover of the Company, whichever is lower; and (ii) does not involve public interest, then such fraud is punishable with an imprisonment for a term extending up to five years or a fine of an amount extending up to ₹50 lakhs or with both.

Pre-closure

Our Company, in consultation with the Lead Manager reserves the right to close this Issue at any time prior to the Issue Closing Date, subject to receipt of minimum subscription (75% of the Issue, i.e., ₹ 7,50,000 thousand). Our Company shall allot NCDs with respect to the Application Forms received at the time of such pre-closure in accordance with the Basis of Allotment as described herein and subject to applicable statutory and/or regulatory requirements. In the event of such early closure of this Issue, our Company shall ensure that public notice of such early closure is published on or before such early date of closure or the Issue Closing Date for this Issue, as applicable, through advertisement(s) in all those newspapers in which pre-issue advertisement and advertisement for opening or closure of the Issue have been given.

Minimum Subscription

If our Company does not receive the minimum subscription of 75% of Issue Size i.e. ₹7,50,000 thousand, prior to the Issue Closing Date, the entire Application Amount shall be unblocked in the relevant ASBA Account(s) of the Applicants within six Working Days from the Issue Closing Date provided wherein, the Application Amount has been transferred to the Public Issue Account from the respective ASBA Accounts, such Application Amount shall be refunded from the Refund Account to the relevant ASBA Account(s) of the Applicants within six Working Days from the Issue Closing Date, failing which the Company will become liable to refund the Application Amount along with interest at the rate of 15 (fifteen) percent per annum for the delayed period.

Pre-Issue Advertisement

Subject to Section 30 of the Companies Act, 2013, our Company will issue a statutory advertisement on or before the Issue Opening Date. This advertisement will contain the information as prescribed in Schedule V of SEBI NCS Regulations in compliance with the Regulation 30 of SEBI NCS Regulations. Material updates, if any, between the date of filing of the Prospectus with RoC and the date of release of the statutory advertisement, will be included in the statutory advertisement.

Listing

The NCDs offered through this Draft Prospectus are proposed to be listed on the BSE. Our Company has obtained an ‘in-principle’ approval for the Issue from *vide* their letter dated [•]. For the purposes of the Issue, BSE shall be the Designated Stock Exchange.

Our Company will use best efforts to ensure that all steps for the completion of the necessary formalities for listing at the Stock Exchange is taken within six Working Days of the Issue Closing Date. For the avoidance of doubt, it is hereby clarified that in the event of non-subscription to any one or more of the option, such option(s) of NCDs shall not be listed. If permissions to deal in and for an official quotation of our NCDs are not granted by the Stock Exchange, our Company will forthwith repay, without interest, all moneys received from the applicants in pursuance of this Draft Prospectus.

Guarantee/Letter of Comfort

This Issue is not backed by a guarantee or letter of comfort or any other document and/or letter with similar intent.

Arrangers

No arrangers have been appointed for this Issue.

Monitoring & Reporting of Utilisation of Issue Proceeds

There is no requirement for appointment of a monitoring agency in terms of the SEBI NCS Regulations. Our Board shall monitor the utilisation of the proceeds of the Issue. Our Company will disclose in the Company's financial statements for the relevant financial year commencing from Financial Year 2023-24, the utilisation of the proceeds of the Issue under a separate head along with details, if any, in relation to all such proceeds of the Issue that have not been utilised thereby also indicating investments, if any, of such unutilised proceeds of the Issue

Lien

Not Applicable

Lien on Pledge of NCDs

Subject to applicable laws, our Company, at its discretion, may note a lien on pledge of NCDs if such pledge of NCDs is accepted by any bank or institution for any loan provided to the Debenture Holder against pledge of such NCDs as part of the funding.

ISSUE PROCEDURE

This chapter applies to all Applicants. Pursuant to the SEBI Master Circular issued by SEBI, all Applicants are required to apply for in the Issue through the ASBA process and an amount equivalent to the full Application Amount as mentioned in the Application Form will be blocked by the Designated Branches of the SCSBs. Further, UPI Mechanism as a payment mechanism is applicable for the Issue, wherein a UPI Investor, may submit the Application Form with a SCSB or a Designated Intermediary or through the app/web based interface platform of the Stock Exchange and use their bank account linked UPI ID for the purpose of blocking of funds, if the Application being made is for a value of ₹5 lakhs or less. The UPI Mechanism is applicable for public issue of debt securities which open for subscription on or after January 1, 2021. Accordingly, payment through the UPI Mechanism shall be available for the Issue. SEBI, vide the SEBI Master Circular has an additional mode for application in public issues of debt securities through an online (app/web) interface to be provided by the stock exchanges. In this regard, SEBI has also stipulated that the stock exchanges formulate and disclose the operational procedure for applying through the app/ web based interface developed by them for making applications in public issues through the stock exchange's website. Since, BSE is the Designated Stock Exchange for the Issue, BSE's online platform BSE Direct, shall be available to UPI Investors to make an application under the UPI Mechanism, in accordance with the operational procedures notified by BSE vide notifications dated December 28, 2020.

Applicants should note that they may submit their Application Forms (including in cases where Applications are being made under the UPI mechanism) at (i) the Designated Branches of the SCSBs or (ii) at the Collection Centres, i.e., to the respective Syndicate Member at the Specified Locations, the Trading Members at the Broker Centres, the CRTA at the Designated RTA Locations or CDP at the Designated CDP Locations or (iii) through BSE Direct, the app and/or web based interface/platform of the Stock Exchange, as applicable. For further information, please see "Issue Procedure – Submission of Completed Application Forms" on page 331.

Applicants are advised to make their independent investigations and ensure that their Application do not exceed the investment limits or maximum number of NCDs that can be held by them under applicable law or as specified in this Draft Prospectus.

Please note that this section has been prepared based on the requirements notified the SEBI Master Circular and the notifications issued by BSE, in relation to the UPI Mechanism, dated December 28, 2020.

Further, our Company, the Lead Manager and the Members of the Syndicate do not accept any responsibility for any adverse occurrence consequent to the implementation of the UPI Mechanism for application in the Issue.

THE DESIGNATED INTERMEDIARIES (OTHER THAN TRADING MEMBERS), SCSBS AND OUR COMPANY SHALL NOT BE RESPONSIBLE OR LIABLE FOR ANY ERRORS OR OMISSIONS ON THE PART OF THE TRADING MEMBERS IN CONNECTION WITH THE RESPONSIBILITIES OF SUCH TRADING MEMBERS INCLUDING BUT NOT LIMITED TO COLLECTION AND UPLOAD OF APPLICATION FORMS IN THIS ISSUE ON THE ELECTRONIC APPLICATION PLATFORM PROVIDED BY THE STOCK EXCHANGE. FURTHER, THE STOCK EXCHANGE SHALL BE RESPONSIBLE FOR ADDRESSING INVESTOR GRIEVANCES ARISING FROM APPLICATION THROUGH TRADING MEMBERS REGISTERED WITH THE STOCK EXCHANGE.

For purposes of this Issue, the term "Working Day" shall mean all days excluding Sundays or a holiday of commercial banks in Mumbai, except with reference to Issue Period, where Working Days shall mean all days, excluding Saturdays, Sundays and public holiday in Mumbai. Furthermore, for the purpose of post issue period, i.e., period beginning from the Issue Closure to listing of the NCDs on the Stock Exchange, Working Day shall mean all trading days of the Stock Exchange, excluding Sundays and bank holidays in Mumbai, as per the SEBI NCS Regulations.

The information below is given for the benefit of the Investors. Our Company and the Members of Syndicate are not liable for any amendment or modification or changes in applicable laws or regulations, which may occur after the date of this Draft Prospectus.

PROCEDURE FOR APPLICATION

Availability of the Abridged Prospectus and Application Forms

The Abridged Prospectus containing the salient features of this Draft Prospectus together with Application Form may be obtained from:

- a. Our Company's Registered Office and Corporate Office;
- b. Offices of the Lead Manager/Syndicate Member;
- c. the CRTA at the Designated RTA Locations;
- d. the CDPs at the Designated CDP Locations;
- e. Trading Members at the Broker Centres; and
- f. Designated Branches of the SCSBs.

Electronic copies of this Draft Prospectus and the Prospectus along with the downloadable version of the Application Form will be available on the websites of the Lead Manager, the Stock Exchange, SEBI and the SCSBs.

Electronic Application Forms may be available for download on the website of the Stock Exchange and on the websites of the SCSBs that permit submission of Application Forms electronically. A unique application number ("UAN") will be generated for every Application Form downloaded from the website of the Stock Exchange. Our Company may also provide Application Forms for being downloaded and filled at such website as it may deem fit. In addition, brokers having online demat account portals may also provide a facility of submitting the Application Forms virtually online to their account holders.

Trading Members of the Stock Exchange can download Application Forms from the website of the Stock Exchange. Further, Application Forms will be provided to Trading Members of the Stock Exchange at their request.

UPI Investors making an Application up to ₹ 5 lakhs, using the UPI Mechanism, must provide the UPI ID in the relevant space provided in the Application Form. Application Forms that do not contain the UPI ID are liable to be rejected. UPI Investors applying using the UPI Mechanism may also apply through the SCSBs and mobile applications using the UPI handles as provided on the website of SEBI.

Who can apply?

The following categories of persons are eligible to apply in this Issue:

Category I

- Resident public financial institutions as defined in Section 2(72) of the Companies act 2013, statutory corporations including state industrial development corporations, scheduled commercial banks, co-operative banks and regional rural banks, and multilateral and bilateral development financial institutions which are authorised to invest in the NCDs;
- Provident funds of minimum corpus of ₹ 2,500 lakhs, pension funds of minimum corpus of ₹ 2,500 lakhs, superannuation funds and gratuity funds, which are authorised to invest in the NCDs;
- Alternative investment funds, subject to investment conditions applicable to them under the Securities and Exchange Board of India (Alternative Investment Funds) Regulations, 2012;
- Resident venture capital funds registered with SEBI;
- Insurance companies registered with the IRDAI;
- National Investment Fund (set up by resolution no. F. No. 2/3/2005-DDII dated November 23, 2005 of the Government of India and published in the Gazette of India);
- Insurance funds set up and managed by the Indian army, navy or the air force of the Union of India or by the Department of Posts, India;
- Mutual funds registered with SEBI; and
- Systemically Important NBFCs.

Category II

- Companies falling within the meaning of Section 2(20) of the Companies Act 2013; bodies corporate and societies registered under the applicable laws in India and authorised to invest in the NCDs;
- Educational institutions and associations of persons and/or bodies established pursuant to or registered under any central or state statutory enactment; which are authorised to invest in the NCDs;
- Trust including public/private charitable/religious trusts which are authorised to invest in the NCDs;
- Association of persons;
- Scientific and/or industrial research organisations, which are authorised to invest in the NCDs;
- Partnership firms in the name of the partners;
- Limited liability partnerships formed and registered under the provisions of the Limited Liability Partnership Act, 2008 (No. 6 of 2009); and

Category III

High Net-worth Individual Investors - Resident Indian individuals or Hindu Undivided Families through the Karta applying for an amount aggregating to above ₹ 10,00,000 across all options of NCDs in this Issue.

Category IV**

- Resident Indian individuals; and
- Hindu undivided families through the Karta.

* applications aggregating to a value not more than ₹10 lakhs.

applications upto a value of ₹5 lakhs can be made under the UPI Mechanism.

For Applicants applying for NCDs, the Registrar shall verify the above on the basis of the records provided by the Depositories based on the DP ID, Client ID and where applicable the UPI ID provided by the Applicants in the Application Form and uploaded onto the electronic system of the Stock Exchange by the Members of the Syndicate or the Trading Members, as the case may be.

Participation of any of the aforementioned categories of persons or entities is subject to the applicable statutory and/or regulatory requirements in connection with the subscription to Indian securities by such categories of persons or entities. Applicants are advised to ensure that Application made by them do not exceed the investment limits or maximum number of NCDs that can be held by them under applicable statutory and or regulatory provisions. Applicants are advised to ensure that they have obtained the necessary statutory and/or regulatory permissions/consents/approvals in connection with applying for, subscribing to, or seeking Allotment of NCDs pursuant to this Issue.

The Lead Manager and its respective associates and affiliates are permitted to subscribe in the Issue.

Who are not eligible to apply for NCDs?

The following categories of persons, and entities, shall not be eligible to participate in this Issue and any Application from such persons and entities are liable to be rejected:

- Minors without a guardian name* (A guardian may apply on behalf of a minor. However, Application by minors must be made through Application Forms that contain the names of both the minor Applicant and the guardian);
- Foreign nationals, NRI *inter-alia* including any NRIs who are (i) based in the USA, and/or, (ii) domiciled in the USA, and/or, (iii) residents/citizens of the USA, and/or, (iv) subject to any taxation laws of the USA;
- Persons resident outside India and other foreign entities;
- Foreign Portfolio Investors;
- Foreign Venture Capital Investors;

- f. Qualified Foreign Investors;
- g. Overseas Corporate Bodies; and
- h. Persons ineligible to contract under applicable statutory/regulatory requirements.

**Applicant shall ensure that guardian is competent to contract under Indian Contract Act, 1872*

Based on the information provided by the Depositories, our Company shall have the right to accept Application Forms belonging to an account for the benefit of a minor (under guardianship). In case of such Application, the Registrar to the Issue shall verify the above on the basis of the records provided by the Depositories based on the DP ID and Client ID provided by the Applicants in the Application Form and uploaded onto the electronic system of the Stock Exchange.

The concept of Overseas Corporate Bodies (meaning any company, partnership firm, society and other corporate body or overseas trust irrevocably owned/held directly or indirectly to the extent of at least 60% by NRIs), which was in existence until 2003, was withdrawn by the Foreign Exchange Management (Withdrawal of General Permission to Overseas Corporate Bodies) Regulations, 2003. Accordingly, OCBs are not permitted to invest in this Issue.

Please see “*Issue Procedure – Rejection of Applications*” on page 334 for information on rejection of Applications.

Method of Application

Eligible investor desirous of applying in the Issue can make Applications through the ASBA mechanism only.

Further, the Application may also be submitted through the app or web interface developed by Stock Exchange wherein the Application is automatically uploaded onto the Stock Exchange bidding platform and the amount is blocked using the UPI mechanism, as applicable.

All Applicants shall mandatorily apply in the Issue through the ASBA process only. Applicants intending to subscribe in the Issue shall submit a duly filled Application form to any of the Designated Intermediaries. Designated Intermediaries (other than SCSBs) shall submit/deliver the Bid cum Application Form (except the Bid cum Application Form from a retail individual investor bidding using the UPI mechanism) to the respective SCSB with whom the relevant ASBA Accounts are maintained and shall not submit it to any non-SCSB bank or any Escrow Bank. The relevant Designated Intermediaries, upon receipt of physical Application Forms from Applicants, shall upload the details of these Application Forms to the online platform of the Stock Exchange and submit these Application Forms (except a Bid cum Application Form from retail individual investors using the UPI Mechanism) with the SCSB with whom the relevant ASBA Accounts are maintained.

Applicants should submit the Application Form only at the Bidding Centres, i.e., to the respective Syndicate Members at the Specified Locations, the SCSBs at the Designated Branches, the Registered Broker at the Broker Centres, the RTAs at the Designated RTA Locations or CDPs at the Designated CDP Locations. Kindly note that Application Forms submitted by Applicants at the Specified Locations will not be accepted if the SCSB with which the ASBA Account, as specified in the Application Form is maintained has not named at least one branch at that location for the Designated Intermediaries for deposit of the Application Forms. A list of such branches is available at <http://www.sebi.gov.in>.

Designated Intermediaries (other than SCSBs) shall not accept any ASBA Form from a retail individual investor who is not Bidding using the UPI Mechanism.

For retail individual investors using UPI Mechanism, the Stock Exchange shall share the bid details (including UPI ID) with the Sponsor Bank on a continuous basis to enable the Sponsor Bank to initiate UPI Mandate Request to retail individual investors for blocking of funds.

An Applicant shall submit the Application Form, which shall be stamped at the relevant Designated Branch of the SCSB. Application Forms in physical mode, which shall be stamped, can also be submitted to be the Designated Intermediaries at the Specified Locations. The SCSB shall block an amount in the ASBA Account equal to the Application Amount specified in the Application Form.

The Sponsor Bank shall provide details of the UPI linked bank account of the Bidders to the Registrar to the Issue for purpose of reconciliation.

Retail individual investors using the UPI Mechanism must provide the UPI ID in the relevant space provided in the Bid cum Application Form and the Bid cum Application Form that does not contain the UPI ID are liable to be rejected.

Retail individual investors using UPI Mechanism, submitting a Bid-cum Application Form to any Designated Intermediary (other than SCSBs) should ensure that only the UPI ID is mentioned in the field for Payment Details in the Bid cum Application Form. Application Forms submitted by retail individual investors using UPI Mechanism to Designated Intermediary (other than SCSBs) with ASBA Account details, are liable to be rejected.

Further, such Bidders including retail individual investors using the UPI Mechanism, shall ensure that the Bids are submitted at the Bidding Centres only on Bid cum Application Forms bearing the stamp of the relevant Designated Intermediary (except in case of electronic Bid-cum-Application Forms) and Bid cum Application Forms (except electronic Bid-cum-Application Forms) not bearing such specified stamp may be liable for rejection. Bidders must ensure that the ASBA Account has sufficient credit balance such that an amount equivalent to the full Bid Amount can be blocked by the SCSB or the Sponsor Bank, as applicable, at the time of submitting the Bid. Designated Intermediaries (other than SCSBs) shall not accept any ASBA Form from a retail individual investor who is not Bidding using the UPI Mechanism.

Our Company, the Directors, affiliates, associates and their respective directors and officers, Lead Manager and the Registrar to the Issue shall not take any responsibility for acts, mistakes, errors, omissions and commissions etc. in relation to ASBA Applications accepted by the Designated Intermediaries, Applications uploaded by SCSBs, Applications accepted but not uploaded by SCSBs or Applications accepted and uploaded without blocking funds in the ASBA Accounts. It shall be presumed that for Applications uploaded by SCSBs, the Application Amount has been blocked in the relevant ASBA Account. Further, all grievances against Designated Intermediaries in relation to the Issue should be made by Applicants directly to the relevant Stock Exchange.

In terms of the Debt UPI Circular, an eligible investor desirous of applying in this Issue can make Applications through the following modes:

1. Through Self-Certified Syndicate Bank (SCSB) or intermediaries (viz. Syndicate members, Registered Stock Brokers, Registrar and Transfer agent and Depository Participants)

- a. An investor may submit the bid-cum-application form, with ASBA as the sole mechanism for making payment, physically at the branch of a SCSB, i.e., investor's bank. For such applications, the existing process of uploading of bid on the Stock Exchange bidding platform and blocking of funds in investors account by the SCSB would continue.
- b. An investor may submit the completed bid-cum-application form to intermediaries mentioned above along with details of his/her bank account for blocking of funds. The intermediary shall upload the bid on the Stock Exchange bidding platform and forward the application form to a branch of a SCSB for blocking of funds.
- c. An investor may submit the bid-cum-application form with a SCSB or the intermediaries mentioned above and use his / her bank account linked UPI ID for the purpose of blocking of funds, if the application value is ₹5 lakhs or less. The intermediary shall upload the bid on the Stock Exchange bidding platform. The application amount would be blocked through the UPI mechanism in this case.

2. Through Stock Exchanges

- a. An investor may submit the bid-cum-application form through the App or web interface developed by Stock Exchanges (or any other permitted methods) wherein the bid is automatically uploaded onto the Stock Exchanges bidding platform and the amount is blocked using the UPI Mechanism.
- b. BSE extended their web-based platforms i.e. 'BSEDirect' to facilitate investors to apply in public issues of debt securities through the web based platform and mobile app with a facility to block funds through Unified Payments Interface (UPI) mechanism for application value upto ₹ 5 lakhs to place bid through 'BSEDirect' platform/ mobile app the eligible investor is required to register himself/ herself with BSE Direct.
- c. An investor may use the following links to access the web-based interface developed by the Stock Exchanges to bid using the UPI Mechanism: BSE: <https://www.bsedirect.com>.
- d. The BSE Direct mobile application can be downloaded from play store in android phones. Kindly search for 'BSEdirect' on Google Playstore for downloading mobile applications.

- e. For further details on the registration process and the submission of bids through the App or web interface, the Stock Exchanges have issued operational guidelines and circulars available at BSE:
<https://www.bseindia.com/markets/MarketInfo/DispNewNoticesCirculars.aspx?page=20201228-60>, and
<https://www.bseindia.com/markets/MarketInfo/DispNewNoticesCirculars.aspx?page=20201228-61>;

APPLICATIONS FOR ALLOTMENT OF NCDs

Details for Applications by certain categories of Applicants including documents to be submitted are summarized below.

Applications by Mutual Funds

Pursuant to the SEBI circular SEBI/HO/IMD/DF2/CIR/P/2019/104 dated October 1, 2019 (“**SEBI Circular 2019**”), mutual funds are required to ensure that the total exposure of debt schemes of mutual funds in a particular sector shall not exceed 20% of the net assets value of the scheme. Further, the additional exposure limit provided for financial services sector not exceeding 10% of net assets value of scheme shall be allowed only by way of increase in exposure to HFCs. However, the overall exposure in HFCs shall not exceed the sector exposure limit of 20% of the net assets of the scheme. Further, the group level limits for debt schemes and the ceiling be fixed at 10% of net assets value extendable to 15% of net assets value after prior approval of the board of trustees.

A separate Application can be made in respect of each scheme of an Indian mutual fund registered with SEBI and such Applications shall not be treated as multiple Applications. Applications made by the AMCs or custodians of a mutual fund shall clearly indicate the name of the concerned scheme for which Application is being made. In case of Applications made by Mutual Fund registered with SEBI, a certified copy of their SEBI registration certificate must be submitted with the Application Form. Failing this, our Company reserves the right to accept or reject any Application in whole or in part, in either case, without assigning any reason therefor.

Application by Systemically Important Non-Banking Financial Companies

Systemically Important Non-Banking Financial Company, a non-banking financial company registered with the Reserve Bank of India and having a net-worth of more than five hundred crore rupees as per the last audited financial statements can apply in this Issue based on their own investment limits and approvals. The Application Form must be accompanied by a certified copy of the certificate of registration issued by the RBI, a certified copy of its last audited financial statements on a standalone basis and a net worth certificate from its statutory auditor(s). Failing this, our Company reserves the right to accept or reject any Application in whole or in part, in either case, without assigning any reason therefor.

Application by commercial banks, co-operative banks and regional rural banks

Commercial banks, co-operative banks and regional rural banks can apply in this Issue based on their own investment limits and approvals. The Application Form must be accompanied by certified true copies of their (i) the certificate of registration issued by RBI, and (ii) the approval of such banking company's investment committee is required to be attached to the Application Form. Failing this, our Company reserves the right to accept or reject any Application in whole or in part, in either case, without assigning any reason therefor.

Pursuant to SEBI Circular no. CIR/CFD/DIL/1/2013 dated January 2, 2013, SCSBs making Applications on their own account using ASBA Facility, should have a separate account in their own name with any other SEBI registered SCSB. Further, such account shall be used solely for the purpose of making Application in public issues and clear demarcated funds should be available in such account for applications.

Application by Insurance Companies

In case of Applications made by insurance companies registered with the Insurance Regulatory and Development Authority of India (“**IRDAI**”), a certified copy of certificate of registration issued by IRDAI must be lodged along with Application Form. Failing this, our Company reserves the right to accept or reject any Application in whole or in part, in either case, without assigning any reason, therefore.

Insurance companies participating in this Issue shall comply with all applicable regulations, guidelines and circulars issued by the IRDAI from time to time including the IRDA (Investment) Regulations, 2000.

Application by Indian Alternative Investment Funds

Applications made by Alternative Investment Funds eligible to invest in accordance with the Securities and Exchange Board of India (Alternative Investment Fund) Regulations, 2012, as amended (the “**SEBI AIF Regulations**”) for Allotment of the NCDs must be accompanied by certified true copies of SEBI registration certificate. The Alternative Investment Funds shall at all times comply with the requirements applicable to it under the SEBI AIF Regulations and the relevant notifications issued by SEBI. Failing this, our Company reserves the right to accept or reject any Application in whole or in part, in either case, without assigning any reason, therefor.

Applications by associations of persons and/or bodies established pursuant to or registered under any central or state statutory enactment

In case of Applications made by ‘Associations of Persons’ and/or bodies established pursuant to or registered under any central or state statutory enactment, must submit a (i) certified copy of the certificate of registration or proof of constitution, as applicable, (ii) power of attorney, if any, in favour of one or more persons thereof, (iii) such other documents evidencing registration thereof under applicable statutory/regulatory requirements. Further, any trusts applying for NCDs pursuant to this Issue must ensure that (a) they are authorized under applicable statutory/regulatory requirements and their constitution instrument to hold and invest in debentures, (b) they have obtained all necessary approvals, consents or other authorisations, which may be required under applicable statutory and/or regulatory requirements to invest in debentures, and (c) Applications made by them do not exceed the investment limits or maximum number of NCDs that can be held by them under applicable statutory and or regulatory provisions. Failing this, our Company reserves the right to accept or reject any Applications in whole or in part, in either case, without assigning any reason therefor.

Applications by Trusts

In case of Applications made by trusts, settled under the Indian Trusts Act, 1882, as amended, or any other statutory and/or regulatory provision governing the settlement of trusts in India, must submit a (i) certified copy of the registered instrument for creation of such trust, (ii) power of attorney, if any, in favour of one or more trustees thereof, (iii) such other documents evidencing registration thereof under applicable statutory/regulatory requirements. Further, any trusts applying for NCDs pursuant to this Issue must ensure that (a) they are authorized under applicable statutory/regulatory requirements and their constitution instrument to hold and invest in debentures, (b) they have obtained all necessary approvals, consents or other authorisations, which may be required under applicable statutory and/or regulatory requirements to invest in debentures, and (c) Applications made by them do not exceed the investment limits or maximum number of NCDs that can be held by them under applicable statutory and or regulatory provisions. Failing this, our Company reserves the right to accept or reject any Applications in whole or in part, in either case, without assigning any reason therefor.

Applications by Public Financial Institutions or Statutory Corporations, which are authorised to invest in the NCDs

The Application must be accompanied by certified true copies of: (i) any act/ rules under which they are incorporated; (ii) board resolution authorising investments; and (iii) specimen signature of authorised person. Failing this, our Company reserves the right to accept or reject any Applications in whole or in part, in either case, without assigning any reason therefor.

Applications by Provident Funds, Pension Funds, Superannuation Funds and Gratuity Fund, which are authorized to invest in the NCDs

The Application must be accompanied by certified true copies of incorporation/ registration under any act/rules under which they are incorporated. Failing this, our Company reserves the right to accept or reject any Application in whole or in part, in either case, without assigning any reason therefor.

Applications by National Investment Fund

The Application must be accompanied by certified true copies of: (i) resolution authorising investment and containing operating instructions; and (ii) specimen signature of authorized person. Failing this, our Company reserves the right to accept or reject any Application in whole or in part, in either case, without assigning any reason therefor.

Companies, bodies corporate and societies registered under the applicable laws in India

The Application must be accompanied by certified true copies of the registration under the act/ rules under which they are incorporated. Failing this, our Company reserves the right to accept or reject any Applications in whole or in part, in either case, without assigning any reason therefor.

Applications by Indian Scientific and/or industrial research organizations, which are authorized to invest in the NCDs

The Application must be accompanied by certified true copies of the registration under the act/ rules under which they are incorporated. Failing this, our Company reserves the right to accept or reject any Applications in whole or in part, in either case, without assigning any reason therefor.

Applications by Partnership firms formed under applicable Indian laws in the name of the partners and Limited Liability Partnerships formed and registered under the provisions of the Limited Liability Partnership Act, 2008

The Application must be accompanied by certified true copies of certified copy of certificate of the partnership deed or registration issued under the Limited Liability Partnership Act, 2008, as applicable. Failing this, our Company reserves the right to accept or reject any Applications in whole or in part, in either case, without assigning any reason therefor.

Applications under Power of Attorney

In case of Applications made pursuant to a power of attorney by Applicants who are Institutional Investors or Non-Institutional Investors, a certified copy of the power of attorney or the relevant resolution or authority, as the case may be, with a certified copy of the memorandum of association and articles of association and/or bye laws must be submitted with the Application Form. In case of Applications made pursuant to a power of attorney by Applicants, a certified copy of the power of attorney must be submitted with the Application Form. Failing this, our Company reserves the right to accept or reject any Application in whole or in part, in either case, without assigning any reason therefor. Our Company, in its absolute discretion, reserves the right to relax the above condition of attaching the power of attorney with the Application Forms subject to such terms and conditions that our Company and the Lead Manager may deem fit.

Brokers having online demat account portals may also provide a facility of submitting the Application Forms online to their account holders. Under this facility, a broker receives an online instruction through its portal from the Applicant for making an Application on his/ her behalf. Based on such instruction, and a power of attorney granted by the Applicant to authorise the broker, the broker makes an Application on behalf of the Applicant.

APPLICATIONS FOR ALLOTMENT OF NCDs

This section is for the information of the Applicants proposing to subscribe to the Issue. The Lead Manager and our Company are not liable for any amendments or modifications or changes in applicable laws or regulations, which may occur after the date of this Draft Prospectus. Investors are advised to make their independent investigations and to ensure that the Application Form is correctly filled up.

Our Company, our Directors, affiliates, associates and their respective directors and officers, the Lead Manager and the Registrar to the Issue shall not take any responsibility for acts, mistakes, errors, omissions and commissions etc. in relation to Applications (including Applications under the UPI Mechanism) accepted by and/or uploaded by and/or accepted but not uploaded by Trading Members, registered brokers, CDPs, RTAs and SCSBs who are authorised to collect Application Forms from the Applicants in the Issue, or Applications accepted and uploaded without blocking funds in the ASBA Accounts by SCSBs or failure to block the Application Amount under the UPI Mechanism. It shall be presumed that for Applications uploaded by SCSBs (other than UPI Applications), the Application Amount payable on Application has been blocked in the relevant ASBA Account and for Applications by UPI Investors under the UPI Mechanism, uploaded by Designated Intermediaries, the Application Amount payable on Application has been blocked under the UPI Mechanism.

The list of branches of the SCSBs at the Specified Locations named by the respective SCSBs to receive Application Forms from the Members of the Syndicate is available on the website of SEBI (<https://www.sebi.gov.in>) and updated from time to time or any such other website as may be prescribed by SEBI from time to time. For more information on such branches collecting Application Forms from the Syndicate at Specified Locations, see the website of the SEBI (<https://www.sebi.gov.in>) as updated from time to time or any such other website as may be prescribed by SEBI from time to time. The list of registered brokers at the Broker Centres, CDPs at the Designated CDP Locations or the RTAs at the Designated RTA Locations, respective lists of which, including details such as address and telephone number, are available at the website of the Stock Exchange at www.bseindia.com. The list of branches of the SCSBs at the Broker Centres, named by the respective SCSBs to receive deposits of the Application Forms from the registered brokers will be available on the website of the SEBI (www.sebi.gov.in) and updated from time to time.

Submission of Applications

Applications can be submitted through either of the following modes:

- (a) Physically or electronically to the Designated Branches of the SCSB(s) with whom an Applicant's ASBA Account is maintained. In case of Application in physical mode, the Applicant shall submit the Application Form at the relevant Designated Branch of the SCSB(s). The Designated Branch shall verify if sufficient funds equal to the Application Amount are available in the ASBA Account and shall also verify that the signature on the Application Form matches with the Investor's bank records, as mentioned in the Application Form, prior to uploading such Application into the electronic system of the Stock Exchange. If sufficient funds are not available in the ASBA Account, the respective Designated Branch shall reject such Application and shall not upload such Application in the electronic system of the Stock Exchange. If sufficient funds are available in the ASBA Account, the Designated Branch shall block an amount equivalent to the Application Amount and upload details of the Application in the electronic system of the Stock Exchange. The Designated Branch of the SCSBs shall stamp the Application Form and issue an acknowledgement as proof of having accepted the Application.

In case of Application being made in the electronic mode, the Applicant shall submit the Application either through the internet banking facility available with the SCSB, or such other electronically enabled mechanism for application and blocking funds in the ASBA Account held with SCSB, and accordingly registering such Application.

- (b) Physically through the Designated Intermediaries at the respective Collection Centres. Kindly note that above Applications submitted to any of the Designated Intermediaries will not be accepted if the SCSB where the ASBA Account is maintained, as specified in the Application Form, has not named at least one branch at that Collection Center where the Application Form is submitted (a list of such branches is available at <https://www.sebi.gov.in>).
- (c) A UPI Investor making an Application in the Issue under the UPI Mechanism, where the Application Amount is upto ₹5 lakhs, can submit his Application Form physically to a SCSB or a Designated Intermediary. The Designated Intermediary shall upload the application details along with the UPI ID on the Stock Exchange's bidding platform using appropriate protocols. Kindly note that in this case, the Application Amount will be blocked through the UPI Mechanism.
- (d) A UPI Investor may also submit the Application Form for the Issue through BSE Direct, wherein the Application will be automatically uploaded onto the Stock Exchange's bidding platform and an amount equivalent to the Application Amount shall be blocked using the UPI Mechanism.

Upon receipt of the Application Form by the Designated Intermediaries, an acknowledgement shall be issued by the relevant Designated Intermediary, giving the counter foil of the Application Form to the Applicant as proof of having accepted the Application. Thereafter, the details of the Application shall be uploaded in the electronic system of the Stock Exchange. Post which:

- (i) **for Applications other than under the UPI Mechanism** - the Application Form shall be forwarded to the relevant branch of the SCSB, in the relevant Collection Center, named by such SCSB to accept such Applications from the Designated Intermediaries (a list of such branches is available at <https://www.sebi.gov.in>). Upon receipt of the Application Form, the relevant branch of the SCSB shall perform verification procedures including verification of the Applicant's signature with his bank records and check if sufficient funds equal to the Application Amount are available in the ASBA Account, as mentioned in the Application Form. If sufficient funds are not available in the ASBA Account, the relevant Application Form is liable to be rejected. If sufficient funds are available in the ASBA Account, the relevant branch of the SCSB shall block an amount equivalent to the Application Amount mentioned in the Application Form.
- (ii) **for Applications under the UPI Mechanism** – once the Application details have been entered in the bidding platform through Designated Intermediaries or BSE Direct, the Stock Exchange shall undertake validation of the PAN and Demat account combination details of the Applicant with the Depository. The Depository shall validate the PAN and Demat account details and send response to the Stock Exchange which would be shared by the Stock Exchange with the relevant Designated Intermediary through its platform, for corrections, if any. Post uploading of the Application details on the Stock Exchange's platform, the Stock Exchange shall send an SMS to the Applicant regarding submission of the Application. Post undertaking validation with the Depository, the Stock Exchange shall, on a continuous basis, electronically share the bid details along with the Applicants UPI ID, with the Sponsor Bank appointed by our Company. The Sponsor Bank shall then initiate a UPI Mandate Request on the Applicant. The request raised by the Sponsor Bank, would be electronically received by the Applicant as an SMS or on the mobile application, associated with the UPI ID linked bank account. The Applicant shall then be required to authorise the UPI Mandate Request. Upon successful validation of block request by the Applicant, the information would be electronically received by the Applicants' bank, where the funds, equivalent to Application Amount, would get blocked in the Applicant's ASBA Account. The status

of block request would also be shared with the Sponsor Bank, which in turn would be shared with the Stock Exchange. The block request status would also be displayed on the Stock Exchange platform for information of the Designated Intermediary.

The Application Amount shall remain blocked in the ASBA Account until approval of the Basis of Allotment and consequent transfer of the amount against the Allotted NCDs to the Public Issue Account(s), or until withdrawal/failure of this Issue or until withdrawal/ rejection of the Application Form, as the case may be.

Applicants must note that:

- (a) Application Forms will be available with the Designated Branches of the SCSBs and with the Designated Intermediaries at the respective Collection Centres; and electronic Application Forms will be available on the websites of the SCSBs and the Stock Exchange at least one day prior to the Issue Opening Date. Physical Application Forms will also be provided to the Trading Members of the Stock Exchange at their request. The Application Forms would be serially numbered. Further, the SCSBs will ensure that this Draft Prospectus is made available on their websites. The physical Application Form submitted to the Designated Intermediaries shall bear the stamp of the relevant Designated Intermediary. In the event the Application Form does not bear any stamp, the same shall be liable to be rejected.
- (b) The Designated Branches of the SCSBs shall accept Application Forms directly from Applicants only during the Issue Period. The SCSBs shall not accept any Application Forms directly from Applicants after the closing time of acceptance of Applications on the Issue Closing Date. However, the relevant branches of the SCSBs at Specified Locations can accept Application Forms from the Designated Intermediaries, after the closing time of acceptance of Applications on the Issue Closing Date, if the Applications have been uploaded. For further information on the Issue programme, please see “*General Information – Issue Programme*” on page 40. Physical Application Forms directly submitted to SCSBs should bear the stamp of SCSBs, if not, the same are liable to be rejected.

Please note that Applicants can make an Application for Allotment of NCDs in the dematerialised form only.

INSTRUCTIONS FOR FILLING-UP THE APPLICATION FORM

General Instructions

A. General instructions for completing the Application Form

- Applications must be made in prescribed Application Form only;
- All Applicants need to tick the Options of NCDs in the Application Form that they wish to apply for. Applications for all the Options of the NCDs may be made in a single Application Form only.
- Application Forms must be completed in **BLOCK LETTERS IN ENGLISH**, as per the instructions contained in this Draft Prospectus and the Application Form;
- If the Application is submitted in joint names, the Application Form should contain only the name of the first Applicant whose name should also appear as the first holder of the depository account held in joint names;
- It shall be mandatory for subscribers to the Issue to furnish their PAN and any Application Form, without the PAN is liable to be rejected, irrespective of the amount of transaction.
- Applications should be in single or joint names and not exceeding three names, and in the same order as their Depository Participant details (in case of Applicants applying for Allotment of the Bonds in dematerialised form) and Applications should be made by Karta in case the Applicant is an HUF. The Applicant is required to specify the name of an Applicant in the Application Form as ‘XYZ Hindu Undivided Family applying through PQR’, where PQR is the name of the Karta. Please ensure that such Applications contain the PAN of the HUF and not of the Karta;
- Applicants must provide details of valid and active DP ID, Client ID and PAN, clearly and without error. On the basis of such Applicant’s active DP ID, Client ID and PAN provided in the Application Form, and as entered into the electronic Application system of the Stock Exchange by SCSBs, the Designated Intermediaries, the Registrar will obtain from the Depository the Demographic Details. Invalid accounts, suspended accounts or where such account is classified as invalid or suspended may not be considered for Allotment of the NCDs;

- Applications must be for a minimum of 10 NCDs and in multiples of one NCD thereafter. For the purpose of fulfilling the requirement of minimum application size of 10 NCDs, an Applicant may choose to apply for 10 NCDs of the same option or across different option;
- If the ASBA Account holder is different from the Applicant, the Application Form should be signed by the ASBA Account holder also, in accordance with the instructions provided in the Application Form;
- If the depository account is held in joint names, the Application Form should contain the name and PAN of the person whose name appears first in the depository account and signature of only this person would be required in the Application Form. This Applicant would be deemed to have signed on behalf of joint holders and would be required to give confirmation to this effect in the Application Form;
- Thumb impressions and signatures other than in English/Hindi/Gujarati/Marathi or any other languages specified in the 8th Schedule of the Constitution needs to be attested by a Magistrate or Notary Public or a Special Executive Magistrate under his/her seal;
- All Applicants are required to ensure that the Application Forms are submitted at the Designated Branches of SCSBs or the Collection Centres provided in the Application Forms, bearing the stamp of the relevant Designated Intermediary/Designated Branch of the SCSB;
- The Designated Intermediaries or the Designated Branches of the SCSBs, as the case may be, will acknowledge the receipt of the Application Forms by stamping and returning to the Applicants the Acknowledgement Slip. This Acknowledgement Slip will serve as the duplicate of the Application Form for the records of the Applicant;
- Applicants must ensure that the requisite documents are attached to the Application Form prior to submission and receipt of acknowledgement from the relevant Designated Intermediaries or the Designated Branch of the SCSBs, as the case may be;
- All Applicants are required to check if they are eligible to apply as per the terms of this Draft Prospectus and applicable law, rules, regulations, guidelines and approvals;
- All Applicants are required to tick the relevant column of “Category of Investor” in the Application Form; and
- All Applicants should correctly mention the ASBA Account number (including bank account number/ bank name and branch) and ensure that funds equal to the Application Amount are available in the ASBA Account before submitting the Application Form to the Designated Branch and also ensure that the signature in the Application Form matches with the signature in Applicant’s bank records, otherwise the Application is liable to be rejected;
- A system generated acknowledgement (TRS) will be given to the Applicant as a proof of the registration of each Application. It is the Applicant’s responsibility to obtain the acknowledgement from the Designated Intermediaries and the Designated Branches of the SCSBs, as the case may be.
- In case of any revision of Application in connection with any of the fields which are not allowed to be modified on the electronic application platform of the Stock Exchanges as per the procedures and requirements prescribed by each relevant Stock Exchange, the Applicants should ensure that they have first withdrawn their original Application and submit a fresh Application;

The option, mode of allotment, PAN, demat account no. etc. should be captured by the relevant Designated Intermediaries in the data entries as such data entries will be considered for Allotment.

Applicants should note that neither the Designated Intermediaries nor the SCSBs, as the case may be, will be liable for error in data entry due to incomplete or illegible Application Forms.

B. Applicant’s Beneficiary Account Details

Applicants must mention their DP ID, Client ID and UPI ID (wherever applicable) in the Application Form and ensure that the name provided in the Application Form is exactly the same as the name in which the Beneficiary Account is held. In case the Application Form is submitted in the first Applicant’s name, it should be ensured that the Beneficiary Account is held in

the same joint names and in the same sequence in which they appear in the Application Form. In case the DP ID, Client ID, PAN and UPI ID (wherever applicable) mentioned in the Application Form and entered into the electronic system of the Stock Exchange do not match with the DP ID, Client ID, PAN and UPI ID (wherever applicable) available in the Depository database or in case PAN is not available in the Depository database, the Application Form is liable to be rejected. Further, Application Forms submitted by Applicants whose beneficiary accounts are inactive, will be rejected.

On the basis of the Demographic Details as appearing on the records of the DP, the Registrar to the Issue will take steps towards demat credit of NCDs. Hence, Applicants are advised to immediately update their Demographic Details as appearing on the records of the DP and ensure that they are true and correct, and carefully fill in their Beneficiary Account details in the Application Form. Failure to do so could result in delays in demat credit and neither our Company, Designated Intermediaries, SCSBs, Registrar to the Issue nor the Stock Exchange will bear any responsibility or liability for the same.

In case of Applications made under power of attorney, our Company in its absolute discretion, reserves the right to permit the holder of power of attorney to request the Registrar that for the purpose of printing particulars on the Allotment Advice, the Demographic Details obtained from the Depository of the Applicant shall be used.

By signing the Application Form, the Applicant would have deemed to have authorized the Depositories to provide, upon request, to the Registrar to the Issue, the required Demographic Details as available on its records. The Demographic Details given by Applicant in the Application Form would not be used for any other purpose by the Registrar to the Issue except in relation to this Issue. Allotment Advice would be mailed by speed post or registered post at the address of the Applicants as per the Demographic Details received from the Depositories. Applicants may note that delivery of Allotment Advice may get delayed if the same once sent to the address obtained from the Depositories are returned undelivered. Further, please note that any such delay shall be at such Applicants' sole risk and neither our Company, Registrar to the Issue, Public Issue Account Bank, Sponsor Bank nor the Lead Manager shall be liable to compensate the Applicant for any losses caused to the Applicants due to any such delay or liable to pay any interest for such delay. In case of refunds through electronic modes as detailed in this Draft Prospectus, refunds may be delayed if bank particulars obtained from the Depository Participant are incorrect.

With effect from August 16, 2010, the beneficiary accounts of Applicants for whom PAN details have not been verified shall be suspended for credit and no credit of NCDs pursuant to this Issue will be made into the accounts of such Applicants. Application Forms submitted by Applicants whose beneficiary accounts are inactive shall be rejected. Furthermore, in case no corresponding record is available with the Depositories, which matches the parameters, namely, DP ID, Client ID, PAN and UPI ID (wherever applicable) then such Application are liable to be rejected.

C. Permanent Account Number

The Applicant should mention his or her Permanent Account Number allotted under the IT Act. For minor Applicants, applying through the guardian, it is mandatory to mention the PAN of the minor Applicant. However, Applications on behalf of the Central or State Government officials and the officials appointed by the courts in terms of a SEBI circular dated June 30, 2008 and Applicants residing in the state of Sikkim who in terms of a SEBI circular dated July 20, 2006 may be exempt from specifying their PAN for transacting in the securities market. In accordance with Circular No. MRD/DOP/Cir-05/2007 dated April 27, 2007 issued by SEBI, the PAN would be the sole identification number for the participants transacting in the securities market, irrespective of the amount of transaction. Any Application Form, without the PAN is liable to be rejected, irrespective of the amount of transaction. It is to be specifically noted that the Applicants should not submit the GIR number instead of the PAN as the Application is liable to be rejected on this ground.

However, the exemption for the Central or State Government and the officials appointed by the courts and for investors residing in the State of Sikkim is subject to the Depository Participants' verifying the veracity of such claims by collecting sufficient documentary evidence in support of their claims. At the time of ascertaining the validity of these Applications, the Registrar to the Issue will check under the Depository records for the appropriate description under the PAN Field i.e., either Sikkim category or exempt category.

D. Joint Applications

Applications may be made in single or joint names (not exceeding three). In the case of joint Applications all interest / redemption amount payments will be made out in favour of the first Applicant. All communications will be addressed to the first named Applicant whose name appears in the Application Form and at the address mentioned therein. If the depository account is held in joint names, the Application Form should contain the name and PAN of the person whose name appears first in the depository account and signature of only this person would be required in the Application Form. This Applicant

would be deemed to have signed on behalf of joint holders and would be required to give confirmation to this effect in the Application Form.

E. Additional/Multiple Applications

An Applicant is allowed to make one or more Applications for the NCDs for the same or other option of NCDs, subject to a minimum Application size as specified in this Draft Prospectus and in multiples of thereafter as specified in this Draft Prospectus. Any Application for an amount below the aforesaid minimum Application size will be deemed as an invalid Application and shall be rejected. However, multiple Applications by the same individual Applicant aggregating to a value exceeding ₹5 lakhs shall be deemed such individual Applicant to be an HNI Applicant and all such Applications shall be grouped in the HNI Portion, for the purpose of determining the Basis of Allotment to such Applicant. However, any Application made by any person in his individual capacity and an Application made by such person in his capacity as a Karta of a Hindu Undivided family and/or as Applicant (second or third Applicant), shall not be deemed to be a multiple Application. For the purposes of allotment of NCDs under this Issue, Applications shall be grouped based on the PAN, i.e., Applications under the same PAN shall be grouped together and treated as one Application. Two or more Applications will be deemed to be multiple Applications if the sole or first Applicant is one and the same. For the sake of clarity, two or more applications shall be deemed to be a multiple Application for the aforesaid purpose if the PAN number of the sole or the first Applicant is one and the same.

Do's and Don'ts

Applicants are advised to take note of the following while filling and submitting the Application Form:

Do's

1. Check if you are eligible to apply as per the terms of this Draft Prospectus and applicable law, rules, regulations, guidelines and approvals.
2. Read all the instructions carefully and complete the Application Form in the prescribed form.
3. Ensure that you have obtained all necessary approvals from the relevant statutory and/or regulatory authorities to apply for, subscribe to and/or seek Allotment of NCDs pursuant to this Issue.
4. Ensure that the DP ID, the Client ID and the PAN mentioned in the Application Form, which shall be entered into the electronic system of the Stock Exchange are correct and match with the DP ID, Client ID and PAN available in the Depository database. Ensure that the DP ID, Client ID, PAN and UPI ID (wherever applicable) are correct and the depository account is active as Allotment of the Equity Shares will be in dematerialized form only. The requirement for providing Depository Participant details is mandatory for all Applicants.
5. Ensure that you have mentioned the correct ASBA Account number (for all Applicants other than UPI Investors applying using the UPI Mechanism) in the Application Form. Further, UPI Investors using the UPI Mechanism must also mention their UPI ID.
6. UPI Investors applying using the UPI Mechanism shall ensure that the bank, with which they have their bank account, where the funds equivalent to the application amount are available for blocking, is certified by NPCI before submitting the ASBA Form to any of the Designated Intermediaries.
7. UPI Investors applying using the UPI Mechanism through the SCSBs and mobile applications shall ensure that the name of the bank appears in the list of SCSBs which are live on UPI, as displayed on the SEBI website. UPI Investors shall ensure that the name of the app and the UPI handle which is used for making the application appears on the list displayed on the SEBI website. An application made using incorrect UPI handle or using a bank account of an SCSB or bank which is not mentioned on the SEBI website is liable to be rejected.
8. Ensure that the Application Form is signed by the ASBA Account holder (or the UPI-linked bank account holder, as the case may be) in case the Applicant is not the ASBA account holder. Applicants (except UPI Investors making an Application using the UPI Mechanism) should ensure that they have an account with an SCSB and have mentioned the correct bank account number of that SCSB in the Application Form. UPI Investors applying using the UPI Mechanism should ensure that they have mentioned the correct UPI- linked bank account number and their correct UPI ID in the Application Form.

9. Ensure that you have funds equal to the Application Amount in the ASBA Account before submitting the Application Form to the respective Designated Branch of the SCSB, or to the Designated Intermediaries, as the case may be.
10. UPI Investors making an Application using the UPI Mechanism, should ensure that they approve the UPI Mandate Request generated by the Sponsor Bank to authorise blocking of funds equivalent to Application Amount and subsequent debit of funds in case of Allotment, in a timely manner.
11. UPI Investors making an Application using the UPI Mechanism shall ensure that details of the Application are reviewed and verified by opening the attachment in the UPI Mandate Request and then proceed to authorise the UPI Mandate Request using their UPI PIN. Upon the authorization of the mandate using their UPI PIN, the UPI Investor may be deemed to have verified the attachment containing the application details of the UPI Investor making and Application using the UPI Mechanism in the UPI Mandate Request and have agreed to block the entire Application Amount and authorized the Sponsor Bank to issue a request to block the Application Amount mentioned in the ASBA Form in their ASBA Account.
12. UPI Investors making an Application using the UPI Mechanism should mention valid UPI ID of only the Applicants (in case of single account) and of the first Applicant (in case of joint account) in the ASBA Form.
13. UPI Investors making an Application using the UPI Mechanism, who have revised their Application subsequent to making the initial Application, should also approve the revised UPI Mandate Request generated by the Sponsor Bank to authorise blocking of funds equivalent to the revised Application Amount in their account and in case of Allotment in a timely manner.
14. Ensure that the Application Forms are submitted at the Designated Branches of SCSBs or the Collection Centres provided in the Application Forms, bearing the stamp of the relevant Designated Intermediary/Designated Branch of the SCSB.
15. Before submitting the Application Form with the Designated Intermediaries ensure that the SCSB, whose name has been filled in the Application Form, has named a branch in that relevant Collection Centre.
16. Ensure that you have been given an acknowledgement as proof of having accepted the Application Form.
17. Ensure that signatures other than in the languages specified in the Eighth Schedule to the Constitution of India is attested by a Magistrate or a Notary Public or a Special Executive Magistrate under official seal.
18. In case of an HUF applying through its Karta, the Applicant is required to specify the name of an Applicant in the Application Form as 'XYZ Hindu Undivided Family applying through PQR', where PQR is the name of the Karta. However, the PAN number of the HUF should be mentioned in the Application Form and not that of the Karta.
19. Ensure that the Applications are submitted to the Designated Intermediaries or Designated Branches of the SCSBs, as the case may be, before the closure of application hours on the Issue Closing Date. For further information on the Issue programme, please see "*General Information – Issue Programme*" on page 40.
20. **Permanent Account Number:** Except for Application (i) on behalf of the Central or State Government and officials appointed by the courts, and (ii) (subject to SEBI circular dated April 3, 2008) from the residents of the state of Sikkim, each of the Applicants should provide their PAN. Application Forms in which the PAN is not provided will be rejected. The exemption for the Central or State Government and officials appointed by the courts and for investors residing in the State of Sikkim is subject to (a) the Demographic Details received from the respective depositories confirming the exemption granted to the beneficiary owner by a suitable description in the PAN field and the beneficiary account remaining in "active status"; and (b) in the case of residents of Sikkim, the address as per the Demographic Details evidencing the same.
21. Ensure that if the depository account is held in joint names, the Application Form should contain the name and PAN of the person whose name appears first in the depository account and signature of only this person would be required in the Application Form. This Applicant would be deemed to have signed on behalf of joint holders and would be required to give confirmation to this effect in the Application Form.
22. All Applicants should choose the relevant option in the column "Category of Investor" in the Application Form.
23. Choose and mark the option of NCDs in the Application Form that you wish to apply for.

In terms of SEBI Circular no. CIR/CFD/DIL/1/2013 dated January 2, 2013, SCSBs making applications on their own account using ASBA facility, should have a separate account in their own name with any other SEBI registered SCSB. Further, such account shall be used solely for the purpose of making application in public issues and clear demarcated funds should be available in such account for Applications.

Don'ts:

1. Do not apply for lower than the minimum Application size.
2. Do not pay the Application Amount in cash, by cheque, by money order or by postal order or by stock invest.
3. Do not send Application Forms by post. Instead submit the same to the Designated Intermediaries or Designated Branches of the SCSBs, as the case may be.
4. Do not submit the Application Form to any non-SCSB bank or our Company.
5. Do not apply through an Application Form that does not have the stamp of the relevant Designated Intermediary or the Designated Branch of the SCSB, as the case may be.
6. Do not fill up the Application Form such that the NCDs applied for exceeds the Issue Size and/or investment limit or maximum number of NCDs that can be held under the applicable laws or regulations or maximum amount permissible under the applicable regulations.
7. Do not submit the GIR number instead of the PAN as the Application is liable to be rejected on this ground.
8. Do not submit incorrect details of the DP ID, Client ID, PAN and UPI ID (wherever applicable) or provide details for a beneficiary account which is suspended or for which details cannot be verified by the Registrar to the Issue.
9. Do not submit the Application Form without ensuring that funds equivalent to the entire Application Amount are available for blocking in the relevant ASBA Account or in the case of UPI Investors making an Application using the UPI Mechanism, in the UPI-linked bank account where funds for making the Application are available.
10. Do not submit Applications on plain paper or on incomplete or illegible Application Forms.
11. Do not apply if you are not competent to contract under the Indian Contract Act, 1872.
12. Do not submit an Application in case you are not eligible to acquire NCDs under applicable law or your relevant constitutional documents or otherwise.
13. Do not submit Applications to a Designated Intermediary at a location other than Collection Centres.
14. Do not submit an Application that does not comply with the securities law of your respective jurisdiction.
15. Do not apply if you are a person ineligible to apply for NCDs under this Issue including Applications by Persons Resident Outside India, NRI (inter-alia including NRIs who are (i) based in the USA, and/or, (ii) domiciled in the USA, and/or, (iii) residents/citizens of the USA, and/or, (iv) subject to any taxation laws of the USA).
16. Do not make an Application of the NCD on multiple copies taken of a single form.
17. Payment of Application Amount in any mode other than through blocking of Application Amount in the ASBA Accounts shall not be accepted in the Issue.
18. Do not link the UPI ID with a bank account maintained with a bank that is not UPI 2.0 certified by the NPCI in case of Bids submitted by UPI Investors using the UPI Mechanism.
19. Do not submit more than five Application Forms per ASBA Account.

Please also see “*Key Regulations and Policies - Operational Instructions*” on page 278.

Kindly note that Applications submitted to the Designated Intermediaries will not be accepted if the SCSB where the ASBA Account, as specified in the Application Form, is maintained has not named at least one branch at that location for the Designated Intermediaries, to deposit such Application Forms (A list of such branches is available at <https://www.sebi.gov.in>).

Please see “*Issue Procedure - Rejection of Applications*” on page 334 for information on rejection of Applications.

TERMS OF PAYMENT

The Application Forms will be uploaded onto the electronic system of the Stock Exchange and deposited with the relevant branch of the SCSB at the Collection Centres, named by such SCSB to accept such Applications from the Designated Intermediaries, as the case may be (a list of such branches is available at <https://www.sebi.gov.in>).

For Applications other than those under the UPI Mechanism, the relevant branch of the SCSB shall perform verification procedures and block an amount in the ASBA Account equal to the Application Amount specified in the Application. For Applications under the UPI Mechanism, i.e., up to ₹5 lakhs, the Stock Exchange shall undertake validation of the PAN and Demat account combination details of the Applicant with the Depository. The Depository shall validate the PAN and Demat account details and send response to the Stock Exchange which would be shared by the Stock Exchange with the relevant Designated Intermediary through its platform, for corrections, if any. The blocking of funds in such case (not exceeding ₹5 lakhs) shall happen under the UPI Mechanism.

The entire Application Amount for the NCDs is payable on Application only. The relevant SCSB shall block an amount equivalent to the entire Application Amount in the ASBA Account at the time of upload of the Application Form. In case of Allotment of lesser number of NCDs than the number applied, the Registrar to the Issue shall instruct the SCSBs or the Sponsor Bank (as the case maybe) to unblock the excess amount in the ASBA Account.

For Applications submitted directly to the SCSBs, the relevant SCSB shall block an amount in the ASBA Account equal to the Application Amount specified in the Application, before entering the Application into the electronic system of the Stock Exchange. SCSBs may provide the electronic mode of application either through an internet enabled application and banking facility or such other secured, electronically enabled mechanism for application and blocking of funds in the ASBA Account.

For Applications submitted under the UPI Mechanism, post the successful validation of the UPI Mandate Request by the Applicant, the information would be electronically received by the Applicants’ bank, where the funds, equivalent to Application Amount, would get blocked in the Applicant’s ASBA Account.

Applicants should ensure that they have funds equal to the Application Amount in the ASBA Account before submitting the Application. An Application where the corresponding ASBA Account does not have sufficient funds equal to the Application Amount at the time of blocking the ASBA Account is liable to be rejected.

A UPI Investor applying through the UPI Mechanism should ensure that, they check the relevant SMS generated for the UPI Mandate Request and all other steps required for successful blocking of funds in the UPI linked bank account, which includes accepting the UPI Mandate Request by 5:00 pm on the third Working Day from the day of bidding on the Stock Exchange (except on the last day of the Issue Period, where the UPI Mandate Request not having been accepted by 5:00 pm of the next Working Day), have been completed.

The Application Amount shall remain blocked in the ASBA Account until approval of the Basis of Allotment and consequent transfer of the amount against the Allotted NCDs to the Public Issue Account(s), or until withdrawal/ failure of this Issue or until withdrawal/ rejection of the Application Form, as the case may be. Once the Basis of Allotment is approved, and upon receipt of intimation from the Registrar, the controlling branch of the SCSB shall, on the Designated Date, transfer such blocked amount from the ASBA Account to the Public Issue Account. The balance amount remaining after the finalisation of the Basis of Allotment shall be unblocked by the SCSBs or the Sponsor Bank (in case of Applications under the UPI Mechanism) on the basis of the instructions issued in this regard by the Registrar to the respective SCSB or the Sponsor Bank, within six Working Days of the Issue Closing Date. The Application Amount shall remain blocked in the ASBA Account until transfer of the Application Amount to the Public Issue Account, or until withdrawal/ failure of this Issue or until rejection of the Application, as the case may be.

SUBMISSION OF COMPLETED APPLICATION FORMS

Mode of Submission of Application Forms	To whom the Application Form has to be submitted
ASBA Applications	(i) If using <u>physical Application Form</u> , (a) to the Designated Intermediaries at relevant Collection Centres, or (b) to the Designated Branches of the SCSBs where the ASBA Account is maintained; or (ii) If using <u>electronic Application Form</u> , to the SCSBs, electronically through internet banking facility, if available.
Applications under the UPI Mechanism	(i) Through the Designated Intermediary, physically or electronically, as applicable; or (ii) Through BSE Direct

No separate receipts will be issued for the Application Amount payable on submission of Application Form. However, the Designated Intermediaries will acknowledge the receipt of the Application Forms by stamping the date and returning to the Applicants an Acknowledgement Slips which will serve as a duplicate Application Form for the records of the Applicant.

Electronic Registration of Applications

- a. The Designated Intermediaries and Designated Branches of the SCSBs, as the case may be, will register the Applications (including those under the UPI Mechanism) using the on-line facilities of the Stock Exchange. **The Members of Syndicate, our Company and the Registrar to the Issue or the Lead Manager is not responsible for any acts, mistakes or errors or omission and commissions in relation to, (i) the Applications accepted by the SCSBs, (ii) the Applications uploaded by the SCSBs, (iii) the Applications accepted but not uploaded by the SCSBs, (iv) with respect to Applications accepted and uploaded by the SCSBs without blocking funds in the ASBA Accounts, (v) any Applications accepted and uploaded and/or not uploaded by the Trading Members of the Stock Exchange or (vi) any Application made under the UPI Mechanism, accepted or uploaded or failed to be uploaded by a Designated Intermediary or through the app/web based interface of the Stock Exchange and the corresponding failure for blocking of funds under the UPI Mechanism.**

In case of apparent data entry error by the Designated Intermediaries or Designated Branches of the SCSBs, as the case may be, in entering the Application Form number in their respective schedules other things remaining unchanged, the Application Form may be considered as valid and such exceptions may be recorded in minutes of the meeting submitted to the Designated Stock Exchange. However, the option, mode of allotment, PAN, demat account no. etc. should be captured by the relevant Designated Intermediaries or Designated Branches of the SCSBs in the data entries as such data entries will be considered for Allotment/rejection of Application.

- b. The Stock Exchange will offer an electronic facility for registering Applications for this Issue. This facility will be available on the terminals of Designated Intermediaries and the SCSBs during the Issue Period. The Designated Intermediaries can also set up facilities for off-line electronic registration of Applications subject to the condition that they will subsequently upload the off-line data file into the on-line facilities for Applications on a regular basis, and before the expiry of the allocated time on this Issue Closing Date. On the Issue Closing Date, the Designated Intermediaries and the Designated Branches of the SCSBs shall upload the Applications till such time as may be permitted by the Stock Exchange. This information will be available with the Designated Intermediaries and the Designated Branches of the SCSBs on a regular basis. Applicants are cautioned that a high inflow of high volumes on the last day of the Issue Period may lead to some Applications received on the last day not being uploaded and such Applications will not be considered for allocation. For further information on the Issue programme, please see “*General Information – Issue Programme*” on page 40.
- c. With respect to Applications submitted directly to the SCSBs at the time of registering each Application, the Designated Branches of the SCSBs shall enter the requisite details of the Applicants in the on-line system including:
- Application Form number
 - PAN (of the first Applicant, in case of more than one Applicant)
 - Investor category and sub-category
 - DP ID
 - Client ID

- UPI ID (if applicable)
 - Option of NCDs applied for
 - Number of NCDs Applied for in each option of NCD
 - Price per NCD
 - Bank code for the SCSB where the ASBA Account is maintained
 - Bank account number
 - Location
 - Application amount
- d. With respect to Applications submitted to the Designated Intermediaries, at the time of registering each Application, the requisite details of the Applicants shall be entered in the on-line system including:
- Application Form number
 - PAN (of the first Applicant, in case of more than one Applicant)
 - Investor category and sub-category
 - DP ID
 - Client ID
 - UPI ID (if applicable)
 - Option of NCDs applied for
 - Number of NCDs Applied for in each option of NCD
 - Price per NCD
 - Bank code for the SCSB where the ASBA Account is maintained
 - Bank account number
 - Location
 - Application amount
- e. A system generated acknowledgement (TRS) will be given to the Applicant as a proof of the registration of each Application. It is the Applicant's responsibility to obtain the acknowledgement from the Designated Intermediaries and the Designated Branches of the SCSBs, as the case may be. The registration of the Application by the Designated Intermediaries and the Designated Branches of the SCSBs, as the case may be, does not guarantee that the NCDs shall be allocated/ Allotted by our Company. The acknowledgement will be non-negotiable and by itself will not create any obligation of any kind.
- f. Applications can be rejected on the technical grounds listed below or if all required information is not provided or the Application Form is incomplete in any respect.
- g. The permission given by the Stock Exchange to use its network and software of the online system should not in any way be deemed or construed to mean that the compliance with various statutory and other requirements by our Company, the Lead Manager are cleared or approved by the Stock Exchange; nor does it in any manner warrant, certify or endorse the correctness or completeness of any of the compliance with the statutory and other requirements nor does it take any

responsibility for the financial or other soundness of our Company, the management or any scheme or project of our Company; nor does it in any manner warrant, certify or endorse the correctness or completeness of any of the contents of this Draft Prospectus; nor does it warrant that the NCDs will be listed or will continue to be listed on the Stock Exchange

- h. **Only Applications that are uploaded on the online system of the Stock Exchange shall be considered for allocation/ Allotment.** The Designated Intermediaries and the Designated Branches of the SCSBs shall capture all data relevant for the purposes of finalizing the Basis of Allotment while uploading Application data in the electronic systems of the Stock Exchange. In order that the data so captured is accurate the Designated Intermediaries and the Designated Branches of the SCSBs will be given up to one Working Day after the Issue Closing Date to modify/ verify certain selected fields uploaded in the online system during the Issue Period after which the data will be sent to the Registrar for reconciliation with the data available with the NSDL and CDSL.

REJECTION OF APPLICATIONS

Applications would be liable to be rejected on the technical grounds listed below or if all required information is not provided or the Application Form is incomplete in any respect. The Board of Directors and/or the NCD Sub Committee thereof, reserves its full, unqualified and absolute right to accept or reject any Application in whole or in part and in either case without assigning any reason thereof.

Application may be rejected on one or more technical grounds, including but not restricted to:

- a. Application by persons not competent to contract under the Indian Contract Act, 1872, as amended, (other than minors having valid Depository Account as per Demographic Details provided by Depositories);
- b. Applications by persons prohibited from buying, selling or dealing in securities, directly or indirectly, by SEBI or any other regulatory authority;
- c. Applications accompanied by cash, draft, cheques, money order or any other mode of payment other than amounts blocked in the Applicants' ASBA Account maintained with an SCSB;
- d. Applications not being signed by the sole/joint Applicant(s);
- e. Investor Category in the Application Form not being ticked;
- f. Application Amount blocked being higher or lower than the value of NCDs Applied for. However, our Company may Allot NCDs up to the number of NCDs Applied for, if the value of such NCDs Applied for exceeds the minimum Application size;
- g. Applications where a registered address in India is not provided for the non-Individual Applicants;
- h. In case of partnership firms (except LLPs), NCDs applied for in the name of the partnership and not the names of the individual partner(s);
- i. Minor Applicants (applying through the guardian) without mentioning the PAN of the minor Applicant;
- j. PAN not mentioned in the Application Form, except for Applications by or on behalf of the Central or State Government and the officials appointed by the courts and by investors residing in the State of Sikkim, provided such claims have been verified by the Depository Participants. In case of minor Applicants applying through guardian when PAN of the Applicant is not mentioned;
- k. DP ID, Client ID or UPI ID (wherever applicable) not mentioned in the Application Form;
- l. GIR number furnished instead of PAN;
- m. Applications by OCBs;
- n. Applications for an amount below the minimum Application size;
- o. Submission of more than five ASBA Forms per ASBA Account;

- p. Applications by persons who are not eligible to acquire NCDs of our Company in terms of applicable laws, rules, regulations, guidelines and approvals;
- q. Applications under power of attorney or by limited companies, corporate, trust etc. submitted without relevant documents;
- r. Applications accompanied by stockinvest/ cheque/ money order/ postal order/ cash;
- s. Signature of sole Applicant missing, or in case of joint Applicants, the Application Forms not being signed by the first Applicant (as per the order appearing in the records of the Depository);
- t. Applications by persons debarred from accessing capital markets, by SEBI or any other appropriate regulatory authority;
- u. Application Forms not being signed by the ASBA Account holder, if the account holder is different from the Applicant;
- v. Signature of the ASBA Account holder on the Application Form does not match with the signature available on the SCSB bank's records where the ASBA Account mentioned in the Application Form is maintained;
- w. Application Forms submitted to the Designated Intermediaries or to the Designated Branches of the SCSBs does not bear the stamp of the SCSB and/or the Designated Intermediary, as the case may be;
- x. ASBA Applications not having details of the ASBA Account or the UPI-linked Account to be blocked;
- y. In case no corresponding record is available with the Depositories that matches the parameters namely, DP ID, Client ID, UPI ID and PAN;
- z. Inadequate funds in the ASBA Account to enable the SCSB to block the Application Amount specified in the Application Form at the time of blocking such Application Amount in the ASBA Account or no confirmation is received from the SCSB for blocking of funds;
- aa. SCSB making an Application (a) through an ASBA account maintained with its own self or (b) through an ASBA Account maintained through a different SCSB not in its own name or (c) through an ASBA Account maintained through a different SCSB in its own name, where clear demarcated funds are not present or (d) through an ASBA Account maintained through a different SCSB in its own name which ASBA Account is not utilised solely for the purpose of applying in public issues;
- bb. Applications for amounts greater than the maximum permissible amount prescribed by the regulations and applicable law;
- cc. Authorization to the SCSB for blocking funds in the ASBA Account not provided;
- dd. Applications by any person outside India;
- ee. Applications not uploaded on the online platform of the Stock Exchange;
- ff. Applications uploaded after the expiry of the allocated time on the Issue Closing Date, unless extended by the Stock Exchange, as applicable;
- gg. Application Forms not delivered by the Applicant within the time prescribed as per the Application Form, this Draft Prospectus and as per the instructions in the Application Form and this Draft Prospectus;
- hh. Applications by Applicants whose demat accounts have been 'suspended for credit' pursuant to the circular issued by SEBI on July 29, 2010 bearing number CIR/MRD/DP/22/2010;
- ii. Applications providing an inoperative demat account number;
- jj. Applications submitted to the Designated Intermediaries other than the Collection Centres or at a Branch of a SCSB which is not a Designated Branch;

- kk. Applications submitted directly to the Public Issue Bank (except in case the ASBA Account is maintained with the said bank as a SCSB);
- ll. Investor category not ticked;
- mm. In case of cancellation of one or more orders (options) within an Application, leading to total order quantity falling under the minimum quantity required for a single Application;
- nn. A UPI Investor applying through the UPI Mechanism, not having accepted the UPI Mandate Request by 5:00 pm on the third Working Day from the day of bidding on the stock exchange except on the last day of the Issue Period, where the UPI Mandate Request not having been accepted by 5:00 pm of the next Working Day; and
- oo. A non-UPI Investor making an Application under the UPI Mechanism, i.e., an Application for an amount more than ₹5 lakhs.

For information on certain procedures to be carried out by the Registrar to the Issue for finalization of the Basis of Allotment, please see “*Information for Applicants*” below.

Information for Applicants

Upon the closure of the Issue, the Registrar to the Issue will reconcile the compiled data received from the Stock Exchange and all SCSBs and match the same with the Depository database for correctness of DP ID, Client ID, UPI ID (where applicable) and PAN. The Registrar to the Issue will undertake technical rejections based on the electronic details and the Depository database and prepare list of technical rejection cases. In case of any discrepancy between the electronic data and the Depository records, our Company, in consultation with the Designated Stock Exchange, the Lead Manager and the Registrar to the Issue, reserves the right to proceed as per the Depository records for such Applications or treat such Applications as rejected.

Based on the information provided by the Depositories, our Company shall have the right to accept Applications belonging to an account for the benefit of a minor (under guardianship). In case of Applications for a higher number of NCDs than specified for that category of Applicant, only the maximum amount permissible for such category of Applicant will be considered for Allotment.

BASIS OF ALLOTMENT

As specified in the Prospectus.

Retention of oversubscription

Our Company shall not have an option to retain over-subscription.

Unblocking of Funds for withdrawn, rejected or unsuccessful or partially successful Applications

The Registrar shall, pursuant to preparation of Basis of Allotment, instruct the relevant SCSB or the Sponsor Bank (for Applications under the UPI Mechanism), as applicable, to unblock the funds in the relevant ASBA Account/UPI linked bank account, for withdrawn, rejected or unsuccessful or partially successful Applications within six Working Days of the Issue Closing Date.

ISSUANCE OF ALLOTMENT ADVICE

Our Company shall ensure dispatch of Allotment Advice and/ or give instructions for credit of NCDs to the beneficiary account with Depository Participants upon approval of Basis of Allotment. The Allotment Advice for successful Applicants will be mailed by speed post/registered post to their addresses as per the Demographic Details received from the Depositories.

Our Company shall use best efforts to ensure that all steps for completion of the necessary formalities for commencement of trading at the Stock Exchange where the NCDs are proposed to be listed are taken within six Working Days from the Issue Closing Date. Application Amount shall be unblocked within six Working Days from the Issue Closing Date or such lesser time as may be specified by SEBI or else the Application Amount shall be unblocked in the ASBA Accounts or the UPI linked bank accounts (for Applications under the UPI Mechanism) of the Applicants forthwith, failing which interest shall be due to be paid to the Applicants in accordance with applicable law.

Our Company will provide adequate funds required for dispatch of Allotment Advice to the Registrar to the Issue.

OTHER INFORMATION

Withdrawal of Applications during the Issue Period

Applicants can withdraw their Applications until the Issue Closing Date. In case an Applicant wishes to withdraw the Application during the Issue Period, the same can be done by submitting a request for the same to the concerned Designated Intermediary who shall do the requisite. In case of Applications (other than under the UPI Mechanism) were submitted to the Designated Intermediaries, upon receipt of the request for withdrawal from the Applicant, the relevant Designated Intermediary, as the case may be, shall do the requisite, including deletion of details of the withdrawn Application Form from the electronic system of the Stock Exchange and intimating the Designated Branch of the SCSB unblock of the funds blocked in the ASBA Account at the time of making the Application. In case of Applications (other than under the UPI Mechanism) submitted directly to the Designated Branch of the SCSB, upon receipt of the request for withdraw from the Applicant, the relevant Designated Branch shall do the requisite, including deletion of details of the withdrawn Application Form from the electronic system of the Stock Exchange and unblocking of the funds in the ASBA Account, directly.

Withdrawal of Applications after the Issue Period

In case an Applicant wishes to withdraw the Application after the Issue Closing Date or early closure date, the same can be done by submitting a withdrawal request to the Registrar to the Issue prior to the finalisation of the Basis of Allotment.

Revision of Applications

Cancellation of one or more orders (option) within an Application is permitted during the Issue Period as long as the total order quantity does not fall under the minimum quantity required for a single Application. Please note that in case of cancellation of one or more orders (option) within an Application, leading to total order quantity falling under the minimum quantity required for a single Application will be liable for rejection by the Registrar.

Applicants may revise/ modify their Application details during the Issue Period, as allowed/permitted by the Stock Exchange, by submitting a written request to the Designated Intermediary and the Designated Branch of the SCSBs, as the case may be. For Applications made under the UPI Mechanism, an Applicant shall not be allowed to add or modify the details of the Application except for modification of either DP ID/Client ID, or PAN ID but not both. However, the Applicant may withdraw the Application and reapply.

However, for the purpose of Allotment, the date of original upload of the Application will be considered in case of such revision/ modification. In case of any revision of Application in connection with any of the fields which are not allowed to be modified on the electronic Application platform of the Stock Exchange as per the procedures and requirements prescribed by the Stock Exchange, Applicants should ensure that they first withdraw their original Application and submit a fresh Application. In such a case the date of the new Application will be considered for date priority for Allotment purposes.

Revision of Applications is not permitted after the expiry of the time for acceptance of Application Forms on the Issue Closing Date. However, in order that the data so captured is accurate, the Designated Intermediaries and/ or the Designated Branches of the SCSBs will be given up to one Working Day after the Issue Closing Date to modify/ verify certain selected fields uploaded in the online system during the Issue Period, after which the data will be sent to the Registrar for reconciliation with the data available with the NSDL and CDSL. Please also see, "*Key regulations and Policies- Operational Instructions*" on page 278.

Depository Arrangements

We have made depository arrangements with NSDL and CDSL. Please note that Tripartite Agreements have been executed between our Company, the Registrar and both the depositories.

As per the provisions of the Depositories Act, 1996, the NCDs issued by us can be held in a dematerialised form. In this context:

- i. Tripartite agreement dated July 30, 2018 among our Company, the Registrar and CDSL and tripartite agreement dated August 1, 2018 among our Company, the Registrar and NSDL, respectively for offering depository option to the investors.

- ii. An Applicant must have at least one beneficiary account with any of the Depository Participants (DPs) of NSDL or CDSL prior to making the Application.
- iii. The Applicant must necessarily provide the DP ID and Client ID details in the Application Form.
- iv. NCDs Allotted to an Applicant in the electronic form will be credited directly to the Applicant's respective beneficiary account(s) with the DP.
- v. Non-transferable Allotment Advice will be directly sent to the Applicant by the Registrar to this Issue.
- vi. It may be noted that NCDs in electronic form can be traded only on the Stock Exchange having electronic connectivity with NSDL or CDSL. The Stock Exchange has connectivity with NSDL and CDSL.
- vii. Interest or other benefits with respect to the NCDs held in dematerialised form would be paid to those Debenture Holders whose names appear on the list of beneficial owners given by the Depositories to us as on Record Date. In case of those NCDs for which the beneficial owner is not identified by the Depository as on the Record Date/ book closure date, we would keep in abeyance the payment of interest or other benefits, till such time that the beneficial owner is identified by the Depository and conveyed to us, whereupon the interest or benefits will be paid to the beneficiaries, as identified, within a period of 30 days.

Please note that the NCDs shall cease to trade from the Record Date (for payment of the principal amount and the applicable premium and interest for such NCDs) prior to redemption of the NCDs.

PLEASE NOTE THAT TRADING OF NCDs ON THE FLOOR OF THE STOCK EXCHANGE SHALL BE IN DEMATERIALISED FORM ONLY IN MULTIPLE OF ONE NCD.

Allottees will have the option to re-materialize the NCDs Allotted under the Issue as per the provisions of the Companies Act, 2013 and the Depositories Act.

Communications

All future communications in connection with Applications made in this Issue (except the Applications made through the Trading Members of the Stock Exchange) should be addressed to the Registrar to the Issue, quoting the full name of the sole or first Applicant, Application Form number, Applicant's DP ID and Client ID, Applicant's PAN, number of NCDs applied for, ASBA Account number in which the amount equivalent to the Application Amount was blocked or the UPI ID (for UPI Investors who make the payment of Application Amount through the UPI Mechanism), date of the Application Form, name and address of the Designated Intermediary or Designated Branch of the SCSBs, as the case may be, where the Application was submitted. Applicants may contact our Compliance Officer and Company Secretary or the Registrar to the Issue in case of any pre-Issue or post-Issue related problems such as non-receipt of Allotment Advice or credit of NCDs in the respective beneficiary accounts, as the case may be.

Interest in case of delay

Our Company undertakes to pay interest, in connection with any delay in Allotment and demat credit, beyond the time limit as may be prescribed under applicable statutory and/or regulatory requirements, at such rates as stipulated under such applicable statutory and/or regulatory requirements.

Undertaking by the Issuer

Our Company undertakes that:

- i. All monies received pursuant to this Issue shall be transferred to a separate bank account as referred to in sub-section (3) of section 40 of the Companies Act, 2013;
- ii. Details of all monies utilised out of this Issue referred to in sub-item (a) shall be disclosed under an appropriate separate head in our balance sheet indicating the purpose for which such monies had been utilised;
- iii. Details of all unutilised monies out of issue of NCDs, if any, referred to in sub-item (a) shall be disclosed under an appropriate separate head in our balance sheet indicating the form in which such unutilised monies have been invested;

- iv. Undertaking by our Company for execution of the Debenture Trust Deeds. Further, as per Regulation 18 of SEBI NCS Regulations, in the event our Company fails to execute the Debenture Trust Deeds within a period of three months from the Issue Closing Date, our Company shall pay interest of at least 2% p.a. over and above the agreed coupon rate, to each NCD Holder, till the execution of the Debenture Trust Deed;
- v. We shall utilize the Issue proceeds only upon execution of the Debenture Trust Deed as stated in this Draft Prospectus and the Prospectus, on receipt of the minimum subscription of 75% of the Issue i.e., ₹ 7,50,000 thousand and receipt of listing and trading approval from the Stock Exchange;
- vi. The Issue proceeds shall not be utilized towards full or part consideration for the purchase or any other acquisition, *inter alia* by way of a lease, of any immovable property business, dealing in equity of listed companies or lending/investment in group companies; and
- vii. Application money shall be unblocked within six Working Days from the closure of this Issue or such lesser time as may be specified by SEBI, or else the Application money shall be refunded to the Applicants in accordance with applicable law, failing which interest shall be due to be paid to the Applicants for the delayed period, if applicable in accordance with applicable law.

Investors are advised to read the Risk Factors carefully before taking an investment decision in this Issue. For taking an investment decision, investors must rely on their own examination of our Company and the Issue including the risks involved.

This Draft Prospectus has not been recommended or approved by any regulatory authority in India, including any registrar of companies, stock exchange or SEBI nor does SEBI guarantee the accuracy or adequacy of this Draft Prospectus. Specific attention of investors is invited to the section '*Risk factors*' on page 16.

Our Company has no side letter with any NCD holder. Any covenants later added shall be disclosed on the stock exchanges' website where the NCDs are listed.

Other undertakings by our Company

Our Company undertakes that:

- i. Complaints received in respect of this Issue (except for complaints in relation to Applications submitted to Trading Members) will be attended to by our Company expeditiously and satisfactorily;
- ii. Necessary cooperation to the relevant credit rating agency(ies) will be extended in providing true and adequate information until the obligations in respect of the NCDs are outstanding;
- iii. Our Company will take necessary steps for the purpose of getting the NCDs listed within the specified time, i.e., within six Working Days of this Issue Closing Date;
- iv. Funds required for dispatch of Allotment Advice/NCD Certificates (only upon rematerialisation of NCDs at the specific request of the Allottee/ Holder of NCDs) will be made available by our Company to the Registrar to the Issue;
- v. Our Company will forward details of utilisation of the proceeds of this Issue, duly certified by the Statutory Auditor, to the Debenture Trustee on a half-yearly basis;
- vi. Our Company will provide a compliance certificate to the Debenture Trustee on an annual basis in respect of compliance with the terms and conditions of this Issue as contained in this Draft Prospectus;
- vii. Our Company will disclose the complete name and address of the Debenture Trustee in its annual report; and
- viii. Our Company shall make necessary disclosures/ reporting under any other legal or regulatory requirement as may be required by our Company from time to time.

SECTION VIII - SUMMARY OF MAIN PROVISIONS OF THE ARTICLES OF ASSOCIATION

Capitalised terms used in this section have the meaning that has been given to such terms in the Articles of Association of our Company. In case of any inconsistency between the Articles of Association of our Company and the Companies Act, 1956 and Companies Act, 2013, the provisions of the Companies Act, 1956 and the Companies Act, 2013, as applicable, shall prevail over the Articles of Association of our Company. The main provisions of the Articles of Association of our Company are detailed below:

Preliminary

1. Subject as hereinafter provided the regulations contained in Table 'F' in the First schedule to the Companies Act, 2013 shall apply to the Company, except in so far as otherwise expressly incorporated herein below.

The regulations for the management of the company and for the observance by the Members thereto and their representatives, shall, subject to any exercise of the statutory powers of the Company with reference to the deletion or alteration of or addition to its regulations by resolution as prescribed or permitted by the Companies Act, 2013, be such as are contained in these Articles.

Interpretation

2. In these regulations –
 - a) "The Act" means the Companies Act, 2013 or any statutory modification or re-enactment thereof for the time being in force and includes any rules and regulations framed thereunder.
 - b) "These Articles" means the Articles of Association as originally framed or as altered from time to time in accordance with the provisions contained in these Articles and in the Act.
 - c) "Alter" or "Alteration" includes the making of additions, omissions and substitutions.
 - d) "Beneficial Owner" shall mean beneficial owner as defined in clause.
 - e) of Sub-Section (1) of Section 2 of the Depositories Act, 1996.
 - f) "The Board of Directors" or "The Board" means the Board of Directors from the time being of the Company.
 - g) "The Company" means "**ICL Fincorp Limited**".
 - h) "Debt Securities" means debt securities as defined under regulation 2(1) (e) of the Securities and Exchange Board of India (Issue and Listing of Debt Securities) Regulations, 2008.
 - i) "Depository" means a Depository as defined in Clause (e) of Sub- Section (1) of Section 2 of the Depositories Act, 1996.
 - j) "The Directors" or "Directors" mean the Directors for the time being of the Company.
 - k) "Dividend" includes interim dividend.
 - l) "Insolvent" includes a person compounding or arranging with or making an assignment of all his property for the benefit of his creditors and "insolvency" shall have a corresponding meaning.
 - m) "Key Managerial Personnel" or "KMP" means such category of officers specified under the Act.
 - n) "Managing Director" means the Managing Director for the time being of the Company.
 - o) "Member" in relation to the Company means duly registered holder for the time being of the shares of the Company and in case of shares held in dematerialized form, such person whose name is entered as a Beneficial Owner in the records of a Depository.
 - p) "Memorandum of Association" means the Memorandum of Association of the Company as originally framed, or as altered from time to time in accordance with the provisions contained in these Articles and in the Act.
 - q) "Month" means calendar month.
 - r) "The Office" means the Registered Office for the time being of the Company.
 - s) "Person" shall include any Association, Firm, Body Corporate or Company as well as Individuals as the context permits.
 - t) "Public Company" means a Company within the meaning of Section 2
 - u) (71) of Companies Act, 2013, which is not a Private Company.
 - v) "Register" means the Register of Members of the Company required to be maintained under Section 88 of the Act.
 - w) "Registrar" means the Registrar of Companies.
 - x) "Rules" means the applicable rules for the time being in force as prescribed under relevant Sections of the Act.
 - y) "SEBI" means the Securities and Exchange Board of India established under Section 3 of the Securities and Exchange Board of India Act, 1992.

- z) “Security” or “Securities” means such securities as defined under Section 2(h) of the Securities Contracts (Regulation) Act, 1956.
- aa) “Share” means a share in the capital of the Company including a preference share.

“In Writing” and “Written” means written, typewritten, lithographed, stamped or printed or any other mode or modes of representing or reproducing words in a visible form or partly in one of the said forms and partly in another and when used in the context of any communication issued by or on behalf of the Company, includes e-mail or any other electronic mode.

Words importing the singular number only include the plural, and vice versa, and words importing the masculine gender only include the feminine gender. Words importing individuals only include corporations, unless where expressly stated to the contrary.

Reference in the Articles to any provision of the Act shall, where the context so admits, be construed as a reference to the provision(s) as modified, supplemented or re-enacted by any statute for the time being in force.

Unless the context otherwise requires words or expressions contained in these Articles shall bear the same meaning as in the Act or Rules, as the case may be, in force at the date at which these Articles become binding on the Company.

Subject to the provisions of the Act, the provisions of these Articles relating to issue, transfer, transmission, forfeiture, lien, call etc. of or on shares shall mutatis mutandis apply to issue, transfer, transmission, forfeiture, lien, call etc. of or on any other securities as permitted under the Act.

Office

- 3. The Office of the Company shall be in Chennai in the State of Tamil Nadu or such other place as the Board may, subject to the provisions of Section 12 of the Act, from time to time determine, and the business of the Company shall be carried on at such place or places, as the Board may from time to time determine.

Share Capital

- 4. The Authorized Share Capital of the Company shall be such amount as may be set out in the Memorandum of Association of the Company.
- 5. Any of the shares for the time being unissued and any new shares from time to time to be created may, from time to time, be issued with any such right to preference in respect of dividend and of repayment of capital over any shares previously issued or then about to be issued (subject to the provisions hereinafter contained as to the consent of the holders of any class of shares where such consent is necessary), or at such a premium as compared with any other shares previously issued or then about to be issued, or subject to any such conditions or provisions, and with any such right or such terms as the Company may from time to time determine. Provided that the option or right to call on shares shall not be given to any person or persons without the sanction of the Company in General Meeting.
- 6. Subject to the provisions of the Act and these Articles, as may be authorized by the Company in General Meeting, the shares in the capital of the Company shall be under the control of the Board which may issue, allot or otherwise dispose of the same or any of them to such persons, in such proportion, manner and on such terms and conditions and either at a premium or at par and at such time, as they may from time to time think fit. The Board may also issue shares with differential rights as to dividend, voting or otherwise, in accordance with the provisions of the Act or any other law for the time being in force.
- 7. The Board or the Company as the case may be, may, in accordance with the Act and the Rules, issue further shares to:
 - a) Persons who, at the date of offer, are holders of Equity Shares of the Company and such offer shall be deemed to include a right exercisable by the person concerned to renounce the shares offered to him or any of them in favour of any other person; or
 - b) Employees under any scheme of Employees’ Stock Option; or
 - c) any persons, whether or not those person include the persons referred to in clause (a) or (b) above.

Further issue of shares may be made in any manner whatsoever as the Board may determine including by way of right issue, bonus issue, preferential offer, private placement and any other issue in accordance with the provisions of the Act.

Nothing in this Article shall apply to the increase of the Subscribed Capital of a Company caused by the exercise of an option as a term attached to the Debentures issued or Loan raised by the Company to convert such Debentures or Loans into Shares in the Company. Provided that the terms of issue of such Debentures or Loan containing such an option have been approved before the issue of such Debentures or the raising of loan by a Special Resolution passed by the Company in General Meeting.

8. The Board may from time to time issue and allot shares as Sweat Equity Shares, subject to such limits and upon such terms and conditions and subject to such approvals, as required under the applicable provisions of the Act and other rules, guidelines and regulations in this behalf and any amendment and modifications thereto, as may be in force. The Board of Directors of the Company is authorized absolutely at their sole discretion to determine the terms and conditions of issue of such shares and modify the same from time to time.

Preference Shares

9. Subject to the provisions of the Act, the Board shall have the power to issue or re - issue preference shares of one or more classes which are liable to be redeemed or converted to Equity Shares, on such terms and conditions and in such manner as determined by the Board in accordance with the Act.

Share Warrants

10. The Company may issue Share Warrants subject to, and in accordance with provisions of the Act and the applicable rules or regulations or guidelines. The Board may, in its discretion, with respect to any share which is fully paid up on application in writing signed by the person registered as holder of the share, and authenticated by such evidence, if any, as the Board may from time to time require as to the identity of the person signing the application, and the amount of the stamp duty on the warrant and such fee as the Board may from time to time require having been paid, issue a warrant.
11. The bearer of the Share Warrant may at any time deposit the warrant at the office of the Company, and so long as the warrant remains so deposited, the depositor shall have the same right to signing a requisition for calling a meeting of the Company and of attending, and voting and exercising other privileges of a Member at any meeting held after the expiry of two clear days from time of the deposit, as if name were inserted in the Register of Members as the holder of the shares included in the deposited warrant.
12. Not more than one person shall be recognized as the depositor of the Share Warrant.
13. The Company shall, on two days written notice, return the deposited Share Warrant to the depositor.
14. Subject as herein otherwise expressly provided, no person shall, as bearer of a Share Warrant, sign a requisition for calling a meeting of the Company, or attend, or vote or exercise any other privileges of a Member at a meeting of the Company, or be entitled to receive any notice from the Company.
15. The bearer of a Share Warrant shall be entitled in all other respects to the same privileges and advantages as if such person were named in the Register of Members as the holder of the shares included in the Warrant, and he shall be a Member of the Company.
16. The Board may, from time to time, make rules as to the terms on which it shall think fit, a new Share Warrant or Coupon may be issued by way of renewal in case of defacement, loss or destruction.

Variation of rights

17.
 - a) If at any time the share capital is divided into different classes of shares, the rights attached to any class (unless otherwise provided by the terms of issue of the shares of that class) may, subject to the provisions of Section 48 of the Act, and whether or not the Company is being wound up, be varied with the consent in writing of the holders of three-fourths of the issued shares of that class, or with the sanction of a Special Resolution passed at a separate meeting of the holders of the shares of that class.

- b) To every such separate meeting, the provisions of these regulations relating to General Meetings shall mutatis mutandis apply, but so that the necessary quorum shall be at least two persons holding at least one-third of the issued shares of the class in question.
- c) This Article is without prejudice to the power of the Company under Article 66 hereof and the Company's right in General Meeting to increase its capital.
- d) The rights conferred upon the holders of the shares of any class issued with preferred or other rights shall not, unless otherwise expressly provided by the terms of issue of the shares of that class, be deemed to be varied by the creation or issue of further shares ranking pari passu therewith.

Commission and Brokerage

18.

- a) The Company may exercise the powers of paying commissions conferred by sub-Section (6) of Section 40, provided that the rate per cent or the amount of the commission paid or agreed to be paid shall be disclosed in the manner required by the said Section and rules made thereunder.
- b) The rate or amount of the commission shall not exceed the rate or amount prescribed in rules made under sub-Section (6) of Section 40.
- c) The commission may be satisfied by the payment of cash or the allotment of fully or partly paid shares or partly in the one way and partly in the other.
- d) The Company may also on any issue of shares pay such brokerage, as may be lawful.

Trusts not recognized

- 19. Except as required by law, no person shall be recognized by the Company as holding any share upon any trust, and the Company shall not be bound by, or be compelled in any way to recognize (even when having notice thereof) any equitable, contingent, future or partial interest in any share, or any interest in any fractional part of a share, or (except only as by these regulations or by law otherwise provided) any other rights in respect of any share, except an absolute right to the entirety thereof in the registered holder.

Restrictions on loans for purchase of shares

- 20. The Company shall not give, whether directly or indirectly, and whether by means of a loan, guarantee, the provision of security or otherwise, any financial assistance for the purpose of or in connection with purchase or subscription made or to be made by any person of or for any shares in the Company, nor shall the Company make a loan for any purpose whatsoever on the security of its shares, but nothing in this Article shall prohibit transactions mentioned in Section 67 of the Act.

Buy Back of Shares

- 21. Notwithstanding anything contained in these Articles but subject to the provisions of Sections 68 to 70 and any other applicable provision of the Act or any other law for the time being in force, the Company may purchase its own shares or other specified securities.

Inspection of Registers and Documents

- 22. If prescribed by the provisions of the Act or as authorized by the Board or by the Company in General Meeting, Members (other than Directors) can inspect the documents or registers or records of the Company to be kept or maintained by the Company in physical or electronic form under the provisions of the Act. Further, any Member, Beneficial Owner, Debentureholder, other Security holder or other person entitled to copies of such documents or registers or records, shall be provided copies thereof upon request on payment of fee of Rs. 10 per page, or such other fee as may be prescribed from time to time under the Act and as may be determined by the Board.

Share Certificates

23. Every Member shall be entitled to a certificate specifying the share or shares to which he is entitled and the amount paid-up thereon, and such certificate shall be in such form as prescribed under the Act. If several persons be registered as joint holders of a share, they shall not be entitled to more than one certificate of such share between them, and delivery of such certificate to the person whose name stands first on the Register of Members of the Company as one of the holders of such share shall be sufficient delivery to all such joint holders thereof. The share certificates shall be signed by such persons as the Act may prescribe from time to time and as may be determined by the Board.
24. Every person whose name is entered as a Member in the Register of Members shall be entitled to receive within two months after allotment or within one month after the application for the registration of transfer or transmission or within such other period as the conditions of issue shall be provided, --
- a) one certificate for all shares without payment of any charges; or
 - b) several certificates, each for one or more of shares, upon payment of twenty rupees for each certificate after the first, unless otherwise decided by the Board.
25. If any share certificate be worn out, defaced, mutilated or torn or if there be no further space on the back for endorsement of transfer, then upon production and surrender thereof to the Company, a new certificate may be issued in lieu thereof, and if any certificate is lost or destroyed then upon proof thereof to the satisfaction of the Company and on execution of such indemnity as the Company deem adequate, a new certificate in lieu thereof shall be given.
26. When a share is forfeited, and the certificate thereof is not delivered up to the Company, the Board may issue a new certificate of the share, distinguishing it, as it may think fit from the certificate not delivered up.
27. Notwithstanding anything contained in these Articles, the Company shall be entitled to dematerialize its existing Shares, Debentures and other Securities, rematerialize its Shares, Debentures and other Securities held in the dematerialized form, and / or offer its fresh Shares, Debentures and other Securities in dematerialized form pursuant to the Act and other laws applicable to the Company.
28. All securities held by a Depository shall be dematerialized and be in fungible form.
29. Notwithstanding anything to the contrary contained in the Act or the Articles, a Depository shall be deemed to be Registered Owner for the purposes of effecting transfer of ownership of security on behalf of the Beneficial Owner.
- Save as otherwise provided above, the Depository as the Registered Owner of the securities shall not have any voting rights or any other rights in respect of the Securities held by it.
- The Beneficial Owner of securities shall be entitled to all the rights and benefits and be subject to all the liabilities in respect of his securities which are held by Depository.
30. Notwithstanding anything in the Act or these Articles to the contrary, where securities are held in a Depository, the records of the beneficial ownership may be served by such Depository to the Company by means of electronic mode or by delivery of floppies or discs.

Lien

31. The Company shall have a first and paramount lien –
- a) on every share (not being a fully paid share), for all monies (whether presently payable or not) called, or payable at a fixed time, in respect of that share; and
 - b) on all shares (not being fully paid shares) standing registered in the name of a single person, for all monies presently payable by him or his estate to the Company:

Provided that the Board of Directors may at any time declare any share to be wholly or in part exempt from the provisions of this clause.

32. The Company's lien, if any, on a share shall extend to all dividends payable and bonuses declared from time to time in respect of such shares.
33. Unless otherwise agreed by the Board, the registration of a transfer of shares shall operate as a waiver of the Company's lien.
34. The Company may sell, in such manner as the Board thinks fit, any shares on which the Company has a lien:

Provided that no sale shall be made unless a sum in respect of which the lien exists is presently payable; or until the expiration of fourteen days after a notice in writing stating and demanding payment of such part of the amount in respect of which the lien exists as is presently payable, has been given to the registered holder for the time being of the share or the person entitled thereto by reason of his death or insolvency.

35. To give effect to any such sale, the Board may authorize some person to transfer the shares sold to the purchaser thereof. The purchaser shall be registered as the holder of the shares comprised in any such transfer and the purchaser shall not be bound to see to the application of the purchase money, nor shall his title to the shares be affected by any irregularity or invalidity in the proceedings in reference to the sale.
36. The proceeds of the sale shall be received by the Company and applied in payment of such part of the amount in respect of which the lien exists as is presently payable. The residue, if any, shall, subject to a like lien for sums not presently payable as existed upon the shares before the sale, be paid to the person entitled to the shares at the date of the sale.
37. In exercising its lien, the Company shall be entitled to treat the registered holder of any share as the absolute owner thereof and accordingly shall not (except as ordered by a court of competent jurisdiction or unless required by any statute) be bound to recognize any equitable or other claim to, or interest in, such share on the part of any other person, whether a creditor of the registered holder or otherwise. The Company's lien shall prevail, notwithstanding that it has received notice of any such claim.

Calls on Shares

38. The Board may, from time to time, make calls upon the Members in respect of any monies unpaid on their shares (whether on account of the nominal value of the shares or by way of premium) and not by the conditions of allotment thereof made payable at fixed times:

Provided that no call shall exceed one-fourth of the nominal value of the share or be payable at less than one month from the date fixed for the payment of the last preceding call.

Each Member shall, subject to receiving at least fourteen days' notice specifying the time or times and place of payment, pay to the Company, at the time or times and place so specified, the amount called on his shares. A call may be revoked or postponed at the discretion of the Board.

39. A call shall be deemed to have been made at the time when the resolution of the Board authorizing the call was passed and may be required to be paid by installments.
40. The joint holders of a share shall be jointly and severally liable to pay all calls in respect thereof.
41. If a sum called in respect of a share is not paid before or on the day appointed for payment thereof, the person from whom the sum is due shall pay interest thereon from the day appointed for payment thereof to the time of actual payment at ten per cent per annum or at such lower rate, if any, as the Board may determine. The Board shall be at liberty to waive payment of any such interest wholly or in part.
42. Any sum which by the terms of issue of a share becomes payable on allotment or at any fixed date, whether on account of the nominal value of the share or by way of premium, shall, for the purposes of these regulations, be deemed to be a call duly made and payable on the date on which by the terms of issue, such sum becomes payable. In case of non- payment of such sum, all the relevant provisions of these regulations as to payment of interest, expenses, forfeiture or otherwise shall apply, as if such sum had become payable by virtue of a call duly made and notified.

43. The Board may, if it thinks fit, receive from any Member willing to advance the same, all or any part of the monies uncalled and unpaid upon any shares held by him, and upon all or any of the monies so advanced, may (until the same would, but for such advance, become presently payable) pay interest at such rate not exceeding, unless the Company in General Meeting shall otherwise direct, twelve per cent per annum, as may be agreed upon between the Board and the Member paying the sum in advance. Monies paid in advance of calls shall not confer any voting rights or any right to dividend or to participate in the profits of the Company.

Transfer of Shares

44. The instrument of transfer shall be in writing and all the provisions of Section 56 of the Act shall be duly complied with in respect of transfer of shares and the registration thereof.
45. The instrument of transfer of any share in the Company shall be executed by or on behalf of both the transferor and transferee. The transferor shall be deemed to remain a holder of the share until the name of the transferee is entered in the Register of Members in respect thereof.
46. The Board may, subject to the right of appeal conferred by Section 58 decline to register –
- a) the transfer of a share, not being a fully paid share, to a person of whom they do not approve; or
 - b) any transfer of shares on which the Company has a lien.

If the Board declines to register a transfer of any shares, it shall, within thirty days after the date on which the transfer was lodged with the Company, send to the transferee notice of the refusal. Registration of a transfer shall not be refused on the ground of the transferor being, either alone or jointly with any other persons, indebted to the Company on any account whatsoever, except a lien.

47. The Board may decline to recognize any instrument of transfer unless –
- a) the instrument of transfer is in the form as prescribed in rules made under sub-Section (1) of Section 56;
 - b) the instrument of transfer is accompanied by the certificate of the shares to which it relates, and such other evidence as the Board may reasonably require to show the right of the transferor to make the transfer; and
 - c) the instrument of transfer is in respect of only one class of shares.

48. On giving not less than seven days' previous notice in accordance with Section 91 and rules made thereunder, the registration of transfers may be suspended at such times and for such periods as the Board may from time to time determine:

Provided that such registration shall not be suspended for more than thirty days at any one time or for more than forty-five days in the aggregate in any year.

49. The registration of a transfer shall be conclusive evidence of the approval of the Board of the transferee.
50. All instruments of transfer which shall be registered shall be retained by the Company, but any instrument of transfer which the Board may decline to register shall (except in any case of fraud) be returned to the person depositing the same.
51. Nothing in these Articles shall preclude the Board from recognizing renunciation of the allotment of any share by the allottee in favour of some other person.
52. Notwithstanding anything contained in the Articles of Association, in the case of transfer of shares or other marketable securities, where the Company has not issued any certificates and where such shares or securities are being held in an electronic and fungible form, the provisions of the Depositories Act, 1996 shall apply.

Transmission

53. The Executors or Administrators or the holder of a Succession Certificate in respect of shares of a Deceased Member (not being one of several joint holders) shall be the only person whom the Company shall recognize as having any title to the shares registered in the name of such Member and in case of the death of any one or more of the joint holder of any registered shares, the survivors shall be the only persons recognized by the Company as having any title interest in such shares, but nothing herein contained shall be taken to release the estate of a deceased joint-holder from any liability on shares held by him jointly with any other person. Before recognizing any executor or administrator or legal heir the Board may require him to obtain a grant of probate or letter of administration or succession certificate or other legal representation as the case may be, from a competent court.

Provided nevertheless that in any case where the Board in its absolute discretion thinks fit, it may dispense with production of probate or letter of administration or a succession certificate or such other legal representation upon such terms as to indemnify the Company or otherwise as the Board may consider desirable.

Provided also that the holder of a succession certificate shall not be entitled to receive any dividends already declared but not paid to the deceased Member, unless the succession certificate declares that the holder thereof is entitled to receive such dividends.

54. Every transmission of a share shall be verified in such manner as the Board may require and the Company may refuse to register any such transmission until the same be so verified or until or unless an indemnity be given to the Company with regard to such registration which the Board at their discretion shall consider sufficient, provided nevertheless that there shall not be any obligation on the Company or the Board to accept any indemnity.
55. A fee as may be prescribed may be charged in respect of the transfer or transmission to the same party of any number of shares of any class or denomination, subject to such maximum on any one transfer or transmission as may from time to time be fixed by the Directors. Such maximum may be a single fee payable on any one transfer or on transmission of any number of shares of one class or denomination or may be on a graduated scale varying with the number of shares of any one class comprised in one transfer or transmission or may be fixed in any manner as the Directors may in their discretion determine.
56. Any person becoming entitled to a share in consequence of the death, lunacy or insolvency of a Member may, upon producing such evidence of his title as the Board thinks sufficient, be registered as a Member in respect of such shares, or may subject to the regulations as to transfer herein before contained, transfer such shares. The Board shall in either case, have the same right to decline or suspend registration as it would have had, if the deceased or insolvent Member had transferred the share before his death or insolvency.
57. If the person so becoming entitled shall elect to be registered as holder of the share himself, he shall deliver or send to the Company a notice in writing signed by him stating that he so elects. If the person aforesaid shall elect to transfer the shares to some other person he shall execute an instrument of transfer in accordance with the provisions of these Article relating to the transfer of shares. All the limitations, restrictions and provisions of these Articles relating to the right of transfer and the registration of transfer of shares shall be applicable to any such notice or transfer as aforesaid as if the death, lunacy or insolvency of the Member had not occurred and the notice of transfer where a transfer signed by that Member.
58. A person becoming entitled to a share by reason of the death or insolvency of the holder shall be entitled to the same dividends and other advantages to which he would be entitled if he were the registered holder of the share, except that he shall not, before being registered as a Member in respect of the share be entitled in respect of it to exercise any right conferred by membership in relation to meetings of the Company.

Provided that the Board may, at any time, give notice requiring any such person to elect either to be registered himself or to transfer the share, and if the notice is not complied with within ninety days, the Board may there after withhold payment of all dividends, bonuses or other money payable in respect of the share, until the requirements of the notice have been complied with.

Forfeiture

59. If a Member fails to pay any call, or installment of a call, on the day appointed for payment thereof, the Board may, at any time thereafter during such time as any part of the call or installment remains unpaid, serve a notice on him requiring payment of so much of the call or installment as is unpaid, together with interest, at such rate as may be decided by the Board.

60. The notice aforesaid shall name a further day (not being earlier than the expiry of fourteen days from the date of service of the notice) on or before which the payment required by the notice is to be made; and state that, in the event of non-payment on or before the day so named, the shares in respect of which the call was made shall be liable to be forfeited.
61. If the requirements of any such notice as aforesaid are not complied with, any share in respect of which the notice has been given may, at any time thereafter, before the payment required by the notice has been made, be forfeited by a resolution of the Board to that effect. Such forfeiture shall include all dividends declared in respect of the forfeited shares and not actually paid before the forfeiture.
62. A forfeited share shall become the property of the Company and may be sold, re-allotted or otherwise disposed of, either to the person who was before forfeiture the holder thereof or entitled thereto, or to any other person, upon such terms and in such manner as the Board shall think fit, and at any time before such sale, re-allotment or disposition, the forfeiture may be cancelled on such terms as the Board shall think fit. The Board may, if necessary, authorize some person to transfer a forfeited share to any other person as aforesaid.
63. A person whose shares have been forfeited shall cease to be a Member in respect of the forfeited shares, but shall, notwithstanding the forfeiture, remain liable to pay to the Company all monies which, at the date of forfeiture, were presently payable by him to the Company in respect of the shares. The liability of such person shall cease if and when the Company shall have received payment in full of all such monies in respect of the shares.
64. A duly verified declaration in writing that the declarant is a Director or the Secretary of the Company, and that a share has been duly forfeited on a date stated in the declaration, shall be conclusive evidence of the facts stated therein as against all persons claiming to be entitled to the share, and such declaration and the receipt of the Company for the consideration, if any given for the share on any sale, re-allotment or disposal thereof, together with the certificate for the share delivered to a purchaser or an allottee thereof, shall (subject to the execution of a transfer of the same if so required) constitute a good title to the share, and the person to whom such share is sold, re-allotted or disposed of shall be registered as the holder of the share and shall not be bound to see to the application of the consideration, if any nor shall his title to the share be affected by any irregularity or invalidity in the proceedings in reference to the forfeiture, sale, re-allotment or disposal of the share.
65. The provisions of these regulations as to forfeiture shall apply in the case of non - payment of any sum which, by the terms of issue of a share, becomes payable at a fixed time, whether on account of the nominal value of the share or by way of premium, as if the same had been payable by virtue of a call duly made and notified.

Alteration of Capital

66. The Company may, from time to time, by Ordinary Resolution increase the share capital by such sum, to be divided into shares of such amount, as may be specified in the resolution.
67. Except so far as otherwise provided by the Act and these Articles, any capital raised by the creation of new shares shall be considered as part of the existing capital and all such new shares shall be subject to the provisions of these Articles with reference to payment of calls, lien, transfer, transmission, forfeiture and otherwise. Unless otherwise provided in accordance with these Articles, the new shares shall be Ordinary Shares.
68. Subject to the provisions of Section 61, the Company may, by Ordinary Resolution, --
- a) consolidate and divide all or any of its share capital into shares of larger amount than its existing shares;
 - b) convert all or any of its fully paid-up shares into stock, and reconvert that stock into fully paid-up shares of any denomination;
 - c) sub-divide its existing shares or any of them into shares of smaller amount than is fixed by the Memorandum of Association of the Company;
 - d) cancel any shares which, at the date of the passing of the resolution, have not been taken or agreed to be taken by any person.
69. Where shares are converted into stock, --

- a) the holders of stock may transfer the same or any part thereof in the same manner as, and subject to the same regulations under which, the shares from which the stock arose might before the conversion have been transferred, or as near thereto as circumstances admit:
Provided that the Board may, from time to time, fix the minimum amount of stock transferable, so, however, that such minimum shall not exceed the nominal amount of the shares from which the stock arose.
- b) the holders of stock shall, according to the amount of stock held by them, have the same rights, privileges and advantages as regards dividends, voting at meetings of the Company, and other matters, as if they held the shares from which the stock arose; but no such privilege or advantage (except participation in the dividends and profits of the Company and in the assets on winding up) shall be conferred by an amount of stock which would not, if existing in shares, have conferred that privilege or advantage.
- c) such of the regulations of the Company as are applicable to paid-up shares shall apply to stock and the words “share” and “shareholder” in those regulations shall include “stock” and “stock-holder” respectively.

70. The Company may, by Special Resolution, reduce in any manner and with, and subject to, any incident authorized and consent required by law,
- a) its Share Capital;
 - b) any Capital Redemption Reserve Account; or
 - c) any Share Premium Account.

General Meetings

71. The Company shall in each year hold a General Meeting as its Annual General Meeting in addition to any other Meetings in that year, and shall specify the Meeting as such in the notices calling it; and not more than fifteen months shall elapse between the date of one Annual General Meeting of the Company and that of the next and provided that such Meeting shall be held within six months after the expiry of the Company’s Financial Year. The Annual General Meeting shall be held at the Office of the Company or at some other place within the city, town or village in which the Office of the Company is situated, as the Board shall think fit, at a time during business hours and on a day that is not a National Holiday.
72. All General Meetings other than Annual General Meeting shall be called Extra Ordinary General Meeting.
73. The Board may, whenever it thinks fit, call an Extra Ordinary General Meeting. If at any time Directors capable of acting who are sufficient in number to form a quorum are not within India, any Director or any two Members of the Company may call an Extraordinary General Meeting in the same manner, as nearly as possible, as that in which such a meeting may be called by the Board.
74. Subject to the provisions of the Act, the Company may in respect of any item of business, other than ordinary business, transact such business by means of postal ballot, instead of transacting the same at a General Meeting of the Company. If a resolution is assented to by the requisite majority of the Members by means of postal ballot, it shall be deemed to have been duly passed at a General Meeting convened in that behalf.

Notice of General Meetings

75. A General Meeting shall be called by giving not less than twenty one days’ notice, either in writing or through electronic mode as prescribed under the Act, except as otherwise provided by law. For the purpose of reckoning twenty one days’ notice, the day of sending the notice and the day of the Meeting shall not be counted. The notice shall specify the place, date, day and hour of the Meeting and the business to be transacted thereat. In the case of special business, an Explanatory Statement shall be annexed to the notice in accordance with the provisions of Section 102 of the Act. Such notice shall be given in the manner hereinafter mentioned or in such other manner, if any, as prescribed under the Act, to all the Members and to the persons entitled to a share in the consequence of death or insolvency of a Member, and to such other persons as specified under law.
76. Any accidental omission to give notice of a Meeting to, or the non-receipt of notice of a Meeting by, any Member or other person entitled to receive such notice shall not invalidate the proceedings of the Meeting.

Proceedings at General Meetings

77. All business shall be deemed special that is transacted at an Extra Ordinary General Meeting, and also all that is transacted at an Annual General Meeting, with the exception of consideration of Financial Statements, and the reports of the Board and Auditors, declaration of any dividend, appointment of Directors in the place of those retiring and appointment of, and fixing of the remuneration of the Auditors.
78. No business shall be transacted at any General Meeting unless a quorum of Members is present at the time when the meeting proceeds to business. Save as otherwise provided herein, the quorum for the General Meetings shall be as provided in Section 103.
79. If within half an hour from the time appointed for the Meeting the quorum is not present, the Meeting, if convened upon the requisition of or by the Members, shall be dissolved and in any other case, it shall stand adjourned to the same day in the next week, at the same time and place, not being a National Holiday, or to such other date and such other time and place as the Board may determine, and if at the adjourned Meeting, quorum is not present within half an hour from the time appointed for the Meeting, the Members present, being not less than two in number, shall be the quorum.
80. The Chairperson, if any, of the Board shall preside as Chairperson at every General Meeting of the Company. If there is no such Chairperson, or if he is not present within fifteen minutes after the time appointed for holding the meeting, or is unwilling to act as Chairperson of the meeting, the Directors present shall elect one of their Members to be Chairperson of the meeting. If at any meeting no Director is willing to act as Chairperson or if no Director is present within fifteen minutes after the time appointed for holding the meeting, the Members present shall choose one of their Members to be Chairperson of the meeting.
81. At any General Meeting, a resolution put to the vote of the Meeting shall, unless a poll is demanded in accordance with the provisions of Section 109 of the Act, be decided in the manner as provided in the Act.
82. Except as provided in Article 84, if a poll is duly demanded it shall be taken in such manner as the Chairperson of the Meeting directs, and the result of the poll shall be deemed to be the resolution of the Meeting at which the poll is demanded. The demand for a poll may be withdrawn.
83. In the case of equality of votes, whether on a show of hands or on a poll or on e-voting, the Chairperson of the Meeting shall be entitled to a second or casting vote.
84. A poll demanded on the election of a Chairperson or on a question of adjournment of the Meeting shall be taken forthwith. A poll demanded on any other question shall be taken at such time as the Chairperson of the Meeting directs (not being more than forty-eight hours from the time when the demand was made), and any business other than that upon which a poll has been demanded may be proceeded with pending the taking of the poll.

Adjournment of Meeting

85. The Chairperson may, with the consent of any meeting at which a quorum is present, and shall, if so directed by the meeting, adjourn the meeting from time to time and from place to place. No business shall be transacted at any adjourned meeting other than the business left unfinished at the meeting from which the adjournment took place. When a meeting is adjourned for thirty days or more, notice of the adjourned meeting shall be given as in the case of an original meeting. Save as aforesaid, and as provided in Section 103 of the Act, it shall not be necessary to give any notice of an adjournment or of the business to be transacted at an adjourned meeting.

Voting Rights

86. Subject to any rights or restrictions for the time being attached to any class or classes of shares, --
- a) on a show of hands, every Member present in person shall have one vote; and
 - b) on a poll and e - voting, the voting rights of Members shall be in proportion to his share in the Paid-Up Equity Share Capital of the Company.

87. A Member may exercise his vote at a meeting by electronic means in accordance with Section 108 and shall vote only once.
88. In the case of joint holders, the vote of the senior who tenders a vote, whether in person or by proxy, shall be accepted to the exclusion of the votes of the other joint holders. For this purpose, seniority shall be determined by the order in which the names stand in the register of Members.
89. A Member of unsound mind or in respect of whom an order has been made by any court having jurisdiction in lunacy, may vote, whether on a show of hands or on a poll, by his Committee or other legal guardian, and any such Committee or guardian may, on a poll, vote by proxy, provided that such evidence as the Board may require of the authority of the person claiming to vote shall have been deposited at the Office or such other office of the Company as may from time to time be designated by the Board, not less than forty-eight hours before the time for holding the Meeting or adjourned Meeting at which such person claims to vote.
90. No Member shall be entitled to vote at any General Meeting unless all calls or other sums presently payable by him in respect of shares in the Company have been paid.
91. No objection shall be raised to the qualification of any voter except at the meeting or adjourned meeting at which the vote objected to is given or tendered, and every vote not disallowed at such meeting shall be valid for all purposes. Any such objection made in due time shall be referred to the Chairperson of the meeting, whose decision shall be final and conclusive.

Proxy

92. The instrument appointing a proxy shall be in writing in the form prescribed under the Act, and shall be signed by the appointer or by his attorney duly authorized in writing, or, if the appointer is a body corporate, be either under its seal, or be signed by an officer or an attorney duly authorized by it.

A Member who has not appointed a proxy to attend and vote on his behalf at a Meeting may appoint a proxy for any adjourned Meeting, not later than forty-eight hours before the time of such adjourned Meeting.

93. The instrument appointing a proxy and the power-of-attorney or other authority, if any, under which it is signed or a notarized copy of that power or authority, shall be deposited at the Registered Office of the Company not less than 48 hours before the time for holding the meeting or adjourned meeting at which the person named in the instrument proposes to vote, or in the case of a poll, not less than 24 hours before the time appointed for the taking of the poll and in default the instrument of proxy shall not be treated as valid.
94. A proxy may be given by any Member to any person or persons who has attained majority and is of sound mind for any and every Meeting of the Company held at any time and at any and every adjournment of such Meeting, and shall be in force and of full effect and valid for that Meeting to which it relates or any adjournment thereof, until a revocation in writing shall have been received by the Company from the Member giving such proxy.
95. The instrument appointing a proxy, where allowed, shall confer authority to demand or join in demanding a poll, but the proxy shall not be entitled to vote except on a poll and shall have no right to speak at the Meeting.
96. A vote given in accordance with the terms of an instrument of proxy shall be valid, notwithstanding the previous death or insanity of the principal or the revocation of the proxy or of the authority under which the proxy was executed, or the transfer of the shares in respect of which the proxy is given.

Provided that no intimation in writing of such death, insanity, revocation or transfer shall have been received by the Company at its office before the commencement of the meeting or adjourned meeting at which the proxy is used.

Corporations acting by Representatives at Meeting

97. Any corporation which is a Member of the Company may by resolution of its Board or other governing body authorise such person as it may think fit to act as its representative at any Meeting of the Company or of any class of Members of the Company, and the person so authorized shall be entitled to exercise the same rights and powers, including the right to vote by proxy, through e-voting or by postal ballot, on behalf of the corporation which he represents as that corporation could exercise if it were an individual Member of the Company.

Board of Directors

98. The Directors of the Company for the time being shall be those persons who are appointed on the Board and whose names are entered and shown as those occupying the office of Director for the time being, in the Register of Directors maintained by the Company.
99. Unless and until otherwise determined by the Company in General Meeting, the number of Directors shall not be less than three and not more than fifteen. The Company in General Meeting by passing a Special Resolution can increase the number of Directors.
100. Unless otherwise determined by the Company in General Meeting, each Director of the Company shall be paid out of the funds of the Company by way of remuneration for his services in attending each Meeting of the Board or Committee thereof, such sum as may be decided by the Board, not exceeding the limit prescribed under the Act.
101. Subject to the provisions of the Act and approval of Central Government, if required and these Articles, the Board shall have power to appoint from time to time any of its Members as Managing Director or Managing Directors, Executive Directors and/or Whole Time Directors and or Special Director, like Technical Director or Financial Director of the Company for a fixed term and not exceeding five years at a time and upon such terms and conditions as the Board thinks fit, and the Board may by resolution vest in such Managing Director or Managing Directors, Executive Director(s), Whole Time Director(s), Technical Director(s), Financial Director(s), Special Director(s) such of the power hereby vested in the Board generally as it thinks fit, and such powers may be made exercisable for such period or periods and upon such conditions subject to such restriction as it may determine. The remuneration of such Directors may be by way of monthly remuneration and/ or fee for each meeting and/or participation in profits, or by any or all of those modes, or any other mode not expressly prohibited by the Act. Mr. Kuzhuppilly Govinda Menon Anilkumar shall hold the office of the Chairman as well as the Managing Director of the Company, until and otherwise decided by the Members of the Company or any statutory requirement stipulates otherwise.
102. The Directors may whenever they appoint more than one Managing Director, designate one or more of them as “Joint Managing Directors” or “Deputy Managing Director” as the case may be.
103. The appointment and payment of remuneration to the above Directors shall be subject to approval of General Meeting and of the Central Government if the provisions of the Act, so requires.
104. Subject to the provisions of Section 152 of the Act, a Managing Director shall not, while he continues to hold that office be subject to retirement by rotation, and he shall not be reckoned as a Director for the purpose of determining the rotation in retirement of Directors or in fixing the number of Directors to retire, but (subject to the provisions of any contract between him and the Company) he shall be subject to the same provisions as to resignation and removal as, the other Directors of the Company and he shall ipsofacto and immediately, cease to be a Managing Director, if he vacates the office of Director for any cause.
105. The remuneration of the Directors shall, in so far as it consists of a monthly payment, be deemed to accrue from day-to-day.
106. In addition to the remuneration payable to them in pursuance of the Act, the Directors may be paid all travelling, hotel and other expenses properly incurred by them –
 - a) in attending and returning from meetings of the Board of Directors or any Committee thereof or General Meetings of the Company; or
 - b) in connection with the business of the Company.

Borrowing Powers

107. Subject to the provisions of Section 179 and 180 (1) (c) of the Act and Regulations made thereunder and Directions issued by the Reserve Bank of India the Board may, from time to time, raise or borrow any sums of money for and on behalf of the Company.

The Board of Directors may, from time to time, raise or secure the payment of such money in such manner and upon such terms and conditions in all respects as they deem fit and in particular by the issue of Bonds or Debentures or any Debt Securities or by Pledge, Mortgage, Charge or any other Security on all or any assets or properties of the Company (both present and future) including its uncalled capital for the time being.

Any Debenture, Bonds, or other Securities may be issued at discount, premium or otherwise and with special privileges as to redemption, surrender, drawing and allotment of shares of the Company and otherwise. Debentures, Bonds and other Security may be made assignable free from any equities between the Company and the persons to whom the same may be issued.

Right to consolidate, re-purchase and/or re-issue the debt securities

108. The Company will have the power, exercisable at its sole and absolute discretion from time to time, to repurchase a part or all of its Debt Securities from the primary and secondary markets or otherwise, at any time prior to the maturity date, subject to applicable law and in accordance with the prevailing guidelines/regulations issued by the Reserve Bank of India, the Securities and Exchange Board of India and other authorities. In the event of a part or all of its Debt Securities being repurchased as aforesaid or redeemed under any circumstances whatsoever, the Company shall have, and shall be deemed always to have had, the power to reissue the Debt Securities either by reissuing the same Debt Securities or by issuing other Debt Securities in their place.

Issue of Subordinated Debt Instruments

109. Subject to the provisions of the Act and compliance of the regulatory requirements of the Reserve Bank of India or such other regulatory authority, the Board may, at its meeting resolve to issue Subordinated Debt Instruments of such amount and upto such limit and on such terms and conditions as the Reserve Bank of India or such other authorities may notify from time to time.

Powers and Duties of the Board

110. The business of the Company shall be managed by the Board which may exercise all such powers of the Company as are not, by the Act or by these Articles, required to be exercised by the Company in General Meeting, subject, nevertheless, to any of these Articles, to the provisions of the Act, and to such regulations being not inconsistent with the aforesaid Articles or provisions, as may be prescribed by the Company in General Meeting, but no regulation made by the Company in General Meeting shall invalidate any prior act of the Board which would have been valid if that regulation had not been made.
111. The Board may appoint and at its pleasure remove or suspend employees, either for permanent or temporary or special services as it may from time to time deem expedient for carrying on the business of the Company, and may determine the duties and powers of such employees, and may fix the amount of their salaries and emoluments, and pay the same out of the funds of the Company. Subject to the provisions of Section 188(1) (f) of the Act, any Director or Key Managerial Personnel may, subject to approval of the Board or of the Company in General Meeting, be appointed to hold any other office or employment under the Company and in respect of any such office or employment as aforesaid, such Director or Key Managerial Personnel may be paid such salary or remuneration as the Board may from time to time determine.
112. The Board may from time to time and at any time by power of attorney appoint any Company, Firm or Person including a Director or any other Officer or Body of Persons, whether nominated directly or indirectly by the Board, to be the attorney or attorneys of the Company for such purpose and with such powers, authorities and discretion (not exceeding those vested in or exercisable by the Board under these Articles) and for such period and subject to such conditions as it may think fit, and any such powers of attorney may contain such provisions for the protection and convenience of persons dealing with any such attorney as the Board may think fit and may also authorise any such attorney to delegate all or any of the powers, authorities and discretions vested in him.
113. The Board may remunerate any person rendering services to the Company, whether in its regular employment or not, in such manner as it may deem fit, whether by cash, salary or shares or Debentures or any other securities or

by a commission or share of profits either in any particular transaction or generally or by way of percentage on wages or salaries or in any other manner or by any other method.

114. Irrespective of the powers conferred by the last preceding clause, it may, subject to sanctions as necessary, award special remuneration out of the funds of the Company to any Director for special services rendered to the Company, such remuneration being either by agreed sum, percentage on profit or bonus or any or all of such methods or otherwise as may be determined by the Board.
115. The Board may, subject to the provisions of Sections 179, 180 and 186 of the Act, for carrying on and managing the business of the Company, invest, borrow and lend money (except to itself) and purchase, hire, rent or acquire any houses, warehouses, buildings or lands of any tenure, or acquire any leasehold or other interest in any houses, warehouses, buildings or lands, on such terms as it may from time to time think advisable. It may pull down, remove, alter or convert any such houses, warehouses or buildings and may erect and build such other houses, warehouses and buildings in lieu thereof on any land purchased, hired, rented or acquired as aforesaid, in such manner as it may consider necessary or advisable for carrying on the business of the Company. It may purchase or otherwise acquire machinery, plant and other effects, and insure against loss by fire all or any such houses, warehouses or buildings, and may let or demise or give possession of the whole or any part of the same, whether fitted up or finished or otherwise, to such person or persons and on such terms as to tenancy or occupation as it may consider advisable with regard to the interests of the Company, and the promotion or carrying on of its business. It may from time to time sell and buy any such lands, houses, warehouses or buildings as aforesaid, and may let, demise or resell the same, and may otherwise deal with all or any of the same as it considers most conducive to the interests of the Company.
116. The Board may, upon such terms as it may think fit, purchase or otherwise acquire or undertake the whole or any part of the business, assets and liabilities, including shares, stocks, bonds, debentures, mortgages or other obligations, or any or either of them, of any other Company, trust, corporation or person carrying on any business which this Company is authorized to carry on, or possessed of any property or right suitable for the purposes of this Company, and to acquire the business of any Company, corporation or trust, if deemed expedient, by amalgamation with such Company, Corporation or Trust, instead of purchase in the ordinary way.
117. The Board may pay for any business or undertaking, or any property or rights acquired by the Company, in cash or subject to the consent of the Company in General Meeting, in shares, with or without preferred rights in respect of dividends or repayment of capital or otherwise, or by any securities which the Company has power to issue, or partly in one mode and partly in another, and generally on such terms as it may determine.
118. Subject to the provisions of Section 180(1)(a) of the Act, it may sell the business or undertaking of the Company, or any part thereof, including any Shares, Stocks, Bonds, Debentures, Mortgages or other Obligations or Securities, or any or either of them, Patents, Trademarks, Trade Names, Copyrights, Licenses or Authorities, or any Estate, Rights, Properties, Privileges or Assets of any kind.
119. The Board may accept payment for the business or undertaking of the Company, or for the properties or rights sold or otherwise disposed of or dealt with by the Company either in cash or by instalments or otherwise or in shares or bonds or other securities of any Company, Trust or Corporation, with or without deferred or preferred rights, in respect of dividends or repayment of capital or otherwise, or by means of Mortgage or by Debenture, Debenture Stock, or Bonds of any Company, Trust, or Corporation or partly in one mode and partly in another, and generally on such terms as it may determine.
120. The Board may institute, intervene in, conduct, defend, compromise, refer to arbitration, and abandon legal and other proceedings, and claims by and against the Company, and the Directors and other officers of the Company and otherwise concerning the affairs of the Company.
121. The Board may subject to the provisions of Section 180(1)(d) of the Act, compound for debts or give time for the payment of debts due to the Company.
122. The Board may do any or all things or matters mentioned in the Act, any other law applicable to the Company, the Memorandum of Association of the Company or these Articles.

Save as otherwise provided by the Act or by these Articles and subject to the restrictions imposed by Section 179 of the Act, the Board may delegate all or any of the powers reposed in them by the Act or the Memorandum of Association or by these Articles, to any Committee(s) or any Officer(s) of the Company.

123. Subject to the provisions of Sections 184 and 188 of the Act, no Director or Key Managerial Personnel shall be disqualified by his office from contracting with the Company, either as vendor, purchaser, agent, broker or otherwise, nor shall any such contract or arrangement entered into by or on behalf of the Company in which any Director or Key Managerial Personnel shall be in any way interested be avoided, nor shall any Director or Key Managerial Personnel so contracting or being so interested be liable to account to the Company for any profit realized by any such contract or arrangement by reason of such Director or Key Managerial Personnel holding that office, or of fiduciary relations thereby established.
124. All cheques, promissory notes, drafts, hundis, bills of exchange and other negotiable instruments, and all receipts for money paid to the Company, shall be signed, drawn, accepted, endorsed, or otherwise executed, as the case may be, by such person and in such manner as the Board shall from time to time determine.
125. The Board shall cause Minutes of Meetings to be made in books provided for the purpose in accordance with the requirements of Section 118 of the Act. Any such Minutes if purporting to be signed by the Chairperson of the Meeting at which the proceedings were held, or by the Chairperson of the next succeeding Meeting, shall be evidence of the proceedings of the said Meeting.
126. Every order or resolution which appears recorded as part of the proceedings of a Meeting, and notwithstanding it to be impeachable on any ground whatsoever, shall, so long as the order or resolution subsists unrescinded, be treated, recognized and acted upon as valid and binding on all the Members and their representatives, so far as the order or resolution of the Board can bind them, and shall be sufficient authority for all acts and proceedings in conformity therewith.
127. Nevertheless, the Minute Book may be amended according to the fact where it shall be shown to be erroneous, and such correction may be made by the order of the Board or of a General Meeting, as the case may be.

Vacation of office of Directors

128. The office of the Director shall be vacated ipso facto:-
 - a) If by notice in writing given to the Company, he resigns from his office.
 - b) Upon occurrence of any of the events specified under Section 167 of the Act.

Retirement of Directors

129. At the Annual General Meeting in every year, one-third of the Directors for the time being as are liable to retire by rotation or if their number is not three or a multiple of three, then the number nearest to one-third shall retire from office. A Director retiring at a Meeting shall retain office until the conclusion of that Meeting.
130. The Directors to retire in every year shall be those who have been longest in office since their last election, but as between persons who became Directors on the same day, those who are to retire shall, unless they otherwise agree among themselves, be determined by lot.
131. A retiring Director shall be eligible for re-election.
132. The Company at the Meeting at which a Director retires in the manner aforesaid may fill the vacated office by electing the retiring Director or some other person hereto, and if the place of the retiring Director is not so filled up and the Meeting has not expressly resolved not to fill the vacancy, the Meeting shall stand adjourned till the same day in the next week at the same time and place, or if that day is a National Holiday, till the next succeeding day which is not a National Holiday at the same time and place, and if at the adjourned Meeting also the place of the retiring Director is not filled and that Meeting also has not expressly resolved not to fill the vacancy, the retiring Director shall, subject to the provisions of Section 152 of the Act, be deemed to have been re-elected.

133. The Board shall have power at any time, and from time to time, to appoint any person to be a Director, either to fill a casual vacancy or as an addition to the existing Directors, but so that the total number of Directors shall not at any time exceed the number fixed by or in accordance with these Articles. Any Director so appointed to fill a casual vacancy shall hold office only up to the date up to which the Director in whose place he is appointed would have held office if it had not been vacated. An Additional Director shall hold office only until the conclusion of the next Annual General Meeting, and shall then be eligible for appointment and shall not be taken into account in determining the Directors who are to retire by rotation at such Meeting.
134. In accordance with the provisions of Section 169 of the Act, the Company may by resolution remove any Director before the expiration of his period of office, notwithstanding anything contained in these Articles or in any agreement between the Company and such Director.
135. The Company may likewise by Ordinary Resolution appoint another person in place of a Director removed from office under the immediately preceding Article, and without prejudice to the powers of the Board under Article 133, the Company in General Meeting may appoint any person to be a Director either to fill a casual vacancy or as an Additional Director. A person appointed in place of a Director so removed or to fill such vacancy shall be subject to retirement at the same time as if he had become a Director on the day on which the Director in whose place he is appointed was last elected a Director.
136. A Director may resign from his office upon giving notice in writing to the Company of his intention to do so, and such resignation shall take effect from the date on which the notice is received by the Company or the date, if any, specified by the Director in the notice, whichever is later.
137. The Board may appoint a person, not being a person holding Directorship in the Company or alternate Directorship for any other Director in the Company, to act as an Alternate Director for a Director during his absence for a period of not less than three months from India. Such appointment shall have effect and such appointee while he holds office shall be entitled to the notice of Meetings of the Board and to attend and vote thereat accordingly and generally to exercise all the rights and functions of the original Director subject to any limitations or restrictions as may be specified by the Board, but he shall ipso facto vacate office if and when the original Director returns to India or vacates office as a Director.

Proceedings of the Board

138. The Board may meet for the conduct of business, adjourn and otherwise regulate its Meetings, as it may think fit. Save as otherwise provided in the Act, questions arising at any Meeting shall be decided by a majority of votes. Any Director of the Company may, at any time, summon a Meeting of the Board. The Secretary or any other person authorized by the Board in this behalf, on the requisition of a Director, shall convene a Meeting of the Board, in consultation with the Chairperson of the Board or, in his absence, the Managing Director or, in his absence, a Whole Time Director of the Company.
139. Save as otherwise expressly provided in the Act, questions arising at any meeting of the Board shall be decided by a majority of votes. In case of an equality of votes, the Chairperson of the Board, if any, shall have a second or casting vote.
140. The quorum necessary for transaction of the business of the Board shall be as provided in Section 174 of the Act. A Meeting of the Board at which a quorum is present shall be competent to exercise all or any of the authorities, powers, and discretions by or under these Articles for the time being vested in or exercisable by the Board generally.
141. The continuing Directors may act notwithstanding any vacancy in the Board; but, if and so long as their number is reduced below the quorum fixed by the Act for a meeting of the Board, the continuing Directors or Director may act for the purpose of increasing the number of Directors to that fixed for the quorum, or of summoning a General Meeting of the Company, but for no other purpose.

Further, where the number of Directors is reduced below the minimum fixed by these Articles, no business shall be transacted unless the number is first made up by the remaining Director(s) or through a General Meeting.

142. Mr. Kuzhuppilly Govinda Menon Anilkumar shall preside over the meetings of the Board of Directors, until and otherwise decided by the Members of the Company or any statutory requirement stipulates otherwise. The Board may elect one or more Vice-Chairperson and one or more Deputy Chairperson of its Meetings, and determine the

period for which they are respectively to hold office. If no such Vice-Chairperson or Deputy Chairperson be elected, or if at any Meeting Chairman, Vice-Chairperson or Deputy Chairperson is not present within five minutes after the time appointed for holding the same, the Directors present shall choose one of their number to be the Chairperson of such Meeting.

143. The office of Chairperson or Vice-Chairperson or Deputy Chairperson may, on any vacancy, be filled up by the Board.
144. The Board may, subject to the provisions of Section 179 of the Act, delegate any of its powers to Committees consisting of such Member or Members as it may think fit. Any Committee so formed shall in the exercise of the powers so delegated conform to any regulations that may be imposed on it by the Board.
145. A Committee of the Board may elect a Chairperson of its Meetings, if no Chairperson of the Committee is appointed by the Board. However, if no such Chairperson is appointed or elected, or if at any Meeting the Chairperson so appointed is not present, the Members present may choose one of their numbers to be the Chairperson of that Meeting.
146. A Committee of the Board may meet and adjourn as it thinks proper. Questions arising at any Meeting shall be determined by a majority of votes of the Members present, and in the case of an equality of votes, the Chairperson of the Committee shall have a second or casting vote. The quorum for a Meeting of a Committee of the Board, unless otherwise determined by the Board or stipulated in the Act or any other law applicable to the Company, shall be two.
147. All acts done in any meeting of the Board or of a Committee thereof or by any person acting as a Director, shall, notwithstanding that it may be afterwards discovered that there was some defect in the appointment of any one or more of such Directors or of any person acting as aforesaid, or that they or any of them were disqualified, be as valid as if every such Director or such person had been duly appointed and was qualified to be a Director.
148. Save as otherwise expressly provided in the Act, a resolution in writing, signed, whether manually or by secure electronic mode, by a majority of the Members of the Board or of a Committee thereof, for the time being entitled to receive notice of a meeting of the Board or Committee, shall be valid and effective as if it had been passed at a meeting of the Board or Committee, duly convened and held.

Pensions and Allowances

149. The Board may establish and maintain or procure the establishment and maintenance of any non-contributory or contributory pension or superannuation funds for the benefit of, and give or procure the giving of donations, gratuities, pensions, allowances or emoluments to any persons who are or were at any time in the employment or service of the Company, or of any Company which is subsidiary of the Company or is allied to or associated with the Company or with any such subsidiary, or who are or were at any time Directors or officers of the Company or of any such other Company as aforesaid, and the wives, widows, families and dependents of any such person, and also establish and subsidise or subscribe to any institutions, associations, clubs or funds calculated to be for the benefit of or to advance the interests and well-being of the Company or of any such other Company as aforesaid, or of any such person as aforesaid, and make payments for or towards the insurance of any such persons as aforesaid, and subject to the provisions of the Memorandum of Association and Section 181 of the Act, subscribe or guarantee money for any charitable or benevolent objects or for any exhibition, or for any public, general or useful object, and do any of the matters aforesaid either alone or in conjunction with any such other Company, as aforesaid, subject always, if the Act shall so require, to particulars with respect to the proposed payment being disclosed to the Members of the Company and to the proposal being approved by the Company and the Directors shall be entitled to participate in and retain for their own benefit any such donation, gratuity, pension, allowance or emolument.

Chief Executive Officer, Manager, Company Secretary and Chief Financial Officer

150. Subject to the provisions of the Act, Chief Executive Officer, Manager, Company Secretary and Chief Financial Officer of the Company shall be appointed by the Board for such term, at such remuneration and upon such conditions as the Board may think fit, and such persons so appointed may be removed by the Board. A Director may be appointed as Chief Executive Officer, Manager, Company Secretary or Chief Financial Officer.

151. Anything by the Act required or authorized to be done by or to the Company Secretary may, if the office is vacant or there is for any other reason no Company Secretary capable of acting, be done by or to any Assistant or Deputy Company Secretary, or if there is no Assistant or Deputy Company Secretary capable of acting, by or to any officer of the Company authorized generally or specially in that behalf by the Board.

Dividends and Reserve

152. The Company in General Meeting may declare dividends, but no dividend shall exceed the amount recommended by the Board.
153. Subject to the provisions of Section 123, the Board may from time to time pay to the Members such interim dividends as appear to it to be justified by the profits of the Company. If at any time the share capital of the Company is divided into different classes, the Board may pay such interim dividends in respect of the Ordinary Shares of the Company as well as in respect of those shares which confer on the holders thereof preferential rights with regard to dividend and provided that the Board acting bona fide on the subject shall not incur any responsibility to the holders of shares conferring a preference for any damage that they may suffer by reason of the payment of an interim dividend on such Ordinary Shares. The Board may also pay half-yearly or at other suitable intervals to be settled by them, any dividend which may be payable at a fixed rate, if they are of the opinion that the profits justify such payment.
154. No dividend shall be paid otherwise than out of the profits or the free reserves of the Company, in accordance with the provisions of the Act.
155. The Board may, before recommending any dividend, set aside out of the profits of the Company such sums as it thinks fit as a reserve or reserves which shall, at the discretion of the Board, be applicable for any purpose to which the profits of the Company may be properly applied, including provision for meeting contingencies or for equalizing dividends; and pending such application, may, at the like discretion, either be employed in the business of the Company or be invested in such investments (other than shares of the Company) as the Board may, from time to time, think fit. The Board may also carry forward any profits which it may consider necessary not to divide, without setting them aside as a reserve.
156. Subject to the rights of persons, if any, entitled to shares with special rights as to dividends, all dividends shall be declared and paid according to the amounts paid or credited as paid on the shares in respect whereof the dividend is paid, but if and so long as nothing is paid upon any of the shares in the Company, dividends may be declared and paid according to the amounts of the shares. No amount paid or credited as paid on a share in advance of calls shall be treated for the purposes of this regulation as paid on the share. All dividends shall be apportioned and paid proportionately to the amounts paid or credited as paid on the shares during any portion or portions of the period in respect of which the dividend is paid; but if any share is issued on terms providing that it shall rank for dividend as from a particular date such share shall rank for dividend accordingly.
157. The Board may deduct from any dividend payable to any Member all sums of money, if any, presently payable by him to the Company on account of calls or otherwise in relation to the shares of the Company.
158. All unclaimed dividends will be dealt with in accordance with the provisions of the Act. No dividend shall bear interest against the Company.
159. Any dividend, interest or other monies payable in cash in respect of shares may be paid by cheque or warrant sent through the post directed to the registered address of the holder or, in the case of joint holders, to the registered address of that one of the joint holders who is first named on the register of Members, or to such person and to such address as the holder or joint holders may in writing direct. Every such cheque or warrant shall be made payable to the order of the person to whom it is sent. Any one of two or more joint holders of a share may give effective receipts for any dividends, bonuses or other monies payable in respect of such share.
160. Notice of any dividend that may have been declared shall be given to the persons entitled to share therein in the manner mentioned in the Act.

Capitalization of Profits

161. a) The Company in General Meeting may, upon the recommendation of the Board, resolve –

- (i) that it is desirable to capitalize any part of the amount for the time being standing to the credit of any of the Company's reserve accounts or to the credit of the profit and loss account or otherwise available for distribution; and
 - (ii) that such sum be accordingly set free for distribution in the manner specified in clause (b) amongst the Members who would have been entitled thereto, if distributed by way of dividend and in the same proportions.
- b) The sum aforesaid shall not be paid in cash but shall be applied, subject to the provision contained in clause (c), either in or towards
- (i) paying up any amounts for the time being unpaid on any shares held by such Members respectively;
 - (ii) paying up in full, unissued shares of the Company to be allotted and distributed, credited as fully paid-up, to and amongst such Members in the proportions aforesaid;
 - (iii) partly in the way specified in sub-clause (i) and partly in that specified in sub-clause (ii);
- c) A Securities Premium Account and a Capital Redemption Reserve account or any other permissible reserve account may, for the purposes of this regulation, be applied in the paying up of unissued shares to be issued to Members of the Company as fully paid Bonus Shares;
- d) The Board shall give effect to the resolution passed by the Company in pursuance of this regulation.

162. Whenever such a resolution as aforesaid shall have been passed, the Board shall –

- a) make all appropriations and applications of the undivided profits resolved to be capitalized thereby and all allotments and issues of fully paid shares if any; and
- b) Generally do all acts and things required to give effect thereto.

163. The Board shall have power –

- a) to make such provisions, by the issue of fractional certificates or by payment in cash or otherwise as it thinks fit, for the case of shares becoming distributable in fractions; and
- b) to authorize any person to enter, on behalf of all the Members entitled thereto, into an agreement with the Company providing for the allotment to them respectively, credited as fully paid-up, of any further shares to which they may be entitled upon such capitalization, or as the case may require, for the payment by the Company on their behalf, by the application thereto of their respective proportions of profits resolved to be capitalized of the amount or any part of the amounts remaining unpaid on their existing shares;
- c) Any agreement made under such authority shall be effective and binding on such Members.

Accounts

164. The Board shall cause proper books of account and other relevant books and papers to be kept with respect to:-

- a) All sums of money received and expended by the Company and the matters in respect of which the receipt and expenditure takes place;
- b) All sales and purchases of goods and services by the Company; and
- c) The assets and liabilities of the Company.

Proper books shall not be deemed to be kept if there are not kept such books of account as are necessary to give a true and fair view of the state of the Company's affairs and to explain its transactions.

165. The books of account shall be kept at the Office, or at such other place or places as the Board thinks fit and shall be open to the inspection of the Directors of the Company during business hours. The Company may keep such books of account in electronic mode as prescribed under the Act.
166. The Board shall from time to time determine whether and to what extent and at what times and places and under what conditions or regulations the accounts and books of the Company or any of them shall be open to the inspection of the Members, not being Directors. No Member (not being a Director) shall have any right of inspecting any account or book or document of the Company except as conferred by statute or authorized by the Board or by the Company in General Meeting and subject to such conditions as may be prescribed for this purpose.
167. The Board shall from time to time, in accordance with Sections 129, 134, Schedule III and other applicable provisions of the Act, cause to be prepared and to be laid before the Company in Annual General Meeting such Profit and Loss Accounts, Balance Sheets, Cash Flow Statements, and other reports and statements as are required under those provisions.
168. A copy of the Financial Statements, including every document required by law to be annexed or attached thereto, which are to be laid before the Company in Annual General Meeting together with copy of the Auditors' Report or a statement containing salient features of such documents in the prescribed form, as laid down under Section 136 of the Act, as the Company may deem fit shall, not less than twenty one days before the date of the Meeting, be sent to every person entitled thereto, subject to the provisions of the Act. Provided that this Article shall not require a copy of those documents to be sent to any person of whose address the Company is not aware or to more than one of the joint holders of any shares.

Audit

169. Auditors shall be appointed and their duties be regulated in accordance with Sections 139 to 147 of the Act.

Notices

170. A notice or any other document may be given by the Company to any Member either personally or by sending it by post or courier to him to his registered address or (if he has no registered address in India) to the address, if any, within India supplied by him to the Company for the giving of notices or documents to him. Such notice or document may also be sent through electronic mode as prescribed under the Act. If a Member requests for delivery of any notice or document through a particular mode, he shall deposit with the Company a sum sufficient to defray the expenses of such delivery or such fee as may be prescribed from time to time by the Act and as may be determined by the Board.
171. Where a notice or any other document is sent by post, service thereof shall be deemed to be effected by properly addressing, pre-paying and posting such notice or document, and unless the contrary is proved, delivery of such notice or document shall be deemed to have been effected, in case of a notice of a Meeting, at the expiration of forty-eight hours after the letter containing the same was posted and in any other case, at the time at which the letter would be delivered in the ordinary course of post.
172. A notice or any other document advertised in a newspaper shall be deemed to be duly served on the day on which the advertisement appears in the newspaper to every Member of the Company who has no registered address in India and has not supplied to the Company an address within India for the giving of notices or documents to him.
173. A notice or any other document may be given by the Company to the joint holders of a share by giving the notice or document to the joint holder named first in the Register of Members of the Company in respect of such share.
174. A notice or any other document may be given by the Company to the persons entitled to a share in consequence of death or insolvency of a Member by sending it in a prepaid letter addressed to them by name, or by the title of nominee or representative of the deceased or assignee of the insolvent or by any like description, at the address, if any in India supplied for the purpose of the persons claiming to be so entitled, or until such an address has been so supplied, by giving the notice or document in any manner in which the same might have been given if the death or insolvency had not occurred.
175. Notice of every General Meeting shall be given in the manner hereinbefore authorized to:-

- a) every Member of the Company and to every person entitled to a share in consequence of death or insolvency of a Member, who but for his death or insolvency would be entitled to receive notice of the Meeting; and
- b) such other persons entitled to receive the notice under the Act.

176. In the event of winding up of the Company, every Member of the Company who is not for the time being in India shall be bound within fourteen days after the passing of an effective resolution to wind up the Company voluntarily, or the making of an order for the winding up of the Company, to serve notice in writing on the Company appointing some house-holder in India upon whom all summons, notices, process, order and judgements in relation to or under the winding up of the Company may be served and in default of such nomination, the Liquidator of the Company shall be at liberty on behalf of such Member, to appoint some other person, and service upon such appointee, whether appointed by the Member or the Liquidator, shall be deemed to be good personal service on such Member for all purposes, and where the Liquidator makes any such appointment he shall, with all convenient speed, give notice thereof to such Member in accordance with the Act and Article 170.

Discovery

177. No Member, not being a Director, in General or other Meeting of the Members shall be entitled, to require discovery of or any information respecting any detail of the Company's trading or any matter which is or may be in the nature of a trade secret, mystery of trade, or secret process or of any matter whatsoever which may relate to the conduct of the business of the Company and which in the opinion of the Board, will be inexpedient in the interest of the Members of the Company to communicate. In exercising their powers hereunder, the Board shall have absolute discretion and shall be under no obligation whatsoever to assign any reason for the decision made by it.
178. No Member, not being a Director, shall be entitled to enter the property of the Company or to inspect and examine the Company's premises or properties of the Company without the permission of the Board. In exercising their powers hereunder, the Board shall have absolute discretion and shall have absolute power to refuse such application and shall be under no obligation whatsoever to assign any reason for the decision made by it.

Winding Up

179. Subject to the provisions of Chapter XX of the Act and rules made thereunder:
- a) If the Company shall be wound up, the liquidator may, with the sanction of a Special Resolution of the Company and any other sanction required by the Act, divide amongst the Members, in specie or kind, the whole or any part of the assets of the Company, whether they shall consist of property of the same kind or not.
 - b) For the purpose aforesaid, the liquidator may set such value as he deems fair upon any property to be divided as aforesaid and may determine how such division shall be carried out as between the Members or different classes of Members.
 - c) The liquidator may, with the like sanction, vest the whole or any part of such assets in trustees upon such trusts for the benefit of the contributories if he considers necessary, but so that no Member shall be compelled to accept any shares or other securities whereon there is any liability.

Secrecy

180. Every Director, Manager, Treasurer, Trustee, Member of Committee, Officer, Servant, Agent, Accountant or other persons employed in the business of the Company shall, if so required by the Directors, before entering upon his duties sign a declaration, pledge himself to observe a strict secrecy respecting all transaction and affairs of the Company, with the customers and the state of accounts with individuals and in matters relating thereto and shall by such declaration pledge himself not to reveal any of the matters which may come to his knowledge in the discharge of his duties except when required to do so by the Board or by law or the person to whom such matters relate, except so far as may be necessary in order to comply with any of the provisions of these presents contained.

Members

181. Every person who is a Member and / or who intends to be or becomes a Member of the Company shall, subject to the provisions of any law enforce, be bound by the provisions of the Memorandum and Articles of the Company and any matter of dispute arising between the Company and any such persons as regards mutual rights, obligations

or otherwise shall be subject to the jurisdiction of the court having jurisdiction over the Registered Office of the Company in respect to the disputed matter.

Social Objective

182. The Company shall have among its objectives the promotion and growth of the national economy through increased productivity effective utilization of material and man power resources and continued application of modern scientific and managerial techniques in keeping with the national aspirations, and the Company shall be mindful of its social and moral responsibilities to the customers, employees, shareholders, society and the local community and in this regard the Board is authorized to make grants or deposits or donations in accordance with the law in force.

Indemnity

183. Subject to the provisions of the Act, every Director, Manager, Company Secretary and other Officer of the Company shall be indemnified by the Company out of the funds of the Company, to pay all costs, losses and expenses (including travelling expense) which such Director, Manager, Company Secretary and Officer may incur or become liable for by reason of any contract entered into or act or deed done by him in his capacity as such Director, Manager, Company Secretary or Officer or in any way in the discharge of his duties in such capacity including expenses.
184. No Director or other officer of the Company shall be liable for the acts, receipts, neglects or defaults of any other Director or Officer, or for joining in any receipt or other act for conformity, or for any loss or expense happening to the Company through the insufficiency or deficiency of title to any property acquired by the order of the Board or any other appropriate authority, for or on behalf of the Company, or for the insufficiency or deficiency of any security in or upon which any of the monies of the Company shall be invested, or for any loss or damage arising from the bankruptcy, insolvency or tortious act of any person with whom any monies, securities or effects shall be deposited or for any loss or damage occasioned by any error in judgement or oversight on part of such person, or for any loss, damage or misfortune whatever which shall happen in the execution of the duties of office or in relation thereto, unless the same happens through own dishonesty of such person.
185. Subject as aforesaid, every Director, Manager, Company Secretary or other Officer of the Company shall be indemnified against any liability incurred by him in defending any proceedings, whether civil or criminal in which judgement is given in his favour or in which he is acquitted or discharged or in connection with any application under applicable provisions of the Act in which relief is given to him by the Court.
186. The Company may take and maintain any insurance as the Board may think fit on behalf of its every present and/or former Director, Manager, Company Secretary and other Officer of the Company for indemnifying all or any of them against any liability for any acts in relation to the Company for which they may be liable, but have acted honestly and reasonably.

General Power

187. Wherever in the Act, it has been provided that the company shall have any right, privilege or authority or that the Company could carry out any transaction only if the Company is so authorized by its Articles, then and in that case, this Article authorizes and empowers the Company to have such rights, privileges or authorities and to carry out such transactions as have been permitted by the Act, without there being any specific Article in that behalf herein provided.

End Notes

- The aforesaid regulations comprised in these Articles of Association were replaces and adopted pursuant to Members' resolution passed at the 01/2020 – 21st Extra Ordinary General Meeting of the company held on 31st day of December, 2020 in substitution for, and to the entire exclusion of, the earlier regulations comprised in the extant Articles of Association of the Company.

SECTION IX - OTHER INFORMATION

MATERIAL CONTRACTS AND DOCUMENTS FOR INSPECTION

The following contracts and documents (not being contracts entered into in the ordinary course of business carried on by our Company or entered into more than two years before the date of this Draft Prospectus) which are or may be deemed material have been entered or/are to be entered into by our Company. These contracts which are or may be deemed material shall be attached to the copy of the Prospectus to be delivered to the RoC for registration and also the documents for inspection referred to hereunder, may be inspected at the Registered Office of our Company from 10.00 am to 4.00 pm on Working Days from the date of the filing of the Prospectus with the RoC until the Issue Closing Date.

Material Contracts

1. Issue Agreement dated March 14, 2024 between the Company and the Lead Manager;
2. Agreement dated March 11, 2024 between the Company and the Registrar to the Issue;
3. Agreement dated February 28, 2024 between the Company and MITCON Credentia Trusteeship Services Limited (formerly known as MITCON Trusteeship Services Limited), the Debenture Trustee;
4. Agreement dated [•] executed by the Company, the Registrar, the Public Issue Account Bank, the Sponsor Bank, the Refund Bank and the Lead Manager;
5. Syndicate Agreement dated [•] executed between the Company and the Syndicate Member;
6. Tripartite Agreement dated July 30, 2018 between CDSL, the Company and the Registrar to the Issue; and
7. Tripartite Agreement dated August 1, 2018 between NSDL, the Company and the Registrar to the Issue.

Material Documents

1. Certificate of Incorporation of Company dated December 9, 1991, issued by RoC;
2. Fresh Certificate of Incorporation of the Company dated April 26, 2004, issued by RoC pursuant to change of the name of our Company from 'Jawahar Finance Limited' to 'Irinjalakuda Credits & Leasing Company Limited';
3. Fresh Certificate of Incorporation of the Company dated May 8, 2016, issued by RoC pursuant to change of the name of our Company from 'Irinjalakuda Credits & Leasing Company Limited' to 'ICL Fincorp Limited';
4. Memorandum and Articles of Association of the Company, as amended to date;
5. Certificate of registration dated August 18, 1999 bearing registration no. – 07.00437 issued by the RBI to carry on the activities of an NBFC under Section 45 IA of the Reserve Bank of India Act, 1934. Further, our Company has received certificate of registration dated May 16, 2005 bearing registration number B-07.00437 issued by RBI under Section 45IA of the Reserve Bank of India Act, 1934 pursuant to the change in name from 'Jawahar Finance Limited' to 'Irinjalakuda Credits & Leasing Company Limited' and receipt of revised certificate of incorporation from RoC, dated April 26, 2004. Thereafter, we have received another certificate of registration dated June 09, 2016 bearing registration number B-07.00437 issued by RBI under Section 45IA of the Reserve Bank of India Act, 1934 pursuant to the further change in name from 'Irinjalakuda Credits & Leasing Company Limited' to 'ICL Fincorp Limited' and receipt of revised certificate of incorporation from RoC, dated May 8, 2016;
6. Credit rating letter dated February 29, 2024, from Acuité Ratings & Research Limited along with the rating rationale, granting credit ratings to the NCDs.
7. Copy of the Board Resolution dated February 7, 2024 approving the issue of NCDs to the public up to an amount not exceeding ₹ 10,00,000 thousand;
8. Copy of the Debenture Issue Committee dated February 7, 2024 approving the issue of NCDs to the public up to an amount not exceeding ₹ 7,50,000 thousand;

9. Copy of the resolution passed by the Shareholders of the Company at the Annual General Meeting held on September 30, 2020, approving the overall borrowing limit of Company;
10. Copy of the resolution of the Debenture Issue Committee dated March 15, 2024, approving this Draft Prospectus;
11. Consents in writing of Directors of our Company, Company Secretary and Compliance Officer, Chief Financial Officer, Statutory Auditors, legal advisor to the Issue, Lead Manager, the Registrar to the Issue, Credit Rating Agency, the Public Issue Account Bank, Sponsor Bank, Refund Bank, the Debenture Trustee, Syndicate Member and the lenders to our Company, to act in their respective capacities, have been obtained and will be filed along with a copy of this Draft Prospectus with the RoC as required under Section 26 of the Companies Act 2013;
12. The written consent from the Statutory Auditor, namely Manikandan & Associates, Chartered Accountants, to include its name as required under Section 26(1)(a)(v) of the Companies Act, 2013 in this Draft Prospectus and as an “expert” as defined under Section 2(38) of the Companies Act, 2013 to the extent and in its capacity as a statutory auditor, in respect of the: (a) Limited Review Report for the Unaudited Standalone Financial Statements and the Unaudited Consolidated Financial Statements; (b) audited standalone financial statements for the quarter ended June 30, 2023; (c) audited consolidated financial statements for the quarter ended June 30, 2023; (d) audited standalone financial statements for financial year ended March 31, 2023; and (e) audited consolidated financial statements for financial year ended March 31, 2023, included in this Draft Prospectus. The consent of the Statutory Auditors and the previous statutory auditors has not been withdrawn as on the date of this Draft Prospectus. The consent of the Statutory Auditor has not been withdrawn as on the date of this Draft Prospectus;
13. The written consent from the Previous Statutory Auditor Mohandas & Associates, Chartered Accountants, to include its name as required under Section 26(1)(a)(v) of the Companies Act, 2013 in this Draft Prospectus and as an “expert” as defined under Section 2(38) of the Companies Act, 2013 to the extent and in its capacity as a statutory auditor, in respect of the: (a) Audited Standalone Financial Statement for financial years ended March 31, 2022 and March 31, 2021; and (b) Audited Consolidated Financial Statements, included in this Draft Prospectus for financial years ended March 31, 2022 and March 31, 2021. The consent of the Previous Statutory Auditor has not been withdrawn as on the date of this Draft Prospectus;
14. Annual Reports of the Company for Fiscal 2023, Fiscal 2022 and Fiscal 2021;
15. The reports on statement of possible tax benefits dated March 15, 2024;
16. Due diligence certificate dated [•] filed with SEBI by the Lead Manager;
17. Due diligence certificate dated March 15, 2024 filed with BSE Limited by the Debenture Trustee; and
18. In-principle listing approval vide letter bearing reference number [•] dated [•] issued by BSE, for the Issue.







Any of the contracts or documents mentioned in this Draft Prospectus may be amended or modified at any time if so required in the interest of our Company or if required by the other parties, without reference to the Applicants subject to compliance of the provisions contained in the Companies Act and other relevant statutes.

DECLARATION

We, the Directors of the Company, hereby certify and declare that all relevant provisions of the Companies Act, 2013, and the guidelines issued by the Government of India and/or the regulations/guidelines/circulars issued by the Reserve Bank of India and the Securities and Exchange Board of India, established under Section 3 of the Securities and Exchange Board of India Act, 1992, as applicable, including the Securities and Exchange Board of India (Issue and Listing of Non-Convertible Securities) Regulations, 2021, as amended, have been complied with and no statement made in this Draft Prospectus is contrary to the provisions of the Companies Act, 2013, the Securities Contracts (Regulation) Act, 1956, the Securities and Exchange Board of India Act, 1992 or rules made there under, regulations or guidelines or circulars issued, as the case may be. We confirm that the compliance with the Securities and Exchange Board of India Act, 1992 or rules made there under does not imply that payment of dividend or interest or repayment of debt securities, is guaranteed by the Central Government.

We further certify that all the disclosures and statements in this Draft Prospectus are true, accurate and correct in all material respects and do not omit disclosure of any material fact which may make the statements made therein, in light of circumstances under which they were made, misleading and that this Draft Prospectus does not contain any misstatements. No information material to the subject matter of this form has been suppressed or concealed and whatever is stated in this Draft Prospectus is as per the original records maintained by the Promoter(s) subscribing to the Memorandum of Association and Articles of Association. Furthermore, all the monies received under the offer shall be used only for the purposes and objects indicated in this Draft Prospectus.

Signed by the Directors of our Company:

 Kuzhupilly Govinda Menon Anilkumar <i>Chairman and Managing Director</i> DIN: 00766739	 Umadevi Anilkumar <i>Whole Time Director and Chief Executive Officer</i> DIN: 06434467
 Kakkeri Kochakkan Wilson <i>Non-Executive Director</i> DIN: 02526733	 Sreejith Surendran Pillai <i>Non-Executive Director</i> DIN: 05315692
 Ambadath Aiyappan Balan <i>Independent Director</i> DIN: 01996253	 Shinto Stanly <i>Independent Director</i> DIN: 06534505

Date: 15/03/2024
Place: Irinjalakuda

ANNEXURE I - CREDIT RATING LETTER, RATIONALE AND PRESS RELEASE

Appended overleaf

Rating Letter - Intimation of Rating Action

Letter Issued on : October 17, 2023
 Letter Expires on : September 13, 2024
 Annual Fee valid till : September 13, 2024

Scan this QR Code to
 verify authenticity of this
 rating



ICL FINCORP LIMITED

No. 61/1,
 VGP Complex, First Avenue , Ashok Nagar
 Chennai 600083
 TAMIL NADU

Kind Attn.: K G Anilkumar, Managing Director (Tel. No.8589020026)

Sir / Madam,

Sub.: Rating(s) Assigned - Debt Instruments of ICL FINCORP LIMITED

Please note that the current rating(s) and outlook, instrument details, and latest rating action for the aforementioned instrument are as under:

	Long Term Instruments	Short Term Instruments
Total Rated Quantum (Rs. Cr.)	150.00	0.00
Quantum of Enhancement (Rs. Cr.)	0.00	0.00
Rating(s)	ACUITE BBB-	Not Applicable
Outlook	Stable	Not Applicable
Most recent Rating Action(s)	Assigned	Not Applicable
Date of most recent Rating Action(s)	October 17, 2023	Not Applicable
Rating Watch	Not Applicable	Not Applicable

5W Jlf reserves the right to revise the rating(s), along with the outlook, at any time, on the basis of new information, or other circumstances which 5W Jlf believes may have an impact on the rating(s). Such revisions, if any, would be appropriately disseminated by 5W Jlf as required under prevailing SEBI guidelines and 5W Jlf's policies.

This letter will expire on **September 13, 2024** or on the day when 5W Jlf takes the next rating action, whichever is earlier. It may be noted that the rating(s) is subject to change anytime even before the expiry date of this letter. Hence lenders / investors are advised to visit <https://www.acuite.in/> OR scan the QR code given above to confirm the current outstanding rating(s).

5W Jlf will re-issue this rating letter on **September 14, 2024** subject to receipt of surveillance fee as applicable. If the rating(s) is reviewed before **September 13, 2024**, 5W Jlf will issue a new rating letter.

Sd/-
 Chief Rating Officer

This is a system generated document. No signature is required.

5bbYI i fYg.5"8YHJ]g'cZHY F UHYX' dghfi a Ybh

Annexure A. Details of the rated instrument			
Instruments	Scale	Amt. (Rs. Cr)	Rating Assigned (Outlook) Rating Action
Proposed Non Convertible Debentures	Long-term	150.00	ACUITE BBB- (Stable) Assigned
Total Quantum Rated		150.00	-

DISCLAIMER

An 5WJf rating does not constitute an audit of the rated entity and should not be treated as a recommendation or opinion that is intended to substitute for a financial adviser's or investor's independent assessment of whether to buy, sell or hold any security. 5WJf ratings are based on the data and information provided by the issuer and obtained from other reliable sources. Although reasonable care has been taken to ensure that the data and information is true, 5WJf, in particular, makes no representation or k UffUbmzYl dFYggYX'cfJa d'jYX k jh fYgdYVWtc hY UXYei UVMzUWVfUWmcfVta d'YHYbYgg'cZhY jbzfa Uhc b fY jYX i dcb"" 5WJf is not responsible for any errors or omissions and especially states that it has no financial liability whatsoever for any direct, indirect or consequential loss of any kind arising from the use of its ratings. 5WJf ratings are subject to a process of surveillance which may lead to a revision in ratings as and when the circumstances so warrant. Please visit our website (www.acuite.in) for the latest information on any instrument rated by 5WJf; 5WJf B rating scale and its definitions.

Any inadvertent omission or error in the rating letter which is discovered or brought to the notice of Acuite shall be rectified as soon as reasonably practicable not later than 48 hours of such discovery or notice. Such error or omission shall not render Acuite liable to any person for any kind of loss or damage including, but not limited to, any special, incidental, indirect or consequential damages caused by errors or omissions, provided such omission or error is rectified as soon as possible after discovery/notice.

Rating Letter - Intimation of Rating Action

Letter Issued on : February 29, 2024
 Letter Expires on : September 13, 2024
 Annual Fee valid till : September 13, 2024

Scan this QR Code to
 verify authenticity of this
 rating



ICL FINCORP LIMITED

No. 61/1,
 VGP Complex, First Avenue , Ashok Nagar
 Chennai 600083
 TAMIL NADU

Kind Attn.: Mr. Mr. K G anilkumar, Managing director (Tel. No.8589020137)

Sir / Madam,

Sub.: Rating(s) Reaffirmed - Debt Instruments of ICL FINCORP LIMITED

Please note that the current rating(s) and outlook, instrument details, and latest rating action for the aforementioned instrument are as under:

	Long Term Instruments	Short Term Instruments
Total Rated Quantum (Rs. Cr.)	150.00	0.00
Quantum of Enhancement (Rs. Cr.)	0.00	0.00
Rating(s)	ACUITE BBB-	Not Applicable
Outlook	Stable	Not Applicable
Most recent Rating Action(s)	Reaffirmed	Not Applicable
Date of most recent Rating Action(s)	February 29, 2024	Not Applicable
Rating Watch	Not Applicable	Not Applicable

5W Jlf reserves the right to revise the rating(s), along with the outlook, at any time, on the basis of new information, or other circumstances which 5W Jlf believes may have an impact on the rating(s). Such revisions, if any, would be appropriately disseminated by 5W Jlf as required under prevailing SEBI guidelines and 5W Jlf's policies.

This letter will expire on **September 13, 2024** or on the day when 5W Jlf takes the next rating action, whichever is earlier. It may be noted that the rating(s) is subject to change anytime even before the expiry date of this letter. Hence lenders / investors are advised to visit <https://www.acuite.in/> OR scan the QR code given above to confirm the current outstanding rating(s).

5W Jlf will re-issue this rating letter on **September 14, 2024** subject to receipt of surveillance fee as applicable. If the rating(s) is reviewed before **September 13, 2024**, 5W Jlf will issue a new rating letter.

Please note that under extant SEBI regulations and as per the terms of the rating agreement, once a rating is accepted and outstanding, the issuer is required to promptly furnish the INo Default Statement on the first working day of every month.

Sd/-
 Chief Rating Officer

This is a system generated document. No signature is required.

5bbYl i fYg.5"8YHJ]g'cZH.Y'F UHYX' bgrfi a Ybh



Annexure A. Details of the rated instrument			
Instruments	Scale	Amt. (Rs. Cr)	Rating Assigned (Outlook) Rating Action
Proposed Non Convertible Debentures	Long-term	50.00	ACUITE BBB- (Stable) Reaffirmed
Non-Convertible Debentures (NCD)	Long-term	12.67	ACUITE BBB- (Stable) Reaffirmed
Non-Convertible Debentures (NCD)	Long-term	1.19	ACUITE BBB- (Stable) Reaffirmed
Non-Convertible Debentures (NCD)	Long-term	0.32	ACUITE BBB- (Stable) Reaffirmed
Non-Convertible Debentures (NCD)	Long-term	3.94	ACUITE BBB- (Stable) Reaffirmed
Non-Convertible Debentures (NCD)	Long-term	8.08	ACUITE BBB- (Stable) Reaffirmed
Non-Convertible Debentures (NCD)	Long-term	12.35	ACUITE BBB- (Stable) Reaffirmed
Non-Convertible Debentures (NCD)	Long-term	18.75	ACUITE BBB- (Stable) Reaffirmed
Non-Convertible Debentures (NCD)	Long-term	21.21	ACUITE BBB- (Stable) Reaffirmed
Non-Convertible Debentures (NCD)	Long-term	10.41	ACUITE BBB- (Stable) Reaffirmed
Non-Convertible Debentures (NCD)	Long-term	11.08	ACUITE BBB- (Stable) Reaffirmed
Total Quantum Rated		150.00	-

DISCLAIMER

An 5W Jf rating does not constitute an audit of the rated entity and should not be treated as a recommendation or opinion that is intended to substitute for a financial adviser's or investor's independent assessment of whether to buy, sell or hold any security. 5W Jf ratings are based on the data and information provided by the issuer and obtained from other reliable sources. Although reasonable care has been taken to ensure that the data and information is true, 5W Jf, in particular, makes no representation or k UffUbmZ Yl d'fYggYX'cf'ja d'jYX k jh 'fYgdYVhtc h Y UXYeI UVMZ UVMV fUVMic fVta d'YfYbYgg'cZ h Y jbzfa Uhc b fY jYX' i dcb'' 5W Jf is not responsible for any errors or omissions and especially states that it has no financial liability whatsoever for any direct, indirect or consequential loss of any kind arising from the use of its ratings. 5W Jf ratings are subject to a process of surveillance which may lead to a revision in ratings as and when the circumstances so warrant. Please visit our website (www.acuite.in) for the latest information on any instrument rated by 5W Jf, 5W Jf B rating scale and its definitions.

Any inadvertent omission or error in the rating letter which is discovered or brought to the notice of Acuite shall be rectified as soon as reasonably practicable not later than 48 hours of such discovery or notice. Such error or omission shall not render Acuite liable to any person for any kind of loss or damage including, but not limited to, any special, incidental, indirect or consequential damages caused by errors or omissions, provided such omission or error is rectified as soon as possible after discovery/notice.

Press Release
ICL FINCORP LIMITED
February 26, 2024
Rating Assigned and Reaffirmed

Product	Quantum (Rs. Cr)	Long Term Rating	Short Term Rating
BOND	50.00	ACUITE BBB- Stable Assigned	-
Non Convertible Debentures (NCD)	50.00	ACUITE BBB- Stable Assigned	-
Non Convertible Debentures (NCD)	150.00	ACUITE BBB- Stable Reaffirmed	-
Total Outstanding Quantum (Rs. Cr)	250.00	-	-

Rating Rationale

Acuite has reaffirmed its long term rating of **ACUITE BBB- (read as ACUITE triple B minus)** to Rs.150.00 Cr NCDs of ICL fincorp limited (ICLFL). The outlook is '**Stable**'. Acuite has assigned its long term rating of **ACUITE BBB- (read as ACUITE triple B minus)** to Rs.50 Cr NCDs of ICL fincorp limited (ICLFL). The outlook is '**Stable**'.

Acuite has also assigned its long term rating of **ACUITE BBB- (read as ACUITE triple B minus)** to Rs.50 Cr Bonds of ICL fincorp limited (ICLFL). The outlook is '**Stable**'.

Rationale for rating

The rating continues to factor in the experience of promoters in the gold loan financing segment and moderate earning profile. ICLFL's AUM has improved to Rs.409.97 Cr. as on December 31, 2023 as against Rs.396.10 Cr. as on March 31st 2023 and Rs.344.19 Cr. as on March 31st 2022. ICLFL's net interest margins stood stable at 15.73 percent in FY24 as against 15.90 percent in FY23 . The PAT for 9MFY24 improved to Rs. 3.47 Cr. from Rs. 3.13 Cr. in FY23. The rating however, remains constrained by geographical concentration, limited financial flexibility and highly competitive business of gold loans. Going forward, the company's ability to raise capital, profitable scale up the loan portfolio while maintaining the capital adequacy and asset quality metrics will be key rating monitorable.

About the company

ICL Fincorp Limited (ICLFL) was established in 1991 and started its non-banking financial services operation in 1999 with the approval of Reserve Bank of India. The company acquired a Chennai based NBFC company, Jawahar Finance Company, and renamed it as 'Irinjalakuda Credits and Leasing Company Limited' in 2004. The company was renamed to 'ICL Fincorp Ltd' in May 2016. IFL is based in Irinjalakuda, Thrissur, Kerala. The company started lending against consumer durables and later ventured into gold loans in 2013. The company currently offers gold loans, small business loans, personal loans, loan against property (LAP), and two wheeler loan. The promoter is also engaged in health care, textiles, chits, and tours and travel businesses through separate companies. The registered office of the company is in Chennai. The directors of the company are Mr. Kuzhuppilly Govinda Menon Anilkumar, Ms. Umadevi Anilkumar, Mr. Ambadath Aiyappan Balan, Mr. Kakkeri Kochakkan Wilson, Mr. Sreejith Surendran Pillai and Mr. Shinto Stanly.

Analytical Approach

Acuite has considered the standalone business and financial risk profile of ICL Fincorp limited

to arrive at the rating.

Key Rating Drivers

Strength

Experienced promoters and established track record of operations

The promoters have more than three decades of experience and a strong understanding of customer profile in the region of operations. Given the company's long track record of presence of more than three decades in State of Kerala, the company has built good creditable with borrowers. The company is managed by Mr.K G Anil Kumar, the managing director of the company has long standing experience in various businesses and financial services. The day to day operations of the company are managed by Mr.K G Anil Kumar and Ms. Uma Devi Anil Kumar who is supported by team of professionals. Acuite belives that ICLFL will continue to benefit from experience of promoters and established track record of operations in gold loan segment.

Stable Business growth aided by continuous expansion

The company has demonstrated stable growth in its business metrics as evident by growth in AUM to Rs.409.97 Cr as on December 31st 2023 as against Rs. 396.10 Cr as on March 31st 2023. Total disbursements in 9MFY24 stood at Rs. 921.38 Cr as against Rs.1368 Cr in FY2023. Out of total AUM of Rs.409.97 Cr as on Q3FY24, Rs.404.43 Cr (98.65 percent) pertains to gold loans as against 99.20 percent in FY2023. High proportion of gold loans in total AUM is also attributable to company's expertise in gold loans and opex in new states outside of Kerala like Andhra Pradesh, Karnataka, Telangana, Tamil Nadu and Orissa. Increase in outstanding gold loan portfolio would make the portfolio more secure and would reduce the risk of losses. Going forward company is planning to diversify into other segment like vehicle loan, business loan, personal loans and property loans.

Geographical concentration; albeit improving

ICLFL has presence majorly in south Indian states of Kerala, Tamil Nadu, Telangana, Karnataka, Andhra Pradesh and Orissa. Company's loan book is majorly concentrated in Kerala with the share of 22.41 percent of total portfolio. However, Kerala state's share in total loan book is declining consistently from 42.61 percent in FY21 to 34.90 percent in FY22 and 30.45 percent in FY23. Decline is attributable to company opex in other states in South India and Orissa. Further, company is in plan to extend its footprints in North Indian states by Q4FY24.

Weakness

Timely infusion of capital in order to maintain CRAR as per regulatory requirements

Capital to risk assets ratio(CRAR) stood at 15.01 percent as on December 31st 2023 as against 16.75 percent as on March 31 2023. In order to maintain capitalisation as per regulatory requirements company is planning to infuse funds around Rs.25 Cr by March'2024 to facilitate for further issue of NCDs. The gearing ratio of the company stood moderate at 5.40 times as on Q4FY24 as against 4.68 times as on March 31st 2023. Timely infusion of capital to facilitate capitalisation requirement as per regulatory requirement would be key rating monitorable.

Competitive nature of the Industry

ICLFL is exposed to stiff competition from other varied sized NBFCs. The lending industry focused around gold, two wheeler vehicle loan, LAP and secured business loan are highly fragmented with unorganized lenders also vying for the same set of borrowers. However, ICLFL professional management and focused approach towards these lending and conservative underwriting policy standards is expected to grow its business while mitigating the risks attached to them.

Rating Sensitivity

- Movement in capital structure and timely infusion of capital
- Movement in liquidity buffers
- Movement in earning profile
- Changes in regulatory environment

Liquidity Position: Adequate

ICLFL's overall liquidity profile remains adequate with no negative cumulative mis-matches in near to medium term as per ALM dated December 31, 2023. The company had cash and cash equivalent of Rs. 6.32 Cr as on March 31, 2023.

Outlook: Stable

Acuité believes that ICLFL will maintain a 'Stable' outlook over the medium term supported by its established presence in the gold loan segment along with experienced promoters and demonstrated ability to maintain asset quality levels. The outlook may be revised to 'Positive' in case of higher than expected growth in loan portfolio while maintaining asset quality and capital structure. The outlook may be revised to 'Negative' in case of any headwinds faced in scaling up of operations or in case of significant deterioration in asset quality and profitability metrics.

Other Factors affecting Rating

None

Key Financials - Standalone / Originator

Particulars	Unit	FY23 (Actual)	FY22 (Actual)
Total Assets	Rs. Cr.	523.68	456.53
Total Income*	Rs. Cr.	62.98	47.95
PAT	Rs. Cr.	3.13	2
Net Worth	Rs. Cr.	83.63	73.19
Return on Average Assets (RoAA) (%)	(%)	0.64	0.48
Return on Average Net Worth (RoNW)	(%)	4	2.77
Debt/Equity	Times	4.68	4.68
Gross NPA	(%)	3.83	1.89
Net NPA	(%)	3.51	1.68

*Total Income equals to Net Interest Income plus other income.

Status of non-cooperation with previous CRA (if applicable):

Not applicable

Any other information

None

Applicable Criteria

- Application Of Financial Ratios And Adjustments: <https://www.acuite.in/view-rating-criteria-53.htm>
- Default Recognition: <https://www.acuite.in/view-rating-criteria-52.htm>
- Non-Banking Financing Entities: <https://www.acuite.in/view-rating-criteria-44.htm>
- Rating Process and Timeline: <https://www.acuite.in/view-rating-criteria-67.htm>

Note on complexity levels of the rated instrument

In order to inform the investors about complexity of instruments, Acuité has categorized such instruments in three levels: Simple, Complex and Highly Complex. Acuite' s categorisation of the instruments across the three categories is based on factors like variability of the returns to the investors, uncertainty in cash flow patterns, number of counterparties and general understanding of the instrument by the market. It has to be understood that complexity is different from credit risk and even an instrument categorized as 'Simple' can carry high levels of risk. For more details, please refer Rating Criteria "Complexity Level Of Financial Instruments" on www.acuite.in.

Rating History

Date	Name of Instruments/Facilities	Term	Amount (Rs. Cr)	Rating/Outlook
17 Oct 2023	Proposed Non Convertible Debentures	Long Term	150.00	ACUITE BBB- Stable (Assigned)
	Cash Credit	Long Term	4.00	ACUITE Not Applicable Not Applicable (Withdrawn)
	Proposed Long Term Bank Facility	Long Term	16.00	ACUITE Not Applicable Not Applicable (Withdrawn)
	Non-Covertible Debentures (NCD)	Long Term	100.00	ACUITE Not Applicable Not Applicable (Withdrawn)
12 Dec 2022	Cash Credit	Long Term	4.00	ACUITE B+ Not Applicable (Reaffirmed & Issuer not co-operating*)
	Proposed Long Term Bank Facility	Long Term	16.00	ACUITE B+ Not Applicable (Reaffirmed & Issuer not co-operating*)
	Non-Covertible Debentures (NCD)	Long Term	100.00	ACUITE B+ Not Applicable (Reaffirmed & Issuer not co-operating*)
16 Dec 2021	Proposed Long Term Bank Facility	Long Term	16.00	ACUITE B+ Not Applicable (Downgraded & Issuer not co-operating*)
	Cash Credit	Long Term	4.00	ACUITE B+ Not Applicable (Downgraded & Issuer not co-operating*)
	Non-Covertible Debentures (NCD)	Long Term	100.00	ACUITE B+ Not Applicable (Downgraded & Issuer not co-operating*)

Annexure - Details of instruments rated

Lender's Name	ISIN	Facilities	Date Of Issuance	Coupon Rate	Maturity Date	Quantum (Rs. Cr.)	Complexity Level	Rating
Not Applicable	INE01CY077K8	Non-Convertible Debentures (NCD)	14 Dec 2023	0.00	14 Aug 2029	12.67	Simple	ACUITE BBB- Stable Reaffirmed
Not Applicable	INE01CY077C5	Non-Convertible Debentures (NCD)	14 Dec 2023	12.25	14 Dec 2026	1.19	Simple	ACUITE BBB- Stable Reaffirmed
Not Applicable	INE01CY077I2	Non-Convertible Debentures (NCD)	14 Dec 2023	11.75	12 Dec 2025	0.32	Simple	ACUITE BBB- Stable Reaffirmed
Not Applicable	INE01CY077J0	Non-Convertible Debentures (NCD)	14 Dec 2023	12.50	14 Dec 2026	3.94	Simple	ACUITE BBB- Stable Reaffirmed
Not Applicable	INE01CY077F8	Non-Convertible Debentures (NCD)	14 Dec 2023	12.00	12 Dec 2025	8.08	Simple	ACUITE BBB- Stable Reaffirmed
Not Applicable	INE01CY077H4	Non-Convertible Debentures (NCD)	14 Dec 2023	11.50	14 Jan 2025	12.35	Simple	ACUITE BBB- Stable Reaffirmed
Not Applicable	INE01CY077E1	Non-Convertible Debentures (NCD)	14 Dec 2023	12.50	14 Dec 2028	18.75	Simple	ACUITE BBB- Stable Reaffirmed
Not Applicable	INE01CY077B7	Non-Convertible Debentures (NCD)	14 Dec 2023	12.00	14 Dec 2026	21.21	Simple	ACUITE BBB- Stable Reaffirmed
Not Applicable	INE01CY077G6	Non-Convertible Debentures (NCD)	14 Dec 2023	11.50	12 Dec 2025	10.41	Simple	ACUITE BBB- Stable Reaffirmed
Not Applicable	INE01CY077D3	Non-Convertible Debentures (NCD)	14 Dec 2023	11.00	14 Jan 2025	11.08	Simple	ACUITE BBB- Stable Reaffirmed
Not Applicable	Not avl. / Not appl.	Proposed Bond	Not avl. / Not appl.	Not avl. / Not appl.	Not avl. / Not appl.	50.00	Simple	ACUITE BBB- Stable Assigned
Not Applicable	Not avl. / Not appl.	Proposed Non Convertible Debentures	Not avl. / Not appl.	Not avl. / Not appl.	Not avl. / Not appl.	50.00	Simple	ACUITE BBB- Stable Reaffirmed
Not Applicable	Not avl. / Not appl.	Proposed Non Convertible	Not avl. / Not appl.	Not avl. / Not	Not avl. / Not	50.00	Simple	ACUITE BBB- Stable

		Debentures		appl.	appl.		Assigned
--	--	------------	--	-------	-------	--	----------

About Acuité Ratings & Research

Acuité is a full-service Credit Rating Agency registered with the Securities & Exchange Board of India (SEBI). The company received RBI Accreditation as an External Credit Assessment Institution (ECAI) for Bank Loan Ratings under BASEL-II norms in the year 2012. Acuité has assigned ratings to various securities, debt instruments and bank facilities of entities spread across the country and across a wide cross section of industries. It has its Registered and Head Office in Kanjurmarg, Mumbai.

Disclaimer: An Acuité rating does not constitute an audit of the rated entity and should not be treated as a recommendation or opinion that is intended to substitute for a financial adviser's or investor's independent assessment of whether to buy, sell or hold any security. Ratings assigned by Acuité are based on the data and information provided by the issuer and obtained from other reliable sources. Although reasonable care has been taken to ensure that the data and information is true, Acuité, in particular, makes no representation or warranty, expressed or implied with respect to the adequacy, accuracy or completeness of the information relied upon. Acuité is not responsible for any errors or omissions and especially states that it has no financial liability whatsoever for any direct, indirect or consequential loss of any kind, arising from the use of its ratings. Ratings assigned by Acuité are subject to a process of surveillance which may lead to a revision in ratings as and when the circumstances so warrant. Please visit our website (www.acuite.in) for the latest information on any instrument rated by Acuité. Please visit <https://www.acuite.in/faqs.htm> to refer FAQs on Credit Rating.

ANNEXURE II – CONSENT OF THE DEBENTURE TRUSTEE

Appended overleaf

Consent letter from the Debenture Trustee to the Issue

Date: 4th March 2024

To,
ICL Fincorp Limited
No.61/1, VGP Complex First Avenue,
Ashok Nagar Chennai-600083,
Tamilnadu

Sub: Proposed public offering of Secured Redeemable Non-Convertible Debenture ("NCDs") aggregating up to ₹100 Crores ("Issue") of ICL Fincorp Limited ("Company" or "Issuer")

Dear Ma'am/Sir

We, the undersigned, hereby consent to be named as the debenture trustee to the Issue ("**Debenture Trustee**") and to our name being inserted as the Debenture Trustee to the Issue in the Draft Prospectus to be filed with the BSE Limited ("**Stock Exchanges**") and to be forwarded to Securities and Exchange Chennai ("**RoC**"), Stock Exchanges and to be forwarded to SEBI in respect of the Issue and also in all related advertisements and communications sent pursuant to the Issue. The following details with respect to us may be disclosed:


Name: MITCON Credentia Trusteeship Services Limited
Address: 1402/1403, B wing, Dalamal Tower, 14th Floor,
Free Press Journal Marg, 211 Nariman Point,
Mumbai 400 021, Maharashtra, India
Tel: (91) (22) 22828200
Fax: (91) (22) 22024553
Email: contact@mitconcredentia.in
Investor Grievance
Mail: investorgrievances@mitconcredentia.in
Website: www.mitconcredentia.in
Contact Person: Ms. Vaishali Urkude
SEBI Registration No: IND0000000596

Logo:



We confirm that we are registered with the SEBI and that such registration is valid as on the date of this letter. We enclose a copy of our registration certificate enclosed herein as **Annexure A** and declaration regarding our registration with SEBI as **Annexure B**.

We also confirm that we have not been prohibited by SEBI to act as an intermediary in capital market issues. We confirm that we have not been prohibited to act as a debenture trustee by the SEBI.



MITCON Credentia Trusteeship Services Limited (MCTSL)

A subsidiary of MITCON Consultancy & Engineering Services Limited CIN: U93000PN2018PLC180330

Principal address: 1402/ 03, B-Wing, 14th Flr, Dalamal Towers, Free Press Journal Marg, 211, Nariman Point, Mumbai - 400021 MH (India) | contact@mitconcredentia.in

Registered address: 1st Floor, Kubera Chambers, Shivajinagar, Pune 411005, Maharashtra (India) | +91-20-25533309, 25534322 | www.mitconcredentia.in

We hereby authorise you to deliver this letter of consent to the RoC, pursuant to the provisions of Section 26 of the Companies Act, 2013 and other applicable laws or any other regulatory/statutory authorities as required by law.


We also agree to keep strictly confidential, until such time as the proposed transaction is publicly announced by the Company in the form of a press release, (i) the nature and scope of this transaction; and (ii) our knowledge of the proposed transaction of the Company.

We confirm that we will immediately inform the Company and the 'Lead Manager' of any change to the above information until the date when the proposed public issue of NCDs commence trading on the Stock Exchanges. In the absence of any such communication from us, the above information should be taken as updated information until the NCDs commence trading.

This letter may be relied upon by you, the 'Lead Manager' and the legal advisor to the Issue in respect of the Issue.

Sincerely

For MITCON Credentia Trusteeship Services Limited



Name: Jatin Bhat

Designation: Head- Legal & Compliance

MITCON Credentia Trusteeship Services Limited (MCTSL)

A subsidiary of MITCON Consultancy & Engineering Services Limited CIN: U93000PN2018PLC180330

Principal address: 1402/ 03, B-Wing, 14th Flr, Dalamal Towers, Free Press Journal Marg, 211, Nariman Point, Mumbai - 400021 MH (India) | contact@mitconcredentia.in

Registered address: 1st Floor, Kubera Chambers, Shivajinagar, Pune 411005, Maharashtra (India) | +91-20-25533309, 25534322 | www.mitconcredentia.in

Annexure A

डिबेंचर न्यासी	प्रकार: छ FORM-B	DEBENTURE TRUSTEE
----------------	---------------------	-------------------

भारतीय प्रतिभूति और विनियम बोर्ड
SECURITIES AND EXCHANGE BOARD OF INDIA
 (डिबेंचर न्यासी) विनियम, 1993
 (DEBENTURE TRUSTEE) REGULATIONS, 1993
 000 280
 (विनियम 8)
 (Regulation 8)
रजिस्ट्रीकरण प्रमाणपत्र
CERTIFICATE OF REGISTRATION

1) बोर्ड, भारतीय प्रतिभूति और विनियम बोर्ड अधिनियम, 1992 के अधीन डिबेंचर न्यासी के लिए बनाए गए विनियमों और विनियमों के साथ पठित इस अधिनियम को धारा-12 की उपधारा (1) द्वारा प्रदत्त शक्तियों का प्रयोग करते हुए,
 1) In exercise of the powers conferred by sub-section (1) of section 12 of the Securities and Exchange Board of India Act, 1992, read with the rules and regulations made thereunder for the debenture trustee the Board hereby grants a certificate of registration to

MITCON CREDITIA TRUSTEESHIP SERVICES LIMITED
Kubera Chambers, 1st Floor
Shivajinagar,
Pune-411005, Maharashtra


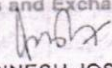
जो नियमों में, शर्तों के अधीन रहते हुए और विनियमों के अनुसार डिबेंचर न्यासी के रूप में रजिस्ट्रीकरण का प्रमाणपत्र इसके द्वारा प्रदान करता है।
 as a debenture trustee subject to the conditions in the rules and in accordance with the regulations.

2) डिबेंचर न्यासी के लिए रजिस्ट्रीकरण कोड
 2) Registration Code for the debenture trustee is **IND000000596**

This Certificate of registration shall be valid for permanent, unless suspended or cancelled by the Board

3) जब तक नवीकृत न किया जाए, रजिस्ट्रीकरण का प्रमाणपत्र से तक विधिवान्व है।
 3) Unless renewed, the certificate of registration is valid from to

स्थान Place : **Mumbai**
 तारीख Date : **March 17, 2022**


 आदेश से
 भारतीय प्रतिभूति और विनियम बोर्ड
 के लिए और उसकी ओर से
 By order
 For and on behalf of
Securities and Exchange Board of India

DINESH JOSHI
 प्राधिकृत हस्ताक्षरकर्ता Authorised Signatory

**MITCON Credentia Trusteeship Services Limited (MCTSL)**

A subsidiary of MITCON Consultancy & Engineering Services Limited CIN: U93000PN2018PLC180330

Principal address: 1402/ 03, B-Wing, 14th Flr, Dalamal Towers, Free Press Journal Marg, 211, Nariman Point, Mumbai - 400021 MH (India) | contact@mitconcredentia.inRegistered address: 1st Floor, Kubera Chambers, Shivajinagar, Pune 411005, Maharashtra (India) | +91-20-25533309, 25534322 | www.mitconcredentia.in

Annexure BDate: 4th March 2024

To,

ICL Fincorp LimitedNo.61/1, VGP Complex First Avenue,
Ashok Nagar Chennai-600083,
Tamilnadu**Sub: Proposed public offering of Secured Redeemable Non-Convertible Debenture ("NCDs") aggregating up to ₹100 Crores ("Issue") of ICL Fincorp Limited ("Company" or "Issuer")**

Dear Ma'am/Sir

We hereby confirm that as on date the following details in relation to our registration with the Securities and Exchange Board of India ("SEBI") as a Debenture Trustee is true and correct:

1.	Registration Number	IND000000596
2.	Date of registration/ Renewal of registration	March 17, 2022
3.	Date of expiry of registration	Permanent registration
4.	If applied for renewal, date of application	Not Applicable
5.	Any communication from SEBI prohibiting the entity from acting as an intermediary	None
6.	Any enquiry/ investigation being conducted by SEBI	None
7.	Details of any penalty imposed by SEBI	None

We hereby enclose a copy of our SEBI registration certificate.

We shall immediately intimate the Company of any changes, additions or deletions in respect of the matters covered in this certificate till the date when the securities of the Issuer, offered, issued and allotted pursuant to the Issue, are traded on the relevant Stock Exchanges. In the absence of any such communication the listing and trading of the non-convertible debentures on the relevant Stock Exchanges.

For MITCON Credentia Trusteeship Services Limited

Name: Jatin Bhat

Designation: Head- Legal & Compliance

**MITCON Credentia Trusteeship Services Limited (MCTSL)**

A subsidiary of MITCON Consultancy & Engineering Services Limited CIN: U93000PN2018PLC180330

Principal address: 1402/ 03, B-Wing, 14th Flr, Dalamal Towers, Free Press Journal Marg, 211, Nariman Point, Mumbai - 400021 MH (India) | contact@mitconcredentia.inRegistered address: 1st Floor, Kubera Chambers, Shivajinagar, Pune 411005, Maharashtra (India) | +91-20-25533309, 25534322 | www.mitconcredentia.in

ANNEXURE III – FINANCIAL STATEMENTS

Appended overleaf



Independent auditors review Report on unaudited consolidated quarterly financial results of ICL Fincorp Limited pursuant to Regulation 52 of the SEBI (Listing Obligations and Disclosure Requirements) Regulations, 2015

Review Report to

The Board of Directors
ICL Fincorp Limited
Irinjalakuda

We have reviewed the accompanying statement of unaudited Consolidated financial results of ICL Fincorp Limited for the period ended 31st December 2023. This statement is the responsibility of the management of ICL Fincorp Limited and has been approved by the Board of Directors. Our responsibility is to issue a report on these financial statements based on our review.

We conducted our review of the Statement in accordance with the Standard on Review Engagements (SRE) 2410 - "Review of Interim Financial Information Performed by the Independent Auditor of the Entity", issued by the Institute of Chartered Accountants of India. This standard requires that we plan and perform the review to obtain moderate assurance as to whether the financial statements are free of material misstatement. A review is limited primarily to inquiries of company personnel and analytical procedures applied to financial data and thus provide less assurance than an audit. We have not performed an audit and accordingly, we do not express an audit opinion.

Based on our review conducted as above, nothing has come to our attention that causes us to believe that the accompanying statement of unaudited Consolidated financial results prepared in accordance with applicable accounting standards and other recognized accounting practices and policies has not disclosed the information required to be disclosed in terms of Regulation 52 of the SEBI (Listing Obligations and Disclosure Requirements) Regulations, 2015, including the manner in which it is to be disclosed, or that it contains any material misstatement or that it has not been prepared in accordance with the relevant prudential norms issued by

the Reserve Bank of India in respect of income recognition, asset classification, provisioning, and other related matters.

The comparative financial information as at December 31, 2022, are based on the unaudited financial statements for the period ended December 31, 2022. Our conclusion is not modified in respect of this matter.


For Manikandan & Associates
Chartered Accountants
ICAI Firm Registration No: 008520S


C K Manikandan
[Partner]

Membership No: 208654

UDIN: 24208654 BK ABSG 1931

Place: Chalakudy
Date: 07-02-2024



ICL FINCORP LIMITED
CIN: U65191TN1991PLC021815
Reg. Office : No.61/1, VGP Complex First Avenue
Ashok Nagar, Chennai, Tamil Nadu, India, 600083
Corp Office : V.K.K Building, Main Road, Irinjalakuda, Thrissur (Dist.), Kerala - 680121
Phone: (0480) 2828071
EMAIL: info@iclfincorp.com
Website: www.iclfincorp.com

STATEMENT OF UNAUDITED CONSOLIDATED FINANCIAL RESULTS FOR THE QUARTER AND NINE MONTHS ENDED 31ST DECEMBER, 2023

(₹ In Lacs)

Sl. No.	Particulars	Quarter Ended			Nine Months ended		Year Ended
		31.12.2023	30.09.2023	31.12.2022	31.12.2023	31.12.2022	31.03.2023
		Unaudited	Unaudited	Unaudited	Unaudited	Unaudited	Audited
1	Income						
a	Revenue from Operations	7,354.78	3,325.93	2,651.08	10,796.96	7,869.66	11,308.10
b	Other Income	166.52	50.37	(16.36)	217.41	2.40	(44.27)
	Total Income	7,521.29	3,376.30	2,634.71	11,014.37	7,872.06	11,263.83
2	Expenses:						
a	Finance Costs	2,604.66	1,432.49	1,114.67	4,071.02	3,432.56	4,705.81
b	Impairment on financial instruments(net)	90.99	(114.60)	(140.70)	(22.93)	(22.35)	66.77
c	Employee benefits expense	1,806.54	844.37	732.76	2,680.71	2,062.14	2,870.68
d	Depreciation & amortisation expenses	604.59	287.88	55.20	905.75	549.16	1,102.42
e	Administrative and other expenses	2,242.99	732.78	840.08	3,008.71	1,725.84	2,094.13
	Total Expenses	7,349.77	3,182.92	2,602.01	10,643.26	7,747.34	10,839.81
3	Profit before Exceptional Items and Tax (1-2)	171.53	193.38	32.70	371.12	124.72	424.02
4	Exceptional Items	-	-	-	-	-	-
5	Profit before tax (3-4)	171.53	193.38	32.70	371.12	124.72	424.02
6	Tax Expenses:						
a	Current Tax	116.41	33.07	44.14	152.24	129.27	214.13
b	Deferred Tax	(49.21)	13.04	(0.09)	(34.81)	(58.47)	(3.19)
c	(Excess)/Short provision of Previous Years	-	-	-	-	(9.23)	(90.54)
	Total tax expenses	67.20	46.10	44.05	117.43	61.56	120.40
7	Profit after tax (5-6)	104.33	147.28	(11.35)	253.69	63.15	303.62
	Other Comprehensive Income (net of tax)						
A	(i) Items that will not be reclassified to Statement of Profit & Loss -Remeasurement Gains/ (Losses) on Defined Benefit Plan	3.45	(14.30)	(0.43)	(11.09)	0.11	9.64
	(ii) Income tax relating to items that will not be reclassified to Statement of Profit & Loss	1.51	3.59	0.12	5.22	2.05	(0.35)
B	(i) Items that will be reclassified to Statement of Profit & Loss -Gains/ (Losses) on Equity Instruments through Other Comprehensive Income	-	-	-	-	-	-
	(ii) Income tax relating to items that will be reclassified to Statement of Profit & Loss	-	-	-	-	-	-
8	Total Other Comprehensive Income for the period (net of tax)	4.96	(10.71)	(0.31)	(5.87)	2.16	9.29
9	Total Comprehensive Income for the period (7+8)	109.28	136.57	(11.66)	247.81	65.31	312.91
10	Paid up Equity Share Capital (Face Value per share Rs.1/-)	4,739.36	4,739.36	4,433.50	4,739.36	4,433.50	4,739.36
	Profit for the year attributable to						
	Equity holders of the parent	111.82	149.23	(9.95)	261.06	6,316.85	306.04
	Non-Controlling Interest	(5.42)	(1.95)	-1.40	(7.37)	(1.62)	(2.42)
	Other comprehensive income for the year, net of tax						
	Equity holders of the parent	4.96	(10.94)	(0.23)	(5.97)	213.07	9.24
	Non-Controlling Interest	(0.12)	0.22	(0.08)	0.10	2.96	0.05
	Total comprehensive income for the year, net of tax						
	Equity holders of the parent	116.79	138.30	(10.18)	255.08	6,529.92	315.28
	Non-Controlling Interest	(5.55)	(1.72)	(1.47)	(7.27)	1.35	(2.37)
11	Earnings Per equity share of Rs.1/- each						
	Basic and Diluted (not annualised in Rs.)	0.02	0.03	(0.00)	0.05	0.01	0.06

For and on behalf of the Board of directors of
ICL FINCORP LIMITED



K G Anilkumar
[Managing Director]
(DIN:00766739)

Place of Signature : Irinjalakuda
Date: 07-02-2024

ICL FINCORP LIMITED
CIN: U65191TN1991PLC021815
Reg. Office : No.61/1, VGP Complex First Avenue
Ashok Nagar, Chennai, Tamil Nadu, India, 600083
Corp Office : V.K.K Building, Main Road, Irinjalakuda, Thrissur (Dist.), Kerala - 680121
Phone: (0480) 2828071
EMAIL: info@iclfincorp.com
Website : www.iclfincorp.com

Notes:

- 1) These Unaudited Consolidated Financial results of ICL Fincorp Limited ("Company" or "Holding Company") for the quarter ended 31st December, 2023 have been prepared in accordance with the recognition and measurement principles of Indian Accounting Standards (Ind-AS) as prescribed under section 133 of Companies Act 2013 (the "Act") read with Companies (Indian Accounting Standards) Rules 2015 as amended from time to time, thereafter, and other accounting principles generally accepted in India and in compliance with the Regulation 33 and 52 of SEBI (Listing Obligations and Disclosure Requirements) Regulations, 2015, as amended.
- 2) The above results have been reviewed by the Audit Committee and approved by the Board of Directors at their meeting held on Wednesday, 7th February, 2024. A limited review of unaudited Financial results for the quarter ended 31st December, 2023 has been carried out by the statutory auditors and have issued unmodified review conclusion thereon.
- 3) The business of the Company falls within a single primary segment viz., financing, and hence, the disclosure requirement of Ind AS 108 - 'Operating Segments' is not applicable.
- 4) The Code of Social Security, 2020 (the "code") has been enacted. The date of coming into force of the various provisions of the Code is to be notified and the rules thereunder are yet to be announced. The potential impact of the change will be estimated and accounted in the period of notification.
- 5) Disclosure as per the notification no. RBI/DOR/2021-22/86 DOR.STR.REC.51/21.04.048/2021-22 dated 24th September, 2021 under Reserve Bank of India (Transfer of Loan Exposures) Directions, 2021 relating to the total amount of loans not in default/ stressed loans transferred and acquired to/ from other entities
 - a) The Group has not transferred through assignment in respect of loans not in default during the quarter ended 31st December, 2023.
 - b) The Group has not transferred / acquired any stressed loans during the quarter ended 31st December, 2023
- 6) The Group has maintained requisite full asset cover by way of hypothecation of all loan receivables, advances, Property, Plant and equipment and other unencumbered assets of the Company on its Secured listed Redeemable Non-Convertible Debentures as at 31st December, 2023.
- 7) Figures pertaining to the previous period have been rearranged / regrouped, wherever considered necessary, to make them comparable with those of the current period.
- 8) Information as required by Regulation 52(4) of SEBI (Listing Obligations & Disclosure Requirement) regulation 2015 as amended, is attached in Annexure I.
- 9) The figures for the quarter ended December 31, 2023 are the balancing figures between unaudited figures for the nine months ended December 31, 2023 and unaudited figures for the half year ended September 30, 2023.

For and on behalf of the board of directors of
ICL Fincorp Limited


K G Anilkumar
[Managing Director]
(DIN:00766739)

Place of Signature : Irinjalakuda
Date: 07-02-2024



ANNEXURE 1

Disclosure in compliance with Regulation 52(1) of Securities and Exchange Board of India (Listing Obligations and Disclosure Requirements) Regulations, 2015 for the quarter and Nine months ended December 31, 2023.

Sl NO.	Particulars	Note No.	Period Ended 31.12.2023	Period Ended 31.12.2022	Year Ended 31.03.2023
A	Debt-Equity Ratio	2	5.43	5.53	4.37
B	Debt-Service Coverage Ratio		NA	NA	NA
C	Interest Service Coverage Ratio		NA	NA	NA
D	Outstanding redeemable preference shares		204.00	204.00	204.00
E	Capital Redemption Reserve		NIL	NIL	NIL
F	Debenture Redemption Reserve		NIL	NIL	NIL
G	Net Worth (Rs. in Lacks)	3	8,039.29	7,067.21	7,831.81
	Outstanding Debt		47,428.22	38,590.55	37,231.85
H	Net Profit After Tax (Rs. in Lacks)		253.69	63.22	303.62
I	Earning Per Share				
i)	Basic (Rs)		0.05	0.01	0.06
ii)	Diluted (Rs)		0.05	0.01	0.06
J	Current Ratio		NA	NA	NA
K	Long term Debt to Working Capital		NA	NA	NA
L	Bad Debts to Account Receivable Ratio		NA	NA	NA
M	Current Liability Ratio		NA	NA	NA
N	Total Debts to Total Assets	4	0.73	0.75	0.71
O	Debtors Turnover		NA	NA	NA
P	Inventory Turnover		NA	NA	NA
Q	Operating Margin(%)		NA	NA	NA
R	Net Profit Margin(%)	5	0.02	0.01	0.03
S	Sector Specific Equivalent Ratios:				
i)	Stage 3 Loan Assets to Gross Loan Assets	6	1.37%	2.65%	3.84%
ii)	Net Stage 3 Loan Assets to Gross Loan Assets	7	1.21%	2.35%	3.52%
iii)	Capital Adequacy Ratio	8	15.04%	11.46%	17.21%
iv)	Provision Coverage Ratio	9	12.17%	11.28%	8.35%

Notes:

- The figures/ ratios which are not applicable to the Company, being an NBFC, are marked as "NA".
- Debt Equity Ratio=(Debt Securities+Borrowings(Other than debt securities)+Subordinated Liabilities)/(Equity Share Capital+Other Equity).
- Net Worth is calculated as defined in Sec2(57) of the Companies Act, 2013.
- Total Debts To Total Assets=(Debt Securities+Borrowings(Other than debt securities)+Subordinated Liabilities)/Total Assets.
- Net Profit Margin(%)=Net Profit After Tax/Total Income.
- Stage 3 Loan Assets to Gross Loan Assets=Stage 3 Loan Assets/Gross Loan Assets(Based on Principal amount of Loan Assets).
- Net Stage 3 Loan Assets to Gross Loan Assets=[Stage 3 Loan Assets-Expected Credit Loss provision for Stage 3 Loan Assets]/Gross Loan Assets (Based on Principal Amount of Loan Assets).
- Capital Adequacy Ratio has been computed as per RBI Guidelines.
- Provision Coverage Ratio=Expected Credit Loss provision for Stage 3 Loan Assets/Stage 3 Loan Assets.

Thank you,
For ICL Fincorp Limited

K G Anilkumar
(Managing Director)
(DIN:00766739)





Independent auditors review Report on unaudited standalone quarterly financial results of ICL Fincorp Limited pursuant to Regulation 52 of the SEBI (Listing Obligations and Disclosure Requirements) Regulations, 2015

Review Report to

The Board of Directors
ICL Fincorp Limited
Irinjalakuda

We have reviewed the accompanying statement of unaudited financial results of ICL Fincorp Limited for the period ended 31st December 2023. This statement is the responsibility of the management of ICL Fincorp Limited and has been approved by the Board of Directors. Our responsibility is to issue a report on these financial statements based on our review.

We conducted our review of the Statement in accordance with the Standard on Review Engagements (SRE) 2410 - "Review of Interim Financial Information Performed by the Independent Auditor of the Entity", issued by the Institute of Chartered Accountants of India. This standard requires that we plan and perform the review to obtain moderate assurance as to whether the financial statements are free of material misstatement. A review is limited primarily to inquiries of company personnel and analytical procedures applied to financial data and thus provides less assurance than an audit. We have not performed an audit and accordingly, we do not express an audit opinion.

Based on our review conducted as above, nothing has come to our attention that causes us to believe that the accompanying statement of unaudited financial results prepared in accordance with applicable accounting standards and other recognized accounting practices and policies has not disclosed the information required to be disclosed in terms of Regulation 52 of the SEBI (Listing Obligations and Disclosure Requirements) Regulations, 2015, including the manner in which it is to be disclosed, or that it contains any material misstatement or that it has not been prepared in accordance with the relevant prudential norms issued by the Reserve Bank of India in respect of income recognition, asset classification, provisioning, and other related matters.

The comparative financial information as at December 31, 2022, are based on the unaudited financial statements for the period ended December 31, 2022. Our conclusion is not modified in respect of this matter.

For Manikandan & Associates
Chartered Accountants
ICAI Firm Registration No: 008520S



C K Manikandan
[Managing Partner]
Membership No: 208654
UDIN: 24208654BKABSF6896

Place: Chalakudy
Date: 07-02-2024

ICL FINCORP LIMITED
CIN: U65191TN1991PLC021815
Reg. Office : No.61/1, VGP Complex First Avenue
Ashok Nagar, Chennai, Tamil Nadu, India, 600083
Corp Office : V.K.K Building, Main Road, Irinjalakuda, Thrissur (Dist.), Kerala - 680121
Phone: (0480) 2828071
EMAIL: info@iclfincorp.com
Website: www.iclfincorp.com

STATEMENT OF UNAUDITED STANDALONE FINANCIAL RESULTS FOR THE QUARTER AND NINE MONTHS ENDED 31ST DECEMBER, 2023

(₹ in Lacs)

Sl. No.	Particulars	Quarter Ended			Nine Months ended		Year Ended
		31.12.2023	30.09.2023	31.12.2022	31.12.2023	31.12.2022	31.03.2023
		Unaudited	Unaudited	Unaudited	Unaudited	Unaudited	Audited
1	Income						
a	Revenue from Operations	7,326.81	3,224.17	2,542.84	10,667.24	7,561.10	11,130.50
b	Other Income	140.82	49.61	(16.85)	190.95	1.04	(41.67)
	Total Income	7,467.63	3,273.78	2,525.99	10,858.19	7,562.14	11,088.83
2	Expenses:						
a	Finance Costs	2,707.77	1,398.67	1,073.07	4,140.32	3,314.45	4,775.67
b	Impairment on financial instruments(net)	89.75	(115.13)	(140.94)	(24.71)	(21.95)	67.27
c	Employee benefits expense	1,724.08	801.68	711.49	2,555.56	1,995.69	2,778.36
d	Depreciation & amortisation expenses	572.30	271.65	45.64	857.24	521.45	1,661.44
e	Administrative and other expenses	2,183.33	716.07	796.99	2,932.34	1,626.21	1,973.63
	Total Expenses	7,277.23	3,072.94	2,486.25	10,460.74	7,435.84	10,656.38
3	Profit before Exceptional Items and Tax (1-2)	190.40	200.84	39.74	397.44	126.30	432.45
4	Exceptional Items	-	-	-	-	-	-
5	Profit before tax (3-4)	190.40	200.84	39.74	397.44	126.30	432.45
6	Tax Expenses:						
a	Current Tax	116.10	33.37	45.53	152.24	127.98	213.78
b	Deferred Tax	(51.72)	12.40	(0.02)	(37.95)	(55.66)	(85.39)
c	(Excess)/Short provision of Previous Years	-	-	-	-	(9.23)	(9.23)
	Total tax expenses	64.38	45.77	45.50	114.28	63.08	119.16
7	Profit after tax (5-6)	126.02	155.07	(5.77)	283.16	63.22	313.29
	Other Comprehensive Income (net of tax)						
A	(i) Items that will not be reclassified to Statement of Profit & Loss - Remeasurement Gains/ (Losses) on Defined Benefit Plan	4.20	(15.51)	-	(11.55)	-	9.42
	(ii) Income tax relating to items that will not be reclassified to Statement of Profit & Loss	1.25	3.90	-	5.28	2.04	(0.33)
B	(i) Items that will be reclassified to Statement of Profit & Loss - Gains/ (Losses) on Equity Instruments through Other Comprehensive Income	-	-	-	-	-	-
	(ii) Income tax relating to items that will be reclassified to Statement of Profit & Loss	-	-	-	-	-	-
8	Total Other Comprehensive Income for the period (net of tax)	5.45	(11.60)	-	(6.27)	2.04	9.09
9	Total Comprehensive Income for the period (7+8)	131.46	143.46	(5.77)	276.88	65.26	322.38
10	Paid up Equity Share Capital (Face Value per share Rs.1/-)	4,739.36	4,739.36	4,433.50	4,739.36	4,433.50	4,739.36
11	Earnings Per equity share of Rs.1/- each						
	Basic and Diluted (not annualised in Rs.)	0.03	0.03	(0.00)	0.06	0.01	0.07

Place of Signature : Irinjalakuda
Date: 07-02-2024



For and on behalf of the board of directors of
ICL FINCORP LIMITED

K G Anilkumar
(Managing Director)
(DIN:00766739)

ICL FINCORP LIMITED
CIN: U65191TN1991PLC021815
Reg. Office : No.61/1, VGP Complex First Avenue
Ashok Nagar, Chennai, Tamil Nadu, India, 600083
Corp Office : V.K.K Building, Main Road, Irinjalakuda, Thrissur (Dist.), Kerala - 680121
Phone: (0480) 2828071
EMAIL: info@iclfincorp.com
Website :www.iclfincorp.com

Notes:

- 1) These Unaudited Standalone Financial results of ICL Fincorp Limited ("Company") for the quarter ended December 31, 2023 have been prepared in accordance with the recognition and measurement principles of Indian Accounting Standards (Ind-AS) as prescribed under section 133 of Companies Act 2013 (the "Act") read with Companies (Indian Accounting Standards) Rules 2015 as amended from time to time, thereafter, and other accounting principles generally accepted in India and in compliance with the Regulation 33 and 52 of SEBI (Listing Obligations and Disclosure Requirements) Regulations, 2015, as amended.
- 2) The above results have been reviewed by the Audit Committee and approved by the Board of Directors at their meeting held on Wednesday, 7th February, 2024. A limited review of unaudited Financial results for the quarter ended 31st December, 2023 has been carried out by the statutory auditors and have issued unmodified review conclusion thereon.
- 3) The business of the Company falls within a single primary segment viz., financing, and hence, the disclosure requirement of Ind AS 108 - 'Operating Segments' is not applicable.
- 4) The Code of Social Security, 2020 (the "code") has been enacted. The date of coming into force of the various provisions of the Code is to be notified and the rules thereunder are yet to be announced. The potential impact of the change will be estimated and accounted in the period of notification.
- 5) Disclosure as per the notification no. RBI/DOR/2021-22/86 DOR.STR.REC.51/21.04.048/2021-22 dated 24th September, 2021 under Reserve Bank of India (Transfer of Loan Exposures) Directions, 2021 relating to the total amount of loans not in default/ stressed loans transferred and acquired to/ from other entities
 - a) The company has not transferred through assignment in respect of loans not in default during the quarter ended 31st December, 2023.
 - b) The company has not transferred / acquired any stressed loans during the quarter ended 31st December, 2023
- 6) The Company has maintained requisite full asset cover by way of hypothecation of all loan receivables, advances, Property, Plant and equipment and other unencumbered assets of the Company on its Secured listed Redeemable Non-Convertible Debentures as at 31st December, 2023.
- 7) Figures pertaining to the previous period have been rearranged / regrouped, wherever considered necessary, to make them comparable with those of the current period.
- 8) Information as required by Regulation 52(4) of SEBI (Listing Obligations & Disclosure Requirement) regulation 2015 as amended, is attached in Annexure 1.
- 9) The figures for the quarter ended December 31, 2023 are the balancing figures between unaudited figures for the nine months ended December 31, 2023 and unaudited figures for the half year ended September 30, 2023.



Place of Signature : Irinjalakuda
Date: 07-02-2024

For and on behalf of the board of directors of
ICL Fincorp Limited


K G Anilkumar
[Managing Director]
(DIN:00766739)

ANNEXURE 1

Disclosure in compliance with Regulation 52(4) of Securities and Exchange Board of India (Listing Obligations and Disclosure Requirements) Regulations, 2015 for the quarter and Nine months ended December 31,2023.

SI NO.	Particulars	Note No.	Period Ended	Period Ended	Year Ended
			31.12.2023	31.12.2022	31.03.2023
A	Debt-Equity Ratio	2	5.60	5.05	4.56
B	Debt-Service Coverage Ratio		NA	NA	NA
C	Interest Service Coverage Ratio		NA	NA	NA
D	Outstanding redeemable preference shares		284.00	284.00	284.00
E	Capital Redemption Reserve		NIL	NIL	NIL
F	Debenture Redemption Reserve		NIL	NIL	NIL
G	Net Worth(Rs. in Lacks)	3	8,102.30	7,067.21	7,877.89
	Outstanding Debt		48,202.43	37,278.90	38,134.52
H	Net Profit After Tax(Rs. in Lacks)		283.16	63.22	313.29
I	Earning Per Share				
i)	Basic (Rs)		0.06	0.01	0.07
ii)	Diluted (Rs)		0.06	0.01	0.07
J	Current Ratio		NA	NA	NA
K	Long term Debt to Working Capital		NA	NA	NA
L	Bad Debts to Account Receivable Ratio		NA	NA	NA
M	Current Liability Ratio		NA	NA	NA
N	Total Debts to Total Assets	4	0.75	0.75	0.72
O	Debtors Turnover		NA	NA	NA
P	Inventory Turnover		NA	NA	NA
Q	Operating Margin(%)		NA	NA	NA
R	Net Profit Margin(%)	5	0.03	0.01	0.03
S	Sector Specific Equivalent Ratios:				
i)	Stage 3 Loan Assets to Gross Loan Assets	6	1.38%	2.65%	3.84%
ii)	Net Stage 3 Loan Assets to Gross Loan Assets	7	1.21%	2.35%	3.52%
iii)	Capital Adequacy Ratio	8	12.71%	11.46%	12.92%
iv)	Provision Coverage Ratio	9	12.45%	11.28%	8.35%

Notes:

- 1 The figures/ ratios which are not applicable to the Company, being an NBFC, are marked as "NA".
- 2 Debt Equity Ratio=(Debt Securities+Borrowings(Other than debt securities)+Subordinated Liabilities)/(Equity Share Capital+Other Equity).
- 3 Net Worth is calculated as defined in Sec2(57) of the Companies Act, 2013.
- 4 Total Debts To Total Assets=(Debt Securities+Borrowings(Other than debt securities)+Subordinated Liabilities)/Total Assets.
- 5 Net Profit Margin(%)=Net Profit After Tax/Total Income.
- 6 Stage 3 Loan Assets to Gross Loan Assets=Stage 3 Loan Assets/Gross Loan Assets(Based on Principal amount of Loan Assets).
- 7 Net Stage 3 Loan Assets to Gross Loan Assets=(Stage 3 Loan Assets-Expected Credit Loss provision for Stage 3 Loan Assets)/Gross Loan Assets (Based on Principal Amount of Loan Assets).
- 8 Capital Adequacy Ratio has been computed as per RBI Guidelines.
- 9 Provision Coverage Ratio=Expected Credit Loss provision for Stage 3 Loan Assets/Stage 3 Loan Assets.

Thank you,
For ICL Fincorp Limited

K G Anilkumar
(Managing Director)
(DIN:00766739)





Independent Auditor's Report

To the members of ICL Fincorp Limited

Report on the Audit of the Consolidated Financial Statements

Opinion

We have audited the accompanying Consolidated Financial statements of **M/s. ICL Fincorp Limited** ("the Holding Company") and its subsidiary, (the Holding Company and its subsidiary together referred to as the "Group"), which comprises the Consolidated Balance Sheet as at 30th June, 2023, and the Consolidated Statement of Profit and Loss (including Other Comprehensive Income), the Consolidated Cash Flow Statement and the Consolidated Statement of Changes in Equity for the period then ended, and the notes to Consolidated Financial statements, including a summary of the significant accounting policies and other explanatory information.

In our opinion and to the best of our information and according to the explanations given to us, the aforesaid consolidated financial statements give the information required by the Companies Act, 2013 ("the Act") in the manner so required and give a true and fair view in conformity with the Indian Accounting Standards prescribed under section 133 of the Act read with the Companies (Indian Accounting Standards) Rules, 2015, as amended, ("Ind AS") and other accounting principles generally accepted in India, of the consolidated state of affairs of the Group as at 30th June, 2023, and their consolidated profit, their consolidated total comprehensive income, their consolidated cash flows and their consolidated changes in equity for the period ended on that date.

Basis for Opinion

We conducted our audit of the consolidated financial statements in accordance with the Standards on Auditing specified under section 143(10) of the Act (SAs). Our responsibilities under those Standards are further described in the Auditor's Responsibility for the Audit of the Consolidated Financial Statements section of our report. We are independent of the Group in accordance with the Code of Ethics issued by the Institute of Chartered Accountants of India (ICAI) together with the ethical requirements that are relevant to our audit of the consolidated financial statements under the provisions of the Act and the Rules made thereunder, and we have fulfilled our other ethical responsibilities in accordance with these requirements and the ICAI's Code of Ethics. We believe that the audit evidence obtained by us is sufficient and appropriate to provide a basis for our audit opinion on the consolidated financial statements.

**Key audit matters**

Key audit matters are those matters that, in our professional judgment, were of most significance in our audit of the Consolidated financial statements of the current period. These matters were addressed in the context of our audit of the Consolidated financial statements as a whole, and in forming our opinion thereon, and we do not provide a separate opinion on these matters.

Reporting of key audit matters as per SA 701, Key Audit Matters are not applicable to the Company as it is an unlisted company.

Information other than the Consolidated financial statements and auditor's report thereon (Other Information).

The Holding Company's Board of Directors is responsible for the other information. The other information comprises the information included in the Annual Report but does not include the consolidated financial statements and our auditor's report thereon. This is the audit report in respect of the quarter ended on 30th June, 2023 and the annual report will be available after finalization of annual financial statements.

Our opinion on the consolidated financial statements does not cover the other information and we will not express any form of assurance conclusion thereon.

In connection with our audit of the consolidated financial statements, our responsibility is to read the other information identified above when it becomes available and, in doing so, consider whether the other information is materially inconsistent with the consolidated financial statements or our knowledge obtained in the audit, or otherwise appears to be materially misstated.

When we read the information included in the Annual Report, if we conclude that there is a material misstatement therein, we are required to communicate the matter to those charged with governance under SA 720 'The Auditor's responsibilities Relating to Other Information'. We have nothing to report in this regard as this is only report on quarterly financial statements.

Responsibilities of Management and Those Charged with Governance for the Consolidated Financial Statements.

The Holding Company's Board of Directors is responsible for the matters stated in section 134(5) of the Act with respect to the preparation and presentation of these consolidated financial statements that give a true and fair view of the consolidated financial position, consolidated financial performance including other comprehensive income, consolidated cash flows and consolidated changes in equity of the Group in accordance with the Ind AS and other accounting principles generally accepted in India. The respective Board of Directors of the companies included in the Group are responsible for maintenance of adequate accounting records in accordance with the provisions of the Act for safeguarding the assets of the Group and for preventing and detecting frauds and other irregularities; selection and application of appropriate accounting policies; making judgments and estimates that are reasonable and prudent; and design, implementation and maintenance of adequate internal financial controls, that were operating effectively for ensuring accuracy and completeness of the accounting records, relevant to the preparation and presentation of the financial statements that give a



true and fair view and are free from material misstatement, whether due to fraud or error, which have been used for the purpose of preparation of the consolidated financial statements by the Directors of the Holding Company, as aforesaid.

In preparing the consolidated financial statements, the respective Board of Directors of the companies included in the Group are responsible for assessing the ability of the Group to continue as a going concern, disclosing, as applicable, matters related to going concern and using the going concern basis of accounting unless the management either intends to liquidate or to cease operations, or has no realistic alternative but to do so.

The respective Board of Directors of the companies included in the Group are also responsible for overseeing the Company's financial reporting process of the Group.

Auditor's responsibility for the audit of the consolidated financial statements

Our objectives are to obtain reasonable assurance about whether the consolidated financial statements as a whole are free from material misstatement, whether due to fraud or error, and to issue an auditor's report that includes our opinion. Reasonable assurance is a high level of assurance, but is not a guarantee that an audit conducted in accordance with SAs will always detect a material misstatement when it exists. Misstatements can arise from fraud or error and are considered material if, individually or in the aggregate, they could reasonably be expected to influence the economic decisions of users taken on the basis of these consolidated financial statements

As part of an audit in accordance with SAs, we exercise professional judgment and maintain professional skepticism throughout the audit. We also:

- Identify and assess the risks of material misstatement of the consolidated financial statements, whether due to fraud or error, design and perform audit procedures responsive to those risks, and obtain audit evidence that is sufficient and appropriate to provide a basis for our opinion. The risk of not detecting a material misstatement resulting from fraud is higher than for one resulting from error, as fraud may involve collusion, forgery, intentional omissions, misrepresentations, or the override of internal control.
- Obtain an understanding of internal control relevant to the audit in order to design audit procedures that are appropriate in the circumstances. Under section 143(3)(i) of the Act, we are also responsible for expressing our opinion on whether the Holding Company has adequate internal financial controls system in place and the operating effectiveness of such controls.
- Evaluate the appropriateness of accounting policies used and the reasonableness of accounting estimates and related disclosures made by the management.
- Conclude on the appropriateness of management's use of the going concern basis of accounting and, based on the audit evidence obtained, whether a material uncertainty exists related to events or conditions that may cast significant doubt on the ability of the Group to continue as a going concern. If we conclude that a material uncertainty exists, we are required to draw attention in our auditor's report to the related disclosures in the consolidated financial statements or, if such disclosures are inadequate, to modify our opinion. Our conclusions are based on the audit evidence obtained up to the date of our auditor's report. However, future events or conditions may cause the Group to cease to continue as a going concern.



- Evaluate the overall presentation, structure and content of the consolidated financial statements, including the disclosures, and whether the consolidated financial statements represent the underlying transactions and events in a manner that achieves fair presentation.

- Obtain sufficient appropriate audit evidence regarding the financial information of the entities or business activities within the Group to express an opinion on the consolidated financial statements. We are responsible for the direction, supervision and performance of the audit of the financial statements of such entities or business activities included in the consolidated financial statements of which we are the independent auditors.

Materiality is the magnitude of misstatements in the consolidated financial statements that, individually or in aggregate, makes it probable that the economic decisions of a reasonably knowledgeable user of the consolidated financial statements may be influenced. We consider quantitative materiality and qualitative factors in (i) planning the scope of our audit work and in evaluating the results of our work; and (ii) to evaluate the effect of any identified misstatements in the consolidated financial statements.

We communicate with those charged with governance of the Holding Company and such other entities included in the consolidated financial statements of which we are the independent auditors regarding, among other matters, the planned scope and timing of the audit and significant audit findings, including any significant deficiencies in internal control that we identify during our audit.

We also provide those charged with governance with a statement that we have complied with relevant ethical requirements regarding independence, and to communicate with them all relationships and other matters that may reasonably be thought to bear on our independence, and where applicable, related safeguards.

From the matters communicated with those charged with governance, we determine those matters that were of most significance in the audit of the consolidated financial statements of the current period and are therefore the key audit matters. We describe these matters in our auditor's report unless law or regulation precludes public disclosures about the matter or when, in extremely rare circumstances, we determine that a matter should not be communicated in our report because the adverse consequences of doing so would reasonably be expected to outweigh the public interest benefits of such communication.

Other Matter

The management of the holding company identified fraud involving an amount of Rs. 3,19,00,000/- of which the company has recovered an amount of Rs. 59,00,000/-. The net loss on account of fraud having written off in the books of accounts during the audit period. Since it is already identified and reported by the management we have not filed form ADT - 4 in this regard.

Report on Other Legal and Regulatory Requirements

1. As required by Section 143(3) of the Act, based on our audit, we report, to the extent applicable, that:



a) We have sought and obtained all the information and explanations which to the best of our knowledge and belief were necessary for the purposes of our audit of the aforesaid consolidated financial statements.

b) In our opinion, proper books of account as required by law relating to preparation of the aforesaid consolidated financial statements have been kept so far as it appears from our examination of those books.

c) The Consolidated Balance Sheet, the Consolidated Statement of Profit and Loss including Other Comprehensive Income, the Consolidated Cash Flow Statement and Consolidated Statement of Changes in Equity dealt with by this Report are in agreement with the relevant books of account maintained for the purpose of preparation of consolidated financial statements.

d) In our opinion, the aforesaid consolidated financial statements comply with the Ind AS specified under Section 133 of the Act.

e) On the basis of the written representations received from the directors of the Holding Company and Subsidiary company as on 30th June, 2023 taken on record by the Board of Directors of the Holding Company and subsidiary company, none of the directors of the Group companies are disqualified as on 30th June, 2023 from being appointed as a director in terms of Section 164(2) of the Act.

f) With respect to the adequacy of the internal financial controls over financial reporting of the Group and the operating effectiveness of such controls, refer to our separate Report in "Annexure A".

g) With respect to the other matters to be included in the Auditor's Report in accordance with Rule 11 of the Companies (Audit and Auditors) Rules, 2014, as amended in our opinion and to the best of our information and according to the explanations given to us:

- i. The Company has disclosed the impact of pending litigations on its financial position in its Consolidated financial statements – Refer Note 45 to the Consolidated financial statements.
- ii. The Group did not have any material foreseeable losses on long-term contracts including derivative contracts.
- iii. There were no amounts which were required to be transferred, to the Investor Education and Protection Fund by the Holding Company and its Subsidiary Company incorporated in India.
- iv. Under Rule 11(e)
 - (i) The management of the Holding Company and its subsidiary company which are incorporated in India have represented to us, to the best of its knowledge and belief, no funds have been advanced or loaned or invested (either from borrowed funds or share premium or any other sources or kind of funds) by the Holding Company or its Subsidiary to or in any other person(s) or entity(ies), including foreign entities ("Intermediaries"), with the understanding, whether recorded in writing or otherwise, that the Intermediary shall, directly or indirectly lend or invest in other persons or entities identified in any manner whatsoever by or on behalf of the Holding Company or its Subsidiary ("Ultimate Beneficiaries") or provide any guarantee, security or the like on behalf of the Ultimate Beneficiaries;



- (ii) The management of the Holding company and its subsidiary company which are incorporated in India have represented to us, to the best of its knowledge and belief, no funds have been received by the Holding company or its Subsidiary company from any person(s) or entity(ies), including foreign entities ("Funding Parties"), with the understanding, whether recorded in writing or otherwise, as on the date of this audit report, that the Holding company or its Subsidiary company shall, directly or indirectly, lend or invest in other persons or entities identified in any manner whatsoever by or on behalf of the Funding Party ("Ultimate Beneficiaries") or provide any guarantee, security or the like on behalf of the Ultimate Beneficiaries; and
- (iii) Based on the audit procedures performed that have been considered reasonable and appropriate in the circumstances, and according to the information and explanations provided to us by the Management of Holding company and its subsidiary company in this regard nothing has come to our notice that has caused us to believe that the representations under sub-clause (i) and (ii) contain any material mis-statement.

2. With respect to the other matters to be included in the Auditor's Report in accordance with the requirements of section 197(16) of the Act, as amended, In our opinion and to the best of our information and according to the explanations given to us, the remuneration paid by the Holding Company to its directors during the period is in accordance with the provisions of section 197 of the Act.

For Manikandan & Associates
Chartered Accountants
ICAI Firm Reg No: 00B520S

CHAMBAKARA
KRISHNANKUTTY
MANIKANDAN

Digitally signed by
CHAMBAKARA KRISHNANKUTTY
MANIKANDAN
Date: 2023.10.26 17:58:14 +05'30'

C K Manikandan
[Partner]
Membership No.208654
UDIN: 23208654BGSIH3091

Place: Chalakudy
Date: 03rd October, 2023



Annexure 'A' to the Independent Auditors' Report of ICL Fincorp Limited for the period ended 30th June, 2023

Report on the Internal Financial Controls over Financial Reporting under Clause (i) of Sub-section 3 of Section 143 of the Companies Act, 2013 ('the Act')

In conjunction with our audit of the consolidated Ind AS financial statements of the Company as of and for the quarter ended 30th June, 2023, we have audited the internal financial controls over financial reporting of ICL Fincorp Limited ('the Holding Company') and its subsidiary company, which includes internal financial controls over financial reporting of the Company's and its subsidiary which are companies incorporated in India, as of that date.

Management's Responsibility for Internal Financial Controls

The respective Board of Directors of the Holding company and its subsidiary company, which are companies incorporated in India, are responsible for establishing and maintaining internal financial controls based on the internal control with reference to Consolidated financial statements criteria established by the respective Companies considering the essential components of internal control stated in the guidance note on Audit of Internal Financial Controls Over Financial Reporting issued by the Institute of Chartered Accountants of India ('ICAI'). These responsibilities include the design, implementation and maintenance of adequate internal financial controls that were operating effectively for ensuring the orderly and efficient conduct of its business, including adherence to the respective company's policies, the safeguarding of its assets, the prevention and detection of frauds and errors, the accuracy and completeness of the accounting records, and the timely preparation of reliable financial information, as required under the Companies Act, 2013.

Auditors' Responsibility

Our responsibility is to express an opinion on the internal financial controls with reference to Consolidated financial statements of the Holding Company, its subsidiary company, which are incorporated in India, based on our audit. We conducted our audit in accordance with the guidance note on audit of internal financial controls over financial reporting (the 'Guidance Note') issued by the Institute of Chartered Accountants of India and the Standards on Auditing, prescribed under section 143 (10) of the Companies Act, 2013, to the extent applicable to an audit of internal financial controls. Those Standards and the Guidance Note require that we comply with ethical requirements and plan and perform the audit to obtain reasonable assurance about whether adequate internal financial controls with reference to Consolidated financial statements was established and maintained and if such controls operated effectively in all material respects.

Our audit involves performing procedures to obtain audit evidence about the adequacy of the internal financial controls system with reference to Consolidated financial statements and their operating effectiveness. Our audit of internal financial controls with reference to Consolidated financial statements included obtaining an understanding of internal financial controls with reference to Consolidated financial statements, assessing the risk that a material weakness exists, and testing and evaluating the design and operating effectiveness of internal control based on the assessed risk. The procedures selected depend on the auditor's judgment, including the assessment of the risks of material misstatement of the financial statements, whether due to fraud or error.



We believe that the audit evidence we have obtained is sufficient and appropriate to provide a basis for our audit opinion on the internal financial controls system with reference to Consolidated financial statements of the Holding Company and its subsidiary company, which is company incorporated in India.

Meaning of Internal Financial Controls with reference to Consolidated financial statements

A company's internal financial control with reference to Consolidated financial statements is a process designed to provide reasonable assurance regarding the reliability of financial reporting and the preparation of financial statements for external purposes in accordance with generally accepted accounting principles. A company's internal financial control with reference to Consolidated financial statements includes those policies and procedures that (i) pertain to the maintenance of records that, in reasonable detail, accurately and fairly reflect the transactions and dispositions of the assets of the company; (ii) provide reasonable assurance that transactions are recorded as necessary to permit preparation of Consolidated financial statements in accordance with generally accepted accounting principles, and that receipts and expenditures of the company are being made only in accordance with authorizations of management and directors of the company; and (iii) provide reasonable assurance regarding prevention or timely detection of unauthorized acquisition, use, or disposition of the company's assets that could have a material effect on the Consolidated financial statements.

Inherent Limitations of Internal Financial Controls with reference to Consolidated financial statements

Because of the inherent limitations of internal financial controls with reference to Consolidated financial statements, including the possibility of collusion or improper management override of controls, material misstatements due to error or fraud may occur and not be detected. Also, projections of any evaluation of the internal financial controls with reference to Consolidated financial statements to future periods are subject to the risk that the internal financial control with reference to Consolidated financial statements may become inadequate because of changes in conditions, or that the degree of compliance with the policies or procedures may deteriorate.

Opinion

In our opinion to the best of our information and according to the explanations given to us, the Holding Company and its subsidiary company, which are companies incorporated in India, have, in all material respects, an adequate internal financial control system with reference to Consolidated financial statements and such internal financial controls with reference to Consolidated financial statements were operating effectively as at 30th June, 2023, based on the criteria for internal financial control with reference to Consolidated financial statements established by the respective Companies considering the essential components of internal control stated in the guidance note on Audit of Internal Financial Controls Over Financial Reporting issued by the ICAI.

Place: Chalakudy
Date: 03rd October, 2023

For Manikandan & Associates
Chartered Accountants
ICAI Firm Reg No: 0085205

CHAMBAKARA
KRISHNAMURTHY
MANIKANDAN

Digitally signed by
Chambakara Krishnamurthy
at 00:00:00 on
Date: 2023.10.26 11:59:37 +05'30'

C K Manikandan
[Partner]
Membership No. 208654
UDIN: 23208654BGSIH3091

ICL Fincorp Limited
Consolidated Balance Sheet as at 30-June-2023
(All amounts are in Thousands of Indian Rupees unless otherwise stated)

Assets	Notes	30-Jun-23	31-Mar-23
Financial Assets			
Cash and Cash Equivalents	8	1,41,684.61	97,900.74
Bank Balances other than above	9	55,645.10	53,195.10
Loans	10	41,97,444.47	40,30,443.40
Investments	11	51,734.07	47,086.51
Other Financial Asset	12	4,74,138.40	3,43,887.64
		49,20,646.66	45,72,513.39
Non-Financial Assets			
Current tax assets	13	38,102.33	32,892.22
Deferred tax assets (net)	33	43,662.78	41,529.54
Property, Plant and Equipment	14(A)	3,15,004.55	3,25,518.70
Capital work in progress	14(B)	3,631.72	3,631.72
Right-of-Use Asset	14(C)	1,09,376.55	1,14,472.96
Goodwill		44,786.26	44,786.26
Other Intangible Assets	15	1,690.67	1,761.02
Other Non-Financial Asset	16	1,62,845.90	1,39,479.71
		7,19,180.75	7,04,072.14
TOTAL		56,39,827.41	52,76,585.53
Liabilities and Equity			
Financial Liabilities			
Trade payables	17		
(A) total outstanding dues of micro enterprises and small enterprises; and		-	632.41
(B) total outstanding dues of creditors other than micro enterprises and small enterprises.		10,728.15	13,749.97
Debt Securities	18	32,83,718.00	32,45,024.00
Borrowings (Other than Debt Securities)	19	4,43,965.69	2,08,965.68
Subordinate Liabilities	20	2,69,195.00	2,69,195.00
Lease Liability	14(C)	1,07,263.16	1,10,298.59
Other financial liabilities	21	5,32,204.24	4,41,299.16
		46,47,074.24	42,89,164.81
Non-Financial Liabilities			
Provisions	22	61,052.14	63,041.51
Other non-financial liabilities	23	8,290.54	11,030.96
		69,342.68	74,072.47
Equity			
Equity Share capital	24	4,73,935.61	4,73,935.61
Other Equity	25	3,87,156.47	3,77,143.19
Equity attributable to equity holders of parent		8,61,092.08	8,51,078.80
Non-controlling Interest		62,318.42	62,269.45
Total equity		9,23,410.49	9,13,348.25
TOTAL		56,39,827.41	52,76,585.53


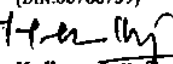
Summary of significant accounting policies 6
The accompanying notes are an integral part of the financial statements.



As per our report of even date
For Manikandan and Associates
Chartered Accountants
ICAI Firm Reg No.: 008520S


C K Manikandan
[Partner]
Membership no.: 208654

Place: Chalakudy
Date: 03-10-2023

For and on behalf of the board of directors of
ICL Fincorp Limited


K G Anilkumar
[Managing Director]
(DIN:00766739)

Madhavankutty T
[Chief Financial Officer]
Place: Irinjalakuda
Date: 03-10-2023


Umadevi Anilkumar
[Whole Time Director]
(DIN: 04434467)

Visalakshy V
[Company Secretary]



ICL Fincorp Limited
Consolidated Cash flow statement for the quarter ended 30-Jun-2023
(All amounts are in Thousands of Indian Rupees unless otherwise stated)

Particulars	30-Jun-23	31-Mar-23
Net Profit before tax	13,720.43	42,401.96
Adjustments for:		
Depreciation and amortization expense	27,355.66	1,10,241.63
Impairment on financial instruments	4,495.90	6,677.42
Provision for Gratuity	4,480.99	3,124.68
Provision for loss on account of fraud	(11,954.63)	4,080.90
Provision for TDS Default	65.82	(112.87)
Net (Gain)/Loss on current investment due to market fluctuation	(6,942.44)	9,256.57
Finance cost	3,493.79	13,591.92
Interest on Fixed deposit	(348.00)	(1,366.89)
Dividend on Investments	(132.82)	(777.39)
Lease payments	9,886.58	41,408.20
Profit/(Loss) on sale of Property, Plant and Equipment	-	-
Net (Gain)/Loss on sale of Investments	(82.65)	436.98
Operating profit before working capital changes	44,038.63	2,28,963.10
Changes in working capital:		
Decrease / (increase) in non-financial asset	(23,366.18)	(2,498.77)
Decrease / (increase) in loans	(1,71,496.97)	(5,20,339.89)
Decrease / (increase) in Investments	(4,647.56)	(5,917.18)
Decrease / (increase) in current tax assets	(5,583.09)	1,175.45
Decrease / (increase) in other financial asset	(1,30,250.77)	(87,036.45)
Increase / (decrease) in trade payables	(3,654.23)	3,984.17
Increase / (decrease) in other financial liabilities	90,905.08	76,977.77
Increase / (decrease) in Lease Liability (Net)	(3,035.43)	42,254.72
Increase / (decrease) in other non-financial liabilities	(2,740.42)	(3,501.89)
Cash generated from / (used in) operations	(2,09,830.94)	(2,65,938.96)
Net income Taxes Paid	-	(13,986.39)
Net cash flow from/ (used in) operating activities (A)	(2,09,830.94)	(2,79,925.35)
Cash flows from investing activities		
Net Gain/(Loss) on sale of Investments	82.65	(436.98)
Net (Gain)/Loss on current investment due to market fluctuation	6,942.44	(9,256.57)
Purchase of property, plant and equipments including CWIP	(7,866.81)	(1,48,682.81)
Dividend on Investments	132.82	777.39
Purchase of intangible assets	-	(180.21)
Sale of property, plant and equipments	-	-
Bank balance not considered as cash and cash equivalents	(2,450.00)	2,160.00
Net cash flow from/ (used in) investing activities (B)	(3,158.90)	(1,55,619.18)
Cash flows from financing activities		
Proceed from Debt Security (Net)	38,694.00	5,61,164.00
Proceed from Borrowings (Net)	2,35,000.01	(69,920.16)
Proceed from Subordinate Liabilities (Net)	-	(35,845.00)
Finance cost	(3,493.79)	(13,591.92)
Interest on Fixed deposit	348.00	1,366.89
Proceeds from issue of equity share capital	-	76,465.23
Payment of Preference dividend	-	(3,989.14)
Lease payments	(9,886.58)	(41,408.20)
Right to Use Asset (Net)	(3,887.94)	(78,285.63)
Net cash flow from/ (used in) financing activities (C)	2,56,773.70	3,95,956.07
Net increase/(decrease) in cash and cash equivalents (A + B + C)	43,783.86	(39,588.46)
Cash and cash equivalents at the beginning of the year	97,900.74	1,37,489.21
Cash and cash equivalents at the end of the year	1,41,684.61	97,900.74
Components of cash and cash equivalents		
Cash on hand	35,968.43	26,078.10
With banks	1,05,716.18	71,822.64
Total cash and cash equivalents (Note B)	1,41,684.61	97,900.74

Summary of significant accounting policies

6

As per our report of even date
 For Manikandan and Associates
 Chartered Accountants
 ICAI Firm Reg No.: 008520S

C.K. Manikandan
 [Partner]
 Membership no.: 208654

Place: Chalakudy
 Date: 03-10-2023

For and on behalf of the board of directors of
 ICL Fincorp Limited

K.G. Anilkumar
 [Managing Director]
 (DIN: 00766739)

Umadevi Anilkumar
 [Whole Time Director]
 (DIN: 01434467)

Madhavankutty V
 [Chief Financial Officer]
 Place: Irinjalakuda
 Date: 03-10-2023

[Company Secretary]



ICL Fincorp Limited
Consolidated Statement of profit and loss for the quarter ended 30-June-2023
(All amounts are in Thousands of Indian Rupees unless otherwise stated)

	Notes	30-Jun-23	31-Mar-23
(I) Income			
Revenue from operations	26		
I) Interest Income		3,51,238.35	11,21,886.20
II) Revenue from other Financial Services		2,053.56	8,923.47
Other income	27	8,002.29	(4,426.84)
Total Income		3,61,294.20	11,26,382.83
(II) Expenses			
Finance costs	28	1,29,255.47	4,70,580.89
Impairment of Financial Instruments	29	4,495.90	6,677.42
Employee benefits expense	30	88,221.65	2,87,068.15
Depreciation and amortization expense	31	27,355.66	1,10,241.63
Other expenses	32	98,245.09	2,09,412.77
Total Expenses		3,47,573.77	10,83,980.86
(III) Profit/(loss) before tax (I) - (II)		13,720.43	42,401.96
(IV) Tax expenses	33		
Current tax		7,439.63	21,413.01
(Excess)/Short provision of Previous Years		-	(319.38)
Deferred tax(Income)/Expense		(2,304.54)	(9,054.02)
Total tax expenses		5,135.09	12,039.61
(V) Profit/(loss) for the year (III) - (IV)		8,585.35	30,362.35
(VI) Other comprehensive income			
Items that will not be re classified to profit or loss - Remeasurements of the defined benefit asset		1,648.19	964.36
Income tax relating to items that will not be reclassified to profit or loss		(171.30)	(35.13)
Total other comprehensive income		1,476.89	929.23
Total comprehensive income for the year (V) + (VI)		10,062.24	31,291.59
<i>(Comprising profit and other comprehensive income for the year)</i>			
Profit for the year attributable to			
Equity holders of the parent		8,533.42	30,604.04
Non-Controlling Interest		51.93	(241.69)
Other comprehensive income for the year, net of tax			
Equity holders of the parent		1,479.86	924.12
Non-Controlling Interest		(2.97)	5.11
Total comprehensive income for the year, net of tax			
Equity holders of the parent		10,013.28	31,528.15
Non-Controlling Interest		48.96	(236.58)
Earnings per equity share	34		
<i>[nominal value of share ₹10]</i>			
Basic (in ₹)		0.18	0.64
Diluted (in ₹)		0.18	0.64
Summary of significant accounting policies	6		
The accompanying notes are an integral part of the financial statements.			

As per our report of even date
For Manikandan and Associates
Chartered Accountants
ICAI Firm Reg No.: 0085205

C K Manikandan
[Partner]
Membership no.: 208654

Place: Chalakudy
Date: 03-10-2023

For and on behalf of the board of directors of
ICL Fincorp Limited

K G Anilkumar
[Managing Director]
(DIN:00766739)

Madhavankutty T
[Chief Financial Officer]
Place: Irinjalakuda
Date: 03-10-2023

Umadevi Anilkumar
[Whole Time Director]
(DIN: 06434467)

Visaku TV
[Company Secretary]



ICL Fincorp Limited

Consolidated Statement of changes in equity for the quarter ended 30-June-2023
(All amounts are in Thousands of Indian Rupees unless otherwise stated)

A Equity Share capital

Balance at the beginning of the reporting period At 1-Apr-2022

Changes in equity share capital during the year

Balance at the end of the reporting period As at 31-Mar-2023

Changes in equity share capital during the quarter

Balance at the end of the reporting period As at 30-June-2023

Number	Amount
4,43,34,952	4,43,349.52
30,58,609	30,586.09
4,73,93,561	4,73,935.61
-	-
4,73,93,561	4,73,935.61

B Other Equity

	Reserves and Surplus			Other comprehensive income (Actual gain/(loss))	Total
	Statutory Reserves	Impairment Reserves	Securities Premium	Retained Earnings	
Balance as at 01-Apr-2022	18,041.97	8,801.96	2,43,376.88	34,150.01	3,03,995.90
Dividends	-	-	-	(4,260.00)	(4,260.00)
Transfer to/from retained earnings	6,470.00	12,908.99	-	(19,378.99)	-
Other Additions/ Deductions during the year	-	-	-	-	-
Other Comprehensive Income (Net of Taxes)	-	-	-	-	-
Securities premium received during the year	-	-	45,879.14	-	45,879.14
Profit for the year (net of taxes)	-	-	-	924.12	924.12
Balance as at 31-Mar-2023	24,511.97	21,710.95	2,89,256.01	41,115.06	3,77,143.19

Handwritten signatures and stamps are present on the right side of the page, including a circular stamp of ICL Fincorp Limited and several handwritten initials and dates.

ICL Fincorp Limited
Consolidated Statement of changes in equity for the quarter ended 30-June-2023
(All amounts are in Thousands of Indian Rupees unless otherwise stated)


B Other Equity (Contd.)


	Reserves and Surplus			Other Comprehensive Income	Total
	Statutory Reserves	Impairment Reserves	Securities Premium Reserves	Retained Earnings	
Balance as at 31-Mar-2023	24,511.97	21,710.95	2,89,256.01	41,115.06	3,77,143.19
Dividends	-	-	-	-	-
Transfer to/from retained earnings	1,980.00	-	-	(1,980.00)	-
Other Additions/ Deductions during the year	-	-	-	-	-
Other Comprehensive Income (Net of Taxes)	-	-	-	1,479.86	1,479.86
Securities premium received during the quarter	-	-	-	-	-
Profit for the period (net of taxes)	-	-	-	8,533.42	8,533.42
Balance as at 30-Jun-2023	26,491.97	21,710.95	2,89,256.01	47,668.48	3,87,156.47


As per our report of even date
For Maalikandani and Associates
Chartered Accountants
[CA] Firm Reg No.: 008520S



C K Mankandani
[Partner]
Membership no.: 208654

For and on behalf of the board of directors of
ICL Fincorp Limited


K G Anilkumar
[Managing Director]
(DIN:00766739)


Umadevi Aullkumar
[Whole Time Director]
(DIN: 06434467)


Madhavankutty T
[Chief Financial Officer]
Place: Irinjalakuda
Date: 03-10-2023


[Company Secretary]



Place: Chalakudy
Date: 03-10-2023

ICL Fincorp Limited

Notes to the Consolidated financial statements for the quarter ended 30-June-2023

(All amounts are in Thousands of Indian Rupees unless otherwise stated)

1 CORPORATE INFORMATION

ICL Fincorp Limited ('the Company' or 'the Holding Company') was incorporated as Jawahar Finance Limited on 9th December, 1991 at Chennai. The Company was later renamed to Irinjalakuda Credits & Leasing Company Limited on 26th April, 2004, which was further renamed to ICL Fincorp Limited on 8th May, 2016. The company is a non-deposit accepting Non Banking Financial Company (NBFC) which provides a wide range of fund-based services including Gold loans, Business loans, Hypothecation loans, Property loans etc. The company currently operates through 275 branches spread across country.

The Company has one subsidiary, Salem Erode Investments Limited which is incorporated in India. The date of acquisition was on 17th February, 2020. The Company along with the subsidiary is collectively referred to as "Group".

Salem Erode Investments Limited was incorporated as a non-banking financial company (NBFC) registered with the Reserve Bank of India under the category of Loan Company.

2 BASIS OF PREPARATION

The consolidated financial statements of the Group have been prepared in accordance with Indian Accounting Standards (Ind AS) notified under the Companies (Indian Accounting Standards) Rules, 2015 (as amended from time to time). The consolidated financial statements have been prepared under the historical cost convention, as modified by the application of fair value measurements required or allowed by relevant Accounting Standards. Accounting policies have been consistently applied to all periods presented, unless otherwise stated.

The Group has adopted Indian Accounting Standards ("Ind AS") with effect from 1 April, 2019 and the effective date of transition being 1 April, 2018. Accordingly, the above financial statements have been prepared in accordance with the Indian Accounting Standards prescribed under Section 133 of the Companies Act, 2013 read with relevant rules issued thereunder and other accounting principles generally accepted in India mainly considering the Master Directions issued by the Reserve Bank of India ("RBI") as applicable to a non deposit accepting NBFC. The financial statements for the year ended 31 March, 2019 and the opening Balance Sheet as at 1 April, 2018 have been restated in accordance with Ind AS for comparative information.

The preparation of Consolidated financial statements requires the use of certain critical accounting estimates and assumptions that affect the reported amounts of assets, liabilities, revenues and expenses and the disclosed amount of contingent liabilities. Areas involving a higher degree of judgement or complexity, or areas where assumptions are significant to the Group are discussed in Note 7 - Significant accounting judgements, estimates and assumptions.

All amounts included in the financial statements are reported in thousands of Indian rupees (Rupees in Thousands) except share and per share data, unless otherwise stated. Due to rounding off, the numbers presented throughout the document may not add up precisely to the totals and percentages may not precisely reflect the absolute figures.

3 PRESENTATION OF FINANCIAL STATEMENT

The Consolidated financial statements of the Group are presented as per Schedule III (Division III) of the Companies Act, 2013 applicable to NBFCs, as notified by the Ministry of Corporate Affairs (MCA). Financial assets and financial liabilities are generally reported on a gross basis except when, there is an unconditional legally enforceable right to offset the recognised amounts without being contingent on a future event and the parties intend to settle on a net basis in the following circumstances:

- (i) The normal course of business
- (ii) The event of default
- (iii) The event of insolvency or bankruptcy of the Company and/or its counterparties.

4 STATEMENT OF COMPLIANCE

These Consolidated financial statements of the Group have been prepared in accordance with Indian Accounting Standards as per the Companies (Indian Accounting Standards) Rules, 2015 as amended and notified under Section 133 of the Companies Act, 2013 and the other relevant provisions of the Act.

5 BASIS OF CONSOLIDATION

The consolidated financial statements comprise the financial statements of the Company and its subsidiary as at 30th June, 2023. The Company consolidates a subsidiary when it controls it. Control is achieved when the Group is exposed, or has rights, to variable returns from its involvement with the investee and has the ability to affect those returns through its power over the investee.

Generally, there is a presumption that a majority of voting rights result in control. To support this presumption and when the Group has less than a majority of the voting or similar rights of an investee, the Group considers all relevant facts and circumstances in assessing whether it has power over an investee, including:

The contractual arrangement with the other vote holders of the investee

• Rights arising from other contractual arrangements

• The Group's voting rights and potential voting rights

The size of the Group's holding of voting rights relative to the size and dispersion of the holdings of the other voting rights holders

The Group re-assesses whether or not it controls an investee if facts and circumstances indicate that there are changes to one or more of the three elements of control. Consolidation of a subsidiary begins when the Group obtains control over the subsidiary and ceases when the Group loses control of the subsidiary. Assets, liabilities, income and expenses of a subsidiary acquired or disposed of during the year are included in the consolidated financial statements from the date the Group gains control until the date the Group ceases to control the subsidiary.

Handwritten signature

Handwritten signature

Handwritten signature

Handwritten signature



ICL Fincorp Limited

Notes to the Consolidated financial statements for the quarter ended 30-June-2023

(All amounts are in Thousands of Indian Rupees unless otherwise stated)

Consolidated financial statements are prepared using uniform accounting policies for like transactions and other events in similar circumstances. If a member of the Group uses accounting policies other than those adopted in the consolidated financial statements for like transactions and events in similar circumstances, appropriate adjustments are made to that Group member's financial statements in preparing the consolidated financial statements to ensure conformity with the Group's accounting policies.

The financial statements of all entities used for the purpose of consolidation are drawn up to same reporting date as that of the parent company, i.e., quarter ended on 30th June.

Consolidation procedure:

- a) Combine like items of assets, liabilities, equity, income, expenses and cash flows of the parent with those of its subsidiary. For this purpose, income and expenses of the subsidiary are based on the amounts of the assets and liabilities recognised in the consolidated financial statements at the acquisition date.
- b) Offset (eliminate) the carrying amount of the parent's investment in subsidiary and the parent's portion of equity of subsidiary. Business combinations policy explains how to account for any related goodwill.
- c) Eliminate in full intragroup assets and liabilities, equity, income, expenses and cash flows relating to transactions between entities of the Group (profits or losses resulting from intragroup transactions that are recognised in assets, such as inventory and fixed assets, are eliminated in full). Intragroup losses may indicate an impairment that requires recognition in the consolidated financial statements. Ind AS 12 Income Taxes applies to temporary differences that arise from the elimination of profits and losses resulting from intragroup transactions.

Profit or loss and each component of OCI are attributed to the equity holders of the parent of the Group and to the non-controlling interests, even if this results in the non-controlling interests having a deficit balance.

When necessary, adjustments are made to the financial statements of subsidiary to bring their accounting policies in line with the Group's accounting policies. All intra-group assets, liabilities, equity, income, expenses and cash flows relating to transactions between members of the Group are eliminated in full on consolidation.

6 SIGNIFICANT ACCOUNTING POLICIES (ALSO REFER NOTE 2 ABOVE)

Significant Accounting Policies adopted in the Preparation and Presentation of Financial Statements are as under:-

A. FINANCIAL INSTRUMENTS

(I) Classification of financial instruments

The Group classifies its financial assets into the following measurement categories:

- i) Financial assets to be measured at amortised cost.
- ii) Financial assets to be measured at fair value through other comprehensive income.
- iii) Financial assets to be measured at fair value through profit or loss account.



The classification depends on the contractual terms of the financial assets' cash flows and the Group's business model for managing financial assets. The Group determines its business model at the level that best reflects how it manages groups of financial assets to achieve its business objective. The business model is assessed on the basis of aggregated portfolios based on observable factors. These factors include:

- Reports reviewed by the entity's key management personnel on the performance of the financial assets.
- The risks impacting the performance of the business model (and the financial assets held within that business model) and its management thereof.
- The compensation of the managing teams (for example, whether the compensation is based on the fair value of the assets managed or on the contractual cash flows collected)
- The expected frequency, value and timing of trades. The business model assessment is based on reasonably expected scenarios without taking 'worst case' or 'stress case' scenarios into account.

The Group also assesses the contractual terms of financial assets on the basis of its contractual cash flow characteristics that are solely for the payments of principal and interest on the principal amount outstanding. 'Principal' is defined as the fair value of the financial asset at initial recognition and may change over the life of the financial asset (for example, if there are repayments of principal or amortisation of the premium/discount).

In making this assessment, the Group considers whether the contractual cash flows are consistent with a basic lending arrangement i.e. interest includes only consideration for the time value of money, credit risk, other basic lending risks and a profit margin that is consistent with a basic lending arrangement. Where the contractual terms introduce exposure to risk or volatility that are inconsistent with a basic lending arrangement, the related financial asset is classified and measured at fair value through profit or loss.

The Group classifies its financial liabilities at amortised costs unless it has designated liabilities at fair value through the profit and loss account or is required to measure liabilities at fair value through profit or loss such as derivative liabilities.

ICL Fincorp Limited

Notes to the Consolidated financial statements for the quarter ended 30-June-2023

(All amounts are in Thousands of Indian Rupees unless otherwise stated)

(II) Financial assets measured at amortised cost

These Financial assets comprise bank balances, Loans, investments and other financial assets.

Financial Assets with contractual terms that give rise to cash flows on specified dates, and represent solely payments of principal and interest on the principal amount outstanding; and are held within a business model whose objective is achieved by holding to collect contractual cash flows are measured at amortised cost.

These financial assets are initially recognised at fair value plus directly attributable transaction costs and subsequently measured at amortised cost. Transaction costs are incremental costs that are directly attributable to the acquisition, issue or disposal of a financial asset or a financial liability.

(III) Financial assets measured at fair value through other comprehensive income

Debt Instruments

Investments in debt instruments are measured at fair value through other comprehensive income where they have:

- contractual terms that give rise to cash flows on specified dates, that represent solely payments of principal and interest on the principal amount outstanding; and
- are held within a business model whose objective is achieved by both collecting contractual cash flows and selling financial assets.

These debt instruments are initially recognised at fair value plus directly attributable transaction costs and subsequently measured at fair value. Gains and losses arising from changes in fair value are included in other comprehensive income (a separate component of equity). Impairment losses or reversals, interest revenue and foreign exchange gains and losses are recognised in profit and loss. Upon disposal, the cumulative gain or loss previously recognised in other comprehensive income is reclassified from equity to the statement of profit and loss. As at the reporting date the Group does not have any financial instruments measured at fair value through other comprehensive income.

Equity Instruments

Investments in equity instruments are generally accounted for as at fair value through the profit and loss account unless an irrevocable election has been made by management to account for at fair value through other comprehensive income. Such classification is determined on an instrument by instrument basis. Contingent consideration recognised by the Group in a business combination to which Ind AS 103 'Business Combination' applies are measured at fair value through profit and loss account, where amounts presented in other comprehensive income for equity instruments are not subsequently transferred to profit or loss. Dividends on such instruments are recognised in profit or loss. As at the reporting date the Group does not have any equity instruments measured at fair value through other comprehensive income.

(IV) Items at fair value through profit or loss

Items at fair value through profit or loss comprise:

- Investments (including equity shares) held for trading;
- Items specifically designated as fair value through profit or loss on initial recognition; and
- Debt instruments with contractual terms that do not represent solely payments of principal and interest.

Financial instruments held at fair value through profit or loss are initially recognised at fair value, with transaction costs recognised in the statement of profit and loss as incurred. Subsequently, they are measured at fair value and any gains or losses are recognised in the statement of profit and loss as they arise.

Financial instruments held for trading

A financial instrument is classified as held for trading if it is acquired or incurred principally for selling or repurchasing in the near term, or forms part of a portfolio of financial instruments that are managed together and for which there is evidence of short-term profit taking, or it is a derivative not designated in a qualifying hedge relationship.

Trading derivatives and trading securities are classified as held for trading and recognised at fair value.

(V) Debt securities and other borrowed funds

After initial measurement, debt issued and other borrowed funds are subsequently measured at amortised cost. Amortised cost is calculated by taking into account any discount or premium on issue funds, and transaction costs that are an integral part of the Effective Interest Rate (EIR).

(VI) Recognition and derecognition of financial assets and liabilities

A financial asset or financial liability is recognised in the balance sheet when the Group becomes a party to the contractual provisions of the instrument, which is generally on trade date. Loans and receivables are recognised when cash is advanced (or settled) to the borrowers. Financial assets at fair value through profit or loss are recognised initially at fair value. All other financial assets are recognised initially at fair value plus directly attributable transaction costs.

The Group derecognises a financial asset when the contractual cash flows from the asset expire or it transfers its rights to receive contractual cash flows on the financial asset in a transaction in which substantially all the risks and rewards of ownership are transferred. Any interest in transferred financial assets that is created or retained by the Group is recognised as a separate asset or liability. A financial liability is derecognised from the balance sheet when the Group has discharged its obligation or the contract is cancelled or expires.



ICL Fincorp Limited

Notes to the Consolidated financial statements for the quarter ended 30-June-2023

(All amounts are in Thousands of Indian Rupees unless otherwise stated)

(VII) Impairment of financial assets

The Group recognises impairment allowance for expected credit loss on financial assets held at amortised cost. In addition to that the Group has provided for Non-Performing Assets (NPA) as per Prudential Norms of RBI.

The Group recognises loss allowances (provisions) for expected credit losses on its financial assets (including non-fund exposures) that are measured at amortised costs or at fair value through other comprehensive income account. The Group applies a three-stage approach to measuring expected credit losses (ECLs) for the following categories of financial assets that are not measured at fair value through profit or loss:

- debt instruments measured at amortised cost and fair value through other comprehensive income;
 - loan commitments.
- No ECL is recognised on equity investments.

Financial assets migrate through the following three stages based on the change in credit risk since initial recognition:

Stage 1: ECL

For exposures where there has not been a significant increase in credit risk since initial recognition and that are not credit impaired upon origination, ECL associated with the probability of default events is recognised.

Stage 2: Lifetime ECL – not credit impaired

For exposures where there has been a significant increase in credit risk since initial recognition but are not credit impaired, a lifetime ECL (i.e. reflecting the remaining lifetime of the financial asset) is recognised.

Stage 3: Lifetime ECL – credit impaired

Exposures are assessed as credit impaired when one or more events that have a detrimental impact on the estimated future cash flows of that asset have occurred. For exposures that have become credit impaired, a lifetime ECL is recognised.

The company has identified the following stage classification to be the most appropriate for its loans:

- Stage 1: 0 to 60 DPD
- Stage 2: 61 to 90 DPD
- Stage 3: above 90 DPD

(VIII) Write-offs

The Group reduces the gross carrying amount of a financial asset when the Group has no reasonable expectations of recovering a financial asset in its entirety or a portion thereof. This is generally the case when the Group determines that the borrower does not have assets or sources of income that could generate sufficient cash flows to repay the amounts subjected to write-offs. Any subsequent recoveries against such loans are credited to the statement of profit and loss.

(IX) Determination of fair value

Fair value is the price that would be received to sell an asset or paid to transfer a liability in an orderly transaction between market participants at the measurement date, regardless of whether that price is directly observable or estimated using another valuation technique. In estimating the fair value of an asset or a liability, the Group takes into account the characteristics of the asset or liability if market participants would take those characteristics into account when pricing the asset or liability at the measurement date. The Financial assets and liabilities are presented in ascending order of their liquidity. Fair value for measurement and/or disclosure purposes in these financial statements is determined on such a basis, except for share-based payment transactions that are within the scope of Ind AS 102, leasing transactions that are within the scope of Ind AS 116, and measurements that have some similarities to fair value but are not fair value, such as value in use in Ind AS 36.

B. REVENUE FROM OPERATIONS

(I) Interest Income

Interest income is recognised by applying the Effective Interest Rate (EIR) to the gross carrying amount of financial assets other than credit-impaired assets.

The EIR in case of a financial asset is computed

- As the rate that exactly discounts estimated future cash receipts through the expected life of the financial asset to the gross carrying amount of a financial asset.
- By considering all the contractual terms of the financial instrument in estimating the cash flows
- Including all fees received between parties to the contract that are an integral part of the effective interest rate, transaction costs, and all other premiums or discounts.

Any subsequent change in the estimation of the future cash flows is recognised in interest income with the corresponding adjustment to the carrying amount of the assets.

(II) Dividend Income

Dividend income is recognised

- when the right to receive the payment is established,
- it is probable that the economic benefits associated with the dividend will flow to the entity and
- the amount of the dividend can be measured reliably.

Chitq

Harsh

Geo



ICL Fincorp Limited

Notes to the Consolidated financial statements for the quarter ended 30-June-2023

(All amounts are in Thousands of Indian Rupees unless otherwise stated)

(III) Fees & Commission Income

Fees and commissions are recognised when the Group satisfies the performance obligation, at fair value of the consideration received or receivable based on a five-step model as set out below, unless included in the effective interest calculation:

Step 1: Identify contract(s) with a customer: A contract is defined as an agreement between two or more parties that creates enforceable rights and obligations and sets out the criteria for every contract that must be met.

Step 2: Identify performance obligations in the contract: A performance obligation is a promise in a contract with a customer to transfer a good or service to the customer.

Step 3: Determine the transaction price: The transaction price is the amount of consideration to which the Group expects to be entitled in exchange for transferring promised goods or services to a customer, excluding amounts collected on behalf of third parties.

Step 4: Allocate the transaction price to the performance obligations in the contract: For a contract that has more than one performance obligation, the Group allocates the transaction price to each performance obligation in an amount that depicts the amount of consideration to which the Group expects to be entitled in exchange for satisfying each performance obligation.

Step 5: Recognise revenue when (or as) the Group satisfies a performance obligation.

Processing fee which does not form part of effective interest rate is recognised as and when it accrues.

(III) Net gain on Fair value changes

Any differences between the fair values of financial assets classified as fair value through the profit or loss, held by the Group on the balance sheet date is recognised as an unrealised gain / loss. In cases there is a net gain in the aggregate, the same is recognised as Revenue and if there is a net loss the same is disclosed under as Expense in the statement of Profit and Loss.

However, net gain / loss on derecognition of financial instruments classified as amortised cost is presented separately under the respective head in the Statement of Profit and Loss.

C. EXPENSES

(I) Finance costs

Finance costs represents interest expense recognised by applying the Effective Interest Rate (EIR) to the gross carrying amount of financial liabilities.

The EIR in case of a financial liability is computed

- As the rate that exactly discounts estimated future cash payments through the expected life of the financial liability to the gross carrying amount of the amortised cost of a financial liability.
- By considering all the contractual terms of the financial instrument in estimating the cash flows
- Including all fees received between parties to the contract that are an integral part of the effective interest rate, transaction costs, and all other premiums or discounts.

Any subsequent changes in the estimation of the future cash flows is recognised in interest income with the corresponding adjustment to the carrying amount of the assets.

(II) Employee benefits

Short term employee benefit

All employee benefits payable wholly within twelve months of rendering the service are classified as short-term employee benefits. These benefits include short term compensated absences such as paid annual leave. The undiscounted amount of short-term employee benefits expected to be paid in exchange for the services rendered by employees is recognised as an expense during the period. Benefits such as salaries and wages, etc. and the expected cost of the bonus/ex-gratia are recognised in the period in which the employee renders the related service.

Post-employment employee benefits

a) Defined contribution schemes

All the employees of the Group are entitled to receive benefits under the Provident Fund and Employees State Insurance scheme, defined contribution plans in which both the employee and the Group contribute monthly at a stipulated rate. The Group has no liability for future benefits other than its annual contribution and recognises such contributions as an expense in the period in which employee renders the related service. If the contribution payable to the scheme for service received before the Balance Sheet date exceeds the contribution already paid, the deficit payable to the scheme is recognised as a liability after deducting the contribution already paid. If the contribution already paid exceeds the contribution due for services received before the Balance Sheet date, then excess is recognised as an asset to the extent that the pre-payment will lead to a reduction in future payment or a cash refund.

Handwritten signature

Handwritten signature

Handwritten signature

Handwritten signature



ICI Fincorp Limited

Notes to the Consolidated financial statements for the quarter ended 30-June-2023

(All amounts are in Thousands of Indian Rupees unless otherwise stated)

b) Defined Benefit schemes

The Group provides for the gratuity, a defined benefit retirement plan covering all employees. The plan provides for lump sum payments to employees upon death while in employment or on separation from employment after serving for the stipulated years mentioned under 'The Payment of Gratuity Act, 1972'. The present value of the obligation under such defined benefit plan is determined based on actuarial valuation, carried out by an independent actuary at each Balance Sheet date, using the Projected Unit Credit Method, which recognizes each period of service as giving rise to an additional unit of employee benefit entitlement and measures each unit separately to build up the final obligation.

The obligation is measured at the present value of the estimated future cash flows. The discount rates used for determining the present value of the obligation under defined benefit plan are based on the market yields on Government Securities as at the Balance Sheet date.

An actuarial valuation involves making various assumptions that may differ from actual developments in the future. These include the determination of the discount rate, attrition rate, future salary increases and mortality rates. Due to the complexities involved in the valuation and its long-term nature, these liabilities are highly sensitive to changes in these assumptions. All assumptions are reviewed annually.

Re-measurement, comprising of actuarial gains and losses are recognized immediately in the balance sheet with a corresponding debit or credit to retained earnings through OCI in the period in which they occur. Re-measurements are not reclassified to profit and loss in subsequent periods.

The Group does not have a scheme of encashment of earned leave. The Earned leave which is not utilized during the year will be automatically lapsed at the end of the year and cannot be carried forward. Hence no provision has been made in the accounts for encashment of leave and carried forward of earned leave.

(III) Leases

Identification of Lease:

The Group's lease asset classes primarily consist of leases for land and buildings. The Group assesses whether a contract contains a lease, at inception of a contract. A contract is, or contains, a lease if the contract conveys the right to control the use of an identified asset for a period of time in exchange for consideration. To assess whether a contract conveys the right to control the use of an identified asset, the Group assesses whether:

- (i) the contract involves the use of an identified asset
- (ii) the Group has substantially all of the economic benefits from use of the asset through the period of the lease and
- (iii) the Group has the right to direct the use of the asset.

At the date of commencement of the lease, the Group recognizes a right-of-use (ROU) asset and a corresponding lease liability for all lease arrangements in which it is a lessee, except for leases with a term of 12 months or less (short-term leases). For these short-term leases, the Group recognizes the lease payments as an operating expense on a straight-line basis over the term of the lease.

For arrangements entered into prior to 1 April, 2018, the Group has determined whether the arrangement contain lease on the basis of facts and circumstances existing on the date of transition.

Certain lease arrangements includes the options to extend or terminate the lease before the end of the lease term. ROU assets and lease liabilities includes these options when it is reasonably certain that they will be exercised. The ROU assets are initially recognized at cost, which comprises the initial amount of the lease liability adjusted for ROU assets are depreciated from the commencement date on a straight-line basis over the shorter of the lease term and useful life of the underlying asset. ROU assets are evaluated for recoverability whenever events or changes in circumstances indicate that their carrying amounts may not be recoverable. For the purpose of impairment testing, the recoverable amount (i.e. the higher of the fair value less cost to sell and the value-in-use) is determined on an individual asset basis unless the asset does not generate cash flows that are largely independent of those from other assets. In such cases, the recoverable amount is determined for the Cash Generating Unit (CGU) to which the asset belongs.

The lease liability is initially measured at amortized cost at the present value of the future lease payments. The lease payments are discounted using the interest rate implicit in the lease or if not readily determinable, using the incremental borrowing rates in the country of domicile of these leases. Lease liabilities are remeasured with a corresponding adjustment to the related ROU asset if the Group changes its assessment of whether it will exercise an extension or a termination option. Lease liability and ROU assets have been separately presented in the Balance Sheet and lease payments have been classified as financing cash flows.

(IV) Other income and expenses

All Other income and expense are recognized in the period they occur.

(V) Impairment of non-financial assets

The carrying amount of assets is reviewed at each balance sheet date if there is any indication of impairment based on internal/external factors. An impairment loss is recognized wherever the carrying amount of an asset exceeds its recoverable amount. The recoverable amount is the greater of the assets, net selling price and value in use. In assessing value in use, the estimated future cash flows are discounted to their present value using a pre-tax discount rate that reflects current market assessments of the time value of money and risks specific to the asset.

In determining net selling price, recent market transactions are taken into account, if available. If no such transactions can be identified, an appropriate valuation model is used. After impairment, depreciation is provided on the revised carrying amount of the asset over its remaining useful life.



ICL Fincorp Limited

Notes to the Consolidated financial statements for the quarter ended 30-June-2023

(All amounts are in Thousands of Indian Rupees unless otherwise stated)

(VI) Taxes

Current Tax

Current tax assets and liabilities for the current and prior years are measured at the amount expected to be recovered from, or paid to, the taxation authorities. The tax rates and tax laws used to compute the amount are those that are enacted, or substantively enacted, by the reporting date in the countries where the Group operates and generates taxable income.

Current income tax relating to items recognised outside profit or loss is recognised outside profit or loss (either in other comprehensive income or in equity). Current tax items are recognised in correlation to the underlying transaction either in OCI or directly in equity. Management periodically evaluates positions taken in the tax returns with respect to situations in which applicable tax regulations are subject to interpretation and establishes provisions where appropriate.

Deferred tax

Deferred tax assets and liabilities are recognised for temporary differences arising between the tax bases of assets and liabilities and their carrying amounts. Deferred income tax is determined using tax rates (and laws) that have been enacted or substantively enacted by the reporting date and are expected to apply when the related deferred income tax asset is realised or the deferred income tax liability is settled.

Deferred tax assets are only recognised for temporary differences, unused tax losses and unused tax credits if it is probable that future taxable amounts will arise to utilise those temporary differences and losses. Deferred tax assets are reviewed at each reporting date and are reduced to the extent that it is no longer probable that the related tax benefit will be realised.

Deferred tax assets and liabilities are offset where there is a legally enforceable right to offset current tax assets and liabilities and they relate to income taxes levied by the same tax authority on the same taxable entity, or on different tax entities, but they intend to settle current tax liabilities and assets on a net basis or their tax assets and liabilities are realised simultaneously.

Minimum Alternative Tax (MAT)

Minimum alternate tax (MAT) paid in a year is charged to the statement of profit and loss as current tax. Minimum Alternate Tax (MAT) paid in accordance with the tax laws, which gives future economic benefits in the form of adjustment to future income tax liability, is considered as an asset if there is convincing evidence that the Group will pay normal income tax. Accordingly, MAT is recognised as an asset in the Balance Sheet when it is highly probable that future economic benefit associated with it will flow to the Group.

D. CASH AND CASH EQUIVALENTS

Cash and cash equivalents comprise the net amount of short-term, highly liquid investments that are readily convertible to known amounts of cash (short-term deposits with an original maturity of three months or less) and are subject to an insignificant risk of change in value, cheques on hand and balances with banks. They are held for the purposes of meeting short-term cash commitments (rather than for investment or other purposes).

For the purpose of the statement of cash flows, cash and cash equivalents consist of cash and short-term deposits, as defined above.

E. PROPERTY, PLANT AND EQUIPMENT (PPE)

Property, plant and equipment (PPE) are measured at cost less accumulated depreciation and accumulated impairment, (if any). The total cost of assets comprises its purchase price, freight, duties, taxes and any other incidental expenses directly attributable to bringing the asset to the location and condition necessary for it to be capable of operating in the manner intended by the management. Changes in the expected useful life are accounted for by changing the amortisation period or methodology, as appropriate, and treated as changes in accounting estimates.

Subsequent expenditure related to an item of tangible asset are added to its gross value only if it increases the future benefits of the existing asset, beyond its previously assessed standards of performance and cost can be measured reliably. Other repairs and maintenance costs are expensed off as and when incurred.

Depreciation

Depreciation is calculated using the Written Down Value (WDV) method to write down the cost of property and equipment to their residual values over their estimated useful lives. Land is not depreciated.

The estimated useful lives are, as follows:

Particulars	Useful life estimated by Group (Years)
Building	60
Furniture And Fixtures	10
Electrical Installations & Equipments	10
Motor Vehicles	8
Office Equipments	5
Computer And Accessories	3

The residual values, useful lives and methods of depreciation of property, plant and equipment are reviewed at each financial year end and adjusted prospectively, if appropriate. Property plant and equipment is derecognised on disposal or when no future economic benefits are expected from its use. Any gain or loss arising on derecognition of the asset (calculated as the difference between the net disposal proceeds and the carrying amount of the asset) is recognised in other income /expense in the statement of profit and loss in the year the asset is derecognised. The date of disposal of an item of property, plant and equipment is the date the recipient obtains control of that item in accordance with the requirements for determining when a performance obligation is satisfied in Ind AS 115.

Handwritten signature

Handwritten signature

Handwritten signature

Handwritten signature



ICL Fincorp Limited

Notes to the Consolidated financial statements for the quarter ended 30-June-2023

(All amounts are in Thousands of Indian Rupees unless otherwise stated)

F. INTANGIBLE ASSETS

An intangible asset is recognised only when its cost can be measured reliably and it is probable that the expected future economic benefits that are attributable to it will flow to the Group.

Intangible assets acquired separately are measured on initial recognition at cost. The cost of an intangible asset comprises its purchase price and any directly attributable expenditure on making the asset ready for its intended use and net of any trade discounts and rebates. Following initial recognition, intangible assets are carried at cost less any accumulated amortisation and any accumulated impairment losses.

The useful lives of intangible assets are assessed to be either finite or indefinite. Intangible assets with finite lives are amortised over the useful economic life. The amortisation period and the amortisation method for an intangible asset with a finite useful life are reviewed at least at each financial year-end. Changes in the expected useful life, or the expected pattern of consumption of future economic benefits embodied in the asset, are accounted for by changing the amortisation period or methodology, as appropriate, which are then treated as changes in accounting estimates. The amortisation expense on intangible assets with finite lives is presented as a separate line item in the statement of profit and loss. Amortisation on assets acquired/sold during the year is recognised on a pro-rata basis to the Statement of Profit and Loss from / upto the date of acquisition/sale.

Amortisation is calculated using the straight-line method to write down the cost of intangible assets to their residual values over their estimated useful lives. Intangible assets comprising of software are amortised on a straight-line basis over a period of 6 years, unless it has a shorter useful life.

The Group's intangible assets consist of computer software with definite life.

G. PROVISIONS

Provisions are recognised when the enterprise has a present obligation (legal or constructive) as a result of past events, and it is probable that an outflow of resources embodying economic benefits will be required to settle the obligation, and a reliable estimate can be made of the amount of the obligation.

H. CONTINGENT LIABILITIES

A contingent liability is a possible obligation that arises from past events whose existence will be confirmed by the occurrence or non-occurrence of one or more uncertain future events beyond the control of the Group or a present obligation that is not recognized because it is not probable that an outflow of resources will be required to settle the obligation. A contingent liability also arises in extremely rare cases where there is a liability that cannot be recognized because it cannot be measured reliably. The Group does not recognize a contingent liability but discloses its existence in the financial statements.

I. EARNINGS PER SHARE

The Group reports basic and diluted earnings per share in accordance with Ind AS 33 on Earnings per share. Basic EPS is calculated by dividing the net profit or loss for the year attributable to equity shareholders (after deducting preference dividend and attributable taxes) by the weighted average number of equity shares outstanding during the year.

For the purpose of calculating diluted earnings per share, the net profit or loss for the year attributable to equity shareholders and the weighted average number of shares outstanding during the year are adjusted for the effects of all dilutive potential equity shares. Dilutive potential equity shares are deemed converted as of the beginning of the period, unless they have been issued at a later date. In computing the diluted earnings per share, only potential equity shares that are dilutive and that either reduces the earnings per share or increases loss per share are included.

J. BUSINESS COMBINATION

The Group applies the acquisition method to account for business combinations. The consideration transferred for the acquisition of a subsidiary comprises of the,

- fair values of the assets transferred,
- liabilities incurred to the former owners of the acquired business,
- equity interests issued by the Group and
- fair value of any asset or liability resulting from

a contingent consideration arrangement

Identifiable assets acquired and liabilities and contingent liabilities assumed in a business combination are measured initially at their fair values at the acquisition date. The excess of the fair value of consideration over the identifiable net asset acquired is recorded as goodwill. If the consideration is lower, the gain is recognised directly in equity as capital reserve. In case, business acquisition is classified as bargain purchase, the aforementioned gain is recognised in the other comprehensive income and accumulated in equity as capital reserve. The Group recognises any noncontrolling interest in the acquired entity at fair value.



ICL Fincorp Limited

Notes to the Consolidated financial statements for the quarter ended 30-june-2023

(All amounts are in Thousands of Indian Rupees unless otherwise stated)

Changes in ownership that do not result in a change of control are accounted for as equity transactions and therefore do not have any impact on goodwill. The difference between consideration and the non-controlling share of net assets acquired is recognised within equity. Business combinations involving entities or businesses under common control are accounted for using the pooling of interest method. Under pooling of interest method, the assets and liabilities of the combining entities are reflected at their carrying amounts, with adjustments only to harmonise accounting policies. Acquisition-related costs are expensed as incurred.

If the business combination is achieved in stages, the acquisition date carrying value of the acquirer's previously held equity interest in the acquiree is re-measured to fair value at the acquisition date; any gains or losses arising from such remeasurement are recognised in profit or loss or other comprehensive income, as appropriate.

If the initial accounting for a business combination can be determined only provisionally by the end of the first reporting period, the business combination is accounted for using provisional amounts. Adjustments to provisional amounts, and the recognition of newly identified asset and liabilities, must be made within the 'measurement period' where they reflect new information obtained about facts and circumstances that were in existence at the acquisition date. The measurement period cannot exceed one year from the acquisition date and no adjustments are permitted after one year except to correct an error.

Any contingent consideration to be transferred by the Group is recognised at fair value at the acquisition date. Subsequent changes to the fair value of the contingent consideration that is deemed to be an asset or liability is recognised in the statement of profit and loss. Contingent consideration that is classified as equity is not re-measured, and its subsequent settlement is accounted for within equity.

7 SIGNIFICANT ACCOUNTING JUDGEMENTS, ESTIMATES AND ASSUMPTIONS

The preparation of financial statements in conformity with the Ind AS requires the management to make judgments, estimates and assumptions that affect the reported amounts of revenues, expenses, assets and liabilities and the grouping disclosure and the disclosure of contingent liabilities, at the end of the reporting period. Estimates and underlying assumptions are reviewed on an ongoing basis. Revisions to accounting estimates are recognised in the period in which the estimates are revised and future periods are affected. Although these estimates are based on the management's best knowledge of current events and actions, uncertainty about these assumptions and estimates could result in the outcomes requiring a material adjustment to the carrying amounts of assets or liabilities in future periods. In particular, information about significant areas of estimation, uncertainty and critical judgments in applying accounting policies that have the most significant effect on the amounts recognized in the financial statements is included in the following notes:

A. BUSINESS MODEL ASSESSMENT

Classification and measurement of financial assets depends on the results of the SPPI and the business model test. The Group determines the business model at a level that reflects how groups of financial assets are managed together to achieve a particular business objective. This assessment includes judgement reflecting all relevant evidence including how the performance of the assets is evaluated and their performance measured, the risks that affect the performance of the assets and how these are managed and how the managers of the assets are compensated. The Group monitors financial assets measured at amortised cost or fair value through other comprehensive income that are derecognised prior to their maturity to understand the reason for their disposal and whether the reasons are consistent with the objective of the business for which the asset was held. Monitoring is part of the Group's continuous assessment of whether the business model for which the remaining financial assets are held continues to be appropriate and if it is not appropriate whether there has been a change in business model and so a prospective change to the classification of those assets.

B. DEFINED EMPLOYEE BENEFIT ASSETS AND LIABILITIES

The cost of the defined benefit gratuity plan and the present value of the gratuity obligation are determined using actuarial valuations. An actuarial valuation involves making various assumptions that may differ from actual developments in the future. These include the determination of the discount rate; future salary increases and mortality rates. Due to the complexities involved in the valuation and its long-term nature, a defined benefit obligation is highly sensitive to changes in these assumptions. All assumptions are reviewed annually.

C. FAIR VALUE MEASUREMENT

When the fair values of financial assets and financial liabilities recorded in the balance sheet cannot be measured based on quoted prices in active markets, their fair value is measured using various valuation techniques. The inputs to these models are taken from observable markets where possible, but where this is not feasible, a degree of judgment is required in establishing fair values. Judgments include considerations of inputs such as liquidity risk, credit risk and volatility. Changes in assumptions about these factors could affect the reported fair value of financial instruments.

[Handwritten signature]

[Handwritten signature]

[Handwritten signature]

[Handwritten signature]



ICL Fincorp Limited

Notes to the Consolidated financial statements for the quarter ended 30-June-2023

(All amounts are in Thousands of Indian Rupees unless otherwise stated)

D. IMPAIRMENT OF LOANS PORTFOLIO

The measurement of impairment losses across all categories of financial assets requires judgement, in particular, the estimation of the amount and timing of future cash flows and collateral values when determining impairment losses and the assessment of a significant increase in credit risk. These estimates are driven by a number of factors, changes in which can result in different levels of allowances. It has been the Group's policy to regularly review its models in the context of actual loss experience and adjust when necessary. The impairment loss on loans and advances is disclosed in more detail in Note 10 Overview of ECL principles. In case, higher provisions are to be considered as per the prudential norms of the Reserve Bank of India, they are considered and routed through Impairment Reserves.

E. CONTINGENT LIABILITIES AND PROVISIONS OTHER THAN IMPAIRMENT ON LOAN PORTFOLIO

The Group operates in a regulatory and legal environment that, by nature, has a heightened element of litigation risk inherent to its operations. As a result, it is involved in various litigation, arbitration in the ordinary course of the Group's business. When the Group can reliably measure the outflow of economic benefits in relation to a specific case and considers such outflows to be probable, the Group records a provision against the case. Where the probability of outflow is considered to be remote, or probable, but a reliable estimate cannot be made, a contingent liability is disclosed. Given the subjectivity and uncertainty of determining the probability and amount of losses, the Group takes into account a number of factors including legal advice, the stage of the matter and historical evidence from similar incidents. Significant judgement is required to conclude on these estimates.

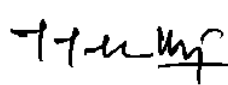




F. EFFECTIVE INTEREST RATE (EIR) METHOD

The Group's EIR methodology, recognises interest income / expense using a rate of return that represents the best estimate of a constant rate of return over the expected behavioural life of loans given / taken and recognises the effect of potentially different interest rates at various stages and other characteristics of the product life cycle (including prepayments and penalty, interest and charges).

This estimation, by nature, requires an element of judgement regarding the expected behaviour and life-cycle of the instruments and other fee income / expense that are integral parts of the instrument.

G. OTHER ESTIMATES

These include contingent liabilities, useful lives of tangible and intangible assets etc.


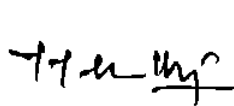
    

ICL Fincorp Limited**Notes to the Consolidated financial statements for the quarter ended 30-June-2023***(All amounts are in Thousands of Indian Rupees unless otherwise stated)***8 Cash and Cash Equivalents**

	As at 30-Jun-2023	As at 31-Mar-2023
Cash on hand	35,968.43	26,078.10
Balance with Banks	1,05,716.18	71,822.64
Total	1,41,684.61	97,900.74

9 Bank Balances other than above

	As at 30-Jun-2023	As at 31-Mar-2023
Earmarked balances with banks:		
Balances with banks to the extent held as security	52,500.00	50,000.00
For unpaid dividend	109.03	109.03
Debenture trustee account	3,036.07	3,086.07
Total	55,645.10	53,195.10






ICL Fincorp Limited
Notes to the Consolidated financial statements for the quarter ended 30-June-2023
(All amounts are in Thousands of Indian Rupees unless otherwise stated)

10 Loans

	As at 30-June-2023			
	Amortised Cost	Through Other Comprehensive Income	At Fair value Through profit or loss	Designated at Fair Value Through profit or loss
				Subtotal
				Total
Loans				
(A)				
i) Loans repayable on demand				
Gold Loan	41,59,021.49	-	-	-
Personal Loan	5,928.01	-	-	-
Other	7,055.39	-	-	-
ii) Term Loans				
Gold Loan	30,536.55	-	-	-
Hypothecation Loan	1,936.91	-	-	-
Business Loan	84.46	-	-	-
Related Party#	12,699.34	-	-	-
Personal Loan	2,804.68	-	-	-
Total (A)- Gross	42,20,066.82	-	-	-
Less: Impairment loss allowance	22,622.34	-	-	-
Total (A)- Net	41,97,444.47	-	-	-
(B)				
i) Secured by tangible assets	41,91,579.41	-	-	-
ii) Unsecured	28,487.41	-	-	-
Total (B)- Gross	42,20,066.82	-	-	-
Less: Impairment loss allowance	22,622.34	-	-	-
Total (B)- Net	41,97,444.47	-	-	-



ICL Fincorp Limited

Notes to the Consolidated financial statements for the quarter ended 30-June-2023

(All amounts are in Thousands of Indian Rupees unless otherwise stated)

10 Loans(Contd)

(C)				
(i) Loans in India				
1) Public Sector	-	-	-	-
2) Others	-	-	-	-
Total (C) (i)-Gross	42,20,066.82	42,20,066.82	42,20,066.82	42,20,066.82
Less: Impairment loss allowance	22,622.34	-	-	22,622.34
Total (C) (i)-Net	41,97,444.47	41,97,444.47	41,97,444.47	41,97,444.47

#This amount includes ₹1,26,99,338/- to ICL Tours and Travels Private Limited. It represents the amount of expenditure incurred for and on behalf of the specified companies, which are treated as advances and the Company is charging interest @ 13% per annum and the same is disclosed under Note No. 10. This amount is to be repaid within a period of four years from the date of incurring of expenses as per the Memorandum of Understanding entered into with the companies.

Loans and advances due by directors or other officers of the company or any of them either severally or jointly with any other persons

Nil

Amounts due by firms or private companies in which any director is a partner or a director or a member

12,699.34

Nil

Nil

12,699.34



Handwritten signatures and initials: 'H-e-m-y', 'Chd', and 'L-sa'.

ICL Fincorp Limited

Notes to the Consolidated financial statements for the quarter ended 30-June-2023

(All amounts are in Thousands of Indian Rupees unless otherwise stated)

10 Loans(Contd)

	As at 31-Mar-2023			
	Amortised Cost	Through Other Comprehensive Income	At Fair value Through profit or loss	Designated at Fair Value Through profit or loss
				Subtotal
				Total
Loans				
(A)				
i) Loans repayable on demand				
Gold Loan	39,86,503.48	-	-	-
Personal Loan	5,851.76	-	-	-
Other	7,055.39	-	-	-
ii) Term Loans				
Gold Loan	30,536.55	-	-	-
Hypothecation Loan	1,952.61	-	-	-
Business Loan	84.46	-	-	-
Related Party#	13,780.92	-	-	-
Personal Loan	2,804.68	-	-	-
Total (A)- Gross	40,48,569.84	-	-	-
Less: Impairment loss allowance	18,126.44	-	-	-
Total (A)- Net	40,30,443.40	-	-	-
(B)				
i) Secured by tangible assets	40,19,077.09	-	-	-
ii) Unsecured	29,492.75	-	-	-
Total (B)- Gross	40,48,569.84	-	-	-
Less: Impairment loss allowance	18,126.44	-	-	-
Total (B)- Net	40,30,443.40	-	-	-



Handwritten signatures and initials: "H-m-ny" and "Chd" with a signature.

ICL Fincorp Limited

Notes to the Consolidated financial statements for the quarter ended 30-June-2023

(All amounts are in Thousands of Indian Rupees unless otherwise stated)

10 Loans(Contd)

(C)				
(i) Loans in India				
1) Public Sector	-	-	-	-
2) Others	40,48,569.84	-	-	40,48,569.84
Total (C) (I)-Gross	40,48,569.84	-	-	40,48,569.84
Less: Impairment loss allowance	18,126.44	-	-	18,126.44
Total (C) (I)-Net	40,30,443.40	-	-	40,30,443.40

#This amount includes ₹1,37,80,919/- to ICL Tours and Travels Private Limited. It represents the amount of expenditure incurred for and on behalf of the specified companies, which are treated as advances and the Company is charging interest @ 13% per annum and the same is disclosed under Note No. 10. This amount is to be repaid within a period of four years from the date of incurring of expenses as per the Memorandum of Understanding entered into with the companies.

Loans and advances due by directors or other officers of the company or any of them either severally or jointly with any other persons

Nil

Amounts due by firms or private companies in which any director is a partner or a director or a member

13,780.92

Nil

Nil

Nil

13,780.92



[Handwritten signature]

[Handwritten signature]

[Handwritten signature]

[Handwritten signature]

ICL Fincorp Limited

Notes to the Consolidated financial statements for the quarter ended 30-June-2023
(All amounts are in Thousands of Indian Rupees unless otherwise stated)

10 Loans(Contd)

Summary of ECL provisions

Particulars	As at 30th June 2023			
	Stage 1	Stage 2	Stage 3	Total
i)Gold Loan	4,447.25	9,642.21	6,831.27	20,920.73
ii)Hypothecation Loan	0.42	-	199.38	199.80
iii)Business Loan	-	-	12.67	12.67
v)Personal Loan	-	60.00	662.06	722.06
vi)Related Party	61.54	-	-	61.54
vii)Other Loan	-	-	705.54	705.54
Total closing ECL provisions	4,509.21	9,702.21	8,410.92	22,622.34
Particulars	As at 31st March 2023			
	Stage 1	Stage 2	Stage 3	Total
i)Gold Loan	4,248.09	1,123.80	11,100.19	16,472.08
ii)Hypothecation Loan	-	-	199.38	199.38
iii)Business Loan	-	-	12.67	12.67
v)Personal Loan	-	-	736.77	736.77
vi)Related Party	-	-	-	-
vii)Other Loan	-	-	705.54	705.54
Total closing ECL provisions	4,248.09	1,123.80	12,754.54	18,126.44



Handwritten signatures and initials: A large signature on the left, and 'Chd' and 'Cao' on the right.

ICL Fincorp Limited**Notes to the Consolidated financial statements for the quarter ended 30-June-2023***(All amounts are in Thousands of Indian Rupees unless otherwise stated)***10 Loans (Contd.)**

An analysis of changes in the gross carrying amount and the corresponding ECL allowances in relation to receivables under financing activities is, as follows:

	Period ended 30th June 2023			
	Stage 1	Stage 2	Stage 3	Total
Opening Gross carrying amount	37,80,032.67	1,12,374.69	1,56,162.48	40,48,569.84
Add:- New Assets	18,95,084.33	-	-	18,95,084.33
Less:- Assets repaid	(15,28,897.20)	(95,458.43)	(59,336.30)	(16,83,691.92)
Transfer to Stage 1	1,505.48	-	(1,505.48)	-
Transfer to Stage 2	(9,60,194.90)	9,60,194.90	-	-
Transfer to Stage 3	(5,507.19)	(7,603.20)	13,110.39	-
Less:- Write off	(6,461.04)	(4,788.39)	(28,646.00)	(39,895.43)
Closing Gross carrying amount	31,75,562.14	9,64,719.58	79,785.10	42,20,066.82

Reconciliation of ECL Balance

ECL Provision	Period ended 30th June 2023			
	Stage 1	Stage 2	Stage 3	Total
Gross carrying amount	4,248.10	1,123.80	12,754.54	18,126.44
Add:- New Assets	4,346.02	-	1,318.01	5,664.03
Less:- Repaid	(4,029.05)	(954.63)	(2,893.36)	(7,877.05)
Transfer to Stage 1	-	-	-	-
Transfer to Stage 2	(9,656.96)	9,656.96	-	-
Transfer to Stage 3	(42.44)	(694.85)	737.29	-
Less:- Write off	(51.48)	(47.88)	(3,612.03)	(3,711.39)
Impact of changes in credit risk on account of stage movements	9,695.02	618.81	106.47	10,420.30
Closing carrying amount	4,509.21	9,702.21	8,410.92	22,622.34

Credit Quality of assets

The table below shows the credit quality and the maximum exposure to credit risk based on the Company's

As on 30-06-2023

Internal Rating	Stage 1	Stage 2	Stage 3	Total
High Grade	27,14,662.00	4,48,311.64	1,697.99	31,64,671.64
Medium Grade	2,55,435.74	4,13,876.26	2,116.45	6,71,428.45
Low Grade	2,05,464.40	1,02,531.68	75,970.65	3,83,966.73
Total	31,75,562.14	9,64,719.58	79,785.10	42,20,066.82

As on 31-03-2023

Internal Rating	Stage 1	Stage 2	Stage 3	Total
High Grade	33,50,602.10	59,393.70	8,620.49	34,18,616.28
Medium Grade	3,10,857.34	30,884.34	9,006.25	3,50,747.93
Low Grade	1,18,573.23	22,096.66	1,38,535.75	2,79,205.63
Total	37,80,032.67	1,12,374.69	1,56,162.48	40,48,569.84

7-12-23

[Signature]

[Signature]

[Signature]



ICL Fincorp Limited

Notes to the Consolidated financial statements for the quarter ended 30-june-2023

(All amounts are in Thousands of Indian Rupees unless otherwise stated)

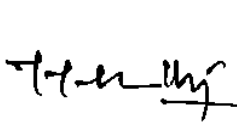


11 Investments	At Fair Value				
	Amortised Cost	Through Other Comprehensive Income	Through Profit or Loss	Designated at fair value through profit or loss	Total
As at 30-Jun-2023					
Mutual funds	-	-	8,310.73	-	8,310.73
Government securities	-	-	-	-	-
Other Companies	-	-	33,998.47	-	33,998.47
Equity instruments	-	-	-	-	-
Others (Quoted)	-	-	9,424.87	-	9,424.87
Total Gross (A)	-	-	51,734.07	-	51,734.07
Investment Outside India	-	-	-	-	-
Investment In India	-	-	51,734.07	-	51,734.07
Total Gross (B)	-	-	51,734.07	-	51,734.07
Less : Allowance for Impairment loss (C)	-	-	-	-	-
Total - Net (D) = (A) - (C)	-	-	51,734.07	-	51,734.07
As at 31-Mar-2023					
Mutual funds	-	-	7,396.17	-	7,396.17
Government securities	-	-	-	-	-
Other Companies	-	-	30,060.95	-	30,060.95
Equity instruments	-	-	-	-	-
Others (Quoted)	-	-	9,629.39	-	9,629.39
Total Gross (A)	-	-	47,086.51	-	47,086.51
Investment Outside India	-	-	-	-	-
Investment In India	-	-	47,086.51	-	47,086.51
Total Gross (B)	-	-	47,086.51	-	47,086.51
Less : Allowance for impairment loss (C)	-	-	-	-	-
Total - Net (D) = (A) - (C)	-	-	47,086.51	-	47,086.51




Handwritten signatures and initials: "H-m-My", "Cm", and "Cm".

ICL Fincorp Limited
Notes to the Consolidated financial statements for the quarter ended 30-June-2023
(All amounts are in Thousands of Indian Rupees unless otherwise stated)
11 Investments (Contd)
Details of Investments in Equity Instruments and Mutual Funds

Name of Body Corporate	As at 30-June-2023		As at 31-May-2023	
	Quantity of Shares	Market value	Quantity of Shares	Market value
Adani Wilmar Ltd.	500	294.98	500	202.93
Ahtala Engineers Ltd.	500	56.80	500	42.45
ANG Lifesciences India Ltd.	312	21.13	312	23.79
Aarti Industries Ltd.	500	251.80	-	-
Aurobindo Pharma Ltd.	500	363.68	500	259.05
Bharat Electronics Limited	-	-	2,000	195.10
Birlasoft Ltd.	1,000	358.90	3,000	703.45
RSE Ltd.	500	304.28	500	215.48
Cochin Shipyard Limited	-	-	250	118.94
Container Corporation Of India Ltd.	250	165.45	250	145.06
Dharmaj Crop Guard Ltd.	500	96.25	500	72.40
Elgi Equipments Ltd.	250	135.48	-	-
Future Consumer Ltd.	5,000	4.25	5,000	2.50
Granules India Ltd.	1,000	296.90	-	-
Graphite India Ltd.	-	-	1,000	262.55
ITL Infrastructure Ltd.	9,987	7.99	18,000	7.00
Happiest Minds Technologies Ltd.	500	489.25	500	383.93
HDFC Bank Limited	-	-	250	402.39
HDFC Life Insurance Company Ltd.	255	166.66	1,540	748.80
HeidelbergCement India Ltd.	1,000	171.95	1,000	168.95
Hindustan Oil Exploration Company Ltd.	-	-	1,250	158.25
HP Adhesives Ltd.	500	213.48	1,500	547.05
India Pesticides Ltd.	1,994	435.53	2,000	415.70
Indian Energy Exchange Ltd.	2,000	254.20	2,000	255.90
Indian Railway Catering & Tourism Corporation Ltd.	750	476.33	750	429.60
Intellect Design Arena Ltd.	1,610	1,012.05	1,500	615.90
Kaveri Seed Company Ltd.	200	101.97	200	95.59
Laurus Organic Industries Ltd.	500	129.95	-	-
Maple Ltd.	500	451.38	500	324.20
Marksons Pharma Ltd.	-	-	3,000	211.20
PPAP Automotive Ltd.	1,000	202.45	1,000	157.06
PVR Inox Ltd.	250	343.36	-	-
Reliance Communications Ltd.	15,000	16.50	15,000	18.75
Rossari Biotech Ltd.	261	227.03	261	155.58
Shakti Pumps (India) Ltd.	1,000	594.68	1,000	484.48
Sona BLW Precision Forgings Ltd.	500	257.93	500	286.75
Strides Pharma Science Ltd.	1,000	430.65	1,000	286.35
Tarsons Products Ltd.	500	301.13	500	266.08
Tata Chemicals Ltd.	250	250.35	-	-
Vedionics Idea Ltd.	27,499	284.87	27,500	159.50
Westlife Development Limited	-	-	800	546.68
Woodwards Ltd.	750	176.59	750	115.43
YES Bank Ltd.	15,969	259.50	16,000	248.80
SUB TOTAL		9,424.87		9,629.39
Total Mutual Funds				
ICSP BLACK ROCK Tax Saver Fund (D) (FY: Rs. 10/-)	2,00,797	3,066.53	2,00,797	3,546.27
AXIS LONG TERM EQUITY FUND (D) (FY: Rs. 10/-)	1,50,706	3,394.61	1,50,706	2,904.90
Aditya Birla Sun Life Tax Relief 96 (D) (FY: Rs. 10/-)	6,157	1,000.27	6,157	894.92
NIFFON INDIA MUTUAL FUND ETH GOLD BEES	1,080	49.31	1,000	51.07
SUB TOTAL		8,310.73		7,396.17
TOTAL		17,735.60		17,025.56






ICL Fincorp Limited**Notes to the Consolidated financial statements for the quarter ended 30-June-2023***(All amounts are in Thousands of Indian Rupees unless otherwise stated)***12 Other Financial Asset**

	As at 30-Jun-2023	As at 31-Mar-2023
Interest accrued on loan portfolio	4,19,998.75	2,92,746.30
Security deposits	55,176.13	54,955.35
Balance with Demat account(Kolak Securities)	(1,436.48)	(3,814.02)
Other Receivables	400.00	-
Total	4,74,138.40	3,43,887.64

13 Current tax assets

	As at 30-Jun-2023	As at 31-Mar-2023
Advance Income Tax & Tax Deducted at Source	38,102.33	32,892.22
Total	38,102.33	32,892.22



ICL Fincorp Limited

Notes to the Consolidated financial statements for the quarter ended 30-June-2023
(All amounts are in Thousands of Indian Rupees unless otherwise stated)

14(A) Property, Plant and Equipment

	Land	Building	Electrical Installations & Equipments	Furniture and fixtures	Office Equipments	Motor Vehicles	Computer and accessories	Total
Cost or valuation								
At 1-Apr-2022	26,303.77	53,856.22	25,015.88	1,72,119.80	70,616.14	27,591.66	36,880.70	4,12,384.16
Additions	-	36,124.38	19,368.74	64,562.36	15,402.05	2,654.69	14,088.01	1,52,200.23
Disposals	-	-	-	-	-	-	-	-
Write off	-	-	-	-	-	-	-	-
As at 31-Mar-2023	26,303.77	89,980.60	44,384.62	2,36,682.16	86,018.19	30,246.36	50,968.70	5,64,584.40
Additions	-	1,087.79	361.62	3,553.95	444.96	663.54	1,754.95	7,866.81
Disposals	-	-	-	-	-	-	-	-
Write off	-	-	-	-	-	-	-	-
As at 30-Jun-2023	26,303.77	91,068.39	44,746.24	2,40,236.11	86,463.15	30,909.89	52,723.65	5,72,451.21
Depreciation								
At 1-Apr-2022	-	1,778.37	13,683.96	80,698.24	30,298.61	12,920.81	27,146.79	1,66,526.78
Charge for the year	-	3,133.20	4,635.62	30,798.72	20,369.84	5,381.89	8,219.65	72,538.91
Disposals	-	-	-	-	-	-	-	-
Write off	-	-	-	-	-	-	-	-
As at 31-Mar-2023	-	4,911.56	18,319.58	1,11,496.95	50,668.45	18,302.70	35,366.44	2,39,065.69
Charge for the period	-	1,037.81	1,696.96	8,213.82	3,930.25	983.58	2,438.55	18,300.96
Disposals	-	-	-	-	-	-	-	-
Write off	-	-	-	-	-	-	-	-
As at 30-Jun-2023	-	5,949.38	20,016.54	1,19,710.77	54,598.70	19,286.28	37,804.99	2,57,366.66
Net Block								
At 1-Apr-2022	26,303.77	52,077.85	11,331.91	91,421.56	40,317.52	14,670.85	9,733.91	2,45,857.38
As at 31-Mar-2023	26,303.77	85,069.03	26,065.04	1,25,185.21	35,349.73	11,943.66	15,602.26	3,25,518.70
As at 30-Jun-2023	26,303.77	85,119.01	24,729.70	1,20,525.34	31,864.45	11,623.61	14,918.67	3,15,084.55



Handwritten signatures and initials: "Hemant", "Cofg.", and a large signature.

ICL Fincorp Limited**Notes to the Consolidated financial statements for the quarter ended 30-June-2023***(All amounts are in Thousands of Indian Rupees unless otherwise stated)***14(B) Capital work in progress**

	As at 30-June-2023	As at 31-Mar-2023
Capital work in progress	3,631.72	3,631.72
Total	3,631.72	3,631.72

Capital work in progress ageing schedule**As at 30-June-2023**

CWIP	Amount in CWIP for a period of				Total
	Less than 1 year	1-2 years	2-3 years	More than 3 years	
Projects in progress	3,631.72	-	-	-	3,631.72
Projects temporarily suspended	-	-	-	-	-

As at 31-March-2023

Particulars	Outstanding for following periods from due date of payment				Total
	Less than 1 year	1-2 years	2-3 years	More than 3 years	
Projects in progress	3,631.72	-	-	-	3,631.72
Projects temporarily suspended	-	-	-	-	-

Handwritten signature

Handwritten signature

Handwritten signature

Handwritten signature



ICL Fincorp Limited
Notes to the Consolidated financial statements for the quarter ended 30-June-2023
(All amounts are in Thousands of Indian Rupees unless otherwise stated)

14(C) Right-of-Use Asset

	Total
Building	
At 1-Apr-2022	1,78,084.08
Additions	80,915.04
Disposals	2,629.41
As at 31-Mar-2023	2,56,369.71
Additions	3,989.10
Disposals	101.17
As at 30-Jun-2023	2,60,257.65
Depreciation	
At 1-Apr-2022	1,04,926.78
Charge for the year	36,969.97
Disposals	-
As at 31-Mar-2023	1,41,896.75
Charge for the period	8,984.35
Disposals	-
As at 30-Jun-2023	1,50,881.09
Net Right-of-use asset	
At 1-Apr-2022	73,157.30
As at 31-Mar-2023	1,14,472.96
As at 30-Jun-2023	1,09,376.55

14(C) Lease Liability

Balance at the beginning as on 01-04-2022	68,043.87
Additions	73,862.60
Finance cost accrued during the year	12,609.88
Deletions	2,809.56
Payment of lease liabilities	41,408.20
Balance at the end as on 31-03-2023	1,10,298.59
Additions	3,708.62
Finance cost accrued during the year	3,259.14
Deletions	116.61
Payment of lease liabilities	9,886.58
Balance at the end as on 30-06-2023	1,07,263.16
Particulars	As at 30-Jun-2023
Less than one year	853.04
One to five years	48,021.51
More than five years	58,388.61
Total	1,07,263.16

Handwritten signature

Handwritten signature

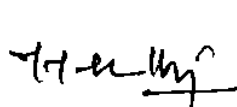
Handwritten signature

Handwritten signature



ICL Fincorp Limited**Notes to the Consolidated financial statements for the quarter ended 30-June-2023***(All amounts are in Thousands of Indian Rupees unless otherwise stated)***15 Other Intangible Assets**

	Computer Software
Cost	
At 1-Apr-2022	4,206.40
Additions	180.21
Disposals	-
As at 31-Mar-2023	4,386.61
Additions	
Disposals	-
As at 30-Jun-2023	4,386.61
Amortization	
At 1-Apr-2022	1,892.84
Charge for the year	732.75
Disposals	-
As at 31-Mar-2023	2,625.59
Charge for the period	70.35
Disposals	-
As at 30-Jun-2023	2,695.94
Net Block	
At 1-Apr-2022	2,313.56
As at 31-Mar-2023	1,761.02
As at 30-Jun-2023	1,690.67



ICL Fincorp Limited**Notes to the Consolidated financial statements for the quarter ended 30-June-2023***(All amounts are in Thousands of Indian Rupees unless otherwise stated)***16 Other Non-Financial Asset**

	As at 30-Jun-2023	As at 31-Mar-2023
Prepaid Expenses	1,661.63	2,347.72
GST Receivables	18,958.76	16,009.61
Other Advances	1,25,247.88	1,04,144.76
Balance with government authorities	16,977.62	16,977.62
Total	1,62,845.90	1,39,479.71



ICL Fincorp Limited
Notes to the Consolidated financial statements for the quarter ended 30-June-2023

(All amounts are in Thousands of Indian Rupees unless otherwise stated)

17 Trade payables

	As at 30-Jun-2023	As at 31-Mar-2023
Total outstanding dues of micro enterprises and small enterprises; and	-	632.41
Total outstanding dues of creditors other than micro enterprises and small enterprises	10,728.15	13,749.97
Total	10,728.15	14,382.38

Trade Payables aging schedule

As at 30-June-2023

Particulars	Outstanding for following periods from due date of payment				Total
	Less than 1 year	1-2 years	2-3 years	More than 3 years	
i) MSME	-	-	-	-	-
ii) Others	9,605.91	412.97	455.37	253.90	10,728.15
iii) Disputed dues-MSME	-	-	-	-	-
iv) Disputed dues-Others	-	-	-	-	-

As at 31-March-2023

Particulars	Outstanding for following periods from due date of payment				Total
	Less than 1 year	1-2 years	2-3 years	More than 3 years	
i) MSME	632.41	-	-	-	632.41
ii) Others	12,432.84	790.96	282.00	244.18	13,749.97
iii) Disputed dues-MSME	-	-	-	-	-
iv) Disputed dues-Others	-	-	-	-	-

Disclosure: Micro, Small and Medium Enterprises

	As at 30-Jun-2023	As at 31-Mar-2023
a) the principal amount and the interest due thereon (to be shown separately) remaining unpaid to any supplier at the end of each accounting year;	Nil	Nil
(b) the amount of interest paid by the buyer in terms of section 16 of the Micro, Small and Medium Enterprises Development Act, 2006, along with the amount of the payment made to the supplier beyond the appointed day during each accounting year;	Nil	Nil
(c) the amount of interest due and payable for the period of delay in making payment (which have been paid but beyond the appointed day during the year) but without adding the interest specified under the Micro, Small and Medium Enterprises Development Act, 2006;	Nil	Nil
(d) the amount of interest accrued and remaining unpaid at the end of each accounting	Nil	Nil
(e) the amount of further interest remaining due and payable even in the succeeding years, until such date when the interest dues above are actually paid to the small enterprise, for the purpose of disallowance of a deductible expenditure under section 23 of the Micro, Small and Medium Enterprises Development Act, 2006.	Nil	Nil

Dues to Micro and Small Enterprises have been determined to the extend such parties have been identified on the basis of information collected by the Management.

Handwritten signatures and initials

Handwritten signature and initials




ICL Fincorp Limited**Notes to the Consolidated financial statements for the quarter ended 30-june-2023***(All amounts are in Thousands of Indian Rupees unless otherwise stated)***19 Debt Securities**

	As at 30-Jun-2023	As at 31-Mar-2023
At Amortised Cost		
Privately placed redeemable non-convertible debentures (Secured)	32,83,718.00	32,45,024.00
Others - Non-convertible Debentures - Public Issue(Secured)	-	-
Total (A)	32,83,718.00	32,45,024.00
Debt securities in India	32,83,718.00	32,45,024.00
Debt securities outside India	-	-
Total (B)	32,83,718.00	32,45,024.00

Nature of Security

Secured (first ranking) by a hypothecation of all current assets, loans and advances, including standard gold loan receivables, and other unencumbered assets of the company, excluding fixed assets and the investment made in subsidiary, both present and future, having a minimum security cover of 110% of outstanding balance of debentures and accrued interest thereon, at any time.. The company has executed a separate deed of hypothecation in favour of Trustees for creation of this security.

Debentures are offered for a period of 13 months to 68 months.



ICL Fincorp Limited

Notes to the Consolidated financial statements for the quarter ended 30-June-2023

(All amounts are in Thousands of Indian Rupees unless otherwise stated)

18 Debt Securities (contd.)

A) Non Convertible Debentures (Secured)

Non Convertible Debentures of ₹1,000/- each. Details of rate of interest and maturity pattern as on the date of the balance sheet is as under:

As at 30-Jun-2023

Redeemable at par within	Rate of interest							
	>= 10% < 12%		>= 12% < 14%		>= 14%		Total	
	Number	Amount	Number	Amount	Number	Amount	Number	Amount
Due within 1 year	4,57,608	4,57,608.00	9,66,621	9,66,621.00	-	-	14,24,229	14,24,229.00
Due within 1-2 years	1,66,982	1,66,982.00	7,46,770	7,46,770.00	-	-	9,13,752	9,13,752.00
Due within 2-3 years	1,69,479	1,69,479.00	4,15,599	4,15,599.00	-	-	5,85,078	5,85,078.00
Due within 3-4 years	-	-	1,36,894	1,36,894.00	-	-	1,36,894	1,36,894.00
Due within 4-5 years	-	-	1,18,437	1,18,437.00	-	-	1,18,437	1,18,437.00
Due within 5-6 years	-	-	1,05,328	1,05,328.00	-	-	1,05,328	1,05,328.00
Grand Total	7,94,069	7,94,069.00	24,89,649	24,89,649.00	-	-	32,83,718	32,83,718.00

As at 31-Mar-2023

Redeemable at par within	Rate of interest							
	>= 10% < 12%		>= 12% < 14%		>= 14%		Total	
	Number	Amount	Number	Amount	Number	Amount	Number	Amount
Due within 1 year	3,71,148	3,71,148.00	9,96,593	9,96,593.00	-	-	13,67,741	13,67,741.00
Due within 1-2 years	1,61,507	1,61,507.00	7,09,497	7,09,497.00	-	-	8,71,004	8,71,004.00
Due within 2-3 years	1,71,033	1,71,033.00	4,61,185	4,61,185.00	-	-	6,32,218	6,32,218.00
Due within 3-4 years	2,850	2,850.00	1,49,913	1,49,913.00	-	-	1,52,763	1,52,763.00
Due within 4-5 years	-	-	1,09,032	1,09,032.00	-	-	1,09,032	1,09,032.00
Due within 5-6 years	-	-	1,12,266	1,12,266.00	-	-	1,12,266	1,12,266.00
Grand Total	7,06,538	7,06,538.00	25,38,486	25,38,486.00	-	-	32,45,024	32,45,024.00

Handwritten signature

Handwritten signature

Handwritten signature

Handwritten signature



ICL Fincorp Limited**Notes to the Consolidated financial statements for the quarter ended 30-june-2023***(All amounts are in Thousands of Indian Rupees unless otherwise stated)***18 Debt Securities (contd.)****D) Non Convertible Debentures of ₹1,000/- each - series-wise classification****As at 30-Jun-2023**

Sl. No.	Date of Allotment	Outstanding	Interest Rate	Tenure (months)
1	15-02-2018	2,600.00	13.66%	65
2	28-02-2018	4,303.00	13.66%	65
3	05-03-2018	220.00	13.66%	65
4	12-03-2018	5,360.00	13.66%	65
5	19-03-2018	2,375.00	13.66%	65
6	26-03-2018	1,350.00	13.66%	65
7	03-04-2018	4,050.00	13.66%	65
8	10-04-2018	1,655.00	13.66%	65
9	16-04-2018	1,480.00	13.66%	65
10	23-04-2018	950.00	13.66%	65
11	30-04-2018	950.00	13.66%	65
12	07-05-2018	1,500.00	13.66%	65
13	14-05-2018	1,000.00	13.66%	65
14	21-05-2018	2,200.00	13.66%	65
15	28-05-2018	1,625.00	13.66%	65
16	04-06-2018	3,742.00	13.66%	65
17	11-06-2018	600.00	13.66%	65
18	18-06-2018	4,100.00	13.66%	65
19	25-06-2018	3,650.00	13.66%	65
20	02-07-2018	1,081.00	13.66%	65
21	09-07-2018	400.00	13.66%	65
22	16-07-2018	775.00	13.66%	65
23	23-07-2018	2,200.00	13.66%	65
24	30-07-2018	2,224.00	13.66%	65
25	06-08-2018	1,995.00	13.66%	65
26	13-08-2018	3,781.00	13.66%	65
27	20-08-2018	3,174.00	13.66%	65
28	03-09-2018	3,725.00	13.66%	65
29	10-09-2018	4,800.00	13.66%	65
30	17-09-2018	915.00	13.66%	65
31	24-09-2018	150.00	13.66%	65
32	01-10-2018	2,592.00	13.66%	65
33	07-11-2018	5,000.00	13.66%	65
34	07-12-2018	7,660.00	13.66%	65
35	07-01-2019	5,815.00	13.66%	65
36	07-02-2019	12,095.00	13.66%	65
37	07-03-2019	4,700.00	13.66%	65
38	12-04-2019	4,055.00	13.66%	65
39	07-05-2019	5,205.00	13.66%	65
40	07-06-2019	5,150.00	13.66%	65
41	08-07-2019	9,820.00	13.66%	65
42	07-08-2019	9,639.00	13.66%	65
43	07-09-2019	5,295.00	13.66%	65
44	09-10-2019	6,525.00	13.66%	65
45	07-11-2019	11,018.00	13.66%	65

T. P. Chy

[Signature]

Ces



Chy

ICL Fincorp Limited**Notes to the Consolidated financial statements for the quarter ended 30-June-2023***(All amounts are in Thousands of Indian Rupees unless otherwise stated)***18 Debt Securities (contd.)****D] Non Convertible Debentures of ₹1,000/- each - series-wise classification****As at 30-Jun-2023**

46	19-12-2019	18,985.00	13.66%	65
47	13-01-2020	3,946.00	13.66%	65
48	18-02-2020	9,310.00	13.66%	65
49	18-03-2020	21,601.00	13.66%	65
50	17-04-2020	1,755.00	13.66%	65
51	12-05-2020	7,978.00	13.66%	65
52	13-06-2020	3,815.00	13.66%	65
53	30-06-2020	6,925.00	13.66%	65
54	14-07-2020	44,276.00	12.25%-13.66%	36-65
55	11-08-2020	22,725.00	12.25%-13.66%	36-65
56	27-08-2020	50,500.00	12.25%-13.66%	36-65
57	12-09-2020	18,000.00	12.25%-13.66%	36-65
58	29-09-2020	20,631.00	12.25%-13.66%	36-65
59	13-10-2020	17,129.00	12.25%-13.66%	36-65
60	02-11-2020	19,180.00	12.25%-13.66%	36-65
61	18-11-2020	21,745.00	12.25%-13.66%	36-65
62	05-12-2020	26,217.00	12.25%-13.66%	36-65
63	21-12-2020	25,605.00	12.25%-13.66%	36-65
64	07-01-2021	24,625.00	12.25%-13.66%	36-65
65	27-01-2021	15,270.00	12.25%-13.66%	36-65
66	09-02-2021	31,423.00	12.25%-13.66%	36-65
67	23-02-2021	27,555.00	12.25%-13.66%	36-65
68	09-03-2021	20,131.00	12.25%-13.66%	36-65
69	25-03-2021	20,575.00	12.25%-13.66%	36-65
70	30-03-2021	2,020.00	12.25%-13.66%	36-65
71	13-04-2021	15,620.00	12.25%-13.66%	36-65
72	23-04-2021	12,870.00	12.25%-13.66%	36-65
73	08-05-2021	14,250.00	12.25%-13.66%	36-65
74	02-06-2021	17,628.00	12.25%-13.66%	36-65
75	18-06-2021	11,999.00	12.25%-13.66%	36-65
76	09-07-2021	37,146.00	12%-13.66%	24-65
77	23-07-2021	37,602.00	12%-13.66%	24-65
78	06-08-2021	28,244.00	12%-13.66%	24-65
79	26-08-2021	42,098.00	12%-13.66%	24-65
80	08-09-2021	44,351.00	12%-13.66%	24-65
81	23-09-2021	37,271.00	12%-13.66%	24-65
82	08-10-2021	37,607.00	12%-13.66%	24-65
83	27-10-2021	45,212.00	12%-13.66%	24-65
84	13-11-2021	43,009.00	12%-13.66%	24-65
85	03-12-2021	51,793.00	12%-13.66%	24-65
86	30-12-2021	30,150.00	12%-13.66%	24-65
87	31-12-2021	20,950.00	12%-13.66%	24-65
88	21-01-2022	18,735.00	12%-13.66%	24-65
89	28-01-2022	33,216.00	12%-13.66%	24-65
90	17-02-2022	34,724.00	12%-13.66%	24-65
91	17-02-2022	17,600.00	12%-13.66%	24-65
92	07-03-2022	54,463.00	12%-13.66%	24-65
93	21-03-2022	28,837.00	12%-13.66%	24-65

Handwritten signature: *Thang*

Handwritten signature: *[Signature]*

Handwritten signature: *[Signature]*

Handwritten signature: *Chia*



ICL Fincorp Limited**Notes to the Consolidated financial statements for the quarter ended 30-June-2023***(All amounts are in Thousands of Indian Rupees unless otherwise stated)***18 Debt Securities (contd.)****D] Non Convertible Debentures of ₹1,000/- each - series-wise classification****As at 30-Jun-2023**

94	30-03-2022	18,900.00	12%-13.66%	24-65
95	12-04-2022	43,960.00	12%-13.66%	24-65
96	19-04-2022	39,160.00	12%-13.66%	24-65
97	06-05-2022	34,487.00	11.5%-13.01%	24-68
98	07-05-2022	6,850.00	11.5%-13.01%	24-68
99	23-05-2022	45,354.00	11.5%-13.01%	24-68
100	02-06-2022	6,600.00	11%-13.01%	13-68
101	07-06-2022	53,768.00	11%-13.01%	13-68
102	20-06-2022	80,277.00	11%-13.01%	13-68
103	11-07-2022	73,224.00	11%-13.01%	13-68
104	02-08-2022	76,890.00	11%-13.01%	13-68
105	22-08-2022	5,850.00	11%-12.75%	13-36
106	23-08-2022	93,115.00	11%-13.01%	13-68
107	03-09-2022	76,423.00	11%-13.01%	13-68
108	26-09-2022	1,17,950.00	11%-13.01%	13-68
109	15-10-2022	88,026.00	11%-13.01%	13-68
110	31-10-2022	62,584.00	11%-13.01%	13-68
111	15-11-2022	1,01,094.00	11%-13.01%	13-68
112	02-12-2022	83,743.00	11%-13.01%	13-68
113	17-12-2022	64,718.00	11%-13.01%	13-68
114	31-12-2022	62,565.00	11%-13.01%	13-68
115	20-01-2023	61,202.00	11%-13.01%	13-68
116	07-02-2023	62,694.00	11%-13.01%	13-68
117	23-02-2023	62,094.00	11%-13.01%	13-68
118	14-03-2023	85,553.00	11%-13.01%	13-68
119	29-03-2023	71,190.00	11%-13.01%	13-68
120	31-03-2023	35,218.00	11%-13.01%	13-68
121	13-04-2023	61,386.00	11%-13.01%	13-68
122	27-04-2023	55,510.00	11%-13.01%	13-68
123	12-05-2023	57,140.00	11%-13.01%	13-68
124	19-05-2023	29,171.00	11%-13.01%	13-68
125	01-06-2023	60,583.00	11%-13.01%	13-68
126	14-06-2023	39,893.00	11%-13.01%	13-68
127	20-06-2023	5,750.00	11%-13.01%	13-68
Total		32,83,718.00		

Handwritten signature

Handwritten signature

Handwritten signature

Handwritten signature



ICL Fincorp Limited**Notes to the Consolidated financial statements for the quarter ended 30-June-2023***(All amounts are in Thousands of Indian Rupees unless otherwise stated)***18 Debt Securities (contd.)****D) Non Convertible Debentures of ₹1,000/- each - series-wise classification****As at 31-Mar-2023**

SL No.	Date of Allotment	Outstanding	Interest Rate	Tenure (months)
1	31-10-2017	825.00	13.66%	65
2	15-11-2017	1,625.00	13.66%	65
3	30-11-2017	3,120.00	13.66%	65
4	15-12-2017	3,503.00	13.66%	65
5	31-12-2017	2,375.00	13.66%	65
6	15-01-2018	3,420.00	13.66%	65
7	31-01-2018	2,560.00	13.66%	65
8	15-02-2018	2,600.00	13.66%	65
9	28-02-2018	4,303.00	13.66%	65
10	05-03-2018	220.00	13.66%	65
11	12-03-2018	5,360.00	13.66%	65
12	19-03-2018	2,375.00	13.66%	65
13	26-03-2018	1,350.00	13.66%	65
14	03-04-2018	4,050.00	13.66%	65
15	10-04-2018	1,655.00	13.66%	65
16	16-04-2018	1,480.00	13.66%	65
17	23-04-2018	950.00	13.66%	65
18	30-04-2018	950.00	13.66%	65
19	07-05-2018	1,500.00	13.66%	65
20	14-05-2018	1,000.00	13.66%	65
21	21-05-2018	2,200.00	13.66%	65
22	28-05-2018	1,625.00	13.66%	65
23	04-06-2018	3,742.00	13.66%	65
24	11-06-2018	600.00	13.66%	65
25	18-06-2018	4,100.00	13.66%	65
26	25-06-2018	3,650.00	13.66%	65
27	02-07-2018	1,081.00	13.66%	65
28	09-07-2018	400.00	13.66%	65
29	16-07-2018	775.00	13.66%	65
30	23-07-2018	2,200.00	13.66%	65
31	30-07-2018	2,224.00	13.66%	65
32	06-08-2018	1,995.00	13.66%	65
33	13-08-2018	3,781.00	13.66%	65
34	20-08-2018	3,174.00	13.66%	65
35	03-09-2018	3,725.00	13.66%	65
36	10-09-2018	4,800.00	13.66%	65
37	17-09-2018	915.00	13.66%	65
38	24-09-2018	150.00	13.66%	65
39	01-10-2018	2,592.00	13.66%	65
40	07-11-2018	5,000.00	13.66%	65
41	07-12-2018	7,660.00	13.66%	65
42	07-01-2019	5,815.00	13.66%	65
43	07-02-2019	12,095.00	13.66%	65

T-H-My

A

Cea



Chd

ICL Fincorp Limited**Notes to the Consolidated financial statements for the quarter ended 30-June-2023***(All amounts are in Thousands of Indian Rupees unless otherwise stated)***18 Debt Securities (contd.)****D) Non Convertible Debentures of ₹1,000/- each - series-wise classification****As at 31-Mar-2023**

SL No.	Date of Allotment	Outstanding	Interest Rate	Tenure (months)
44	07-03-2019	4,700.00	13.66%	65
45	12-04-2019	4,055.00	13.66%	65
46	07-05-2019	5,205.00	13.66%	65
47	07-06-2019	5,150.00	13.66%	65
48	08-07-2019	9,820.00	13.66%	65
49	07-08-2019	9,639.00	13.66%	65
50	07-09-2019	5,295.00	13.66%	65
51	09-10-2019	6,525.00	13.66%	65
52	07-11-2019	11,018.00	13.66%	65
53	19-12-2019	18,985.00	13.66%	65
54	13-01-2020	3,946.00	13.66%	65
55	18-02-2020	9,310.00	13.66%	65
56	18-03-2020	21,601.00	13.66%	65
57	17-04-2020	12,110.00	12.25%-13.66%	36-65
58	12-05-2020	34,948.00	12.25%-13.66%	36-65
59	13-06-2020	21,740.00	12.25%-13.66%	36-65
60	30-06-2020	28,635.00	12.25%-13.66%	36-65
61	14-07-2020	44,276.00	12.25%-13.66%	36-65
62	11-08-2020	22,725.00	12.25%-13.66%	36-65
63	27-08-2020	50,500.00	12.25%-13.66%	36-65
64	12-09-2020	18,000.00	12.25%-13.66%	36-65
65	29-09-2020	20,631.00	12.25%-13.66%	36-65
66	13-10-2020	17,129.00	12.25%-13.66%	36-65
67	02-11-2020	19,180.00	12.25%-13.66%	36-65
68	18-11-2020	21,745.00	12.25%-13.66%	36-65
69	05-12-2020	26,217.00	12.25%-13.66%	36-65
70	21-12-2020	26,105.00	12.25%-13.66%	36-65
71	07-01-2021	24,625.00	12.25%-13.66%	36-65
72	27-01-2021	15,270.00	12.25%-13.66%	36-65
73	09-02-2021	31,423.00	12.25%-13.66%	36-65
74	23-02-2021	27,555.00	12.25%-13.66%	36-65
75	09-03-2021	20,131.00	12.25%-13.66%	36-65
76	25-03-2021	20,575.00	12.25%-13.66%	36-65
77	30-03-2021	2,020.00	12.25%-13.66%	36-65
78	13-04-2021	25,920.00	12%-13.66%	24-65
79	23-04-2021	24,660.00	12%-13.66%	24-65
80	08-05-2021	22,795.00	12%-13.66%	24-65
81	02-06-2021	25,508.00	12%-13.66%	24-65
82	18-06-2021	24,329.00	12%-13.66%	24-65
83	09-07-2021	37,146.00	12%-13.66%	24-65
84	23-07-2021	37,602.00	12%-13.66%	24-65
85	06-08-2021	28,244.00	12%-13.66%	24-65
86	26-08-2021	42,098.00	12%-13.66%	24-65

H-2111

[Signature]

[Signature]

Crdg



ICL Fincorp Limited**Notes to the Consolidated financial statements for the quarter ended 30-June-2023***(All amounts are in Thousands of Indian Rupees unless otherwise stated)***18 Debt Securities (contd.)****D] Non Convertible Debentures of ₹1,000/- each - series-wise classification****As at 31-Mar-2023**

SL No.	Date of Allotment	Outstanding	Interest Rate	Tenure (months)
87	08-09-2021	44,691.00	12%-13.66%	24-65
88	23-09-2021	37,271.00	12%-13.66%	24-65
89	08-10-2021	37,607.00	12%-13.66%	24-65
90	27-10-2021	46,212.00	12%-13.66%	24-65
91	13-11-2021	43,009.00	12%-13.66%	24-65
92	03-12-2021	51,793.00	12%-13.66%	24-65
93	30-12-2021	30,150.00	12%-13.66%	24-65
94	31-12-2021	20,950.00	12%-13.66%	24-65
95	21-01-2022	18,735.00	12%-13.66%	24-65
96	28-01-2022	33,216.00	12%-13.66%	24-65
97	17-02-2022	52,324.00	12%-13.66%	24-65
98	07-03-2022	73,820.00	11.5%-13.66%	13-65
99	21-03-2022	42,773.00	11.5%-13.66%	13-65
100	30-03-2022	28,730.00	11.5%-13.66%	13-65
101	12-04-2022	64,805.00	11.5%-13.66%	13-65
102	19-04-2022	60,407.00	11.5%-13.66%	13-65
103	06-05-2022	54,338.00	11%-13.01%	13-68
104	07-05-2022	9,050.00	11%-13.01%	13-68
105	23-05-2022	62,579.00	11%-13.01%	13-68
106	02-06-2022	6,600.00	11%-13.01%	13-68
107	07-06-2022	53,768.00	11%-13.01%	13-68
108	20-06-2022	80,277.00	11%-13.01%	13-68
109	11-07-2022	73,224.00	11%-13.01%	13-68
110	02-08-2022	76,890.00	11%-13.01%	13-68
111	22-08-2022	5,850.00	11%-12.75%	13-36
112	23-08-2022	93,115.00	11%-13.01%	13-68
113	03-09-2022	76,423.00	11%-13.01%	13-68
114	26-09-2022	1,17,950.00	11%-13.01%	13-68
115	15-10-2022	88,026.00	11%-13.01%	13-68
116	31-10-2022	62,584.00	11%-13.01%	13-68
117	15-11-2022	1,01,094.00	11%-13.01%	13-68
118	02-12-2022	83,743.00	11%-13.01%	13-68
119	17-12-2022	64,718.00	11%-13.01%	13-68
120	31-12-2022	62,565.00	11%-13.01%	13-68
121	20-01-2023	61,202.00	11%-13.01%	13-68
122	07-02-2023	62,694.00	11%-13.01%	13-68
123	23-02-2023	62,094.00	11%-13.01%	13-68
124	14-03-2023	85,553.00	11%-13.01%	13-68
125	29-03-2023	71,190.00	11%-13.01%	13-68
126	31-03-2023	35,218.00	11%-13.01%	13-68
Total		32,45,849.00		

T. K. Singh

[Signature]

Gua

Chd



ICL Pincorp Limited
Notes to the Consolidated financial statements for the quarter ended 30-June-2023
(All amounts are in Thousands of Indian Rupees unless otherwise stated)

19 Borrowings (Other than Debt Securities)

	As at 30-Jun-2023	As at 31-Mar-2023
Term Loan		
Vehicle Loan- Axis Bank	11,952.08	12,785.14
SBI Term Loan	3,81,669.26	1,94,269.26
Loan repayable on demand		
Cash Credit from SBI	49,753.03	-
Loan From Related Parties		
Loan from Directors	591.31	1,911.28
Total	4,43,965.69	2,08,965.68
Borrowings in India	4,43,965.69	2,08,965.68
Borrowings outside India	-	-
Total	4,43,965.69	2,08,965.68

A/ Terms and Conditions of borrowings

Name of the financial Institution	Security	Nature of Loan	Interest Rate	Other Terms
Axis Bank Limited	Vehicle - Toyota Vellfire	Auto Loan	7.25%	Margin - 18%, EMI amounts to ₹1,79,752/- Period - 60 months
Axis Bank Limited	Vehicle - BMW	Auto Loan	8.73%	Margin - 14%, EMI amounts to ₹1,81,299/- Period - 60 months
State Bank of India	Hypothecation of Loan Receivables (Standard Assets as per IRACP Norms of RBI)	Term Loan	9.45%	Margin on Receivables atleast 125% of Term Loan Outstanding has to be ensured during the tenure of the loan
State Bank of India	Hypothecation of Loan Receivables (Standard Assets as per IRACP Norms of RBI)	Term Loan	11.65%	Margin on Receivables atleast 125% of Term Loan Outstanding has to be ensured during the tenure of the loan
State Bank of India	Hypothecation of Loan Receivables (Standard Assets as per IRACP Norms of RBI)	Cash Credit	11.65%	Margin on Receivables atleast 125% of Term Loan Outstanding has to be ensured during the tenure of the loan
K.G Anilkumar	Nil	Loan from Directors	Nil	Nil
Umadevi Anilkumar	Nil	Loan from Directors	Nil	Nil



7-7-2023
[Signature]
[Signature]
[Signature]

ICL Fincorp Limited**Notes to the Consolidated financial statements for the quarter ended 30-June-2023***(All amounts are in Thousands of Indian Rupees unless otherwise stated)***19 Borrowings (Other than Debt Securities)****Term Loan- (Secured)**

Details of rate of interest and maturity pattern as on the date of the balance sheet is as under:

30-Jun-23

Repayable within	Rate of Interest				Total
	11.65%	8.73%	7.25%	9.45%	
Due Within 1 year	36,200.00	1,715.37	1,787.42	47,900.00	87,602.79
Due Within 1-2 year	72,400.00	1,871.26	1,921.40	50,400.00	1,26,592.67
Due Within 2-3 year	91,400.00	2,041.32	2,065.43	50,400.00	1,45,906.75
Due Within 3-4 year	-	417.57	132.30	32,969.26	33,519.13
Due Within 4-5 year	-	-	-	-	-
Grand Total	2,00,000.00	6,045.53	5,906.55	1,81,669.26	3,93,621.34

31-Mar-23

Repayable within	Rate of Interest				Total
	10.51%	8.73%	7.25%	9.45%	
Due Within 1 year	-	1,678.47	1,755.41	50,400.00	53,833.88
Due Within 1-2 year	-	1,831.01	1,886.99	47,900.00	51,618.00
Due Within 2-3 year	-	1,997.41	2,028.44	50,400.00	54,425.85
Due Within 3-4 year	-	944.67	662.74	45,569.26	47,176.67
Due Within 4-5 year	-	-	-	-	-
Grand Total	-	6,451.56	6,333.58	1,94,269.26	2,07,054.40

H. H. H.

A. V.

C. S.


C. S.



ICL Fincorp Limited**Notes to the Consolidated financial statements for the quarter ended 30-June-2023***(All amounts are in Thousands of Indian Rupees unless otherwise stated)***20 Subordinate Liabilities**

	As at 30-Jun-2023	As at 31-Mar-2023
At Amortised Cost		
Subordinated debt from Others	2,40,795.00	2,40,795.00
Preference shares#	28,400.00	28,400.00
Total	2,69,195.00	2,69,195.00
Borrowings in India	2,69,195.00	2,69,195.00
Borrowings outside India	-	-
Total	2,69,195.00	2,69,195.00

#15% Redeemable Non - Convertible Cumulative Preference Shares of face value of Rs.100/- paid up each.



ICL Fincorp Limited**Notes to the Consolidated financial statements for the quarter ended 30-June-2023***(All amounts are in Thousands of Indian Rupees unless otherwise stated)***20 Subordinate Liabilities (contd.)****B] Subordinated Debts from Others(Unsecured)**

Subordinated debts have a face value of ₹ 1,000/- each. Details of rate of interest and maturity pattern as on the date of the balance sheet is as under:

As at 30-Jun-2023

Redeemable at par within	Rate of Interest					
	>= 12% < 14%		> =14%		Total	
	Number	Amount	Number	Amount	Number	Amount
Due within 1 year	22,450	22,450.00	15,000	15,000.00	37,450	37,450.00
Due within 1- 2 years	86,550	86,550.00	70,860	70,860.00	1,57,410	1,57,410.00
Due within 2-3 years	27,980	27,980.00	17,955	17,955.00	45,935	45,935.00
Due within 3-4 years	-	-	-	-	-	-
Due within 4-5 years	-	-	-	-	-	-
Grand Total	1,36,980	1,36,980.00	1,03,815	1,03,815.00	2,40,795	2,40,795.00

As at 31-Mar-2023

Redeemable at par within	Rate of Interest					
	>= 12% < 14%		> =14%		Total	
	Number	Amount	Number	Amount	Number	Amount
Due within 1 year	-	-	-	-	-	-
Due within 1- 2 years	1,05,900	1,05,900.00	83,860	83,860.00	1,89,760	1,89,760.00
Due within 2-3 years	3,100	3,100.00	2,000	2,000.00	5,100	5,100.00
Due within 3-4 years	-	-	-	-	-	-
Due within 4-5 years	27,980	27,980.00	17,955	17,955.00	45,935	45,935.00
Grand Total	1,36,980	1,36,980.00	1,03,815	1,03,815.00	2,40,795	2,40,795.00








ICL Fincorp Limited**Notes to the Consolidated financial statements for the quarter ended 30-June-2023***(All amounts are in Thousands of Indian Rupees unless otherwise stated)***21 Other financial liabilities**

	As at 30-Jun-2023	As at 31-Mar-2023
Interest accrued on borrowings	4,06,935.42	3,83,217.01
Unclaimed dividend*	109.03	109.03
Unpaid matured debentures and interest accrued thereon;	3,035.52	4,741.23
Unpaid matured Subordinated Debts and interest accrued thereon;	12,555.24	12,555.24
Debenture Application money	64,566.00	-
Employee related payables	45,184.52	40,527.44
Others	(181.49)	149.21
Total	5,32,204.24	4,41,299.16

*Amount to be credited to Investor Education and Protection Fund towards unpaid dividends

Nil


Nil

22 Provisions

	As at 30-Jun-2023	As at 31-Mar-2023
Employee Benefits		
- Gratuity	15,738.38	12,905.59
Provisions for taxation	39,800.08	32,733.43
Provision for dividend on preference shares	4,260.00	4,260.00
Provision for loss on account of fraud.	845.28	12,799.91
Others	408.39	342.58
Total	61,052.14	63,041.51

23 Other non-financial liabilities

	As at 30-Jun-2023	As at 31-Mar-2023
Statutory dues payable	5,548.28	8,281.90
Other liabilities	2,742.26	2,749.06
Total	8,290.54	11,030.96







ICL Fincorp Limited

Notes to the Consolidated financial statements for the quarter ended 30-June-2023 (All amounts are in Thousands of Indian Rupees unless otherwise stated)

24 Equity Share capital

The reconciliation of equity shares outstanding at the beginning and at the end of the period

Authorized shares
10,00,00,000 (Previous Year : 10,00,00,000) Equity shares of ₹10/- each
50,00,000 (Previous Year : 50,00,000) Preference shares of ₹100/- each #

	As at 30-Jun-2023	As at 31-Mar-2023
	10,00,000.00	10,00,000.00
	5,00,000.00	5,00,000.00
	15,00,000.00	15,00,000.00
	4,73,935.61	4,73,935.61
	4,73,935.61	4,73,935.61

Issued, subscribed and fully paid-up shares
4,73,93,561 (Previous Year : 4,73,93,561) Equity shares of ₹10/- each #

Total

The Company has issued 15% Redeemable Non-Convertible Preference shares of face value ₹ 100 paid up each, which is disclosed in Note no 20 under subordinate liabilities.

a. Terms/rights attached to equity shares

The company has only one class of equity shares having a par value of ₹10 per share. Each holder of equity shares is entitled to one vote per share. In the event of liquidation of the company, the holders of equity shares will be entitled to receive remaining assets of the company, after distribution of all preferential amounts. The distribution will be in proportion to the number of equity shares held by the shareholders.

b. Details of shareholders holding more than 5% shares in the company

Name of Shareholders	As at 30-Jun-2023		As at 31-Mar-2023	
	Number	% holding in the class	Number	% holding in the class
K G Anilkumar	1,70,87,743	36.05%	1,69,40,176	35.74%
Uma Devi Anilkumar	45,01,799	9.50%	45,01,799	9.50%

(As per records of the Company, including its Register of share holders/members and other declarations received from share holders regarding beneficial interest, the above shareholding represents both legal and beneficial ownership of shares.)



Handwritten signatures and initials: "7-11-23" and "Cnfq" with a signature.

ICL Fincorp Limited
Notes to the Consolidated financial statements for the quarter ended 30-June-2023
(All amounts are in Thousands of Indian Rupees unless otherwise stated)

24 Equity Share capital (Contd)

c. Reconciliation of the shares outstanding at the beginning and at the end of the reporting period

Particulars	As at 30-Jun-2023		As at 31-Mar-2023	
	Number	Amount	Number	Amount
At the beginning of the year	4,73,93,561	4,73,935.61	4,43,34,952	4,43,349.52
Issued during the period	-	-	30,58,609	30,586.09
Outstanding at the end of the period	4,73,93,561	4,73,935.61	4,73,93,561	4,73,935.61

d. Shareholding of Promoters

As at 30-Jun-2023

Shares held by promoters at the end of the year			
Promoter name	No. of Shares	% of total shares	% Change during the year
K G Anilkumar	1,70,87,743	36.05%	0.31%
Umadevi Anilkumar	45,01,799	9.50%	0.00%

As at 31-Mar-2023

Shares held by promoters at the end of the year			
Promoter name	No. of Shares	% of total shares	% Change during the year
K G Anilkumar	1,69,40,176	35.74%	1.95%
Umadevi Anilkumar	45,01,799	9.50%	0.84%



Handwritten signatures of K G Anilkumar and Umadevi Anilkumar.

ICL Fincorp Limited

Notes to the Consolidated financial statements for the quarter ended 30-June-2023

(All amounts are in Thousands of Indian Rupees unless otherwise stated)

25 Other Equity

	As at 30-Jun-2023	As at 31-Mar-2023
Statutory Reserves		
Balance as per the last financial statements	24,511.97	18,041.97
Add: Transferred from statement of Profit and loss account	1,980.00	6,470.00
Closing Balance	26,491.97	24,511.97
Impairment Reserves		
Balance as per the last financial statements	21,710.95	8,801.96
Add: Transferred from statement of Profit and loss account	-	12,908.99
Closing Balance	21,710.95	21,710.95
Securities Premium Reserves		
Balance as per the last financial statements	2,89,256.01	2,43,376.88
Add: Additions during the period	-	45,879.14
Closing Balance	2,89,256.01	2,89,256.01
Surplus/(deficit) in the statement of profit and loss		
Balance as per last financial statements	41,115.06	34,150.01
Add: Other Net additions		
Profit/(loss) during the period	8,533.42	30,604.04
Less: Transferred to Statutory Reserve	1,980.00	6,470.00
Provision for dividend on Preference Share	-	4,260.00
Add/Less: Adjustments - Impairment Reserve	-	12,908.99
Net surplus in the statement of profit and loss	47,668.48	41,115.06
Other Comprehensive Income		
Balance as per last financial statements	549.20	(374.92)
Add: Additions during the period	1,479.86	924.12
Net surplus in the statement of profit and loss	2,029.06	549.20
Total	3,87,156.47	3,77,143.19

Nature and purpose of Reserves

Statutory reserve (Statutory Reserve pursuant to Section 45-IC of The RBI Act, 1934): Section 45IC of Reserve Bank of India Act, 1934 ("RBI Act, 1934") defines that every non banking finance institution which is a Company shall create a reserve fund and transfer therein a sum not less than twenty percent of its net profit every year as disclosed in the statement of profit and loss before any dividend is declared.

The Company has transferred an amount of ₹ 19,80,000/- (Previous year ₹64,70,000/-) to Statutory reserve pursuant to Section 45-IC of RBI Act, 1934

Impairment reserve: Where impairment allowance under Ind AS 109 is lower than the provisioning required under IRACP (including standard asset provisioning), the differential amount is transferred to impairment reserve. The balance in the impairment reserves shall not be reckoned for regulatory capital

Securities premium: Securities premium reserve is used to record the premium on issue of shares. The reserve can be utilised only for limited purposes such as issuance of bonus shares in accordance with the provisions of the Companies Act, 2013.

Other comprehensive income: Other items of other comprehensive income consist of remeasurement of net defined benefit liability/asset.

Handwritten signature

Handwritten signature

Handwritten signature

Handwritten signature



ICL Fincorp Limited**Notes to the Consolidated financial statements for the quarter ended 30-June-2023***(All amounts are in Thousands of Indian Rupees unless otherwise stated)***26 Revenue from operations****I) Interest Income**

	For the quarter ended 30-Jun-2023	For the year ended 31-Mar-2023
On Financial Assets measured at Amortised cost		
Interest on Loans	3,50,890.36	11,20,519.31
Interest on Fixed deposit	348.00	1,366.89
Total	3,51,238.35	11,21,886.20

II) Revenue from other Financial Services

	For the quarter ended 30-Jun-2023	For the year ended 31-Mar-2023
Income From Money Transfer	0.79	9.54
Fees and Service Charges Received	2,052.77	8,913.93
Total	2,053.56	8,923.47

27 Other income

	For the quarter ended 30-Jun-2023	For the year ended 31-Mar-2023
Miscellaneous income	23.11	444.74
Interest On Rent Deposit	821.27	3,660.44
Dividend on Investments	132.82	777.39
Net Gain/(Loss) on sale of investments	82.65	(436.98)
Gain on current investment due to market fluctuation	6,942.44	(9,256.57)
Profit/(Loss) on sale of Property, Plant and Equipment	-	-
Interest on Income Tax Refund	-	384.15
Concession on Lease Rent	-	-
Total	8,002.29	(4,426.84)

28 Finance costs

	For the quarter ended 30-Jun-2023	For the year ended 31-Mar-2023
On Financial Assets measured at Amortised cost:		
Interest on Debentures	1,08,313.82	3,95,261.49
Interest on Subordinated Debts	10,159.74	40,077.35
Interest on Bank Borrowings	7,288.12	21,650.14
Interest on Lease Liability	3,243.69	12,429.73
Interest On Vehicle Loan	250.09	1,162.18
Other Interest expense:	-	-
Interest on short fall in payment of advance Income Tax	-	-
Interest on others	-	-
Total	1,29,255.47	4,70,580.89

29 Impairment of Financial Instruments

	For the quarter ended 30-Jun-2023	For the year ended 31-Mar-2023
On financial liabilities measured at amortised cost:		
Loans Assets	4,495.90	6,677.42
Total	4,495.90	6,677.42

74-11-23

[Signature]

[Signature]

[Signature]



ICL Fincorp Limited**Notes to the Consolidated financial statements for the quarter ended 30-June-2023***(All amounts are in Thousands of Indian Rupees unless otherwise stated)***30 Employee benefits expense**

	For the quarter ended 30-Jun-2023	For the year ended 31-Mar-2023
Salaries & Wages	82,234.94	2,65,618.40
Contribution to provident and other fund	5,299.79	19,184.15
Staff Welfare Expenses	686.92	2,265.60
Total	88,221.65	2,87,068.15

31 Depreciation and amortization expense

	For the quarter ended 30-Jun-2023	For the year ended 31-Mar-2023
Depreciation of tangible assets	18,300.96	72,538.91
Depreciation of right-of-use asset	8,984.35	36,969.97
Amortization of intangible assets	70.35	732.75
Total	27,355.66	1,10,241.63

32 Other expenses

	For the quarter ended 30-Jun-2023	For the year ended 31-Mar-2023
Advertising and sales promotion	32,724.84	61,743.13
Bank charges	160.42	1,648.23
Bad Debt Written Off	39,895.43	-
CSR Expenditure (Refer details below)	-	1,000.00
Director's sitting fees	196.20	346.08
Donation	110.88	1,363.00
Insurance	795.87	2,728.60
Office Expenses	2,213.54	10,764.46
Payment to auditor (Refer details below)	427.70	1,698.05
Postage and Telephone	2,691.03	9,415.96
Printing and stationery	604.46	5,329.39
Professional Charges	6,849.30	23,999.58
Provision for loss on account of fraud	(11,954.63)	4,080.90
Rent	9,707.56	29,125.90
Repairs and maintenance	3,545.27	18,445.48
Security charges	2,223.02	18,013.94
Tax and fee	4,427.24	4,537.16
Travelling and boarding	1,067.68	6,050.39
Water & Electricity	2,559.27	9,120.15
Other Expenditure	-	2.36
Total	98,245.09	2,09,412.77

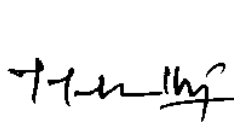
Payment to the auditor: (excluding tax)

	For the quarter ended 30-Jun-2023	For the year ended 31-Mar-2023
as auditor	335.00	1,135.00
for taxation matters	-	375.00
for company law matters	-	-
for management services	-	-
for other services	-	60.00
for reimbursement of expenses	-	-
Total	335.00	1,570.00



ICL Fincorp Limited**Notes to the Consolidated financial statements for the quarter ended 30-june-2023***(All amounts are in Thousands of Indian Rupees unless otherwise stated)*

	For the quarter ended 30-jun-2023	For the year ended 31-Mar-2023
Amount required to be spent by the company during the year	501.11	519.92
Amount of expenditure incurred	-	1,000.00
Shortfall at the end of the year	-	-
Total of previous years shortfall	-	-
Reason for shortfall	-	-
Nature of CSR activities	-	Educational and Entertainment Purposes
Details of related party transactions	-	-
<u>Movement of CSR Provision:</u>		
Provision as on 31.03.2023	-	-
Less: Contribution to Prime Minister's National Relief Fund	-	-
Provision as on 30.06.2023	-	-



ICL Fincorp Limited

Notes to the Consolidated financial statements for the quarter ended 30-June-2023 (All amounts are in Thousands of Indian Rupees unless otherwise stated)

33 Tax expenses

Income Tax

The components of income tax expense for the quarter ended 30 June 2023 and year ended 31 March 2023 are:

	For the quarter ended 30-Jun-2023	For the year ended 31-Mar-2023
Current tax	7,439.63	21,413.01
Adjustment in respect of current income tax of prior years	-	(319.38)
Deferred tax relating to origination and reversal of temporary differences	(2,304.54)	(9,054.02)
Total tax charge	5,135.09	12,039.61
Current tax	7,439.63	21,093.63
Deferred tax	(2,304.54)	(9,054.02)

Reconciliation of Income tax expense:

	For the quarter ended 30-Jun-2023	For the year ended 31-Mar-2023
Accounting profit before tax as per Ind. AS	13,720.43	42,401.96
Add/(Less) : Ind AS Adjustments on PBT	-	-
Accounting profit before tax for IT Computation	13,720.43	42,401.96
Allowances / Disallowances and other adjustments (Net)	-	42,170.16
Adjusted profit / (Loss) before tax for Income Tax	13,720.43	84,572.12

Current Tax as per Books

Tax at Normal Rate *	4,905.56	21,413.01
Tax at Special Rate (Short Term Capital Gain Effective rate of 17.16%, March 2023: 17.16%, Long Term Capital Gain Effective rate of 22.88%, March 2023: 22.88%)	-	(319.38)
Adjustment of prior year tax and MAT Credit	4,905.56	21,093.63
Total Tax as given in Books	4,905.56	21,413.01

*For ICL Fincorp Limited-All India Statutory income tax rate of 25.17%, March 2023: 25.17%)

*For Salem Erode Investments Limited -All India Statutory income tax rate of 27.82%, March 2023: 27.82%)



Handwritten signatures and initials: "H-H-ally" and "Chd" with a circular stamp.

ICL Fincorp Limited

Notes to the Consolidated financial statements for the quarter ended 30-June-2023 (All amounts are in Thousands of Indian Rupees unless otherwise stated)

33 Tax expenses (Contd)

Deferred Tax

The following table shows deferred tax recorded in the balance sheet and changes recorded in the income tax expense:

	Deferred Tax Assets	Deferred Tax Liabilities	Income Statement	OCI	Others
	30-Jun-23	30-Jun-23			
MAT Credit Entitlement	16,890.31	-	-	-	-
Depreciation	19,626.49	-	2,042.68	-	-
Impairment allowance for financial assets	-	(3,660.77)	(435.28)	-	-
Remeasurement gain/ (loss) on defined benefit plan	-	414.61	-	(171.30)	-
Provisions	3,899.82	-	697.14	-	-
Financial assets measured at amortised cost	-	-	-	-	-
Other temporary differences	-	-	-	-	-
Total	40,416.62	(3,246.16)	2,304.54	(171.30)	-
Net Deferred tax liabilities as at 30 June, 2023	43,662.78	-	-	-	-

	Deferred Tax Assets	Deferred Tax Liabilities	Income Statement	OCI	Others
	31-Mar-23	31-Mar-23	2022-23	2022-23	2022-23
MAT Credit Entitlement	16,890.31	-	(1,973.21)	-	-
Depreciation	17,583.82	-	6,549.22	-	-
Impairment allowance for financial assets	114.51	(3,981.54)	2,012.24	-	-
Remeasurement gain/ (loss) on defined benefit plan	-	243.31	-	(35.13)	-
Provisions	3,202.68	-	517.59	-	-
Financial assets measured at amortised cost	-	-	-	-	-
Other temporary differences	-	-	(25.04)	-	-
Total	37,791.32	(3,738.22)	7,000.81	(35.13)	-
Net Deferred tax liabilities as at 31 March, 2023	41,529.54	-	-	-	-

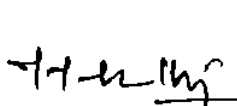


Handwritten signatures and initials are present over the stamp and table area.

ICL Fincorp Limited**Notes to the Consolidated financial statements for the quarter ended 30-June-2023***(All amounts are in Thousands of Indian Rupees unless otherwise stated)***34 Earnings per equity share**

The following reflects the profit and share data used in the basic and diluted EPS computations:

	For the quarter ended 30-Jun-2023	For the year ended 31-Mar-2023
Profit/(loss) after tax	8,585.35	30,362.35
Less : Dividends on convertible preference shares & tax thereon	-	-
Net profit/(loss) for calculation of basic EPS	8,585.35	30,362.35
Net profit as above	8,585.35	30,362.35
Add : dividends on convertible preference shares & tax thereon	-	-
Add : interest on bonds convertible into equity shares (net of tax)	-	-
Net profit/(loss) for calculation of diluted EPS (A)	8,585.35	30,362.35
Weighted average number of equity shares in calculating basic EPS (B)	47,394	47,394
Effect of dilution:		
Convertible preference shares	-	-
Weighted average number of equity shares in calculating diluted EPS (C)	47,394	47,394
Earnings Per Share (A/B) (Basic in ₹)	0.18	0.64
Earnings Per Share (A/C) (Diluted in ₹)	0.18	0.64
Par value per share ₹	10.00	10.00







ICL Fincorp Limited
Notes to the Consolidated financial statements for the quarter ended 30-June-2023

(All amounts are in Thousands of Indian Rupees unless otherwise stated)

35 Retirement Benefit Plan
Defined Contribution Plan

The Company makes Provident Fund and Employee State Insurance Scheme contributions which are defined contribution plans, for qualifying employees. Under the Schemes, the Company is required to contribute a specified percentage of the payroll costs to fund the benefits. The Company recognized ₹ 44,92,627.00 /- (Previous Year: ₹ 1,48,31,704.00 /-) for Provident Fund contributions and ₹ 0,07,159.00 /- (Previous Year: ₹ 43,52,447.00 /-) for Employee State Insurance Scheme contributions in the Statement of Profit and Loss. The contributions payable to these plans by the Company are at rates specified in the rules of the Schemes.

Defined Benefit Plan

The Company has a defined benefit gratuity plan. Every employee who has completed five years or more of service gets a gratuity on departure at 15 days salary (last drawn salary) for each completed year of service.

1) Gratuity
HOLDING COMPANY
ICL FINCORP LIMITED

Actuarial assumptions	As at 30-June-2023	As at 31-March-2023
Mortality table	IALM 2012-14 Ult	IALM 2012-14 Ult
Normal retirement Age (years)	65 Years	65 Years
Employee Turnover	21% p.a upto age 50 thereafter 3%	21% p.a upto age 50 thereafter 3%
Discount rate	7.54%	7.30%
Basic salary Increases allowing for Price Inflation	4%	4%
Formula used	Projected unit credit Method with control period of one year	Projected unit credit Method with control period of one year

SUBSIDIARY COMPANY
SALEM ERODE INVESTMENT LIMITED

Actuarial assumptions	As at 30-June-2023	As at 31-March-2023
Mortality table	IALM 2012-14 Ult	IALM 2012-14 Ult
Superannuation age	65	65
Early retirement and disablement	5% p.a	5% p.a
Discount rate	7.50%	7.50%
Inflation rate	5%	5%
Return on asset	N/A	N/A
Remaining working life	15.1	15.1
Formula used	Projected unit credit Method with control period of one year	Projected unit credit Method with control period of one year

Changes in fair value of plan assets

Not applicable as scheme is unfunded

Funded status

Not applicable as scheme is unfunded

Table 1

Reconciliation of PBO	As at 30-June-2023	As at 31-March-2023
Projected Benefit Obligation at Beginning of Year	12,905.59	10,745.26
Current Service Cost	3,359.38	2,865.61
Interest Cost	1,175.70	832.35
Contributions by plan participants	-	-
Actuarial (Gain)/Loss due to change in assumptions and experience deviation	(1,648.19)	(964.36)
Foreign currency exchange rate changes on plans measured in a currency different from the enterprise's reporting currency	-	-
Benefits Paid	(54.10)	(573.28)
Past service cost	-	-
Amalgamations	-	-
Curtailments	-	-
Settlements	-	-
Projected Benefit Obligation at End of Year	15,738.38	12,905.59

Handwritten signature

Handwritten signature

Handwritten signature



Handwritten signature

3.5 Retirement Benefit Plan(Contd)

Table 2

Plan Asset at Fair Value	As at 30-June-2023	As at 31-March-2023
Plan Asset at beginning of year	-	-
Foreign currency exchange rate changes on plans measured in a currency different from the enterprise's reporting currency	-	-
Expected Return on Plan Asset	-	-
Employer Contribution	54.10	573.28
Employee Contribution	-	-
Benefit Payments	(54.10)	(573.28)
Asset Gain / (Loss)	-	-
Amalgamations	-	-
Settlements	-	-
Ending Asset	-	-
Total actuarial gain/(loss) to be recognised in other comprehensive income	1,648.19	964.36

Table 3

Amount to be Recognised in Balancesheet:	As at 30-June-2023	As at 31-March-2023
Projected Benefit Obligation at End or year	15,738.38	12,905.59
Ending Asset	-	-
Funded Status asset / (liability)	(15,738.38)	(12,905.59)
Unrecognised past service cost - non vested benefits (-)	-	-
Liability(-)/Asset(+) recognised in Balance Sheet	(15,738.38)	(12,905.59)

Table 4

Statement of Profit/Loss	As at 30-June-2023	As at 31-March-2023
Current service cost	3,359.38	2,065.61
Interest cost	1,175.70	832.35
Expected return of plan asset	-	-
Curtailment cost	-	-
Net actuarial (gain)/loss to be recognised in year	-	-
Past Service Cost Recognised	-	-
Effect of Curtailments	-	-
Income (-)/Expense(+) recognised in the statement of P&L	4,535.08	3,697.96
Current Liability	2,121.11	2,335.23
Non-Current Liability	13,617.28	10,570.35

Handwritten signature

Handwritten signature

Handwritten signature

Handwritten signature



35 Retirement Benefit Plan(Contd)

Table 5

Further Reconciliation	As at 30-June-2023	As at 31-March-2023
Expenses As above	4,535.08	3,697.96
Less ERContrib/Direct ben paid	(54.10)	(573.28)
Less included in OCI	(1,648.19)	(964.36)
Balance to be recognised in P&L	2,832.80	2,160.32
Increase in Funded Status	(2,832.80)	(2,160.32)
Actual gain/(loss) due to assumption changes	180.66	811.19
Experience adjustments(Gain/(Loss)):Liability	1,467.53	153.17
Total Act gain/(loss) : liability	1,648.19	825.66
Asset gain / (loss)	-	-
Total gain / (loss)	1,648.19	825.66

Table 6

Amounts recognised in Other Comprehensive Income	As at 30-June-2023	As at 31-March-2023
Actual gain / (loss) due to assumption changes	180.66	811.19
Experience adjustments(Gain/(Loss)):Liability	1,467.53	153.17
Total Act gain/(loss) on liability side	1,648.19	964.36
Asset gain / (loss)	-	-
Total to be recognised in OCI for the year	1,648.19	964.36
Total b/f balance [gains/(loss)]	20.39	(943.96)
Total recognised in OCI at EoY	1,668.58	20.39

Table 7

Sensitivity Analysis (Prof.Ben. Obligations)	As at 30-June-2023	As at 31-March-2023
Current year basis	15,738.38	12,905.59
Last years basis	15,919.05	13,716.78
Discount rate increased by 0.25%	15,546.59	12,744.25
Discount rate decreased by 0.25%	15,935.01	13,071.27
Salary Escalation rate increased by 2%	17,073.34	13,968.08
Salary Escalation rate decreased by 2%	14,569.00	11,964.97
Employee Turnover rate increased by 2%	15,622.04	12,793.90
Employee Turnover rate decreased by 2%	15,767.88	12,955.44

Table 8

Categories of Plan Assets	As at 30-June-2023	As at 31-March-2023
Government of India Securities	0%	0%
High quality corporate bonds	0%	0%
Equity shares of listed companies	0%	0%
Property	0%	0%
Funds managed by Insurer	0%	0%







35 Retirement Benefit Plan(Contd)

Table 9

Details of experience adjustment on plan assets and liabilities	As at 30-June-2023	As at 31-March-2023
F Y 2024	2,121.75	2,335.23
F Y 2025	2,341.04	1,647.31
F Y 2026	2,522.94	1,521.52
F Y 2027	1,911.95	1,469.08
F Y 2028	3,359.63	1,387.42
F Y 2029-2033	5,317.45	5,828.83

Handwritten signature

Handwritten signature

Handwritten signature



Handwritten signature

ICL Fincorp Limited
Notes to the Consolidated financial statements for the quarter ended 30-June-2023

(All amounts are in Thousands of Indian Rupees unless otherwise stated)

36 Maturity Analysis Of Assets And Liabilities

The table below shows an analysis of assets and liabilities analysed according to when they are expected to be recovered or settled. With regard to loans and advances to customers, the Company uses the same basis of expected repayment behaviour as used for estimating the EIR.

	As at 30-Jun-2023			As at 31-Mar-2023		
	Within 12 Months	After 12 Months	Total	Within 12 Months	After 12 Months	Total
Assets						
Financial Assets						
Cash and Cash Equivalents	1,41,684.61	-	1,41,684.61	97,900.74	-	97,900.74
Bank Balances other than above	55,645.10	-	55,645.10	53,195.10	-	53,195.10
Loans	41,80,929.97	16,514.50	41,97,444.47	40,13,902.95	16,540.45	40,30,443.40
Investments	51,734.07	-	51,734.07	47,086.51	-	47,086.51
Other Financial Asset	4,51,876.47	22,261.93	4,74,138.40	3,22,436.15	21,451.49	3,43,887.64
Total (A)	48,81,870.22	30,776.44	49,20,646.66	45,34,521.46	37,991.93	45,72,513.39
Non-Financial Assets						
Current tax assets (net)	38,102.33	-	38,102.33	32,892.22	-	32,892.22
Deferred tax assets (net)	-	43,662.78	43,662.78	-	41,529.54	41,529.54
Property, Plant and Equipment	-	3,15,084.55	3,15,084.55	-	3,25,518.70	3,25,518.70
Capital work in progress	-	3,631.72	3,631.72	-	3,631.72	3,631.72
Right-of-Use Asset	889.63	1,08,486.93	1,09,376.55	1,164.30	1,13,308.67	1,14,472.96
Goodwill	-	44,786.26	44,786.26	-	44,786.26	44,786.26
Other Intangible assets	-	1,690.67	1,690.67	-	1,761.02	1,761.02
Other Non-Financial Asset	1,27,883.68	34,962.22	1,62,845.90	1,37,039.85	2,439.87	1,39,479.71
Total (B)	1,66,875.63	5,52,305.12	7,19,180.75	1,71,096.36	5,32,975.77	7,04,072.14
Total Assets (A+B)	50,48,745.85	5,91,081.56	56,39,827.41	47,05,617.82	5,70,967.71	52,76,585.53
Liabilities and Equity						
Financial Liabilities						
Trade payables						
(A) total outstanding dues of micro enterprises and small enterprises;	-	-	-	632.41	-	632.41
(B) total outstanding dues of creditors other than micro enterprises and small enterprises.	10,728.15	-	10,728.15	13,749.97	-	13,749.97
Debt Securities	14,24,229.00	18,59,489.00	32,83,718.00	13,67,741.00	18,77,283.00	32,45,024.00
Borrowings	1,37,947.14	3,06,018.55	4,43,965.69	55,745.17	1,53,220.52	2,08,965.68
Subordinate Liabilities	37,450.00	2,31,745.00	2,69,195.00	-	2,69,195.00	2,69,195.00
Lease Liability	853.04	1,06,410.12	1,07,263.16	3,110.58	1,07,188.01	1,10,298.59
Other financial liabilities	3,37,882.10	1,94,322.14	5,32,204.24	2,46,977.02	1,94,322.14	4,41,299.16
Total (C)	19,49,089.43	26,97,984.81	46,47,074.24	16,87,956.14	26,01,208.67	42,89,164.81
Non-Financial Liabilities						
Provisions	45,313.75	15,738.38	61,052.14	50,135.92	12,905.59	63,041.51
Other non-financial liabilities	8,290.54	-	8,290.54	11,030.96	-	11,030.96
Total (D)	53,604.29	15,738.38	69,342.68	61,166.88	12,905.59	74,072.46
Total Liabilities (C+D)	20,02,693.72	27,13,723.19	47,16,416.92	17,49,123.02	26,14,114.26	43,63,237.28
Net	30,46,052.13	(21,22,641.64)	9,23,410.49	29,56,494.80	(20,43,146.55)	9,13,348.25

37 Change In Liabilities Arising From Financing Activities

Particulars	As at 31-Mar-2023	Cash Flows	Other	As at 30-Jun-2023
Debt Securities	32,45,024.00	38,694.00	-	32,83,718.00
Borrowings	2,08,965.68	2,35,000.01	-	4,43,965.69
Subordinate Liabilities	2,69,195.00	-	-	2,69,195.00
Total	37,23,184.69	2,73,694.01	-	39,96,878.69

[Handwritten signature]

[Handwritten signature]



ICL Fincorp Limited

Notes to the Consolidated financial statements for the quarter ended 30-June-2023

(All amounts are in Thousands of Indian Rupees unless otherwise stated)

38 Related party transactions

Names of related parties

Relationship	Name of the party
Key Management Personnel	Mr. K G Anilkumar (Managing Director) Ms. Umadevi Anilkumar (Whole Time Director) Mr. Madhavankutty T (CFO) Mr. Shinto Stanley (Independent Director) Mr. A. A Balan (Independent Director) Mr. Wilson K K (Non-Executive Director) Mr. Sreejith Surendran Pillai (Non-Executive Director) Saseendran Veliyath (Independent Director) Thainakathu Govindankutty Babu (Independent Director) Mr. Visakh T V (CS) Manisha Menon (CS)
Subsidiary/Associates / Enterprises owned or significantly influenced by key management personnel or their relatives	Salem Erode Investments Limited ICL Tours And Travels Private Limited ICL Chits Limited ICL Nidhi Limited ICL Medilab Private Limited Snow View Tex Collections Private Ltd Celts Info Solutions Pvt LTD Kichappu Entertainments Amaljith A Menon (Son of K G Anilkumar and Umadevi Anilkumar) Pankajakshy (Mother of Umadevi Anilkumar) Laneseda Vanijiya Private Limited

Particulars	Key Management Personnel/Directors	
	30-Jun-23	31-Mar-23
Balance outstanding at the period end:		
<u>Loan from Directors</u>	591.31	1,911.28
K G Anilkumar		
Balance outstanding at the beginning	1,888.66	17,601.59
Amount Accepted	41,860.00	1,16,925.57
Amount Repaid	43,244.97	1,32,638.50
Balance outstanding at the period end	503.69	1,888.66
Umadevi Anilkumar		
Balance outstanding at the beginning	22.63	258.46
Amount Accepted	65.00	14,764.16
Amount Repaid	-	15,000.00
Balance outstanding at the period end	87.63	22.63
<u>Property Loan including Interest receivable from Directors</u>	0.00	0.00
K G Anilkumar		
Balance outstanding at the beginning	0.00	37,056.36
Amount Advanced	-	-
Interest Accrued	-	4,574.75
Amount Repaid	-	41,631.11
Balance outstanding at the period end	0.00	0.00

Handwritten signature

Handwritten signature

Handwritten signature

Handwritten signature



ICL Fincorp Limited

Notes to the Consolidated financial statements for the quarter ended 30-June-2023

(All amounts are in Thousands of Indian Rupees unless otherwise stated)

38 Related party transactions (contd.)

Particulars	Key Management Personnel/Directors	
	30-Jun-23	31-Mar-23
<u>Debtenture Outstanding</u>	2,69,384.00	3,38,223.00
K G Anilkumar	2,61,984.00	3,30,823.00
Umadevi Anilkumar	7,400.00	7,400.00
<u>Debtenture Accepted</u>	1,14,959.00	6,63,394.00
K G Anilkumar	1,14,959.00	6,63,394.00
Umadevi Anilkumar	-	4,000.00
<u>Subscription to Equity Shares including premium</u>	-	10,000.00
K G Anilkumar	-	-
Umadevi Anilkumar	-	10,000.00
<u>Interest payable on Debtenture</u>	654.08	4,985.23
K G Anilkumar	-	4,550.84
Umadevi Anilkumar	654.08	434.39
<u>Rent Payable</u>	75.16	73.51
K G Anilkumar	34.73	33.08
Umadevi Anilkumar	40.43	40.44
Income recorded in the books:	-	4,574.75
K G Anilkumar	-	4,574.75
Expenses recorded in the books:		
<u>Remuneration to Directors</u>	4,500.00	18,000.00
K G Anilkumar	3,000.00	12,000.00
Umadevi Anilkumar	1,500.00	6,000.00
<u>Remuneration to others</u>	1,027.65	2,194.11
T V Visakh (CS)	172.32	-
Madhavankutty Thekkedath (CFO)	588.33	1,364.11
Manisha Menon (CS)	267.00	830.00
<u>Interest on Debtenture</u>	3,003.63	10,154.43
K G Anilkumar	3,000.96	9,386.89
Umadevi Anilkumar	2.67	767.54
<u>Interest on Subordinate Debt</u>	-	92.83
K G Anilkumar	-	92.25
Umadevi Anilkumar	-	0.58

Handwritten signature: *T. V. Visakh*

Handwritten signature: *Umadevi*

Handwritten signature: *Chitra*



ICL Fincorp Limited**Notes to the Consolidated financial statements for the quarter ended 30-June-2023***(All amounts are in Thousands of Indian Rupees unless otherwise stated)***38 Related party transactions (contd.)**

Particulars	Key Management Personnel/Directors	
	30-Jun-23	31-Mar-23
<u>Sitting Fees paid to Directors (Excluding GST)</u>	180.00	317.50
K G Anilkumar	33.00	58.00
Umadevi Anilkumar	33.00	56.00
Wilson K K	30.00	36.00
Shinto Stanly	33.00	36.00
Sreejith Surendran Pillai	33.00	33.00
A A Balan	18.00	48.50
Saseendran Veliyath	-	25.00
Thainakathu Govindankutty Babu	-	25.00
<u>Rent</u>	248.71	993.19
K G Anilkumar	113.93	437.50
Umadevi Anilkumar	134.78	555.69

Particulars	Subsidiary/Associates / Enterprises owned or significantly influenced by key management personnel or their relatives	
	30-Jun-23	31-Mar-23
<u>Advances with interest receivables from Sister Concerns</u>	13,079.08	13,930.54
ICL Tours & Travels Private Limited		
Balance outstanding at the beginning	13,930.54	26,161.77
Amount Advanced	-	-
Interest accrued	382.41	2,827.71
Amount Repaid	1,233.86	15,058.95
Balance outstanding with Interest Receivable at the period end	13,079.08	13,930.54
CAITS INFO SOLUTIONS		
Payable/(Advance) against purchase at the	(2,462.39)	(2,409.81)
Purchases during the period	4,460.91	47,822.21
Payment against purchase	4,960.97	47,874.79
Payable/(Advance) against purchase at the period end	(2,962.45)	(2,462.39)

7-11-23

[Signature]

[Signature]

[Signature]



ICL Fincorp Limited**Notes to the Consolidated financial statements for the quarter ended 30-June-2023***(All amounts are in Thousands of Indian Rupees unless otherwise stated)***38 Related party transactions (contd.)**

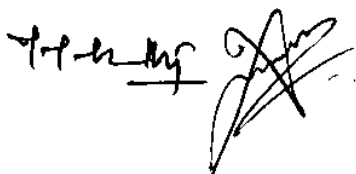
Particulars	Subsidiary/Associates / Enterprises owned or significantly influenced by key management personnel or their relatives	
	30-Jun-23	31-Mar-23
Income recorded in the books:		
ICL Tours & Travels Private Limited	382.41	2,827.71
	382.41	2,827.71

Particulars	Relatives of key management personnel/directors	
	30-Jun-23	31-Mar-23
<u>Debenture Outstanding</u>	2,93,683.00	3,58,542.00
Pankajakshy	2,93,683.00	3,58,542.00
<u>Debenture Accrued</u>	1,15,974.00	6,84,689.00
Pankajakshy	1,15,974.00	6,84,689.00
<u>Subscription to Equity Shares including premium</u>	-	1,000.00
Amaljith A Menon	-	1,000.00
<u>Interest payable on Debentures</u>	1,927.57	4,453.34
Pankajakshy	1,927.57	4,453.34
<u>Interest on Debenture</u>	3,993.97	10,718.59
Pankajakshy	3,993.97	10,718.59

Note:

a) Related parties have been identified on the basis of declaration received by the management and other records available

b) The remuneration to the key managerial personnel doesnot include the provisions made for gratuity, as they are determined on actuarial basis for the company as a whole.






ICL Fincorp Limited

Notes to the Consolidated financial statements for the quarter ended 30-June-2023
(All amounts are in Thousands of Indian Rupees unless otherwise stated)

39 Statement of Net Assets, Profit and Loss and Other Comprehensive Income attributable to Owners and Non Controlling Interest

Particulars	Net Assets, i.e total assets minus total liability		Share in profit and loss		Share in Other comprehensive income		Share in Total comprehensive income	
	As % of consolidated net assets	Amount	As % of consolidated profit and loss	Amount	As % of consolidated other comprehensive income	Amount	As % of Total comprehensive income	Amount
ICL Fincorp Ltd	93.25	8,61,092.08	99.40	8,533.42	100.20	1,479.86	99.51	10,013.28
Subsidiaries								
Salem Erode Investments Limited	6.75	62,318.42	0.60	51.93	(0.20)	(2.97)	0.49	48.96
Total	100.00	9,23,410.49	100.00	8,585.35	100.00	1,476.89	100.00	10,062.24



[Handwritten signature]

[Handwritten signature]

[Handwritten signature]

[Handwritten signature]

ICL Fincorp Limited**Notes to the Consolidated financial statements for the quarter ended 30-June-2023***(All amounts are in Thousands of Indian Rupees unless otherwise stated)***40 Goodwill on Consolidation**

Goodwill on consolidation represents the excess purchase consideration paid over value of net assets of acquired subsidiaries on the date of such acquisition. Such goodwill is tested for impairment annually or more frequently, if there are indicators for impairment. The Management does not foresee any risk of impairment on the carrying value of goodwill as at 30 June, 2023

41 Draw Down From Reserves

Details of Draw down from reserves, if any, are provided in Statement of Changes in Equity to these financial statements.

42 Additional Disclosures As Required By The Reserve Bank Of India

	As at 30-Jun-2023	As at 31-Mar-2023
Total Gold loan portfolio	41,89,558.04	40,17,040.03
Total Assets	56,39,827.41	52,76,585.53
Gold loan portfolio as a percentage of total assets	74.29%	76.13%

43 Details of Auction held during the period

	As at 30-Jun-2023	As at 31-Mar-2023
No. of Loan accounts	-	4,123
Principal amount Outstanding at the dates of auction(A)	-	1,70,293.25
Interest and Other charges Outstanding at the dates of auction(B)	-	76,406.33
Total(A+B)	-	2,46,699.58
Value fetched*	-	2,16,816.57

*excluding GST / Sales tax collected from the buyer.

No sister concerns participated in the auctions held during the period.

44 Disclosure on the following matters required under schedule III as amended not being applicable in case of the company, same are not covered such as :

- No proceedings have been initiated or pending against the Group under the Benami Transactions (Prohibition) Act, 1988 (45 of 1988) and rules made thereunder;
- The Group has not been declared willful defaulter by any bank or financial institution or government or any government authority.
- No registration or satisfaction of charges are pending to be filed with ROC.
- The Group has not entered into any scheme of arrangement.
- There are no transactions which have not been recorded in the books.
- The Group has not traded or invested in crypto currency or virtual currency during the financial year.
- The Group does not have any transaction with companies struck off under section 248 or the Companies Act 2013.
- Utilisation of Borrowed funds or share premium :

No funds have been advanced or loaned or invested (either borrowed funds or share premium or any other sources or kind of funds) by the Group to or in any other person(s) or entity(ies), including foreign entities (Intermediaries) with the understanding (whether recorded in writing or otherwise) that the Intermediary shall directly or indirectly lend or invest in other persons or entities identified in any manner whatsoever by or on behalf of the Group (Ultimate Beneficiaries) or provide any guarantee, security or the like to or on behalf of the Ultimate Beneficiaries.

No funds have been received by the Group from any person(s) or entity(ies), including foreign entities (Funding Party) with the understanding (whether recorded in writing or otherwise) that the Group shall, whether, directly or indirectly lend or invest in other persons or entities identified in any manner whatsoever by or on behalf of the Funding Party (Ultimate Beneficiaries) or provide any guarantee, security or the like on behalf of the Ultimate Beneficiaries.

Handwritten signatures and a circular stamp of ICL Fincorp Limited are present at the bottom of the page.

ICL Fincorp Limited**Notes to the Consolidated financial statements for the quarter ended 30-June-2023***(All amounts are in Thousands of Indian Rupees unless otherwise stated)***45 Contingent Liabilities, Commitments And Contracts**

	As at 30-Jun-2023	As at 31-Mar-2023
I. Contingent Liabilities		
Claims against the company not acknowledged as debts		
Demand from Income Tax Department on account of TDS default*	331.49	323.90
Guarantees	Nil	Nil
Other money for which the company is contingently liable	Nil	Nil
II. Commitments		
Estimated amounts of contracts remaining to be executed on capital account and not provided for. #	40,975.00	55,975.00
Uncalled liability on shares and other investments partly paid	Nil	Nil
Other commitments	Nil	Nil

*The Income Tax Department has raised demand of ₹3,31,491/- on account of TDS default. This happens due to clerical error in quarterly TDS return and the company proposes to revise the return to abolish errors. Since the company doesn't expect any liability after revising the return, no provision has been made in the books of accounts of the company.

Balance amount payable to Balagopal & Albert Pattiala as per the Agreement for the purchase of land executed on 9th August 2019 & 18th November 2022.

46 Expenditure in Foreign Currency

Expenditure in foreign currency

As at 30-Jun-2023	As at 31-Mar-2023
Nil	Nil

47 Capital Management

The Company's policy is to maintain a strong capital base so as to maintain investor, creditor and market confidence and to sustain future development of the business. The Company has adequate cash and cash equivalents. The company monitors its capital by a careful scrutiny of the cash and cash equivalents, and a regular assessment of any debt requirements. In the absence of any debt, the maintenance of debt equity ratio etc. may not be of any relevance to the Company.


48 Fraud

During the year there have been certain instances of fraud on the Company by employees, where gold loan related misappropriations have occurred for amounts aggregating ₹ 3,19,00,000/-, out of which ₹ 59,00,000/- has been recovered and the balance amount of ₹ 2,60,00,000 has been written off as bad debts in the books of accounts. The Company has initiated necessary legal actions against the employees.

49 Comparatives



Previous year figures have been regrouped/reclassified, wherever considered necessary, to conform to this period's classification.

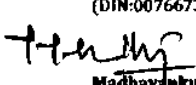
As per our report of even date
For Manikandan and Associates
Chartered Accountants
 ICAI Firm Reg No.: 0085205


C K Manikandan
 [Partner]
 Membership no.: 208654

Place: Chalakudy
 Date: 03-10-2023

For and on behalf of the board of directors of
ICL Fincorp Limited

 
K G Anilkumar Umadevi Anilkumar
 [Managing Director] [Whole Time Director]
 (DIN:00766739) (DIN: 06434467)


Madhavankutty Visalaksh
 [Chief Financial Officer (Company) Secretary]
 Place: Irinjalakudi
 Date: 03-10-2023






To

**The Board of Directors of
ICL FINCORP LIMITED**

1. We have audited the attached Standalone Balance Sheet of **ICL FINCORP LIMITED** as at 30th June, 2023 and also the Standalone Statement of profit and loss (including Other Comprehensive Income) and the Standalone Cash flow statement and the Standalone Statement of Changes in Equity for the quarter ended on that date annexed thereto and issued our audit opinion dated 03rd October 2023 thereon. These financial statements are the responsibility of the Company's management. Our responsibility was to express an opinion on these financial statements based on our audit. Our audit was conducted in the manner specified in the audit report.
2. As required by the Non Banking Financial Companies Auditor's Report (Reserve Bank) Directions, 2016, issued by the Reserve Bank of India (the Bank) and amended from time to time (the Directions), based on our audit referred to in paragraph 1 above and based on the information and explanations given to us which to the best of our knowledge and belief were necessary for this purpose, we report hereunder on the matters specified in paragraph 3 and 4 of the Directions.
 - a) The Company is engaged in the business of Non Banking Financial Institution (NBFI) as defined in section 45-I(a) of the Reserve Bank of India Act, 1934 (the Act) during the quarter ended 30th June, 2023. With effect from 16th May, 2005, the Company is registered with the Bank as an NBFI without accepting public deposits vide Certificate of Registration ('CoR') number B-07.00437 dated 16th May, 2005 with the Bank.
 - b) Based on the asset/income pattern as on 30th June, 2023 determined by the Management in accordance with the audited financial statements for the quarter ended as on that date, and with reference to Non Banking Financial Company-Systemically Important Non-Deposit taking Company (Reserve Bank) Directions, 2016, the Company is entitled to continue to hold such CoR;
 - c) The Company has met the required net owned fund requirement as laid down in Master Direction - Non-Banking Financial Company -Systemically Important Non-Deposit taking Company (Reserve Bank) Directions, 2016.
 - d) The Board of Directors has passed a resolution on 02nd April, 2023 for non acceptance of any public deposits.
 - e) The Company has not accepted any public deposits during the period and also does not hold any public deposit as on 30th June, 2023.
 - f) The Company has complied with the prudential norms relating to income recognition, accounting standards, asset classification and provisioning for bad & doubtful debts as applicable to it in terms of Non Banking Financial (Non Deposit Accepting or Holding) Companies Prudential Norms (Reserve Bank) Directions, 2007 during the period ended 30th June, 2023.



3. We have no responsibility to update this report for events and circumstances occurring after the date of our audit opinion mentioned in paragraph 1.
4. This report is issued solely for reporting on the matters specified in paragraph 3 and 4 of the Directions, to the Board of Directors and is not to be used or distributed for anyother purpose.

For Manikandan and Associates
Chartered Accountants
ICAI Firm Reg No: 008520S

C K Manikandan
[Partner]

Membership No.208654
UDIN:23208654BGSICW1825

Place:Chalakudy
Date:03rd October, 2023



Independent Auditor's Report

To the members of ICLFincorp Limited

Report on the Audit of the Standalone financial statements

Opinion

We have audited the accompanying Standalone financial statements of **M/s. ICL Fincorp Limited** ("the Company") which comprises the Balance Sheet as at 30th June, 2023, the Statement of Profit and Loss (including Other Comprehensive Income), the Cash Flow Statement and the Statement of Changes in Equity for the period then ended, and a summary of the significant accounting policies and other explanatory information.

In our opinion and to the best of our information and according to the explanations given to us, the aforesaid standalone financial statements give the information required by the Companies Act, 2013 ("the Act") in the manner so required and give a true and fair view in conformity with the Indian Accounting Standards prescribed under section 133 of the Act read with the Companies (Indian Accounting Standards) Rules, 2015, as amended, ("Ind AS") and other accounting principles generally accepted in India, of the state of affairs of the Company as at 30th June, 2023, its profit, total comprehensive income, changes in equity and its cash flows for the quarter ended on that date.

Basis for Opinion

We conducted our audit of the Standalone financial statements in accordance with the Standards on Auditing specified under section 143(10) of the Act (SAs). Our responsibilities under those Standards are further described in the Auditor's Responsibility for the Audit of the Standalone financial statements section of our report. We are independent of the Company in accordance with the Code of Ethics issued by the Institute of Chartered Accountants of India (ICAI) together with the ethical requirements that are relevant to our audit of the Standalone financial statements under the provisions of the Act and the Rules made thereunder, and we have fulfilled our other ethical responsibilities in accordance with these requirements and the ICAI's Code of Ethics. We believe that the audit evidence obtained by us is sufficient and appropriate to provide a basis for our audit opinion on the Standalone financial statements.



Key audit matters

Key audit matters are those matters that, in our professional judgment, were of most significance in our audit of the Standalone financial statements of the current period. These matters were addressed in the context of our audit of the Standalone financial statements as a whole, and in forming our opinion thereon, and we do not provide a separate opinion on these matters.

Reporting of key audit matters as per SA 701, Key Audit Matters are not applicable to the Company as it is an unlisted company.

Information other than the financial statements and auditor's report thereon.

The Company's Board of Directors is responsible for the other information. The other information comprises the information included in the Annual Report, but does not include the financial statements and our auditor's report thereon. This is the audit report in respect of the quarter ended on 30th June, 2023 and the annual report will be available after finalization of annual financial statements.

- Our opinion on the Standalone financial statements does not cover the other information and we do not express any form of assurance conclusion thereon.

- In connection with our audit of the Standalone financial statements, our responsibility is to read the other information and, in doing so, consider whether the other information is materially inconsistent with the Standalone financial statements or our knowledge obtained during the course of our audit or otherwise appears to be materially misstated.

If, based on the work we have performed, we conclude that there is a material misstatement of this other information; we are required to report that fact. We have nothing to report in this regard as this is only report on quarterly financial statements.

Management's responsibility for the Standalone financial statements

The Company's Board of Directors is responsible for the matters stated in section 134(5) of the Act with respect to the preparation of these Standalone financial statements that give a true and fair view of the financial position, financial performance including other comprehensive income, cash flows and changes in equity of the Company in accordance with the Ind AS and other accounting principles generally accepted in India. This responsibility also includes maintenance of adequate accounting records in accordance with the provisions of the Act for safeguarding the assets of the Company and for preventing and detecting frauds and other irregularities; selection and application of appropriate accounting policies; making judgments and estimates that are reasonable and prudent; and design, implementation and maintenance of adequate internal financial controls, that were operating effectively for ensuring the accuracy and completeness of the accounting records, relevant to the preparation and presentation of the standalone financial statements that give a true and fair view and are free from material misstatement, whether due to fraud or error.

In preparing the standalone financial statements, Board of Directors is responsible for assessing the Company's ability to continue as a going concern, disclosing, as applicable, matters related to going concern and using the going concern basis of accounting unless management either intends to liquidate the Company or to cease operations, or has no realistic alternative but to do so.

Those Board of Directors are also responsible for overseeing the Company's financial reporting process.

Auditor's responsibility for the audit of the Standalone financial statements

Our objectives are to obtain reasonable assurance about whether the standalone financial statements as a whole are free from material misstatement, whether due to fraud or error, and to issue an auditor's report that includes our opinion. Reasonable assurance is a high level of assurance, but is not a guarantee that an audit conducted in accordance with SAs will always detect a material misstatement when it exists. Misstatements can arise from fraud or error and are considered material if, individually or in the aggregate, they could reasonably be expected to influence the economic decisions of users taken on the basis of these standalone financial statements.

As part of an audit in accordance with SAs, we exercise professional judgment and maintain professional skepticism throughout the audit. We also:

- Identify and assess the risks of material misstatement of the standalone financial statements, whether due to fraud or error, design and perform audit procedures responsive to those risks, and obtain audit evidence that is sufficient and appropriate to provide a basis for our opinion. The risk of not detecting a material misstatement resulting from fraud is higher than for one resulting from error, as fraud may involve collusion, forgery, intentional omissions, misrepresentations, or the override of internal control.
- Obtain an understanding of internal financial control relevant to the audit in order to design audit procedures that are appropriate in the circumstances. Under section 143(3)(i) of the Act, we are also responsible for expressing our opinion on whether the Company has adequate internal financial controls system in place and the operating effectiveness of such controls.
- Evaluate the appropriateness of accounting policies used and the reasonableness of accounting estimates and related disclosures made by the management.
- Conclude on the appropriateness of management's use of the going concern basis of accounting and, based on the audit evidence obtained, whether a material uncertainty exists related to events or conditions that may cast significant doubt on the Company's ability to continue as a going concern. If we conclude that a material uncertainty exists, we are required to draw attention in our auditor's report to the related disclosures in the standalone financial statements or, if such disclosures are inadequate, to modify our opinion. Our conclusions are based on the audit evidence obtained up to the date of our auditor's report. However, future events or conditions may cause the Company to cease to continue as a going concern.

- Evaluate the overall presentation, structure and content of the standalone financial statements, including the disclosures, and whether the standalone financial statements represent the underlying transactions and events in a manner that achieves fair presentation.

Materiality is the magnitude of misstatements in the standalone financial statements that, individually or in aggregate, makes it probable that the economic decisions of a reasonably knowledgeable user of the standalone financial statements may be influenced. We consider quantitative materiality and qualitative factors in (i) planning the scope of our audit work and in evaluating the results of our work; and (ii) to evaluate the effect of any identified misstatements in the standalone financial statements.

We communicate with those charged with governance regarding, among other matters, the planned scope and timing of the audit and significant audit findings, including any significant deficiencies in internal control that we identify during our audit.

We also provide those charged with governance with a statement that we have complied with relevant ethical requirements regarding independence, and to communicate with them all relationships and other matters that may reasonably be thought to bear on our independence, and where applicable, related safeguards.

From the matters communicated with those charged with governance, we determine those matters that were of most significance in the audit of the Standalone financial statements of the current period and are therefore the key audit matters. We describe these matters in our auditor's report unless law or regulation precludes public disclosure about the matter or when, in extremely rare circumstances, we determine that a matter should not be communicated in our report because the adverse consequences of doing so would reasonably be expected to outweigh the public interest benefits of such communication.

Other Matter


The management of the company identified employee fraud involving an amount of Rs. 3,19,00,000/- of which the company has recovered an amount of Rs. 59,00,000/-. The net loss on account of fraud having written off in the books of accounts during the audit period. Since it is already identified and reported by the management we have not filed form ADT -4 in this regard.

Report on Other Legal and Regulatory Requirements

1. As required by the Companies (Auditor's Report) Order, 2020 ("the Order") issued by the Central Government in terms of Section 143(11) of the Act, we give in "Annexure 1" a statement on the matters specified in paragraphs 3 and 4 of the Order.
2. As required by Section 143(3) of the Act, based on our audit we report that:
 - a) We have sought and obtained all the information and explanations which to the best of our knowledge and belief were necessary for the purposes of our audit.
 - b) In our opinion, proper books of account as required by law have been kept by the Company so far as it appears from our examination of those books.



- c) The Balance Sheet, the Statement of Profit and Loss including Other Comprehensive Income, the Cash Flow Statement and Statement of Changes in Equity dealt with by this Report are in agreement with the books of account.
- d) In our opinion, the aforesaid standalone financial statements comply with the Ind AS specified under Section 133 of the Act.
- e) On the basis of the written representations received from the directors as on 30th June, 2023 taken on record by the Board of Directors, none of the directors is disqualified as on 30th June, 2023 from being appointed as a director in terms of Section 164(2) of the Act.
- f) With respect to the adequacy of the internal financial controls over financial reporting of the Company and the operating effectiveness of such controls, refer to our separate Report in "Annexure 2". Our report expresses an unmodified opinion on the adequacy and operating effectiveness of the Company's internal financial controls over financial reporting.
- g) With respect to the other matters to be included in the Auditor's Report in accordance with Rule 11 of the Companies (Audit and Auditors) Rules, 2014, as amended in our opinion and to the best of our information and according to the explanations given to us:
- i. The Company has disclosed the impact of pending litigations on its financial position in its standalone financial statements – Refer Note 42 to the standalone financial statements;
 - ii. The Company did not have any long-term contracts including derivative contracts for which there were any material foreseeable losses.
 - iii. There were no amounts which were required to be transferred to the Investor Education and Protection Fund by the Company.
 - iv. Under Rule 11(e)
 - (i) The management has represented that, to the best of its knowledge and belief, no funds have been advanced or loaned or invested (either from borrowed funds or share premium or any other sources or kind of funds) by the company to or in any other person(s) or entity(ies), including foreign entities ("Intermediaries"), with the understanding, whether recorded in writing or otherwise, that the Intermediary shall, directly or indirectly lend or invest in other persons or entities identified in any manner whatsoever by or on behalf of the company ("Ultimate Beneficiaries") or provide any guarantee, security or the like on behalf of the Ultimate Beneficiaries;
 - (ii) The management has represented that, to the best of its knowledge and belief, no funds have been received by the company from any person(s) or entity(ies), including foreign entities ("Funding Parties"), with the understanding, whether recorded in writing or otherwise, as on the date of this audit report, that the company shall, directly or indirectly, lend or invest in other persons or entities identified in any manner whatsoever by or on behalf of the Funding Party ("Ultimate Beneficiaries") or provide any guarantee, security or the like on behalf of the Ultimate Beneficiaries; and




(iii) Based on the audit procedures performed that have been considered reasonable and appropriate in the circumstances, and according to the information and explanations provided to us by the Management in this regard nothing has come to our notice that has caused us to believe that the representations under sub-clause (i) and (ii) contain any material misstatement.

v. During the year the Company has not declared or paid dividend on equity shares.

3. With respect to the other matters to be included in the Auditor's Report in accordance with the requirements of section 197(16) of the Act, as amended, in our opinion and to the best of our information and according to the explanations given to us, the remuneration paid by the Company to its directors during the period is in accordance with the provisions of section 197 of the Act.
4. Based on our examination which included test checks, the company has used an accounting software for maintaining its books of account which has a feature of recording audit trail (edit log) facility and the same has operated throughout the year for all relevant transactions recorded in the software. Further, during the course of our audit we did not come across any instance of audit trail feature being tampered with.

For Manikandanand Associates
Chartered Accountants
ICAI Firm Reg No: 0082286



C K Manikandan
[Partner]

Membership No. 208654
UDIN: 23208654BGSICW1825

Place: Chalakudy
Date: 03rd October, 2023



The Annexure 1 referred to in paragraph 1 under the heading "Report on other legal and regulatory requirements" of the Our Report of even date to the members of CL Fincorp Limited on the accounts of the company for the quarter ended 30th June, 2023.

On the basis of such checks as we considered appropriate and according to the information and explanation given to us during the course of our audit, we report that:

- i) a) (A) The Company has maintained proper records showing full particulars, including quantitative details and situation of Property, Plant and Equipment;
(B) The Company has maintained proper records showing full particulars of intangible assets;
- b) All the Property, Plant and Equipment have not been physically verified by the management during the period but there is a regular program of verification which, in our opinion, is reasonable having regard to the size of the company and nature of its assets. No material discrepancies were noticed on such verification;
- c) The title deeds of all the immovable properties (other than properties where the company is the lessee and the lease agreements are duly executed in favour of the lessee) disclosed in the financial statements are held in the name of the company;
- d) The company has not revalued its Property, Plant and Equipment (including Right of use assets) or intangible assets or both during the period;
- e) No proceedings have been initiated or pending against the company under the Benami Transactions (Prohibition) Act, 1988 (45 of 1988) and rules made thereunder;
- ii) a) The Company is a Non-Banking Financial Company engaged in the business of providing loans and does not hold any type of physical inventories. Therefore, the provisions of paragraph 3(ii)(a) of the Companies (Auditor's Report) Order, 2020 are not applicable to the Company;
- b) During the period, the company has been sanctioned working capital limits in excess of rupees five crore, in aggregate, from banks or financial institutions on the basis of security of current assets and the statements filed by the company with such banks or financial institutions are in agreement with the books of account of the Company;
- iii) During the period the company has granted loans or advances, secured or unsecured, to parties other than firms, Limited Liability Partnerships.
 - a) The Company is a Non-Banking Financial Company engaged in the principal business of providing loans. Therefore, the provisions of paragraph 3(iii)(a) of the Companies (Auditor's Report) Order, 2020 are not applicable to the Company;
 - b) The terms and conditions of all the loans and advances granted by the company during the period are not prejudicial to the company's interest;

- c) In respect of loans and advances in the nature of loans, the schedule of repayment of principal and payment of interest has been stipulated and the company has provided impairment allowance for expected credit losses on loans and advances where repayments or receipts are irregular. In addition to that the company has created impairment reserve as per Prudential Norms of RBI;

Type of Loan	No of Loans (EMI)	Principal Overdue	Interest Overdue	Total Overdue	
Gold Loan	190	1,79,76,865.92	22,93,563.20	2,02,70,429.12	Since it's a NBFC their principal business is to give loans. The loans for which overdue for more than 90 days are treated as irregular and these cases are classified as NPA as per RBI IRACP norms. The income recognition of the above has been done as per RBI IRACP norms.
Business Loan	4	84,456.47	22,603.53	1,07,060.00	
Hypothecation Loan	65	18,12,565.53	4,45,642.73	22,58,208.26	
Personal Loans	10	6,37,502.15	2,08,310.11	8,45,812.26	

- d) Total amount overdue for more than ninety days is ₹11,93,11,286.78/- and reasonable steps have been taken by the company for recovery of the principal and interest;

Type of Loan	No of Loans	Principal Overdue	Interest Overdue	Total Overdue	
Gold Loan	1090	6,31,97,281.92	2,61,30,898.20	8,93,28,180.12	Since it's a NBFC their princip

Business Loan	4	84,456.47	22,603.53	1,07,060.00	all business is to give loans. The loans for which overdue for more than 90 days are treated as irregular and these cases are classified as NPA as per RBI IRACP norms. The income recognition of the above has been done as per RBI IRACP norms.
Hypothecation Loan	65	18,12,565.53	4,45,642.73	22,58,208.26	
Personal Loan	41	52,20,182.15	32,65,121.23	84,85,303.38	
Project Advance	1	70,55,389.77	1,20,77,145.26	1,91,32,535.02	

- e) The Company is a Non-Banking Financial Company engaged in the principal business of providing loans. Therefore, the provisions of paragraph 3(iii) (e) of the Companies (Auditor's Report) Order, 2020 are not applicable to the Company;
- f) The company has not granted any loans or advances in the nature of loans either repayable on demand or without specifying any terms or period of repayment to the Promoters, related parties as defined in clause (76) of section 2 of the Companies Act, 2013;
- iv) The Company has complied with Section 185 and 186 of the Companies Act, 2013 wherever applicable in respect of loans, investments, guarantees and securities provided.



- v) The Company has not accepted any Deposits or amounts which are deemed to be deposits from the public. Therefore the Directives issued by the Reserve Bank Of India and the provisions of sections 73 to 76 or any other relevant provisions of the Companies Act, 2013 and the Rules framed there under are not applicable to the Company. The Company has not received any order from the Company Law Board or National Company Law Tribunal or Reserve Bank of India or any Court or any other Tribunal in this regard;
- vi) Being a Non-Banking Finance Company, maintenance of cost records has not been specified by the Central Government under section 148(1) of the Companies Act, 2013;
- vii) a) The Company is regular in depositing undisputed statutory dues including Provident Fund, Employees' State Insurance, Income-tax, Sales-tax, Service tax, Goods and ServiceTax, duty of customs, duty of excise, value added tax, cess and any other statutory dues with the appropriate authorities wherever applicable to it. There are no arrears of statutory dues as at the last day of the quarter concerned for a period of more than six months from the date on which they became payable;
- b) There are no statutory dues of Provident Fund, Employees' State Insurance, Income Tax, Sales tax, Service tax, Goods and Service Tax or duty of customs or duty of excise or value added tax, cess which have not been deposited on account of any dispute;
- viii) There are no transactions which were not recorded in the books of account which have been surrendered or disclosed as income during the period in the tax assessments under the Income Tax Act, 1961 (43 of 1961);
- ix) (a) The Company has not defaulted in repayment of loans or other borrowings or in the payment of interest thereon to any lender;
- (b) The Company isn't a declared willful defaulter by any bank or financial institution or other lender;
- (c) Term loans have been applied for the purpose for which the loans were obtained;
- (d) The company has not utilized the funds raised on short term basis for long term purposes;
- (e) The company has not taken any funds from any entity or person on account of or to meet the obligations of its subsidiaries, associates or joint ventures;
- (f) The company has not raised any loans during the period on the pledge of securities held in its subsidiaries, joint ventures or associate companies;
- x) a) The Company has not raised any money by way of initial public offer or further public offer (including debt instruments) during the period;
- b) The company has not made any preferential allotment or private placement of shares or convertible debentures (fully, partially or optionally convertible) during the period;
- xi) (a) During the year the Company has reported a fraud case, where gold loan related misappropriations have occurred for amounts aggregating ₹ 3,19,00,000/-, out of

which ₹ 59,00,000/- has been recovered and the balance amount of ₹ 2,60,00,000/- has been written off as bad debts in the books of accounts.

- (b) No report under sub-section (12) of section 143 of the Companies Act has been filed by us in Form ADT-4 as prescribed under rule 13 of Companies (Audit and Auditors) Rules, 2014 with the Central Government;
- (c) The company has not received any whistle-blower complaints during the period;
- xii) The Company is not a Nidhi Company. Accordingly, paragraph 3(xii) of the Companies (Auditor's Report) Order, 2020 are not applicable to the Company;
- xiii) All transactions with the related parties are in compliance with the sections 177 and 188 of the Companies Act, 2013 and the details of such transactions have been disclosed in the financial statements of the Company as required by the applicable accounting standards;
- xiv) (a) The Company has an internal audit system commensurate with the size and nature of its business;
- (b) The reports of the internal auditors for the period under audit were considered by us;
- xv) The Company has not entered into any non-cash transactions with directors or persons connected with them;
- xvi) (a) The Company has obtained the required registration under section 45-IA of the Reserve Bank of India Act, 1934 (2 of 1934);
- (b) The Company has conducted Non-Banking Financial activities with a valid Certificate of Registration (CoR) from the Reserve Bank of India as per the Reserve Bank of India Act, 1934;
- (c) The company is not a Core Investment Company (CIC) as defined in the regulations made by the Reserve Bank of India.
- (d) There are no CICs as part of the Group to which the company belongs
- xvii) The company has not incurred any cash losses in the quarter and in the immediately preceding financial year;
- xviii) There has not been any resignation of the statutory auditors during the period;
- xix) On the basis of the financial ratios, ageing and expected dates of realization of financial assets and payment of financial liabilities, other information accompanying the financial statements, our knowledge of the Board of Directors and management plans, we are of the opinion that no material uncertainty exists as on the date of the audit report that company is capable of meeting its liabilities existing at the date of balance sheet as and when they fall due within a period of one year from the balance sheet date;
- xx) a) In respect of other than ongoing projects, the company does not have any unspent amount to be transferred to the Fund specified in Schedule VII to the Companies Act, 2013 in compliance with second proviso to Section 135(5) of said Act;

- b) In respect of ongoing projects, the company does not have any unspent amount under sub-section (5) of section 135 of the Companies Act, 2013, to be transferred to special account in compliance with the provision of sub-section (6) of section 135 of the said Act.

xxi) There are no qualifications or adverse remarks by the respective auditors in the Companies (Auditor's Report) Order (CARO) reports of the companies included in the consolidated financial statements.

For Manikandan & Associates
Chartered Accountants
Firm Registration No: 008520S



C K Manikandan
[Partner]

Membership No. 208654
UDIN: 23208654BGSICW1825

Place: Chalakudy
Date: 03rd October, 2023



Annexure 2 to the Independent Auditors' Report of ICL Fincorp Limited for the period ended 30th June, 2023.

Report on the Internal Financial Controls over Financial Reporting under Clause (i) of Sub-section 3 of Section 143 of the Companies Act, 2013 ('the Act')

We have audited the internal financial controls over financial reporting of ICL Fincorp Limited ('the Company') as of 30th June, 2023 in conjunction with our audit of the Ind AS Standalone financial statements of the Company for the period ended on that date.

Management's Responsibility for Internal Financial Controls

The Company's management is responsible for establishing and maintaining internal financial controls based on the internal control over financial reporting criteria established by the Company considering the essential components of internal control stated in the guidance note on Audit of Internal Financial Controls Over Financial Reporting issued by the Institute of Chartered Accountants of India ('ICAI'). These responsibilities include the design, implementation and maintenance of adequate internal financial controls that were operating effectively for ensuring the orderly and efficient conduct of its business, including adherence to company's policies, the safeguarding of its assets, the prevention and detection of frauds and errors, the accuracy and completeness of the accounting records, and the timely preparation of reliable financial information, as required under the Companies Act, 2013.

Auditor's Responsibility

Our responsibility is to express an opinion on the Company's internal financial controls over financial reporting based on our audit. We conducted our audit in accordance with the guidance note on audit of internal financial controls over financial reporting (the 'Guidance Note') and the Standards on Auditing (the 'Standards') issued by ICAI and deemed to be prescribed under section 143 (10) of the Companies Act, 2013, to the extent applicable to an audit of internal financial controls. Those Standards and the Guidance Note require that we comply with ethical requirements and plan and perform the audit to obtain reasonable assurance about whether adequate internal financial controls over financial reporting was established and maintained and if such controls operated effectively in all material respects.

Our audit involves performing procedures to obtain audit evidence about the adequacy of the internal financial controls system over financial reporting and their operating effectiveness. Our audit of internal financial controls over financial reporting included obtaining an understanding of internal financial controls over financial reporting, assessing the risk that a material weakness exists, and testing and evaluating the design and operating effectiveness of internal control based on the assessed risk. The procedures selected depend on the auditor's judgment, including the assessment of the risks of material misstatement of the Standalone financial statements, whether due to fraud or error.

We believe that the audit evidence we have obtained is sufficient and appropriate to provide a basis for our audit opinion on the Company's internal financial controls over financial reporting.



Meaning of Internal Financial Controls over Financial Reporting

A company's internal financial control over financial reporting is a process designed to provide reasonable assurance regarding the reliability of financial reporting and the preparation of Standalone financial statements for external purposes in accordance with generally accepted accounting principles. A company's internal financial control over financial reporting includes those policies and procedures that (i) pertain to the maintenance of records that, in reasonable detail, accurately and fairly reflect the transactions and dispositions of the assets of the company; (ii) provide reasonable assurance that transactions are recorded as necessary to permit preparation of Standalone financial statements in accordance with generally accepted accounting principles, and that receipts and expenditures of the company are being made only in accordance with authorizations of management and directors of the company; and (iii) provide reasonable assurance regarding prevention or timely detection of unauthorized acquisition, use, or disposition of the company's assets that could have a material effect on the Standalone financial statements.

Inherent Limitations of Internal Financial Controls over Financial Reporting

Because of the inherent limitations of internal financial controls over financial reporting, including the possibility of collusion or improper management override of controls, material misstatements due to error or fraud may occur and not be detected. Also, projections of any evaluation of the internal financial controls over financial reporting to future periods are subject to the risk that the internal financial control over financial reporting may become inadequate because of changes in conditions, or that the degree of compliance with the policies or procedures may deteriorate.

Opinion


In our opinion, the Company has, in all material respects, an adequate internal financial controls over financial reporting and such internal financial controls over financial reporting were operating effectively as at 30th June, 2023, based on the internal control over financial reporting criteria established by the Company considering the essential components of internal control stated in the guidance note issued by the ICAI.

For Manikandan and Associates
Chartered Accountants
ICAI Firm Reg No: 008520S

C K Manikandan
[Partner]

Membership No.208654
UDIN:232086548G5ICW1825

Place:Chalakudy
Date:03rdOctober, 2023



ICL Fincorp Limited
Standalone Balance Sheet as at 30-June-2023
(All amounts are in Thousands of Indian Rupees unless otherwise stated)

Assets	Notes	30-Jun-23	31-Mar-23
Financial Assets			
Cash and Cash Equivalents	7	1,33,140.32	63,167.72
Bank Balances other than above	8	55,645.10	53,195.10
Loans	9	41,07,550.90	39,42,898.06
Investments	10	2,70,238.05	2,66,506.82
Other Financial Asset	11	4,69,690.47	3,39,134.72
		50,36,264.84	46,64,902.42
Non-Financial Assets			
Current tax assets	12	38,102.33	32,892.22
Deferred tax assets (net)	32	26,472.89	24,216.08
Property, Plant and Equipment	13(A)	3,06,613.04	3,20,015.67
Capital work in progress	13(B)	3,631.72	3,631.72
Right-of-Use Asset	13(C)	1,00,526.38	1,04,898.10
Other Intangible Assets	14	1,374.81	1,431.46
Other Non-Financial Asset	15	1,18,997.92	1,09,036.23
		5,95,719.08	5,96,121.48
TOTAL		56,31,983.92	52,61,023.90
Liabilities and Equity			
Financial Liabilities			
Trade payables	16		
(A) total outstanding dues of micro enterprises and small enterprises; and			362.72
(B) total outstanding dues of creditors other than micro enterprises and small enterprises.		9,997.04	11,239.51
Debt Securities	17	31,82,483.00	31,37,509.00
Borrowings (Other than Debt Securities)	18	6,39,181.52	4,06,747.67
Subordinate Liabilities	19	2,69,195.00	2,69,195.00
Lease Liability	13(C)	98,659.64	1,01,142.95
Other financial liabilities	20	5,28,677.51	4,36,193.80
		47,28,193.72	43,62,390.65
Non-Financial Liabilities			
Provisions	21	49,549.65	51,505.43
Other non-financial liabilities	22	8,029.34	10,783.01
		57,579.00	62,288.44
Equity			
Equity Share capital	23	4,73,935.61	4,73,935.61
Other Equity	24	3,72,275.60	3,62,409.20
		8,46,211.21	8,36,344.81
TOTAL		56,31,983.92	52,61,023.90

Summary of material accounting policies 5
The accompanying notes are an integral part of the financial statements.


As per our report of even date
For Manikandan and Associates
Chartered Accountants
ICAI Firm Reg No.: 0085205




C K Manikandan
[Partner]
Membership no.: 208654

Place: Chalakudy
Date: 03-10-2023

For and on behalf of the board of directors of
ICL Fincorp Limited


K G Anilkumar
[Managing Director]
(DIN: 00766739)


Madhavankutty T
[Chief Financial Officer]
Place: Irinjalakuda
Date: 03-10-2023


Umadevi Anilkumar
[Whole Time Director]
(DIN: 06434467)

Visakh V V
[Company Secretary]



ICL Fincorp Limited
Standalone Cash flow statement for the quarter ended 30-Jun-2023
(All amounts are in Thousands of Indian Rupees unless otherwise stated)

	30-Jun-23	31-Mar-23
Net Profit before tax	13,099.87	43,244.71
Adjustments for:		
Depreciation and amortization expense	26,027.09	1,06,144.18
Impairment on financial instruments	4,423.48	6,726.92
Provision for Gratuity	4,442.75	2,998.12
Provision for loss on account of fraud	(11,954.63)	4,080.90
Provision for TDS Default	65.82	(112.87)
Net (Gain)/Loss on current investment due to market fluctuation	(6,026.12)	8,076.19
Finance cost	3,234.61	12,974.88
Interest on Fixed deposit	(348.00)	(1,366.89)
Dividend on investments	(49.69)	(114.75)
Lease payments	9,075.28	38,621.50
Profit/(Loss) on sale of Property, Plant and Equipment	-	-
Net (Gain)/Loss on sale of investments	(82.65)	436.98
Operating profit before working capital changes	41,912.82	2,21,709.87
Changes in working capital :		
Decrease / (increase) in non-financial asset	(9,961.69)	10,081.20
Decrease / (increase) in loans	(1,69,081.32)	(5,18,947.65)
Decrease / (increase) in investments	(3,731.23)	(7,097.55)
Decrease / (increase) in current tax assets	(5,210.11)	1,175.45
Decrease / (increase) in other financial asset	(1,30,555.75)	(86,364.98)
Increase / (decrease) in trade payables	(1,605.19)	2,004.61
Increase / (decrease) in other financial liabilities	92,481.71	72,915.06
Increase / (decrease) in Lease Liability (Net)	(2,483.31)	37,490.04
Increase / (decrease) in other non-financial liabilities	(2,753.67)	(3,550.83)
Cash generated from / (used in) operations	(1,90,985.74)	(2,70,584.78)
Net Income Taxes Paid	-	(13,191.44)
Net cash flow from/ (used in) operating activities (A)	(1,90,985.74)	(2,83,776.22)
Cash flows from investing activities		
Net Gain/(Loss) on sale of investments	82.65	(436.98)
Net (Gain)/Loss on current investment due to market fluctuation	6,026.12	(8,076.19)
Purchase of property, plant and equipments including CWIP	(4,308.15)	(1,45,791.32)
Dividend on investments	49.69	114.75
Purchase of intangible assets	-	(180.21)
Sale of property, plant and equipments	-	-
Bank balance not considered as cash and cash equivalents	(2,450.00)	2,160.00
Net cash flow from/ (used in) investing activities (B)	(599.69)	(1,52,209.95)
Cash flows from financing activities		
Proceed from Debt Security (Net)	44,974.00	5,63,314.00
Proceed from Borrowings (Net)	2,32,433.85	(74,272.19)
Proceed from Subordinate Liabilities (Net)	-	(35,845.00)
Finance cost	(3,234.61)	(12,974.88)
Interest on Fixed deposit	348.00	1,366.89
Proceeds from Issue of equity share capital	-	76,465.23
Payment of Preference dividend	-	(3,989.14)
Lease payments	(9,075.28)	(38,621.51)
Right to Use Asset (Net)	(3,887.94)	(70,896.36)
Net cash flow from/ (used in) financing activities (C)	2,61,558.02	4,04,547.04
Net increase/(decrease) in cash and cash equivalents (A + B + C)	69,972.59	(31,439.13)
Cash and cash equivalents at the beginning of the year	63,167.72	94,606.85
Cash and cash equivalents at the end of the year	1,33,140.32	63,167.72
Components of cash and cash equivalents		
Cash on hand	34,054.02	25,190.54
With banks	99,086.30	37,977.18
Total cash and cash equivalents (Note 7)	1,33,140.32	63,167.72
Summary of material accounting policies		

5

As per our report of even date

For Munikandan and Associates

Chartered Accountants

ICAI Firm Reg No.: 0085205

C.K. Munikandan

[Partner]

Membership no.: 208654

Place: Chalakudy

Date: 03-10-2023

For and on behalf of the board of directors of
ICL Fincorp Limited

K.G. Anilkumar

[Managing Director]

(DIN: 00766739)

Madhavanthy T

[Chief Financial Officer]

Place: Irinjalakuda

Date: 03-10-2023

Umadewi Anilkumar

[Whole Time Director]

(DIN: 0634467)

Vishal K

[Company Secretary]



ICL Fincorp Limited
Standalone Statement of profit and loss for the quarter ended 30-June-2023
(All amounts are in Thousands of Indian Rupees unless otherwise stated)

	Notes	30-Jun-23	31-Mar-23
(I) Income			
Revenue from operations	25		
I) Interest Income		3,46,438.28	11,04,546.79
II) Revenue from other Financial Services		1,963.77	8,502.77
Other income	26	6,950.80	(4,166.86)
Total Income		3,55,352.85	11,08,882.70
(II) Expenses			
Finance costs	27	1,31,604.35	4,77,567.38
Impairment of Financial Instruments	28	4,428.48	6,726.92
Employee benefits expense	29	85,242.27	2,77,836.23
Depreciation and amortization expense	30	26,027.09	1,06,144.18
Other expenses	31	94,950.79	1,97,363.29
Total Expenses		3,42,252.98	10,65,638.00
(III) Profit/(loss) before tax (I) - (II)		13,099.87	43,244.71
(IV) Tax expenses	32		
Current tax		7,163.09	21,377.73
(Excess)/Short provision of Previous Years		-	(923.34)
Deferred tax(Income)/Expense		(2,440.84)	(8,538.79)
Total tax expense		4,722.24	11,915.60
(V) Profit/(loss) for the year (III) - (IV)		8,377.63	31,329.10
(VI) Other comprehensive income			
Items that will not be reclassified to profit or loss - Remeasurements of the defined benefit asset		1,672.80	941.59
Income tax relating to items that will not be reclassified to profit or loss		(184.03)	(32.80)
Total other comprehensive income (VI)		1,488.77	908.78
Total comprehensive income for the year (V) + (VI)		9,866.40	32,237.89
<i>(Comprising profit and other comprehensive income for the year)</i>			
Earnings per equity share	33		
<i>[nominal value of share ₹10]</i>			
(Basic) ₹		0.18	0.66
(Diluted) ₹		0.18	0.66
Summary of material accounting policies	5		
The accompanying notes are an integral part of the financial statements.			

As per our report of even date

For **Manikandan and Associates**

Chartered Accountants

ICAI Firm Reg No.: 0085205

C K Manikandan

[Partner]

Membership no.: 208654

Place: Chalakudy

Date: 03-10-2023

For and on behalf of the board of directors of
ICL Fincorp Limited

K G Anilkumar

[Managing Director]

(DIN:00766739)

Madhavan Kutty T

[Chief Financial Officer]

Place: Irinjalakuda

Date: 03-10-2023

Umadevi Anilkumar

[Whole Time Director]

(DIN: 04434467)

Vishesh V

[Company Secretary]



ICL Fincorp Limited

Standalone Statement of changes in equity for the quarter ended 30-June-2023

(All amounts are in Thousands of Indian Rupees unless otherwise stated)

A Equity Share capital

Balance at the beginning of the reporting period At 1-Apr-2022

Changes in equity share capital during the year

Balance at the end of the reporting period As at 31-Mar-2023

Changes in equity share capital during the year

Balance at the end of the reporting period As at 30-Jun-2023

Number	Amount
44334952	4,43,349.52
30,58,609	30,586.09
47393561	4,73,935.61
47393561	4,73,935.61

B Other Equity

	Reserves and Surplus				Other comprehensive income (Actuarial gain/(loss))	Total
	Statutory Reserves	Impairment Reserves	Securities Premium	Retained Earnings		
Balance as at 01-Apr-2022	12,441.97	8,119.95	2,43,376.88	24,996.09	(382.71)	2,88,552.17
Dividends	-	-	-	(4,260.00)	-	(4,260.00)
Transfer to/from retained earnings	6,470.00	12,136.69	-	(18,606.69)	-	-
Other Additions/ Deductions during the year	-	-	-	-	-	-
Other Comprehensive Income (Net of Taxes)	-	-	-	-	908.78	908.78
Securities premium received during the year	-	-	45,879.14	-	-	45,879.14
Profit for the year (net of taxes)	-	-	-	31,329.10	-	31,329.10
Balance as at 31-Mar-2023	18,911.97	20,256.64	2,89,256.01	33,458.51	526.07	3,62,409.20

Handwritten signature

Handwritten signature

Handwritten signature

Handwritten signature



ICL Fincorp Limited
Standalone Statement of changes in equity for the quarter ended 30-June-2023
(All amounts are in Thousands of Indian Rupees unless otherwise stated)

B Other Equity (Contd.)

	Reserves and Surplus			Other comprehensive income (Actuarial gain/(loss))	Total
	Statutory Reserves	Impairment Reserves	Securities Premium Reserves	Retained Earnings	
Balance as at 31-Mar-2023	18,911.97	20,256.64	2,89,256.01	33,458.51	3,62,409.20
Dividends	-	-	-	-	-
Transfer to/from retained earnings	1,880.00	-	-	(1,880.00)	-
Other Additions/ Deductions during the year					
Other Comprehensive Income (Net of Taxes)	-	-	-	1,488.77	1,488.77
Securities premium received during the year	-	-	-	-	-
Profit for the period (net of taxes)	-	-	-	8,377.63	8,377.63
Balance as at 30-Jun-2023	20,791.97	20,256.64	2,89,256.01	39,956.14	3,72,275.60

As per our report of even date
For Manikandan and Associates
Chartered Accountants
ICAI Firm Reg No.: 008520S

C K Manikandan
[Partner]
Membership no.: 208654

For and on behalf of the board of directors of
ICL Fincorp Limited

K G Anilkumar
[Managing Director]
(DIN: 00766739)

Umadevi Anilkumar
[Whole Time Director]
(DIN: 06434467)

Madhavankutty T
[Chief Financial Officer]
Place: Irinjalakuda
Date: 03-10-2023

Visakh TV
[Company Secretary]

Place: Chalakudy
Date: 03-10-2023



ICL Fincorp Limited

Notes to the Standalone financial statements for the quarter ended 30-june-2023

(All amounts are in Thousands of Indian Rupees unless otherwise stated)

1 CORPORATE INFORMATION

ICL Fincorp Limited was incorporated as Jawahar Finance Limited on 9th December, 1991 at Chennai. The Company was later renamed to Irinjalakuda Credits & Leasing Company Limited on 26th April, 2004, which was further renamed to ICL Fincorp Limited on 8th May, 2016. The company is a non-deposit accepting Non Banking Financial Company (NBFC) which provides a wide range of fund-based services including Gold loans, Business loans, Hypothecation loans, Property loans etc.

The registration details are as follows:

Reserve Bank of India Registration No: B-07.00437

Corporate Identity Number (CIN): U65191TN1991PLC021815

Registered Address: No.61/1, VGP Complex First Avenue, Ashok Nagar, Chennai, Tamil Nadu 600083

The Company is the ultimate parent company of the Salem Erode Investments Limited.

2 BASIS OF PREPARATION

The Standalone financial statements of the company have been prepared in accordance with Indian Accounting Standards (Ind AS) notified under the Companies (Indian Accounting Standards) Rules, 2015 (as amended from time to time). The financial statements have been prepared under the historical cost convention, as modified by the application of fair value measurements required or allowed by relevant Accounting Standards and on accrual basis except for interest on Non Performing Assets which are recognised on realisation basis. Accounting policies have been consistently applied to all periods presented, unless otherwise stated.

The above financial statements have been prepared in accordance with the Indian Accounting Standards prescribed under Section 133 of the Companies Act, 2013 read with relevant rules issued thereunder and other accounting principles generally accepted in India mainly considering the Master Directions issued by the Reserve Bank of India (RBI) as applicable to Non-Banking Finance Companies - ND.

The preparation of financial statements requires the use of certain critical accounting estimates and assumptions that affect the reported amounts of assets, liabilities, revenues and expenses and the disclosed amount of contingent liabilities. Areas involving a higher degree of judgement or complexity, or areas where assumptions are significant to the Company are discussed in Note 6 - Significant accounting judgements, estimates and assumptions.

All amounts included in the financial statements are reported in thousands of Indian rupees (Rupees in thousands) except share and per share data, unless otherwise stated. Due to rounding off, the numbers presented throughout the document may not add up precisely to the totals and percentages may not precisely reflect the absolute figures.

3 PRESENTATION OF FINANCIAL STATEMENT

The financial statements of the Company are presented as per Schedule III (Division III) of the Companies Act, 2013 applicable to NBFCs, as notified by the Ministry of Corporate Affairs (MCA). Financial assets and financial liabilities are generally reported on a gross basis except when, there is an unconditional legally enforceable right to offset the recognised amounts without being contingent on a future event and the parties intend to settle on a net basis in the following circumstances:

- (i) The normal course of business
- (ii) The event of default
- (iii) The event of insolvency or bankruptcy of the Company and/or its counterparties.

4 STATEMENT OF COMPLIANCE

These separate financial statements of the Company have been prepared in accordance with Indian Accounting Standards as per the Companies (Indian Accounting Standards) Rules, 2015 as amended and notified under Section 133 of the Companies Act, 2013 and the generally accepted accounting principles as referred to in paragraph 2 "Basis of Preparation" above.

5 MATERIAL ACCOUNTING POLICY INFORMATION (ALSO REFER NOTE 2 ABOVE)

Material Accounting Policies adopted in the Preparation and Presentation of Financial Statements are as under:-

A. INVESTMENTS IN SUBSIDIARY

Investment in subsidiaries are measured at cost less impairment, if any.


B. FINANCIAL INSTRUMENTS

(i) Classification of financial instruments

The Company classifies its financial assets into the following measurement categories:

- i) Financial assets to be measured at amortised cost.
- ii) Financial assets to be measured at fair value through other comprehensive income.
- iii) Financial assets to be measured at fair value through profit or loss account.

The classification depends on the contractual terms of the financial asset's cash flows and the Company's business model for managing financial assets. The Company determines its business model at the level that best reflects how it manages groups of financial assets to achieve its business objective. The business model is assessed on the basis of aggregated portfolios based on observable factors. These factors include:



- Reports reviewed by the entity's key management personnel on the performance of the financial assets.
- The risks impacting the performance of the business model (and the financial assets held within that business model) and its management thereof.
- The compensation of the managing teams (for example, whether the compensation is based on the fair value of the assets managed or on the contractual cash flows collected)
- The expected frequency, value and timing of trades. The business model assessment is based on reasonably expected scenarios without taking 'worst case' or 'stress case' scenarios into account.

The Company also assesses the contractual terms of financial assets on the basis of its contractual cash flow characteristics that are solely for the payments of principal and interest on the principal amount outstanding. 'Principal' is defined as the fair value of the financial asset at initial recognition and may change over the life of the financial asset (for example, if there are repayments of principal or amortisation of the premium/discount).

In making this assessment, the Company considers whether the contractual cash flows are consistent with a basic lending arrangement i.e. interest includes only consideration for the time value of money, credit risk, other basic lending risks and a profit margin that is consistent with a basic lending arrangement. Where the contractual terms introduce exposure to risk or volatility that are inconsistent with a basic lending arrangement, the related financial asset is classified and measured at fair value through profit or loss.

The Company classifies its financial liabilities at amortised costs unless it has designated liabilities at fair value through the profit and loss account or is required to measure liabilities at fair value through profit or loss such as derivative liabilities.

(II) Financial assets measured at amortised cost

These Financial assets comprise bank balances, Loans, Investments and other financial assets.

Financial Assets with contractual terms that give rise to cash flows on specified dates, and represent solely payments of principal and interest on the principal amount outstanding; and are held within a business model whose objective is achieved by holding to collect contractual cash flows are measured at amortised cost.

These financial assets are initially recognised at fair value plus directly attributable transaction costs and subsequently measured at amortised cost. Transaction costs are incremental costs that are directly attributable to the acquisition, issue or disposal of a financial asset or a financial liability.

(III) Financial assets measured at fair value through other comprehensive income

Debt Instruments

Investments in debt instruments are measured at fair value through other comprehensive income where they have:

- a) contractual terms that give rise to cash flows on specified dates, that represent solely payments of principal and interest on the principal amount outstanding; and
- b) are held within a business model whose objective is achieved by both collecting contractual cash flows and selling financial assets.

These debt instruments are initially recognised at fair value plus directly attributable transaction costs and subsequently measured at fair value. Gains and losses arising from changes in fair value are included in other comprehensive income (a separate component of equity). Impairment losses or reversals, interest revenue and foreign exchange gains and losses are recognised in profit and loss. Upon disposal, the cumulative gain or loss previously recognised in other comprehensive income is reclassified from equity to the statement of profit and loss. As at the reporting date the Company does not have any financial instruments measured at fair value through other comprehensive income.

Equity Instruments

Investments in equity instruments are generally accounted for as at fair value through the profit and loss account unless an irrevocable election has been made by management to account for at fair value through other comprehensive income. Such classification is determined on an instrument by instrument basis. Contingent consideration recognised by the company in a business combination to which Ind AS 103 'Business Combination' applies are measured at fair value through profit and loss account, where amounts presented in other comprehensive income for equity instruments are not subsequently transferred to profit or loss. Dividends on such instruments are recognised in profit or loss. As at the reporting date the Company does not have any equity instruments measured at fair value through other comprehensive income.

Heer Singh

Chitq

Gee

[Signature]



(IV) Items at fair value through profit or loss

Items at fair value through profit or loss comprise:

- Instruments (including equity shares) held for trading;
- Items specifically designated as fair value through profit or loss on initial recognition; and
- Debt instruments with contractual terms that do not represent solely payments of principal and interest.

Financial instruments held at fair value through profit or loss are initially recognised at fair value, with transaction costs recognised in the statement of profit and loss as incurred. Subsequently, they are measured at fair value and any gains or losses are recognised in the statement of profit and loss as they arise.

Financial instruments held for trading

A financial instrument is classified as held for trading if it is acquired or incurred principally for selling or repurchasing in the near term, or forms part of a portfolio of financial instruments that are managed together and for which there is evidence of short-term profit taking, or it is a derivative not designated in a qualifying hedge relationship.

(V) Debt securities and other borrowed funds

After initial measurement, debt issued and other borrowed funds are subsequently measured at amortised cost. Amortised cost is calculated by taking into account any discount or premium on issue funds, and transaction costs that are an integral part of the Effective Interest Rate (EIR).

(VI) Recognition and derecognition of financial assets and liabilities

A financial asset or financial liability is recognised in the balance sheet when the Company becomes a party to the contractual provisions of the instrument, which is generally on trade date. Loans and receivables are recognised when cash is advanced (or settled) to the borrowers. Financial assets at fair value through profit or loss are recognised initially at fair value. All other financial assets are recognised initially at fair value plus directly attributable transaction costs.

The Company derecognises a financial asset when the contractual cash flows from the asset expire or it transfers its rights to receive contractual cash flows on the financial asset in a transaction in which substantially all the risks and rewards of ownership are transferred. Any interest in transferred financial assets that is created or retained by the Company is recognised as a separate asset or liability. A financial liability is derecognised from the balance sheet when the Company has discharged its obligation or the contract is cancelled or expires.

(VII) Impairment of financial assets

The Company recognises impairment allowance for expected credit loss on financial assets held at amortised cost. In addition to that the Company has provided for Non-Performing Assets (NPA) as per Prudential Norms of RBI.

The Company recognises loss allowances (provisions) for expected credit losses on its financial assets (including non-fund exposures) that are measured at amortised costs or at fair value through other comprehensive income account. The Company applies a three-stage approach to measuring expected credit losses (ECLs) for the following categories of financial assets that are not measured at fair value through profit or loss:

- debt instruments measured at amortised cost and fair value through other comprehensive income;
- loan commitments.

No ECL is recognised on equity investments.

Financial assets migrate through the following three stages based on the change in credit risk since initial recognition:

Stage 1: ECL

For exposures where there has not been a significant increase in credit risk since initial recognition and that are not credit impaired upon origination, ECL associated with the probability of default events is recognised.

Stage 2: Lifetime ECL – not credit impaired

For exposures where there has been a significant increase in credit risk since initial recognition but are not credit impaired, a lifetime ECL (i.e. reflecting the remaining lifetime of the financial asset) is recognised.

Stage 3: Lifetime ECL – credit impaired

Exposures are assessed as credit impaired when one or more events that have a detrimental impact on the estimated future cash flows of that asset have occurred. For exposures that have become credit impaired, a lifetime ECL is recognised.

The company has identified the following stage classification to be the most appropriate for its loans:

Stage 1: 0 to 60 DPD

Stage 2: 61 to 90 DPD

Stage 3: above 90 DPD

Handwritten signature



Handwritten signature

Handwritten signature



(VIII) Write-offs

The Company reduces the gross carrying amount of a financial asset when the Company has no reasonable expectations of recovering a financial asset in its entirety or a portion thereof. This is generally the case when the Company determines that the borrower / debtor does not have assets or sources of income that could generate sufficient cash flows to repay the amounts subjected to write-offs. Any subsequent recoveries against such loans are credited to the statement of profit and loss.

(IX) Determination of fair value

Fair value is the price that would be received to sell an asset or paid to transfer a liability in an orderly transaction between market participants at the measurement date, regardless of whether that price is directly observable or estimated using another valuation technique. In estimating the fair value of an asset or a liability, the company takes into account the characteristics of the asset or liability if market participants would take those characteristics into account when pricing the asset or liability at the measurement date. The Financial assets and liabilities are presented in ascending order of their liquidity. Fair value for measurement and/or disclosure purposes in these financial statements is determined on such a basis, except for share-based payment transactions that are within the scope of Ind AS 102, leasing transactions that are within the scope of Ind AS 17, and measurements that have some similarities to fair value but are not fair value, such as value in use in Ind AS 36.

C. REVENUE FROM OPERATIONS

(I) Interest Income

Interest income is recognised by applying the Effective Interest Rate (EIR) to the gross carrying amount of financial assets other than credit-impaired assets

The EIR in case of a financial asset is computed

- a) As the rate that exactly discounts estimated future cash receipts through the expected life of the financial asset to the gross carrying amount of a financial asset.
- b) By considering all the contractual terms of the financial instrument in estimating the cash flows
- c) Including all fees received between parties to the contract that are an integral part of the effective interest rate, transaction costs, and all other premiums or discounts. Any subsequent change the estimation of the future cash flows is recognised in interest income with the corresponding adjustment to the carrying amount of the assets.

(II) Dividend Income

Dividend income is recognised

- a) when the right to receive the payment is established,
- b) it is probable that the economic benefits associated with the dividend will flow to the entity and
- c) the amount of the dividend can be measured reliably.

(III) Fees & Commission Income

Fees and commissions are recognised when the Company satisfies the performance obligation, at fair value of the consideration received or receivable based on a five-step model as set out below, unless included in the effective interest calculation:

Step 1: Identify contract(s) with a customer: A contract is defined as an agreement between two or more parties that creates enforceable rights and obligations and sets out the criteria for every contract that must be met.

Step 2: Identify performance obligations in the contract: A performance obligation is a promise in a contract with a customer to transfer a good or service to the customer.

Step 3: Determine the transaction price: The transaction price is the amount of consideration to which the Company expects to be entitled in exchange for transferring promised goods or services to a customer, excluding amounts collected on behalf of third parties.

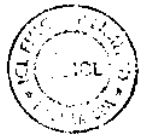
Step 4: Allocate the transaction price to the performance obligations in the contract: For a contract that has more than one performance obligation, the Company allocates the transaction price to each performance obligation in an amount that depicts the amount of consideration to which the Company expects to be entitled in exchange for satisfying each performance obligation.

Step 5: Recognise revenue when (or as) the Company satisfies a performance obligation.

Processing fee which does not form part of effective interest rate is recognised as and when it accrues.

Handwritten signature

Handwritten signature



(IV) Net gain on Fair value changes

Any differences between the fair values of financial assets classified as fair value through the profit or loss, held by the Company on the balance sheet date is recognised as an unrealised gain / loss. In cases there is a net gain in the aggregate, the same is recognised as Revenue and if there is a net loss the same is disclosed under as Expense in the statement of Profit and Loss.

However, net gain / loss on derecognition of financial instruments classified as amortised cost is presented separately under the respective head in the Statement of Profit and Loss.

D. EXPENSES

(I) Finance costs

Finance costs represents interest expense recognised by applying the Effective Interest Rate (EIR) to the gross carrying amount of financial liabilities other than financial liabilities classified as FVTPL.

The EIR in case of a financial liability is computed

- a) As the rate that exactly discounts estimated future cash payments through the expected life of the financial liability to the gross carrying amount of the amortised cost of a financial liability.
- b) By considering all the contractual terms of the financial instrument in estimating the cash flows
- c) Including all fees received between parties to the contract that are an integral part of the effective interest rate, transaction costs, and all other premiums or discounts.

Any subsequent change the estimation of the future cash flows is recognised in interest with the corresponding adjustment to the carrying amount of the assets.

(II) Employee benefits

Short term employee benefit

Employee benefits payable wholly within twelve months of rendering the service are classified as short-term employee benefits. These benefits include short term compensated absences such as paid annual leave. The undiscounted amount of short-term employee benefits expected to be paid in exchange for the services rendered by employees is recognised as an expense during the period. Benefits such as salaries and wages, etc. and the expected cost of the bonus/ex-gratia are recognised in the period in which the employee renders the related service.

Post-employment employee benefits

a) Defined contribution schemes

All the employees of the Company are entitled to receive benefits under the Provident Fund and Employees State Insurance scheme, defined contribution plans in which both the employee and the Company contribute monthly at a stipulated rate. The Company has no liability for future benefits other than its annual contribution and recognises such contributions as an expense in the period in which employee renders the related service. If the contribution payable to the scheme for service received before the Balance Sheet date exceeds the contribution already paid, the deficit payable to the scheme is recognised as a liability after deducting the contribution already paid. If the contribution already paid exceeds the contribution due for services received before the Balance Sheet date, then excess is recognised as an asset to the extent that the pre-payment will lead to, for example, a reduction in future payment or a cash refund.

b) Defined Benefit schemes

The Company provides for the gratuity, a defined benefit retirement plan covering all employees. The plan provides for lump sum payments to employees upon death while in employment or on separation from employment after serving for the stipulated years mentioned under 'The Payment of Gratuity Act, 1972'. The present value of the obligation under such defined benefit plan is determined based on actuarial valuation, carried out by an independent actuary at each Balance Sheet date, using the Projected Unit Credit Method, which recognizes each period of service as giving rise to an additional unit of employee benefit entitlement and measures each unit separately to build up the final obligation.

The obligation is measured at the present value of the estimated future cash flows. The discount rates used for determining the present value of the obligation under defined benefit plan are based on the market yields on Government Securities as at the Balance Sheet date.

An actuarial valuation involves making various assumptions that may differ from actual developments in the future. These include the determination of the discount rate, attrition rate, future salary increases and mortality rates. Due to the complexities involved in the valuation and its long-term nature, these liabilities are highly sensitive to changes in these assumptions. All assumptions are reviewed annually.

Re-measurement, comprising of actuarial gains and losses are recognized immediately in the balance sheet with a corresponding debit or credit to retained earnings through OCI in the period in which they occur. Re-measurements are not reclassified to profit and loss in subsequent periods.

The Company does not have a scheme of encashment of earned leave. The Earned leave which is not utilized during the year will be automatically lapsed at the end of the year and cannot be carried forward. Hence no provision has been made in the accounts for encashment of leave and carried forward of earned leave.

Handwritten signature

Handwritten signature

Handwritten signature

Handwritten signature



(III) Leases

Identification of Lease:

The Company's lease asset classes primarily consist of leases for land and buildings. The Company assesses whether a contract contains a lease, at inception of a contract. A contract is, or contains, a lease if the contract conveys the right to control the use of an identified asset for a period of time in exchange for consideration. To assess whether a contract conveys the right to control the use of an identified asset, the Company considers whether the contract contains the following three elements:
For arrangements entered into prior to 1 April, 2018, the Company has determined whether the arrangement contains lease on the basis of facts and circumstances existing on the date of transition.

Certain lease arrangements include the options to extend or terminate the lease before the end of the lease term. ROU assets and lease liabilities include these options when it is reasonably certain that they will be exercised. The ROU assets are initially recognized at cost, which comprises the initial amount of the lease liability adjusted for ROU assets are depreciated from the commencement date on a straight-line basis over the shorter of the lease term and useful life of the underlying asset. ROU assets are evaluated for recoverability whenever events or changes in circumstances indicate that their carrying amounts may not be recoverable. For the purpose of impairment testing, the recoverable amount (i.e. the higher of the fair value less cost to sell and the value-in-use) is determined on an individual asset basis unless the asset does not generate cash flows that are largely independent of those from other assets. In such cases, the recoverable amount is determined for the Cash Generating Unit (CGU) to which the asset belongs.

The lease liability is initially measured at amortized cost at the present value of the future lease payments. The lease payments are discounted using the interest rate implicit in the lease or, if not readily determinable, using the incremental borrowing rates in the country of domicile of these leases. Lease liabilities are remeasured with a corresponding adjustment to the related ROU asset if the Company changes its assessment of whether it will exercise an extension or a termination option. Lease liability and ROU assets have been separately presented in the Balance Sheet and lease payments have been classified as financing cash flows.

(IV) Other income and expenses

All Other income and expense are recognized in the period they occur.

(V) Impairment of non-financial assets

The carrying amount of assets is reviewed at each balance sheet date if there is any indication of impairment based on internal/external factors. An impairment loss is recognized wherever the carrying amount of an asset exceeds its recoverable amount. The recoverable amount is the greater of the assets, net selling price and value in use. In assessing value in use, the estimated future cash flows are discounted to their present value using a pre-tax discount rate that reflects current market assessments of the time value of money and risks specific to the asset.

In determining net selling price, recent market transactions are taken into account, if available. If no such transactions can be identified, an appropriate valuation model is used. After impairment, depreciation is provided on the revised carrying amount of the asset over its remaining useful life.

In the case of impairment of investment in subsidiary, the Company reviews its carrying value of investments in subsidiaries at cost, annually, or more frequently when there is an indication for impairment. If the recoverable amount is less than its carrying amount, the impairment loss is accounted for.

(VI) Taxes

Current Tax

Current tax assets and liabilities for the current and prior years are measured at the amount expected to be recovered from, or paid to, the taxation authorities. The tax rates and tax laws used to compute the amount are those that are enacted, or substantively enacted, by the reporting date in the countries where the Company operates and generates taxable income.

Current income tax relating to items recognised outside profit or loss is recognised outside profit or loss (either in other comprehensive income or in equity). Current tax items are recognised in correlation to the underlying transaction either in OCI or directly in equity. Management periodically evaluates positions taken in the tax returns with respect to situations in which applicable tax regulations are subject to interpretation and establishes provisions where appropriate.

Deferred tax

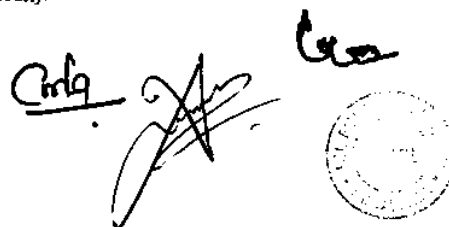
Deferred tax assets and liabilities are recognised for temporary differences arising between the tax bases of assets and liabilities and their carrying amounts. Deferred income tax is determined using tax rates (and laws) that have been enacted or substantively enacted by the reporting date and are expected to apply when the related deferred income tax asset is realised or the deferred income tax liability is settled.

Deferred tax assets are only recognised for temporary differences, unused tax losses and unused tax credits if it is probable that future taxable amounts will arise to utilise those temporary differences and losses. Deferred tax assets are reviewed at each reporting date and are reduced to the extent that it is no longer probable that the related tax benefit will be realised.

Deferred tax assets and liabilities are offset where there is a legally enforceable right to offset current tax assets and liabilities and they relate to income taxes levied by the same tax authority on the same taxable entity, or on different tax entities, but they intend to settle current tax liabilities and assets on a net basis or their tax assets and liabilities are realised simultaneously.

T-Her My

Chirg



E. CASH AND CASH EQUIVALENTS

Cash and cash equivalents comprise the net amount of short-term, highly liquid investments that are readily convertible to known amounts of cash (short-term deposits with an original maturity of three months or less) and are subject to an insignificant risk of change in value, cheques on hand and balances with banks. They are held for the purposes of meeting short-term cash commitments (rather than for investment or other purposes).

For the purpose of the statement of cash flows, cash and cash equivalents consist of cash and short-term deposits, as defined above.

F. PROPERTY, PLANT AND EQUIPMENT (PPE)

Property, plant and equipment (PPE) are measured at cost less accumulated depreciation and accumulated impairment, (if any). The total cost of assets comprises its purchase price, freight, duties, taxes and any other incidental expenses directly attributable to bringing the asset to the location and condition necessary for it to be capable of operating in the manner intended by the management. Changes in the expected useful life are accounted for by changing the amortisation period or methodology, as appropriate, and treated as changes in accounting estimates. Subsequent expenditure related to an item of tangible asset are added to its gross value only if it increases the future benefits of the existing asset, beyond its previously assessed standards of performance and cost can be measured reliably. Other repairs and maintenance costs are expensed off as and when incurred. Depreciation is calculated using the Written Down Value (WDV) method to write down the cost of property and equipment to their residual values over their estimated useful lives. Land is not depreciated.

The estimated useful lives are, as follows:

Particulars	Useful life estimated by Company (Years)
Building	60
Furniture And Fixtures	10
Electrical Installations & Equipments	10
Motor Vehicles	8
Office Equipments	5
Computer And Accessories	3

The residual values, useful lives and methods of depreciation of property, plant and equipment are reviewed at each financial year end and adjusted prospectively, if appropriate. Property plant and equipment is derecognised on disposal or when no future economic benefits are expected from its use. Any gain or loss arising on derecognition of the asset (calculated as the difference between the net disposal proceeds and the carrying amount of the asset) is recognised in other income /expense in the statement of profit and loss in the year the asset is derecognised. The date of disposal of an item of property, plant and equipment is the date the recipient obtains control of that item in accordance with the requirements for determining when a performance obligation is satisfied in Ind AS 115.

G. INTANGIBLE ASSETS






An intangible asset is recognised only when its cost can be measured reliably and it is probable that the expected future economic benefits that are attributable to it will flow to the Company.

Intangible assets acquired separately are measured on initial recognition at cost. The cost of an intangible asset comprises its purchase price and any directly attributable expenditure on making the asset ready for its intended use and net of any trade discounts and rebates. Following initial recognition, intangible assets are carried at cost less any accumulated amortisation and any accumulated impairment losses.

The useful lives of intangible assets are assessed to be either finite or indefinite. Intangible assets with finite lives are amortised over the useful economic life. The amortisation period and the amortisation method for an intangible asset with a finite useful life are reviewed at least at each financial year-end. Changes in the expected useful life, or the expected pattern of consumption of future economic benefits embodied in the asset, are accounted for by changing the amortisation period or methodology, as appropriate, which are then treated as changes in accounting estimates. The amortisation expense on intangible assets with finite lives is presented as a separate line item in the statement of profit and loss. Amortisation on assets acquired/sold during the year is recognised on a pro-rata basis to the Statement of Profit and Loss from / upto the date of acquisition/sale.

Amortisation is calculated using the straight-line method to write down the cost of intangible assets to their residual values over their estimated useful lives. Intangible assets comprising of software are amortised on a straight-line basis over a period of 6 years, unless it has a shorter useful life.

The Company's intangible assets consist of computer software with definite life. Gains or losses from derecognition of intangible assets are measured as the difference between the net disposal proceeds and the carrying amount of the asset are recognised in the Statement of Profit and Loss when the asset is derecognised.

H. PROVISIONS

Provisions are recognised when the enterprise has a present obligation (legal or constructive) as a result of past events, and it is probable that an outflow of resources embodying economic benefits will be required to settle the obligation, and a reliable estimate can be made of the amount of the obligation.

I. CONTINGENT LIABILITIES

A contingent liability is a possible obligation that arises from past events whose existence will be confirmed by the occurrence or non-occurrence of one or more uncertain future events beyond the control of the Company or a present obligation that is not recognized because it is not probable that an outflow of resources will be required to settle the obligation. A contingent liability also arises in extremely rare cases where there is a liability that cannot be recognized because it cannot be measured reliably. The Company does not recognize a contingent liability but discloses its existence in the financial statements.

J. EARNINGS PER SHARE

The Company reports basic and diluted earnings per share in accordance with Ind AS 33 on Earnings per share. Basic EPS is calculated by dividing the net profit or loss for the year attributable to equity shareholders (after deducting attributable taxes) by the weighted average number of equity shares outstanding during the year.

For the purpose of calculating diluted earnings per share, the net profit or loss for the year attributable to equity shareholders and the weighted average number of shares outstanding during the year are adjusted for the effects of all dilutive potential equity shares. Dilutive potential equity shares are deemed converted as of the beginning of the period, unless they have been issued at a later date. In computing the dilutive earnings per share, only potential equity shares that are dilutive and that either reduces the earnings per share or increases loss per share are included.

K. SIGNIFICANT ACCOUNTING JUDGEMENTS, ESTIMATES AND ASSUMPTIONS

The preparation of financial statements in conformity with the Ind AS requires the management to make judgments, estimates and assumptions that affect the reported amounts of revenues, expenses, assets and liabilities and the accompanying disclosure and the disclosure of contingent liabilities, at the end of the reporting period. Estimates and underlying assumptions are reviewed on an ongoing basis. Revisions to accounting estimates are recognised in the period in which the estimates are revised and future periods are affected. Although these estimates are based on the management's best knowledge of current events and actions, uncertainty about these assumptions and estimates could result in the outcomes requiring a material adjustment to the carrying amounts of assets or liabilities in future periods. In particular, information about significant areas of estimation, uncertainty and critical judgments in applying accounting policies that have the most significant effect on the amounts recognized in the financial statements is included in the following notes:

A. BUSINESS MODEL ASSESSMENT



Classification and measurement of financial assets depends on the results of the SPPI and the business model test. The Company determines the business model at a level that reflects how groups of financial assets are managed together to achieve a particular business objective. This assessment includes judgement reflecting all relevant evidence including how the performance of the assets is evaluated and their performance measured, the risks that affect the performance of the assets and how these are managed and how the managers of the assets are compensated. The Company monitors financial assets measured at amortised cost or fair value through other comprehensive income that are derecognised prior to their maturity to understand the reason for their disposal and whether the reasons are consistent with the objective of the business for which the asset was held. Monitoring is part of the Company's continuous assessment of whether the business model for which the remaining financial assets are held continues to be appropriate and if it is not appropriate whether there has been a change in business model and so a prospective change to the classification of those assets.

B. DEFINED EMPLOYEE BENEFIT ASSETS AND LIABILITIES

The cost of the defined benefit gratuity plan and the present value of the gratuity obligation are determined using actuarial valuations. An actuarial valuation involves making various assumptions that may differ from actual developments in the future. These include the determination of the discount rate; future salary increases and mortality rates. Due to the complexities involved in the valuation and its long-term nature, a defined benefit obligation is highly sensitive to changes in these assumptions. All assumptions are reviewed annually.

C. FAIR VALUE MEASUREMENT

When the fair values of financial assets and financial liabilities recorded in the balance sheet cannot be measured based on quoted prices in active markets, their fair value is measured using various valuation techniques. The inputs to these models are taken from observable markets where possible, but where this is not feasible, a degree of judgment is required in establishing fair values. Judgments include considerations of inputs such as liquidity risk, credit risk and volatility. Changes in assumptions about these factors could affect the reported fair value of financial instruments.



D. IMPAIRMENT OF LOANS PORTFOLIO

The measurement of impairment losses across all categories of financial assets requires judgement, in particular, the estimation of the amount and timing of future cash flows and collateral values when determining impairment losses and the assessment of a significant increase in credit risk. These estimates are driven by a number of factors, changes in which can result in different levels of allowances. It has been the Company's policy to regularly review its models in the context of actual loss experience and adjust when necessary. The impairment loss on loans and advances is disclosed in more detail in Note 9 Overview of ECL principles. In case, higher provisions are to be considered as per the prudential norms of the Reserve Bank of India, they are considered and routed through Impairment Reserves.

E. CONTINGENT LIABILITIES AND PROVISIONS OTHER THAN IMPAIRMENT ON LOAN PORTFOLIO

The Company operates in a regulatory and legal environment that, by nature, has a heightened element of litigation risk inherent to its operations. As a result, it is involved in various litigation, arbitration in the ordinary course of the Company's business. When the Company can reliably measure the outflow of economic benefits in relation to a specific case and considers such outflows to be probable, the Company records a provision against the case. Where the probability of outflow is considered to be remote, or probable, but a reliable estimate cannot be made, a contingent liability is disclosed. Given the subjectivity and uncertainty of determining the probability and amount of losses, the Company takes into account a number of factors including legal advice, the stage of the matter and historical evidence from similar incidents. Significant judgement is required to conclude on these estimates.

F. EFFECTIVE INTEREST RATE (EIR) METHOD

The Company's EIR methodology, recognises interest income / expense using a rate of return that represents the best estimate of a constant rate of return over the expected behavioural life of loans given / taken and recognises the effect of potentially different interest rates at various stages and other characteristics of the product life cycle (including prepayments and penalty interest and charges).

This estimation, by nature, requires an element of judgement regarding the expected behaviour and life-cycle of the instruments and other fee income/expense that are integral parts of the instrument.

G. OTHER ESTIMATES

These include contingent liabilities, useful lives of tangible and intangible assets etc.

For and by



CS

Chg.

[Signature]



ICL Fincorp Limited**Notes to the Standalone financial statements for the quarter ended 30-June-2023***(All amounts are in Thousands of Indian Rupees unless otherwise stated)***7 Cash and Cash Equivalents**

	As at 30-Jun-2023	As at 31-Mar-2023
Cash on hand	34,054.02	25,190.54
Balance with Banks	99,086.30	37,977.18
Total	1,33,140.32	63,167.72

8 Bank Balances other than above

	As at 30-Jun-2023	As at 31-Mar-2023
Earmarked balances with banks:		
Balances with banks to the extent held as security	52,500.00	50,000.00
For unpaid dividend	109.03	109.03
Debenture trustee account	3,036.07	3,086.07
Total	55,645.10	53,195.10

79-11-11

Chitq

Gen

[Signature]



ICL Fincorp Limited

Notes to the Standalone financial statements for the quarter ended 30-June-2023

(All amounts are in Thousands of Indian Rupees unless otherwise stated)

9 Loans

	As at 30-June-2023				
	At Fair value				
	Amortised Cost	Through Other Comprehensive Income	Through profit or loss	Designated at Fair Value Through profit or loss	Total
Loans					
(A)					
i) Loans repayable on demand					
Gold Loan	40,68,961.89	-	-	-	40,68,961.89
Personal Loan	5,928.01	-	-	-	5,928.01
Other	7,055.39	-	-	-	7,055.39
ii) Term Loans					
Gold Loan	30,536.55	-	-	-	30,536.55
Hypothecation Loan	1,936.91	-	-	-	1,936.91
Business Loan	84.46	-	-	-	84.46
Related Party#	12,699.34	-	-	-	12,699.34
Property Loan	-	-	-	-	-
Personal Loan	2,804.68	-	-	-	2,804.68
Total (A)- Gross	41,30,007.21	-	-	-	41,30,007.21
Less: Impairment loss allowance	22,456.31	-	-	-	22,456.31
Total (A)- Net	41,07,550.90	-	-	-	41,07,550.90
(B)					
i) Secured by tangible assets	41,01,519.80	-	-	-	41,01,519.80
ii) Unsecured	28,487.41	-	-	-	28,487.41
Total (B)- Gross	41,30,007.21	-	-	-	41,30,007.21
Less: Impairment loss allowance	22,456.31	-	-	-	22,456.31
Total (B)- Net	41,07,550.90	-	-	-	41,07,550.90

Handwritten signature

Handwritten signature



Handwritten signature

2 Loans(Contd)

(C)				
(I) Loans in India				
i) Public Sector	-	-	-	-
ii) Others	41,30,007.21	-	-	41,30,007.21
Total (C) (I)-Gross	41,30,007.21	-	-	41,30,007.21
Less: Impairment loss allowance	22,456.31	-	-	22,456.31
Total (C) (I)-Net	41,07,550.90	-	-	41,07,550.90

#This amount includes ₹1,26,99,338/- to ICL Tours and Travels Private Limited. It represents the amount of expenditure incurred for and on behalf of the specified companies, which are treated as advances and the Company is charging interest @ 13% per annum and the same is disclosed under Note No. 10. This amount is to be repaid within a period of four years from the date of incurring of expenses as per the Memorandum of Understanding entered into with the companies.

Loans and advances due by directors or other officers of the company or any of them either severally or jointly with any other persons

Nil

Nil

Nil

Nil

Nil

Amounts due by firms or private companies in which any director is a partner or a director or a member

12,699.34

Nil

Nil

12,699.34

7-1-2017

Chd.

CL

ICL FINCORP LIMITED • MUMBAI

2 Loans(Contd)

As at 31-Mar-2023					
	At Fair value			Subtotal	Total
	Amortised Cost	Through Other Comprehensive Income	Through profit or loss	Designated at Fair Value Through profit or loss	
Loans					
(A)					
i) Loans repayable on demand					
Gold Loan	38,98,859.53	-	-	-	38,98,859.53
Personal Loan	5,851.76	-	-	-	5,851.76
Other	7,055.39	-	-	-	7,055.39
ii) Term Loans					
Gold Loan	30,536.55	-	-	-	30,536.55
Hypothecation Loan	1,952.61	-	-	-	1,952.61
Business Loan	84.46	-	-	-	84.46
Related Party#	13,780.92	-	-	-	13,780.92
Property Loan	-	-	-	-	-
Personal Loan	2,804.68	-	-	-	2,804.68
Total (A)- Gross	39,60,925.89	-	-	-	39,60,925.89
Less: Impairment loss allowance	18,027.83	-	-	-	18,027.83
Total (A)- Net	39,42,898.06	-	-	-	39,42,898.06
(B)					
i) Secured by tangible assets	39,31,433.14	-	-	-	39,31,433.14
ii) Unsecured	29,492.75	-	-	-	29,492.75
Total (B)- Gross	39,60,925.89	-	-	-	39,60,925.89
Less: Impairment loss allowance	18,027.83	-	-	-	18,027.83
Total (B)- Net	39,42,898.06	-	-	-	39,42,898.06

7-1-2023

Chd. Co.

APR



2 Loans(Contd)

Summary of ECL provisions

Particulars	FY 2023-2024			
	Stage 1	Stage 2	Stage 3	Total
i) Gold Loan	4,436.90	9,641.13	6,676.67	20,754.70
ii) Hypothecation Loan	0.42	-	199.38	199.80
iii) Business Loan	-	-	12.67	12.67
iv) Personal Loan	-	60.00	662.06	722.06
v) Related Party	61.54	-	-	61.54
vi) Other Loan	-	-	705.54	705.54
Total closing ECL provisions	4,498.86	9,701.13	8,256.32	22,456.31
Particulars	FY 2022-2023			
	Stage 1	Stage 2	Stage 3	Total
i) Gold Loan	4,223.97	1,113.99	11,035.51	16,373.47
ii) Hypothecation Loan	-	-	199.38	199.38
iii) Business Loan	-	-	12.67	12.67
iv) Property Loan	-	-	-	-
v) Personal Loan	-	-	736.77	736.77
vi) Related Party	-	-	-	-
vii) Other Loan	-	-	705.54	705.54
Total closing ECL provisions	4,223.97	1,113.99	12,689.86	18,027.83

7-1-2024

60

Conf.



ICL Fincorp Limited
Notes to the Standalone financial statements for the quarter ended 30-June-2023
 (All amounts are in Thousands of Indian Rupees unless otherwise stated)

9 Loans (Contd.)
As at 30-June-2023

Asset Classification as per RBI Norms	Asset classification as per Ind AS 109	Gross Carrying Amount as per Ind AS	Loss Allowances (Provisions) as required under Ind AS 109	Net Carrying Amount	Provisions required as per IRACP norms	Difference between Ind AS 109 provisions and IRACP norms
(1)	(2)	(3)	(4)	(5)=(3)-(4)	(6)	(7) = (4)-(6)
Performing Assets						
Stage 1		30,88,025.38	4,498.86	30,83,526.52	12,351.61	(7,863.49)
Stage 2		9,64,611.95	9,701.13	9,54,910.82	3,857.34	-
Subtotal		40,52,637.33	14,199.99	40,38,437.34	16,208.94	(7,863.49)
Non-Performing Assets (NPA)						
Substandard						
Stage 3		43,996.38	3,500.85	40,495.53	4,399.64	(998.80)
Stage 3		14,051.00	1,725.19	12,325.82	2,810.20	(1,085.02)
Stage 3		15,305.83	2,320.75	12,985.08	4,593.07	(2,272.32)
Stage 3		4,016.67	709.54	3,307.14	2,159.85	(1,450.31)
Subtotal for doubtful		33,373.50	4,755.47	28,618.03	9,563.12	(4,807.65)
Stage 3		-	-	-	-	-
Loss						
Subtotal for NPA		77,369.88	8,256.32	69,113.56	13,962.76	(5,706.44)
Other items such as guarantees, loan commitments, etc. which are in the scope of Ind AS 109 but not covered under current Income Recognition, Asset Classification and Provisioning (IRACP) norms						
Stage 1		-	-	-	-	-
Stage 2		-	-	-	-	-
Stage 3		-	-	-	-	-
Subtotal		-	-	-	-	-
Total						
Stage 1		30,88,025.38	4,498.86	30,83,526.52	12,351.61	(7,863.49)
Stage 2		9,64,611.95	9,701.13	9,54,910.82	3,857.34	-
Stage 3		77,369.88	8,256.32	69,113.56	13,962.76	(5,706.44)
Total		41,30,007.21	22,456.31	41,07,550.90	30,171.71	(13,569.94)

Handwritten signature



Handwritten signature

2 Loans(Contd)
As at 31-Mar-2023

Asset Classification as per RBI Norms	Asset classification as per Ind AS 109	Gross Carrying Amount as per Ind AS	Loss Allowances (Provisions) as required under Ind AS 109	Net Carrying Amount	Provisions required as per IRACP norms	Difference between Ind AS 109 provisions and IRACP norms
(1)	(2)	(3)	(4)	(5)=(3)-(4)	(6)	(7) = (4)-(6)
Performing Assets						
Standard	Stage 1	36,97,587.69	4,223.97	36,93,363.72	14,788.24	(10,564.26)
	Stage 2	1,11,393.83	1,113.99	1,10,279.83	445.56	-
	Subtotal	38,08,981.52	5,337.97	38,03,643.55	15,233.79	(10,564.26)
Non-Performing Assets (NPA)						
Substandard	Stage 3	1,13,369.72	6,833.78	1,06,535.94	11,337.00	(4,503.21)
Doubtful - up to 1 year	Stage 3	17,824.66	2,188.55	15,636.11	3,564.93	(1,376.38)
	Stage 3	15,242.05	2,428.55	12,813.50	4,577.06	(2,148.51)
More than 3 years	Stage 3	5,507.94	1,238.98	4,268.96	2,903.25	(1,664.27)
	Subtotal for doubtful	38,574.65	5,856.08	32,718.57	11,045.24	(5,189.16)
Loss	Stage 3	-	-	-	-	-
	Subtotal for NPA	1,51,944.37	12,689.86	1,39,254.51	22,382.24	(9,692.38)
Other items such as guarantees, loan commitments, etc. which are in the scope of Ind AS 109 but not covered under current Income Recognition, Asset Classification and Provisioning (IRACP) norms	Stage 1	-	-	-	-	-
	Stage 2	-	-	-	-	-
	Stage 3	-	-	-	-	-
	Subtotal	-	-	-	-	-
Total						
	Stage 1	36,97,587.69	4,223.97	36,93,363.72	14,788.24	(10,564.26)
	Stage 2	1,11,393.83	1,113.99	1,10,279.83	445.56	-
	Stage 3	1,51,944.37	12,689.86	1,39,254.51	22,382.24	(9,692.38)
	Total	39,60,925.89	18,027.83	39,42,898.06	37,616.03	(20,256.64)

[Handwritten signature]



Chg. Secy

7-7-23

ICL Fincorp Limited**Notes to the Standalone financial statements for the quarter ended 30-June-2023**

(All amounts are in Thousands of Indian Rupees unless otherwise stated)

9 Loans(Contd)

An analysis of changes in the gross carrying amount and the corresponding ECL allowances in relation to receivables under financing activities is, as follows:

	Period ended 30th June 2023			
	Stage 1	Stage 2	Stage 3	Total
Opening Gross carrying amount	36,97,587.69	1,11,393.83	1,51,944.37	39,60,925.89
Add:- New Assets	18,27,778.33	-	-	18,27,778.33
Less:- Assets repaid	(14,67,465.98)	(94,784.52)	(56,551.09)	(16,18,801.58)
Transfer to Stage 1	1,505.48	-	(1,505.48)	-
Transfer to Stage 2	(9,60,087.28)	9,60,087.28	-	-
Transfer to Stage 3	(4,831.83)	(7,296.24)	12,128.07	-
Less:- Write off	(6,461.04)	(4,788.39)	(28,646.00)	(39,895.43)
Closing Gross carrying amount	30,88,025.38	9,64,611.95	77,369.88	41,30,007.21

Reconciliation of ECL Balance

	Period ended 30th June 2023			
	Stage 1	Stage 2	Stage 3	Total
ECL Provision				
Gross carrying amount	4,223.97	1,113.99	12,689.86	18,027.83
Add:- New Assets	4,345.93	-	1,318.01	5,663.95
Less:- Repaid	(4,011.35)	(947.89)	(2,865.51)	(7,824.75)
Transfer to Stage 1	-	-	-	-
Transfer to Stage 2	(9,655.88)	9,655.88	-	-
Transfer to Stage 3	(34.20)	(691.78)	725.97	-
Less:- Write off	(51.48)	(47.88)	(3,612.03)	(3,711.39)
Impact of changes in credit risk on account of stage movements	9,681.86	618.81	-	10,300.67
Closing carrying amount	4,498.86	9,701.13	8,256.32	22,456.31

Credit Quality of assets

The table below shows the credit quality and the maximum exposure to credit risk based on the Company's internal credit rating system and year-end stage classification

As at 30-Jun-2023

	Stage 1	Stage 2	Stage 3	Total
Internal Rating				
High Grade	26,28,334.93	4,48,265.02	1,257.55	30,77,857.50
Medium Grade	2,54,644.15	4,13,829.26	1,914.75	6,70,388.16
Low Grade	2,05,046.30	1,02,517.68	74,197.57	3,81,761.55
Total	30,88,025.38	9,64,611.95	77,369.88	41,30,007.21

As at 31-Mar-2023

	Stage 1	Stage 2	Stage 3	Total
Internal Rating				
High Grade	32,70,569.82	58,779.24	6,500.42	33,35,849.48
Medium Grade	3,09,828.44	30,625.19	7,388.00	3,47,841.63
Low Grade	1,17,189.43	21,989.40	1,38,055.95	2,77,234.77
Total	36,97,587.69	1,11,393.83	1,51,944.37	39,60,925.89



ICL Fincorp Limited

Notes to the Standalone financial statements for the quarter ended 30-June-2023

(All amounts are in Thousands of Indian Rupees unless otherwise stated)

10 Investments

	At Fair Value				Total
	Amortised Cost	Through Other Comprehensive Income	Through Profit or Loss	Designated at fair value through profit or loss	
As at 30-Jun-2023					
Mutual funds	-	-	49.31	-	49.31
Government securities	-	-	-	-	-
Other Companies	-	-	33,998.47	-	33,998.47
Equity Instruments	-	-	-	-	-
Subsidiaries	-	-	-	-	-
Salem Erode Investments Ltd (Quoted)	-	-	-	-	-
Others (Quoted)	-	-	9,424.87	-	9,424.87
Total Gross (A)	-	-	43,472.65	-	43,472.65
Investment Outside India	-	-	-	-	-
Investment In India	-	-	43,472.65	-	43,472.65
Total Gross (B)	-	-	43,472.65	-	43,472.65
Less : Allowance for impairment loss (C)	-	-	-	-	-
Total - Net (D) = (A) - (C)	-	-	43,472.65	-	43,472.65

As at 31-Mar-2023

Mutual funds	-	-	51.07	-	51.07
Government securities	-	-	-	-	-
Debt Securities	-	-	-	-	-
Equity Instruments	-	-	30,060.95	-	30,060.95
Subsidiaries	-	-	-	-	-
Salem Erode Investments Ltd (Quoted)	-	-	-	-	-
Others (Quoted)	-	-	9,629.39	-	9,629.39
Total Gross (A)	-	-	39,741.42	-	39,741.42
Investment Outside India	-	-	-	-	-
Investment In India	-	-	39,741.42	-	39,741.42
Total Gross (B)	-	-	39,741.42	-	39,741.42
Less : Allowance for impairment loss (C)	-	-	-	-	-
Total - Net (D) = (A) - (C)	-	-	39,741.42	-	39,741.42

Handwritten signature

Handwritten signature



Handwritten signature

ICL Fincorp Limited
Notes to the Standalone financial statements for the quarter ended 30-june-2023
(All amounts are in Thousands of Indian Rupees unless otherwise stated)
10 Investments (Contd)
Details of Investments in Equity Instruments and Mutual Funds

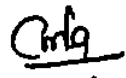
Name of Body Corporate	As at 30-Jun-2023		As at 31-Mar-2023	
	Quantity of Shares	Market value	Quantity of Shares	Market value
Adani Wilmar Ltd.	500	204.98	500	202.93
Ahlada Engineers Ltd.	500	56.80	500	42.45
ANG Lifesciences India Ltd.	312	21.13	312	23.73
Aarti Industries Ltd.	500	251.80	-	-
Aurobindo Pharma Ltd.	500	363.68	500	259.05
Bharat Electronics Limited	-	-	2,000	195.10
Birlasoft Ltd.	1,000	358.90	3,000	783.45
BSE Ltd.	500	304.28	500	215.48
Cochin Shipyard Limited	-	-	250	118.94
Container Corporation Of India Ltd.	250	165.45	250	145.06
Dharmaj Crop Guard Ltd.	500	86.25	500	72.40
Elgi Equipments Ltd.	250	135.40	-	-
Future Consumer Ltd.	5,000	4.25	5,000	2.50
Granules India Ltd.	1,000	296.90	-	-
Graphite India Ltd.	-	-	1,000	262.55
GTL Infrastructure Ltd.	9,987	7.99	10,000	7.00
Happiest Minds Technologies Ltd.	500	489.25	500	383.93
HDFC Bank Limited	-	-	250	402.39
HDFC Life Insurance Company Ltd.	255	166.06	1,500	748.80
HeidelbergCement India Ltd.	1,000	171.95	1,000	160.95
Hindustan Oil Exploration Company Ltd.	-	-	1,250	150.25
HP Adhesives Ltd.	500	213.48	1,500	547.05
India Pesticides Ltd.	1,996	435.53	2,000	415.70
Indian Energy Exchange Ltd.	2,000	254.20	2,000	255.90
Indian Railway Catering & Tourism Corporation Ltd.	750	476.33	750	429.60
Intellect Design Arena Ltd.	1,610	1,012.05	1,500	615.90
Kaveri Seed Company Ltd.	200	101.97	200	95.59
Laxmi Organic Industries Ltd.	500	129.95	-	-
Lupin Ltd.	500	451.38	500	324.20
Marksans Pharma Ltd.	-	-	3,000	211.20
PPAP Automotive Ltd.	1,000	202.45	1,000	157.00
PVR Inox Ltd.	250	343.36	-	-
Reliance Communications Ltd.	15,000	16.50	15,000	18.75
Rossari Biotech Ltd.	261	227.03	261	155.58
Shakti Pumps (India) Ltd.	1,000	594.60	1,000	404.40
Sona BLW Precision Forgings Ltd.	500	257.93	500	206.75
Strides Pharma Science Ltd.	1,000	430.65	1,000	286.35
Tarsons Products Ltd.	500	301.13	500	266.08
Tata Chemicals Ltd.	250	250.35	-	-
Vodafone Idea Ltd.	27,499	204.87	27,500	159.50
Westlife Development Limited	-	-	800	546.68
Wockhardt Ltd.	750	176.59	750	115.43
YES Bank Ltd.	15,969	259.50	16,000	240.80
SUB TOTAL		9,424.87		9,629.39
Total Mutual Fund	1,000	49.31	1,000	51.07
SUB TOTAL		49.31		51.07
TOTAL		9,474.18		9,680.46

ICL Fincorp Limited**Notes to the Standalone financial statements for the quarter ended 30-June-2023***(All amounts are in Thousands of Indian Rupees unless otherwise stated)***11 Other Financial Asset**

	As at 30-Jun-2023	As at 31-Mar-2023
Interest accrued on loan portfolio	4,18,235.53	2,90,826.09
Security deposits	52,491.42	52,122.65
Balance with Demat account(Kotak Securities)	(1,436.48)	(3,814.02)
Other Receivables	400.00	-
Total	4,69,690.47	3,39,134.72

12 Current tax assets

	As at 30-Jun-2023	As at 31-Mar-2023
Advance Income Tax & Tax Deducted at Source	38,102.33	32,892.22
Total	38,102.33	32,892.22



ICL Fincorp Limited

Notes to the Standalone financial statements for the quarter ended 30-June-2023

(All amounts are in Thousands of Indian Rupees unless otherwise stated)

13(A) Property, Plant and Equipment

	Land	Building	Electrical Installations & Equipments	Furniture and fixtures	Office Equipments	Motor Vehicles	Computer and accessories	Total
Cost or valuation								
At 1-Apr-2022	26,303.77	53,856.22	24,403.01	1,68,139.53	69,964.03	27,591.66	36,453.82	4,06,712.05
Additions	-	36,124.38	19,225.91	62,493.25	15,051.08	2,654.69	13,759.43	1,49,308.74
Disposals	-	-	-	-	-	-	-	-
Write off	-	-	-	-	-	-	-	-
As at 31-Mar-2023	26,303.77	89,980.60	43,628.92	2,30,632.78	85,015.10	30,246.36	50,213.25	5,56,020.78
Additions	-	1,087.79	147.37	974.50	71.40	663.54	1,363.55	4,308.15
Disposals	-	-	-	-	-	-	-	-
Write off	-	-	-	-	-	-	-	-
As at 30-June-2023	26,303.77	91,068.39	43,776.29	2,31,607.28	85,086.50	30,909.89	51,576.80	5,60,328.93
Depreciation								
At 1-Apr-2022	-	1,778.37	13,545.04	79,780.70	30,046.17	12,920.81	26,919.93	1,64,991.02
Charge for the year	-	3,133.20	4,501.06	29,815.31	20,155.98	5,188.88	8,219.65	71,014.09
Disposals	-	-	-	-	-	-	-	-
Write off	-	-	-	-	-	-	-	-
As at 31-Mar-2023	-	4,911.56	18,046.10	1,09,596.01	50,202.15	18,109.70	35,139.58	2,36,005.11
Charge for the period	-	1,037.81	1,655.76	7,830.69	3,848.66	983.58	2,354.28	17,710.78
Disposals	-	-	-	-	-	-	-	-
Write off	-	-	-	-	-	-	-	-
As at 30-June-2023	-	5,949.38	19,701.86	1,17,426.69	54,050.82	19,093.28	37,493.86	2,53,715.89
Net Block								
At 1-Apr-2022	26,303.77	52,077.85	10,857.97	88,358.83	39,917.85	14,670.85	9,533.89	2,41,721.02
As at 31-Mar-2023	26,303.77	85,069.03	25,582.82	1,21,036.77	34,812.95	12,136.66	15,073.67	3,20,015.67
As at 30-June-2023	26,303.77	85,119.01	24,074.44	1,14,180.58	31,035.69	11,816.61	14,082.94	3,06,613.04

Handwritten signature

Handwritten signature
Handwritten signature
Handwritten signature

ICL Fincorp Limited**Notes to the Standalone financial statements for the quarter ended 30-june-2023***(All amounts are in Thousands of Indian Rupees unless otherwise stated)***13(B) Capital work in progress**

	As at 30-jun-2023	As at 31-Mar-2023
Capital work in progress	3,631.72	3,631.72
Total	3,631.72	3,631.72


Capital work in progress ageing schedule**As at 31-March-2023**

Particulars	Outstanding for following periods from due date of payment				Total
	Less than 1 year	1-2 years	2-3 years	More than 3 years	
Projects in progress	3,631.72	-	-	-	3,631.72
Projects temporarily suspended	-	-	-	-	-

As at 31-March-2022

Particulars	Outstanding for following periods from due date of payment				Total
	Less than 1 year	1-2 years	2-3 years	More than 3 years	
Projects in progress	3,631.72	-	-	-	3,631.72
Projects temporarily suspended	-	-	-	-	-

Handwritten signature

Handwritten signature

Handwritten signature

ICL Fincorp Limited
Notes to the Standalone financial statements for the quarter ended 30-June-2023
(All amounts are in Thousands of Indian Rupees unless otherwise stated)


13(C) Right-of-Use Asset

	Total
Building	
At 1-Apr-2022	1,71,381.96
Additions	73,154.13
Disposals	2,257.77
As at 31-Mar-2023	2,42,278.32
Additions	3,989.10
Disposals	101.17
As at 30-Jun-2023	2,46,166.26
Depreciation	
At 1-Apr-2022	1,02,916.95
Charge for the year	34,463.27
Disposals	-
As at 31-Mar-2023	1,37,380.22
Charge for the period	8,259.66
Disposals	-
As at 30-Jun-2023	1,45,639.88
Net Right-of-use asset	
At 1-Apr-2022	68,465.01
As at 31-Mar-2023	1,04,898.10
As at 30-Jun-2023	1,00,526.38

13(C) Lease Liability

Balance at the beginning as on 01-04-2022	63,652.91
Additions	66,556.61
Finance cost accrued during the year	11,982.92
Deletions	2,427.99
Payment of lease liabilities	38,621.50
Balance at the end as on 31-03-2023	1,01,142.95
Additions	3,708.61
Finance cost accrued during the year	2,999.96
Deletions	116.61
Payment of lease liabilities	9,075.28
Balance at the end as on 30-06-2023	98,659.64
Particulars	As at 30-Jun-2023
Less than one year	556.23
One to five years	46,456.21
More than five years	51,647.20
Total	98,659.64

Handwritten signature


Handwritten signature

Handwritten signature

ICL Fincorp Limited**Notes to the Standalone financial statements for the quarter ended 30-june-2023***(All amounts are in Thousands of Indian Rupees unless otherwise stated)***14 Other Intangible Assets**

	Computer Software
Cost	
At 1-Apr-2022	3,715.90
Additions	180.21
Disposals	-
As at 31-Mar-2023	3,896.11
Additions	-
Disposals	-
As at 30-Jun-2023	3,896.11
Amortization	
At 1-Apr-2022	1,797.82
Charge for the year	666.02
Disposals	-
As at 31-Mar-2023	2,464.64
Charge for the period	56.66
Disposals	-
As at 30-Jun-2023	2,521.30
Net Block	
At 1-Apr-2022	1,918.08
As at 31-Mar-2023	1,431.46
As at 30-Jun-2023	1,374.81

th-er my


600



Chia

ICL Fincorp Limited**Notes to the Standalone financial statements for the quarter ended 30-June-2023***(All amounts are in Thousands of Indian Rupees unless otherwise stated)***15 Other Non-Financial Asset**

	As at 30-Jun-2023	As at 31-Mar-2023
Prepaid Expenses	1,459.92	2,125.54
GST Receivables	18,129.39	15,306.40
Other Advances	99,408.61	91,604.28
Total	1,18,997.92	1,09,036.23



ICL Fincorp Limited
Notes to the Standalone financial statements for the quarter ended 30-June-2023

(All amounts are in Thousands of Indian Rupees unless otherwise stated)

16 Trade payables

	As at 30-Jun-2023	As at 31-Mar-2023
Total outstanding dues of micro enterprises and small enterprises; and	-	362.72
Total outstanding dues of creditors other than micro enterprises and small enterprises.	9,997.04	11,239.51
Total	9,997.04	11,602.23

Trade Payables aging schedule

As at 30-Jun-2023

Particulars	Outstanding for following periods from due date of payment				Total
	Less than 1 year	1-2 years	2-3 years	More than 3 years	
i) MSME	-	-	-	-	-
ii) Others	9,047.05	298.25	403.75	248.00	9,997.04
iii) Disputed dues-MSME	-	-	-	-	-
iv) Disputed dues-Others	-	-	-	-	-

As at 31-Mar-2023

Particulars	Outstanding for following periods from due date of payment				Total
	Less than 1 year	1-2 years	2-3 years	More than 3 years	
i) MSME	362.72	-	-	-	362.72
ii) Others	10,326.00	438.96	230.38	244.18	11,239.51
iii) Disputed dues-MSME	-	-	-	-	-
iv) Disputed dues-Others	-	-	-	-	-

Disclosure:- Micro, Small and Medium Enterprises

	As at 30-Jun-2023	As at 31-Mar-2023
a) the principal amount and the interest due thereon (to be shown separately) remaining unpaid to any supplier at the end of each accounting year;	Nil	Nil
(b) the amount of interest paid by the buyer in terms of section 16 of the Micro, Small and Medium Enterprises Development Act, 2006, along with the amount of the payment made to the supplier beyond the appointed day during each accounting year;	Nil	Nil
(c) the amount of interest due and payable for the period of delay in making payment (which have been paid but beyond the appointed day during the year) but without adding the interest specified under the Micro, Small and Medium Enterprises Development Act, 2006;	Nil	Nil
(d) the amount of interest accrued and remaining unpaid at the end of each accounting year; and	Nil	Nil
(e) the amount of further interest remaining due and payable even in the succeeding years, until such date when the interest dues above are actually paid to the small enterprise, for the purpose of disallowance of a deductible expenditure under section 23 of the Micro, Small and Medium Enterprises Development Act, 2006.	Nil	Nil

Dues to Micro and Small Enterprises have been determined to the extent such parties have been identified on the basis of information collected by the Management.

[Signature]

[Signature]  *[Signature]*

ICL Fincorp Limited**Notes to the Standalone financial statements for the quarter ended 30-June-2023***(All amounts are in Thousands of Indian Rupees unless otherwise stated)***17 Debt Securities**

	As at 30-Jun-2023	As at 31-Mar-2023
At Amortised Cost		
Privately placed redeemable non-convertible debentures (Secured)	31,82,483.00	31,37,509.00
Others - Non-convertible Debentures - Public issue (Secured)	-	-
Total (A)	31,82,483.00	31,37,509.00
Debt securities in India	31,82,483.00	31,37,509.00
Debt securities outside India	-	-
Total (B)	31,82,483.00	31,37,509.00

Nature of Security

Secured (first ranking) by a hypothecation of all current assets, loans and advances, including standard gold loan receivables, and other unencumbered assets of the company, excluding fixed assets and the investment made in subsidiary, both present and future, having a minimum security cover of 110% of outstanding balance of debentures and accrued interest thereon, at any time. The company has executed a separate deed of hypothecation in favour of Trustees for creation of this security.

Debentures are offered for a period of 13 months to 68 months.



ICL Fincorp Limited
Notes to the Standalone financial statements for the quarter ended 30-June-2023
(All amounts are in Thousands of Indian Rupees unless otherwise stated)

17 Debt Securities (contd.)

A) Non Convertible Debentures (Secured)

Non Convertible Debentures of ₹1,000/- each. Details of rate of interest and maturity pattern as on the date of the balance sheet is as under:


As at 30-Jun-2023

Redeemable at par within	Rate of interest							
	>= 10% < 12%		>= 12% < 14%		>= 14%		Total	
	Number	Amount	Number	Amount	Number	Amount	Number	Amount
Due within 1 year	4,50,558	4,50,558.00	9,24,746	9,24,746.00	-	-	13,75,304	13,75,304.00
Due within 1-2 years	1,61,992	1,61,992.00	7,09,950	7,09,950.00	-	-	8,71,942	8,71,942.00
Due within 2-3 years	1,67,479	1,67,479.00	4,15,099	4,15,099.00	-	-	5,82,578	5,82,578.00
Due within 3-4 years	-	-	1,34,194	1,34,194.00	-	-	1,34,194	1,34,194.00
Due within 4-5 years	-	-	1,13,937	1,13,937.00	-	-	1,13,937	1,13,937.00
Due within 5-6 years	-	-	1,04,528	1,04,528.00	-	-	1,04,528	1,04,528.00
Grand Total	7,80,029	7,80,029.00	24,02,454	24,02,454.00	-	-	31,82,483	31,82,483.00

As at 31-Mar-2023

Redeemable at par within	Rate of interest							
	>= 10% < 12%		>= 12% < 14%		>= 14%		Total	
	Number	Amount	Number	Amount	Number	Amount	Number	Amount
Due within 1 year	3,62,098	3,62,098.00	9,46,038	9,46,038.00	-	-	13,08,136	13,08,136.00
Due within 1-2 years	1,60,507	1,60,507.00	6,78,687	6,78,687.00	-	-	8,39,194	8,39,194.00
Due within 2-3 years	1,68,693	1,68,693.00	4,54,625	4,54,625.00	-	-	6,23,318	6,23,318.00
Due within 3-4 years	2,850	2,850.00	1,49,913	1,49,913.00	-	-	1,52,763	1,52,763.00
Due within 4-5 years	-	-	1,01,832	1,01,832.00	-	-	1,01,832	1,01,832.00
Due within 5-6 years	-	-	1,12,266	1,12,266.00	-	-	1,12,266	1,12,266.00
Grand Total	6,94,148	6,94,148.00	24,43,361	24,43,361.00	-	-	31,37,509	31,37,509.00






ICL Fincorp Limited**Notes to the Standalone financial statements for the quarter ended 30-June-2023***(All amounts are in Thousands of Indian Rupees unless otherwise stated)***17 Debt Securities (contd.)****D/ Non Convertible Debentures of ₹1,000/- each - series-wise classification****As at 30-Jun-2023**

SL No.	Date of Allotment	Outstanding	Interest Rate	Tenure(months)
1	15-02-2018	2,600.00	13.66%	65
2	28-02-2018	4,303.00	13.66%	65
3	05-03-2018	220.00	13.66%	65
4	12-03-2018	5,360.00	13.66%	65
5	19-03-2018	2,375.00	13.66%	65
6	26-03-2018	1,350.00	13.66%	65
7	03-04-2018	4,050.00	13.66%	65
8	10-04-2018	1,655.00	13.66%	65
9	16-04-2018	1,480.00	13.66%	65
10	23-04-2018	950.00	13.66%	65
11	30-04-2018	950.00	13.66%	65
12	07-05-2018	1,500.00	13.66%	65
13	14-05-2018	1,000.00	13.66%	65
14	21-05-2018	2,200.00	13.66%	65
15	28-05-2018	1,625.00	13.66%	65
16	04-06-2018	3,742.00	13.66%	65
17	11-06-2018	600.00	13.66%	65
18	18-06-2018	4,100.00	13.66%	65
19	25-06-2018	3,650.00	13.66%	65
20	02-07-2018	1,081.00	13.66%	65
21	09-07-2018	400.00	13.66%	65
22	16-07-2018	775.00	13.66%	65
23	23-07-2018	2,200.00	13.66%	65
24	30-07-2018	2,224.00	13.66%	65
25	06-08-2018	1,995.00	13.66%	65
26	13-08-2018	3,781.00	13.66%	65
27	20-08-2018	3,174.00	13.66%	65
28	03-09-2018	3,725.00	13.66%	65
29	10-09-2018	4,800.00	13.66%	65
30	17-09-2018	915.00	13.66%	65
31	24-09-2018	150.00	13.66%	65
32	01-10-2018	2,592.00	13.66%	65
33	07-11-2018	5,000.00	13.66%	65
34	07-12-2018	7,660.00	13.66%	65
35	07-01-2019	5,815.00	13.66%	65
36	07-02-2019	12,095.00	13.66%	65
37	07-03-2019	4,700.00	13.66%	65
38	12-04-2019	4,055.00	13.66%	65
39	07-05-2019	5,205.00	13.66%	65
40	07-06-2019	5,150.00	13.66%	65
41	08-07-2019	9,820.00	13.66%	65
42	07-08-2019	9,639.00	13.66%	65
43	07-09-2019	5,295.00	13.66%	65
44	09-10-2019	6,525.00	13.66%	65
45	07-11-2019	11,018.00	13.66%	65

17 Debt Securities (contd.)

D) Non Convertible Debentures of ₹1,000/- each - series-wise classification

As at 30-Jun-2023

Sl. No.	Date of Allotment	Outstanding	Interest Rate	Tenure(months)
46	19-12-2019	18,985.00	13.66%	65
47	13-01-2020	3,946.00	13.66%	65
48	18-02-2020	9,310.00	13.66%	65
49	18-03-2020	21,601.00	13.66%	65
50	17-04-2020	1,755.00	13.66%	65
51	12-05-2020	7,978.00	13.66%	65
52	13-06-2020	3,815.00	13.66%	65
53	30-06-2020	6,925.00	13.66%	65
54	14-07-2020	44,276.00	12.25%-13.66%	36-65
55	11-08-2020	22,725.00	12.25%-13.66%	36-65
56	27-08-2020	50,500.00	12.25%-13.66%	36-65
57	12-09-2020	18,000.00	12.25%-13.66%	36-65
58	29-09-2020	20,631.00	12.25%-13.66%	36-65
59	13-10-2020	17,129.00	12.25%-13.66%	36-65
60	02-11-2020	19,180.00	12.25%-13.66%	36-65
61	18-11-2020	21,745.00	12.25%-13.66%	36-65
62	05-12-2020	26,217.00	12.25%-13.66%	36-65
63	21-12-2020	25,605.00	12.25%-13.66%	36-65
64	07-01-2021	24,625.00	12.25%-13.66%	36-65
65	27-01-2021	15,270.00	12.25%-13.66%	36-65
66	09-02-2021	31,423.00	12.25%-13.66%	36-65
67	23-02-2021	27,555.00	12.25%-13.66%	36-65
68	09-03-2021	20,131.00	12.25%-13.66%	36-65
69	25-03-2021	20,575.00	12.25%-13.66%	36-65
70	30-03-2021	2,020.00	12.25%-13.66%	36-65
71	13-04-2021	15,620.00	12.25%-13.66%	36-65
72	23-04-2021	12,870.00	12.25%-13.66%	36-65
73	08-05-2021	14,250.00	12.25%-13.66%	36-65
74	02-06-2021	17,628.00	12.25%-13.66%	36-65
75	18-06-2021	11,999.00	12.25%-13.66%	36-65
76	09-07-2021	37,146.00	12%-13.66%	24-65
77	23-07-2021	37,602.00	12%-13.66%	24-65
78	06-08-2021	28,244.00	12%-13.66%	24-65
79	26-08-2021	42,098.00	12%-13.66%	24-65
80	08-09-2021	44,351.00	12%-13.66%	24-65
81	23-09-2021	37,271.00	12%-13.66%	24-65
82	08-10-2021	37,607.00	12%-13.66%	24-65
83	27-10-2021	45,212.00	12%-13.66%	24-65
84	13-11-2021	43,009.00	12%-13.66%	24-65
85	03-12-2021	51,793.00	12%-13.66%	24-65
86	30-12-2021	30,150.00	12%-13.66%	24-65
87	28-01-2022	33,216.00	12%-13.66%	24-65
88	17-02-2022	34,724.00	12%-13.66%	24-65
89	07-03-2022	54,463.00	12%-13.66%	24-65

Handwritten signature

Handwritten signature and stamp

Handwritten signature

17 Debt Securities (contd.)**D/ Non Convertible Debentures of ₹1,000/- each - series-wise classification****As at 30-Jun-2023**

SL No.	Date of Allotment	Outstanding	Interest Rate	Tenure(months)
90	21-03-2022	28,837.00	12%-13.66%	24-65
91	12-04-2022	43,960.00	12%-13.66%	24-65
92	19-04-2022	39,160.00	12%-13.66%	24-65
93	06-05-2022	34,487.00	11.5%-13.01%	24-68
94	23-05-2022	45,354.00	11.5%-13.01%	24-68
95	07-06-2022	53,768.00	11%-13.01%	13-68
96	20-06-2022	80,277.00	11%-13.01%	13-68
97	11-07-2022	73,224.00	11%-13.01%	13-68
98	02-08-2022	76,890.00	11%-13.01%	13-68
99	23-08-2022	93,115.00	11%-13.01%	13-68
100	03-09-2022	76,423.00	11%-13.01%	13-68
101	26-09-2022	1,17,950.00	11%-13.01%	13-68
102	15-10-2022	88,026.00	11%-13.01%	13-68
103	31-10-2022	62,584.00	11%-13.01%	13-68
104	15-11-2022	1,01,094.00	11%-13.01%	13-68
105	02-12-2022	83,743.00	11%-13.01%	13-68
106	17-12-2022	64,718.00	11%-13.01%	13-68
107	31-12-2022	62,565.00	11%-13.01%	13-68
108	20-01-2023	61,202.00	11%-13.01%	13-68
109	07-02-2023	62,694.00	11%-13.01%	13-68
110	23-02-2023	62,094.00	11%-13.01%	13-68
111	14-03-2023	85,553.00	11%-13.01%	13-68
112	29-03-2023	71,190.00	11%-13.01%	13-68
113	31-03-2023	35,218.00	11%-13.01%	13-68
114	13-04-2023	61,386.00	11%-13.01%	13-68
115	27-04-2023	55,510.00	11%-13.01%	13-68
116	12-05-2023	57,140.00	11%-13.01%	13-68
117	19-05-2023	29,171.00	11%-13.01%	13-68
118	01-06-2023	60,583.00	11%-13.01%	13-68
119	14-06-2023	39,893.00	11%-13.01%	13-68
Total		31,82,483.00		

Handwritten signature: *H-er my*

Handwritten signature: *[Signature]*

Handwritten signature: *Chg*

Handwritten signature: *[Signature]*

17 Debt Securities (contd.)**D) Non Convertible Debentures of ₹1,000/- each - series-wise classification**

SL No.	Date of Allotment	Outstanding	Interest Rate	Tenure(months)
1	31-10-2017	825.00	13.66%	65
2	15-11-2017	1,625.00	13.66%	65
3	30-11-2017	3,120.00	13.66%	65
4	15-12-2017	3,503.00	13.66%	65
5	31-12-2017	2,375.00	13.66%	65
6	15-01-2018	3,420.00	13.66%	65
7	31-01-2018	2,560.00	13.66%	65
8	15-02-2018	2,600.00	13.66%	65
9	28-02-2018	4,303.00	13.66%	65
10	05-03-2018	220.00	13.66%	65
11	12-03-2018	5,360.00	13.66%	65
12	19-03-2018	2,375.00	13.66%	65
13	26-03-2018	1,350.00	13.66%	65
14	03-04-2018	4,050.00	13.66%	65
15	10-04-2018	1,655.00	13.66%	65
16	16-04-2018	1,480.00	13.66%	65
17	23-04-2018	950.00	13.66%	65
18	30-04-2018	950.00	13.66%	65
19	07-05-2018	1,500.00	13.66%	65
20	14-05-2018	1,000.00	13.66%	65
21	21-05-2018	2,200.00	13.66%	65
22	28-05-2018	1,625.00	13.66%	65
23	04-06-2018	3,742.00	13.66%	65
24	11-06-2018	600.00	13.66%	65
25	18-06-2018	4,100.00	13.66%	65
26	25-06-2018	3,650.00	13.66%	65
27	02-07-2018	1,081.00	13.66%	65
28	09-07-2018	400.00	13.66%	65
29	16-07-2018	775.00	13.66%	65
30	23-07-2018	2,200.00	13.66%	65
31	30-07-2018	2,224.00	13.66%	65
32	06-08-2018	1,995.00	13.66%	65
33	13-08-2018	3,781.00	13.66%	65
34	20-08-2018	3,174.00	13.66%	65
35	03-09-2018	3,725.00	13.66%	65
36	10-09-2018	4,800.00	13.66%	65
37	17-09-2018	915.00	13.66%	65
38	24-09-2018	150.00	13.66%	65

7-11-18

6000
Cmty
[Signature]
[Circular Stamp]

ICL Fincorp Limited

D) Non Convertible Debentures of ₹1,000/- each - series-wise classification

Sl. No.	Date of Allotment	Outstanding	Interest Rate	Tenure(months)
39	01-10-2018	2,592.00	13.66%	65
40	07-11-2018	5,000.00	13.66%	65
41	07-12-2018	7,660.00	13.66%	65
42	07-01-2019	5,815.00	13.66%	65
43	07-02-2019	12,095.00	13.66%	65
44	07-03-2019	4,700.00	13.66%	65
45	12-04-2019	4,055.00	13.66%	65
46	07-05-2019	5,205.00	13.66%	65
47	07-06-2019	5,150.00	13.66%	65
48	08-07-2019	9,820.00	13.66%	65
49	07-08-2019	9,639.00	13.66%	65
50	07-09-2019	5,295.00	13.66%	65
51	09-10-2019	6,525.00	13.66%	65
52	07-11-2019	11,018.00	13.66%	65
53	19-12-2019	18,985.00	13.66%	65
54	13-01-2020	3,946.00	13.66%	65
55	18-02-2020	9,310.00	13.66%	65
56	18-03-2020	21,601.00	13.66%	65
57	17-04-2020	12,110.00	12.25%-13.66%	36-65
58	12-05-2020	34,948.00	12.25%-13.66%	36-65
59	13-06-2020	21,740.00	12.25%-13.66%	36-65
60	30-06-2020	28,635.00	12.25%-13.66%	36-65
61	14-07-2020	44,276.00	12.25%-13.66%	36-65
62	11-08-2020	22,725.00	12.25%-13.66%	36-65
63	27-08-2020	50,500.00	12.25%-13.66%	36-65
64	12-09-2020	18,000.00	12.25%-13.66%	36-65
65	29-09-2020	20,631.00	12.25%-13.66%	36-65
66	13-10-2020	17,129.00	12.25%-13.66%	36-65
67	02-11-2020	19,180.00	12.25%-13.66%	36-65
68	18-11-2020	21,745.00	12.25%-13.66%	36-65
69	05-12-2020	26,217.00	12.25%-13.66%	36-65
70	21-12-2020	26,105.00	12.25%-13.66%	36-65
71	07-01-2021	24,625.00	12.25%-13.66%	36-65
72	27-01-2021	15,270.00	12.25%-13.66%	36-65
73	09-02-2021	31,423.00	12.25%-13.66%	36-65
74	23-02-2021	27,555.00	12.25%-13.66%	36-65
75	09-03-2021	20,131.00	12.25%-13.66%	36-65
76	25-03-2021	20,575.00	12.25%-13.66%	36-65
77	30-03-2021	2,020.00	12.25%-13.66%	36-65

T-er my





Geo

Chd

ICL Fincorp Limited

D] Non Convertible Debentures of ₹1,000/- each - series-wise classification

Sl. No.	Date of Allotment	Outstanding	Interest Rate	Tenure(months)
78	13-04-2021	25,920.00	12%-13.66%	24-65
79	23-04-2021	24,660.00	12%-13.66%	24-65
80	08-05-2021	22,795.00	12%-13.66%	24-65
81	02-06-2021	25,508.00	12%-13.66%	24-65
82	18-06-2021	24,329.00	12%-13.66%	24-65
83	09-07-2021	37,146.00	12%-13.66%	24-65
84	23-07-2021	37,602.00	12%-13.66%	24-65
85	06-08-2021	28,244.00	12%-13.66%	24-65
86	26-08-2021	42,098.00	12%-13.66%	24-65
87	08-09-2021	44,691.00	12%-13.66%	24-65
88	23-09-2021	37,271.00	12%-13.66%	24-65
89	08-10-2021	37,607.00	12%-13.66%	24-65
90	27-10-2021	46,212.00	12%-13.66%	24-65
91	13-11-2021	43,009.00	12%-13.66%	24-65
92	03-12-2021	51,793.00	12%-13.66%	24-65
93	30-12-2021	30,150.00	12%-13.66%	24-65
94	28-01-2022	33,216.00	12%-13.66%	24-65
95	17-02-2022	34,724.00	12%-13.66%	24-65
96	07-03-2022	73,820.00	11.5%-13.66%	13-65
97	21-03-2022	42,773.00	11.5%-13.66%	13-65
98	12-04-2022	64,805.00	11.5%-13.66%	13-65
99	19-04-2022	60,407.00	11.5%-13.66%	13-65
100	06-05-2022	54,338.00	11%-13.01%	13-68
101	23-05-2022	62,579.00	11%-13.01%	13-68
102	07-06-2022	53,768.00	11%-13.01%	13-68
103	20-06-2022	80,277.00	11%-13.01%	13-68
104	11-07-2022	73,224.00	11%-13.01%	13-68
105	02-08-2022	76,890.00	11%-13.01%	13-68
106	23-08-2022	93,115.00	11%-13.01%	13-68
107	03-09-2022	76,423.00	11%-13.01%	13-68
108	26-09-2022	1,17,950.00	11%-13.01%	13-68
109	15-10-2022	88,026.00	11%-13.01%	13-68
110	31-10-2022	62,584.00	11%-13.01%	13-68
111	15-11-2022	1,01,094.00	11%-13.01%	13-68
112	02-12-2022	83,743.00	11%-13.01%	13-68
113	17-12-2022	64,718.00	11%-13.01%	13-68
114	31-12-2022	62,565.00	11%-13.01%	13-68
115	20-01-2023	61,202.00	11%-13.01%	13-68
116	07-02-2023	62,694.00	11%-13.01%	13-68
117	23-02-2023	62,094.00	11%-13.01%	13-68
118	14-03-2023	85,553.00	11%-13.01%	13-68
119	29-03-2023	71,190.00	11%-13.01%	13-68
120	31-03-2023	35,218.00	11%-13.01%	13-68
Total		31,38,334.00		

Handwritten signature

Handwritten signature

Handwritten signature



Handwritten signature

ICL Fincorp Limited
Notes to the Standalone financial statements for the quarter ended 30-June-2023
(All amounts are in Thousands of Indian Rupees unless otherwise stated)

18 Borrowings (Other than Debt Securities)

	As at 30-Jun-2023	As at 31-Mar-2023
At Amortised Cost		
Inter Corporate Loans		
Salem Erode Investments Ltd		
Term Loan		
Vehicle Loan- Axis Bank	1,42,468.60	1,42,517.27
SBI Term Loan	11,952.08	12,785.14
Salem Erode Investments Ltd - Term Loan	3,81,669.26	1,94,269.26
Loan repayable on demand		
Cash Credit from SBI	52,747.23	55,264.72
Loan From Related Parties		
Loan from Directors	49,753.83	-
Total	591.31	1,911.28
Borrowings in India	6,39,181.52	4,06,747.67
Borrowings outside India	6,39,181.52	4,06,747.67
Total	6,39,181.52	4,06,747.67

A) Terms and Conditions of borrowings

Name of the financial Institution	Security	Nature of Loan	Interest Rate	Other Terms
Axis Bank Limited	Vehicle - Toyota Vellfire	Auto Loan	7.25%	Margin - 18% EMI amounts to ₹1,79,752/- Period - 60 months
Axis Bank Limited	Vehicle - BMW	Auto Loan	8.73%	Margin - 14% EMI amounts to ₹1,81,259/- Period - 60 months
Salem Erode Investments Ltd	Nil	Inter Corporate Deposit	10.50%	Nil
Salem Erode Investments Ltd	Nil	Term Loan	12.50%	Margin - Nil EMI amounts to ₹ 8,99,918/- Period - 60 months
Salem Erode Investments Ltd	Nil	Term Loan	12.50%	Margin - Nil EMI amounts to ₹ 5,06,239/- Period - 58 months
State Bank of India	Hypothecation of Loan Receivables (Standard Assets as per IRACP Norms of RBI)	Term Loan	9.45%	Margin on Receivables atleast 125% of Term Loan Outstanding has to be ensured during the tenure of the loan
State Bank of India	Hypothecation of Loan Receivables (Standard Assets as per IRACP Norms of RBI)	Term Loan	11.65%	Margin on Receivables atleast 125% of Term Loan Outstanding has to be ensured during the tenure of the loan
State Bank of India	Hypothecation of Loan Receivables (Standard Assets as per IRACP Norms of RBI)	Cash Credit	11.65%	Margin on Receivables atleast 125% of Term Loan Outstanding has to be ensured during the tenure of the loan
K.G Anilkumar	Nil	Loan from Directors	Nil	Nil
Uma Devi Anilkumar	Nil	Loan from Directors	Nil	Nil

Handwritten signature

Handwritten signature

ICL Fincorp Limited

ICL Fincorp Limited**Notes to the Standalone financial statements for the quarter ended 30-June-2023***(All amounts are in Thousands of Indian Rupees unless otherwise stated)***18 Borrowings (Other than Debt Securities)****Term Loan (Secured)**


Details of rate of interest and maturity pattern as on the date of the balance sheet is as under:

30-Jun-23

Repayable within	Rate of Interest					Total
	11.65%	8.73%	7.25%	12.50%	9.45%	
Due Within 1 year	36,200.00	1,715.37	1,787.42	10,569.53	47,900.00	98,172.32
Due Within 1-2 year	72,400.00	1,871.26	1,921.40	12,289.98	50,400.00	1,38,882.65
Due Within 2-3 year	91,400.00	2,041.32	2,065.43	13,917.37	50,400.00	1,59,824.12
Due Within 3-4 year	-	417.57	132.30	12,103.90	32,969.26	45,623.04
Due Within 4-5 year	-	-	-	3,866.45	-	3,866.45
Grand Total	2,00,000.00	6,045.53	5,906.55	52,747.23	1,81,669.26	4,46,368.58

31-Mar-23

Repayable within	Rate of Interest					Total
	10.51%	8.73%	7.25%	12.50%	9.45%	
Due Within 1 year	-	1,678.47	1,755.41	10,557.05	50,400.00	64,390.93
Due Within 1-2 year	-	1,831.01	1,886.99	11,954.97	47,900.00	63,572.97
Due Within 2-3 year	-	1,997.41	2,028.44	13,538.00	50,400.00	67,963.85
Due Within 3-4 year	-	944.67	662.74	14,430.69	45,569.26	61,607.36
Due Within 4-5 year	-	-	-	4,784.01	-	4,784.01
Grand Total	-	6,451.56	6,333.58	55,264.72	1,94,269.26	2,62,319.13



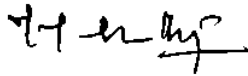




ICL Fincorp Limited**Notes to the Standalone financial statements for the quarter ended 30-June-2023***(All amounts are in Thousands of Indian Rupees unless otherwise stated)***19 Subordinate Liabilities**

	As at 30-Jun-2023	As at 31-Mar-2023
At Amortised Cost		
Subordinated debt from Others	2,40,795.00	2,40,795.00
Preference shares#	28,400.00	28,400.00
Total	2,69,195.00	2,69,195.00
Borrowings in India	2,69,195.00	2,69,195.00
Borrowings outside India	-	-
Total	2,69,195.00	2,69,195.00

#15% Redeemable Non - Convertible Cumulative Preference Shares of face value of Rs.100/- paid up each.



ICL Fincorp Limited**Notes to the Standalone financial statements for the quarter ended 30-June-2023***(All amounts are in Thousands of Indian Rupees unless otherwise stated)***19 Subordinate Liabilities (contd.)****B) Subordinated Debts from Others(Unsecured)**

Subordinated debts have a face value of ₹ 1,000/- each. Details of rate of interest and maturity pattern as on the date of the balance sheet is as under:

As at 30-Jun-2023

Redeemable at par within	Rate of Interest					
	>= 12% < 14%		> =14%		Total	
	Number	Amount	Number	Amount	Number	Amount
Due within 1 year	22,450	22,450.00	15,000	15,000.00	37,450	37,450.00
Due within 1- 2 years	86,550	86,550.00	70,860	70,860.00	1,57,410	1,57,410.00
Due within 2-3 years	27,980	27,980.00	17,955	17,955.00	45,935	45,935.00
Due within 3-4 years	-	-	-	-	-	-
Due within 4-5 years	-	-	-	-	-	-
Grand Total	1,36,980	1,36,980.00	1,03,815	1,03,815.00	2,40,795	2,40,795.00

As at 31-Mar-2023

Redeemable at par within	Rate of Interest					
	>= 12% < 14%		> =14%		Total	
	Number	Amount	Number	Amount	Number	Amount
Due within 1 year	-	-	-	-	-	-
Due within 1- 2 years	1,05,900	1,05,900.00	83,860	83,860.00	1,89,760	1,89,760.00
Due within 2-3 years	3,100	3,100.00	2,000	2,000.00	5,100	5,100.00
Due within 3-4 years	-	-	-	-	-	-
Due within 4-5 years	27,980	27,980.00	17,955	17,955.00	45,935	45,935.00
Grand Total	1,36,980	1,36,980.00	1,03,815	1,03,815.00	2,40,795	2,40,795.00

Handwritten signature

Handwritten signature



Handwritten signature

ICL Fincorp Limited**Notes to the Standalone financial statements for the quarter ended 30-June-2023***(All amounts are in Thousands of Indian Rupees unless otherwise stated)***20 Other financial liabilities**

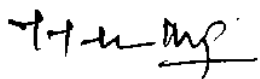

	As at 30-Jun-2023	As at 31-Mar-2023
Interest accrued on borrowings	4,05,042.91	3,79,490.23
Unclaimed dividend	109.03	109.03
Unpaid matured debentures and interest accrued thereon;	3,035.52	4,741.23
Unpaid matured Subordinated Debts and interest accrued thereon;	12,555.24	12,555.24
Earnest Money Deposit	-	-
Debenture Application money	64,566.00	-
Application money against Subordinate Debts	-	-
Application money received for allotment of shares to the extent refundable	-	-
Employee related payables	43,553.38	39,159.85
Others	(184.58)	138.21
Total	5,28,677.51	4,36,193.80

21 Provisions

	As at 30-Jun-2023	As at 31-Mar-2023
Employee Benefits		
- Gratuity	15,495.16	12,725.22
Provisions for taxation	28,540.82	21,377.73
Provision for dividend on preference shares	4,260.00	4,260.00
Provision for loss on account of fraud.	845.28	12,799.91
Others	408.39	342.58
Total	49,549.65	51,505.43

22 Other non-financial liabilities

	As at 30-Jun-2023	As at 31-Mar-2023
Statutory dues payable	5,287.09	8,033.95
Other liabilities	2,742.25	2,749.06
Total	8,029.34	10,783.01

ICL Fincorp Limited

Notes to the Standalone financial statements for the quarter ended 30-June-2023

(All amounts are in Thousands of Indian Rupees unless otherwise stated)

23 Equity Share capital

The reconciliation of equity shares outstanding at the beginning and at the end of the period

	As at 30-Jun-2023	As at 31-Mar-2023
Authorized shares		
10,00,00,000 (Previous Year : 10,00,00,000) Equity shares of ₹10/- each	10,00,000.00	10,00,000.00
50,00,00,000 (Previous Year : 50,00,00,000) Preference shares of ₹100/- each*	5,00,000.00	5,00,000.00
	15,00,000.00	15,00,000.00
Issued, subscribed and fully paid-up shares		
4,73,93,561 (Previous Year : 4,73,93,561) Equity shares of ₹10/- each #	4,73,935.61	4,73,935.61
Total	4,73,935.61	4,73,935.61

* The Company has issued 15% Redeemable Non-Convertible Preference shares of face value ₹ 100 paid up each, which is disclosed in Note no 19 under subordinate liabilities.

a. Terms/rights attached to equity shares

The company has only one class of equity shares having a par value of ₹10 per share. Each holder of equity shares is entitled to one vote per share. In the event of liquidation of the company, the holders of equity shares will be entitled to receive remaining assets of the company, after distribution of all preferential amounts. The distribution will be in proportion to the number of equity shares held by the shareholders.

b. Details of shareholders holding more than 5% shares in the company

Name of Shareholders	As at 30-Jun-2023		As at 31-Mar-2023	
	Number	% holding in the class	Number	% holding in the class
K G Anilkumar	1,70,87,743	36.05%	1,69,40,176	35.74%
Unadevi Anilkumar	45,01,799	9.50%	45,01,799	9.50%

(As per records of the Company, including its Register of share holders/members and other declarations received from share holders regarding beneficial interest, the above shareholding represents both legal and beneficial ownership of shares.)



c. Reconciliation of the shares outstanding at the beginning and at the end of the reporting period

Particulars	As at 30-Jun-2023		As at 31-Mar-2023	
	Number	Amount	Number	Amount
At the beginning of the year	4,73,93,561	4,73,935.61	4,43,34,952	4,43,349.52
Issued during the period	-	-	30,58,609	30,586.09
Outstanding at the end of the period	4,73,93,561	4,73,935.61	4,73,93,561	4,73,935.61

d. Shareholding of Promoters

As at 30-Jun-2023

Shares held by promoters at the end of the year				% Change during the year
Promoter name	No. of Shares	% of total shares		
K G Anilkumar	1,70,87,743	36.05%		0.31%
Umadevi Anilkumar	45,01,799	9.50%		0.00%

As at 31-Mar-2023

Shares held by promoters at the end of the year				% Change during the year
Promoter name	No. of Shares	% of total shares		
K G Anilkumar	1,69,40,176	35.74%		-0.39%
Umadevi Anilkumar	45,01,799	9.50%		0.25%

77-2-11/2023

Chf. Secy.

6/2/2023

ICL Fincorp Limited**Notes to the Standalone financial statements for the quarter ended 30-June-2023***(All amounts are in Thousands of Indian Rupees unless otherwise stated)***24 Other Equity**

	As at 30-Jun-2023	As at 31-Mar-2023
Statutory Reserves		
Balance as per the last financial statements	18,911.97	12,441.97
Add: Transferred from statement of Profit and loss account	1,880.00	6,470.00
Closing Balance	20,791.97	18,911.97
Impairment Reserves		
Balance as per the last financial statements	20,256.64	8,119.95
Add/Less: Adjustment - Profit and loss account	-	12,136.69
Closing Balance	20,256.64	20,256.64
Securities Premium Reserves		
Balance as per the last financial statements	2,89,256.01	2,43,376.88
Add: Additions during the period	-	45,879.14
Closing Balance	2,89,256.01	2,89,256.01
Surplus/(deficit) in the statement of profit and loss		
Balance as per last financial statements	33,458.51	24,996.09
Add: Profit/(loss) during the period	8,377.63	31,329.10
Less: Transferred to Statutory Reserve	1,880.00	6,470.00
Provision for dividend on Preference Share	-	4,260.00
Add/Less: Adjustments - Impairment Reserve	-	12,136.69
Net surplus in the statement of profit and loss	39,956.14	33,458.51
Other Comprehensive Income		
Balance as per last financial statements	526.07	(382.71)
Add: Additions during the period	1,488.77	908.78
Net surplus in the statement of profit and loss	2,014.84	526.07
Total	3,72,275.60	3,62,409.20

Nature and purpose of Reserves

Statutory reserve (Statutory Reserve pursuant to Section 45-IC of The RBI Act, 1934): Section 45IC of Reserve Bank of India Act, 1934 ("RBI Act, 1934") defines that every non banking finance institution which is a Company shall create a reserve fund and transfer therein a sum not less than twenty percent of its net profit every year as disclosed in the statement of profit and loss before any dividend is declared.


The Company has transferred an amount of Rs 18,80,000 (Previous year Rs 64,70,000) to Statutory reserve pursuant to Section 45-IC of RBI Act, 1934

Impairment reserve: Where impairment allowance under Ind AS 109 is lower than the provisioning required under IRACP (including standard asset provisioning), the differential amount is transferred to impairment reserve. The balance in the impairment reserves shall not be reckoned for regulatory capital

Securities premium: Securities premium reserve is used to record the premium on issue of shares. The reserve can be utilised only for limited purposes such as issuance of bonus shares in accordance with the provisions of the Companies Act, 2013.

Other comprehensive income: Other items of other comprehensive income consist of remeasurement of net defined benefit liability/asset.

Handwritten signature

Handwritten signature

Handwritten signature

ICL Fincorp Limited**Notes to the Standalone financial statements for the quarter ended 30-June-2023***(All amounts are in Thousands of Indian Rupees unless otherwise stated)***25 Revenue from operations****I) Interest Income****On Financial Assets measured at Amortised cost**

Interest on Loans

Interest on Fixed deposit

Total

For the year ended 30- Jun-2023	For the year ended 31- Mar-2023
3,46,090.28	11,03,179.90
348.00	1,366.89
3,46,438.28	11,04,546.79

II) Revenue from other Financial Services

Income From Money Transfer

Fees and Service Charges Received

Total

For the year ended 30- Jun-2023	For the year ended 31- Mar-2023
0.79	9.54
1,962.98	8,493.23
1,963.77	8,502.77

26 Other Income

Miscellaneous income

Interest On Rent Deposit

Dividend on Investments

Net Gain/(Loss) on sale of Investments

Gain on current Investment due to market fluctuation

Profit/(Loss) on sale of Property, Plant and Equipment

Interest on Income Tax Refund

Total

For the year ended 30- Jun-2023	For the year ended 31- Mar-2023
23.08	443.26
769.27	3,439.63
49.69	114.75
82.65	(436.98)
6,026.12	(8,076.19)
-	-
-	348.68
6,950.80	(4,166.86)

27 Finance costs**On Financial Assets measured at Amortised cost:**

Interest on Debentures

Interest on Subordinated Debts

Interest on Bank Borrowings

Interest on Intercompany Loan

Interest on Lease Liability

Interest On Vehicle Loan

Other Interest expense:

Interest on short fall in payment of advance Income Tax

Interest on others

Total

For the year ended 30- Jun-2023	For the year ended 31- Mar-2023
1,05,185.50	3,80,062.38
10,159.74	40,077.35
7,288.12	21,650.14
5,736.38	22,802.63
2,984.52	11,812.70
250.09	1,162.18
-	-
-	-
1,31,604.35	4,77,567.38

28 Impairment of Financial Instruments**On financial liabilities measured at amortised cost:**

Loans Assets

Total

For the year ended 30- Jun-2023	For the year ended 31- Mar-2023
4,428.48	6,726.92
4,428.48	6,726.92

29 Employee benefits expense

	For the year ended 30- Jun-2023	For the year ended 31- Mar-2023
Salaries & Wages	79,427.45	2,57,010.63
Contribution to provident and other fund	5,127.90	18,559.86
Staff Welfare Expenses	686.92	2,265.73
Total	85,242.27	2,77,836.23

30 Depreciation and amortization expense

	For the year ended 30- Jun-2023	For the year ended 31- Mar-2023
Depreciation of tangible assets	17,710.78	71,014.09
Depreciation of right-of-use asset	8,259.66	34,463.27
Amortization of intangible assets	56.66	666.82
Total	26,027.09	1,06,144.18

31 Other expenses

	For the year ended 30- Jun-2023	For the year ended 31- Mar-2023
Advertising and sales promotion	32,561.34	60,417.08
Bank charges	133.65	1,554.57
Bad Debt Written Off	39,895.43	-
Director's sitting fees	196.20	228.90
Donation	110.88	1,363.00
Insurance	729.33	2,475.70
Office Expenses	2,099.94	10,268.41
Payment to auditor (Refer details below)	374.25	1,227.80
Postage and Telephone	2,607.07	9,160.02
Printing and stationery	567.84	4,862.58
Professional Charges	4,908.06	18,243.40
Provision for loss on account of fraud	(11,954.63)	4,080.90
Rent	9,361.60	28,765.67
Repairs and maintenance	3,332.20	18,110.89
Security charges	2,223.02	18,013.94
Tax and fee	4,325.78	4,121.32
Travelling and boarding	1,012.24	5,776.18
Water & Electricity	2,466.59	8,692.94
Total	94,950.79	1,97,363.29

	For the year ended 30- Jun-2023	For the year ended 31- Mar-2023
Payment to the auditor: (excluding tax)		
as auditor	300.00	825.00
for taxation matters	-	300.00
for company law matters	-	-
for management services	-	-
for other services	-	20.00
for reimbursement of expenses	-	-
Total	300.00	1,145.00

Handwritten signature

Handwritten signature



ICL Fincorp Limited**Notes to the Standalone financial statements for the quarter ended 30-June-2023***(All amounts are in Thousands of Indian Rupees unless otherwise stated)***32 Tax expenses****Income Tax**

The components of Income tax expense for the year ended 31 March 2023 and year ended 31 March 2022 are:

	For the year ended 30-Jun-2023	For the year ended 31-Mar-2023
Current tax	7,163.09	21,377.73
Adjustment in respect of current income tax of prior years	-	(923.34)
Deferred tax relating to origination and reversal of temporary differences	(2,440.84)	(8,538.79)
Total tax charge	4,722.24	11,915.60
Current tax	7,163.09	20,454.39
Deferred tax	(2,440.84)	(8,538.79)

Reconciliation of Income tax expense:

	For the year ended 30-Jun-2023	For the year ended 31-Mar-2023
Accounting profit before tax as per Ind AS	13,099.87	43,244.71
Add/(Less) : Ind AS Adjustments on PBT	-	-
Accounting profit before tax for IT Computation	13,099.87	43,244.71
Allowances / Disallowances and other adjustments (Net)	15,198.26	41,258.44
Adjusted profit / (Loss) before tax for Income Tax	28,298.13	84,503.14
Current Tax as per Books		
Tax at Normal Rate (Effective rate of 25.17%, March 2022: 25.17%)	7,101.27	21,377.73
Tax at Special Rate (Short Term Capital Gain Effective rate of 17.16%, March 2022: 17.16%, Long Term Capital Gain Effective rate of 22.88%, March 2022: 22.88%)		
	7,101.27	21,377.73
Adjustment of prior year tax / MAT Credit	-	(923.34)
Total Tax as given in Books	7,101.27	20,454.39
All India Statutory income tax rate of 25.17%, March 2022: 25.17%)	7,101.27	21,377.73

T-12-1111

Ctdg

AF



60

32 Tax expenses (Contd)

Deferred Tax

The following table shows deferred tax recorded in the balance sheet and changes recorded in the Income tax expense:

	Deferred Tax Assets	Deferred Tax Liabilities	Income Statement	OCI	Others
	30-Jun-23	30-Jun-23			
Depreciation	19,244.41	-	1,975.58		-
Impairment allowance for financial assets	-	(3,749.66)	(231.87)		-
Remeasurement gain/ (loss) on defined benefit plan	-	421.01	-	(184.03)	-
Provisions	3,899.82	-	697.14		-
Financial assets measured at amortised cost	-	-	-		-
Other temporary differences	-	-	-		-
Total	23,144.23	(3,328.65)	2,440.84	(184.03)	-
Net Deferred tax liabilities as at 30 June, 2023	26,472.89	-			

	Deferred Tax Assets	Deferred Tax Liabilities	Income Statement	OCI	Others
	31-Mar-23	31-Mar-23	2022-23	2022-23	2022-23
Depreciation	17,268.83	-	6,369.89		-
Impairment allowance for financial assets	-	(3,981.54)	1,693.03		-
Remeasurement gain/ (loss) on defined benefit plan	-	236.98	-	(32.80)	-
Provisions	3,202.68	-	517.59		-
Financial assets measured at amortised cost	-	-	-		-
Other temporary differences	-	-	(41.73)		-
Total	20,471.52	(3,744.56)	8,538.78	(32.80)	-
Net Deferred tax liabilities as at 31 March, 2023	24,216.08				

Handwritten signature



Handwritten signature

ICL Fincorp Limited**Notes to the Standalone financial statements for the quarter ended 30-June-2023***(All amounts are in Thousands of Indian Rupees unless otherwise stated)***33 Earnings per equity share**

The following reflects the profit and share data used in the basic and diluted EPS computations:

	For the year ended 30-Jun-2023	For the year ended 31-Mar-2023
Profit/(loss) after tax	8,377.63	31,329.10
Less : Dividends on convertible preference shares & tax thereon	-	-
Net profit/(loss) for calculation of basic EPS	8,377.63	31,329.10
Net profit as above	8,377.63	31,329.10
Add : dividends on convertible preference shares & tax thereon	-	-
Add : interest on bonds convertible into equity shares (net of tax)	-	-
Net profit/(loss) for calculation of diluted EPS (A)	8,377.63	31,329.10
 Weighted average number of equity shares in calculating basic EPS (B)	 47,394	 47,394
 Effect of dilution:		
Convertible preference shares	-	-
Weighted average number of equity shares in calculating diluted EPS (C)	47,394	47,394
 Earnings Per Share (A/B)	 0.18	 0.66
(Basic) ₹		
Earnings Per Share (A/C)	0.18	0.66
(Diluted) ₹		
Par value per share ₹	10.00	10.00




ICL Fincorp Limited**Notes to the Standalone financial statements for the quarter ended 30-June-2023***(All amounts are in Thousands of Indian Rupees unless otherwise stated)***34 Retirement Benefit Plan****Defined Contribution Plan**

The Company makes Provident Fund and Employee State Insurance Scheme contributions which are defined contribution plans, for qualifying employees. Under the Schemes, the Company is required to contribute a specified percentage of the payroll costs to fund the benefits. The Company recognized ₹43,54,183/- (Previous Year: ₹74,39,750/-) for Provident Fund contributions and ₹7,73,717/- (Previous Year: ₹40,24,371/-) for Employee State Insurance Scheme contributions in the Statement of Profit and Loss. The contributions payable to these plans by the Company are at rates specified in the rules of the Schemes.

Defined Benefit Plan

The Company has a defined benefit gratuity plan. Every employee who has completed five years or more of service gets a gratuity on departure at 15 days salary (last drawn salary) for each completed year of service.

i) Gratuity

Actuarial assumptions	As at 30-June-2023	As at 31-March-2023
Mortality table	IALM 2012-14 Ult	IALM 2012-14 Ult
Normal retirement Age (years)	65 Years	65 Years
Employee Turnover	21% p.a upto age 50 thereafter 3%	21% p.a upto age 50 thereafter 3%
Discount rate	7.54%	7.30%
Basic salary increases allowing for Price Inflation	4%	4%
Formula used	Projected unit credit Method with control period of one year	Projected unit credit Method with control period of one year

Changes in fair value of plan assets

Not applicable as scheme is unfunded

Funded status

Not applicable as scheme is unfunded

Table 1

Reconciliation of PBO	As at 30-June-2023	As at 31-March-2023
Projected Benefit Obligation at Beginning of Year	12,725.22	10,668.68
Current Service Cost	3,325.16	2,752.69
Interest Cost	1,171.68	818.70
Contributions by plan participants	-	-
Actuarial (Gain)/Loss due to change in assumptions and experience deviation	(1,672.80)	(941.59)
Foreign currency exchange rate changes on plans measured in a currency different from the enterprise's reporting currency	-	-
Benefits Paid	(54.10)	(573.28)
Past service cost	-	-
Amalgamations	-	-
Curtailments	-	-
Settlements	-	-
Projected Benefit Obligation at End of Year	15,495.16	12,725.22

Handwritten signature

Handwritten signature



34 Retirement Benefit Plan(Contd)

Table 2

Plan Asset at Fair Value	As at 30-June-2023	As at 31-March-2023
Plan Asset at beginning of year	-	-
Foreign currency exchange rate changes on plans measured in a currency different from the enterprise's reporting currency	-	-
Expected Return on Plan Asset	-	-
Employer Contribution	54.10	573.28
Employee Contribution	-	-
Benefit Payments	(54.10)	(573.28)
Asset Gain / (Loss)	-	-
Amalgamations	-	-
Settlements	-	-
Ending Asset	-	-
Total actuarial gain/(loss) to be recognised in other comprehensive income	1,672.80	941.59

Table 3

Amount to be Recognised in Balancesheet:	As at 30-June-2023	As at 31-March-2023
Projected Benefit Obligation at End or year	15,495.16	12,725.22
Ending Asset	-	-
Funded Status asset / (liability)	(15,495.16)	(12,725.22)
Unrecognised past service cost - non vested benefits (-)	-	-
Liability(-)/Asset(+) recognised in Balance Sheet	(15,495.16)	(12,725.22)

Table 4

Statement of Profit/Loss	As at 30-June-2023	As at 31-March-2023
Current service cost	3,325.16	2,752.69
Interest cost	1,171.68	818.70
Expected return of plan asset	-	-
Curtailment cost	-	-
Net actuarial (gain)/loss to be recognised in year	-	-
Past Service Cost Recognised	-	-
Effect of Curtailments	-	-
Income (-)/Expense(+) recognised in the statement of P&L	4,496.84	3,571.40
Current Liability	2,120.89	2,334.60
Non-Current Liability	13,374.27	10,390.61

Handwritten signature

Handwritten signature



Handwritten signature

Handwritten signature

34 Retirement Benefit Plan(Contd)

Table 5

Further Reconciliation	As at 30-June-2023	As at 31-March-2023
Expenses As above	4,496.84	3,571.40
Less ERContrib/Direct ben paid	(54.10)	(573.28)
Less included in OCI	(1,672.80)	(941.59)
Balance to be recognised in P&L	2,769.95	2,056.54
Increase in Funded Status	(2,769.95)	(2,056.54)
Actuaial gain/(loss) due to assumption changes	180.66	803.58
Experience adjustments[Gain/(Loss)]:Liability	1,492.14	138.00
Total Actl gain/(loss) : liability	1,672.80	941.59
Asset gain / (loss)	-	-
Total gain / (loss)	1,672.80	941.59

Table 6

Amounts recognised in Other Comprehensive Income	As at 30-June-2023	As at 31-March-2023
Actuaial gain /(loss) due to assumption changes	180.66	803.58
Experience adjustments[Gain/(Loss)]:Liability	1,492.14	138.00
Total Actl gain/(loss) on liability side	1,672.80	941.59
Asset gain / (loss)	-	-
Total to be recognised in OCI for the year	1,672.80	941.59
Total b/f balance [gains/(loss)]	(16.78)	(958.36)
Total recognised in OCI at EoY	1,656.02	(16.78)

Table 7

Sensitivity Analysis (Proj.Ben. Obligations)	As at 30-June-2023	As at 31-March-2023
Current year basis	15,495.16	12,725.22
Last years basis	15,675.82	13,528.80
Discount rate increased by 0.25%	15,311.32	12,569.87
Discount rate decreased by 0.25%	15,683.44	12,884.59
Salary Escalation rate increased by 2%	16,752.20	13,728.72
Salary Escalation rate decreased by 2%	14,380.09	11,825.57
Employee Turnover rate increased by 2%	15,380.54	12,615.15
Employee Turnover rate decreased by 2%	15,524.32	12,774.49

Table 8

Categories of Plan Assets	As at 30-June-2023	As at 31-March-2023
Government of India Securities	0%	0%
High quality corporate bonds	0%	0%
Equity shares of listed companies	0%	0%
Property	0%	0%
Funds managed by Insurer	0%	0%

Handwritten signature

Handwritten signature

Handwritten signature

Handwritten signature



34 Retirement Benefit Plan(Contd)

Table 9

<i>Details of experience adjustment on plan assets and liabilities</i>	<i>As at 30-June-2023</i>	<i>As at 31-March-2023</i>
F Y 2024	2,120.89	2,334.60
F Y 2025	2,340.13	1,646.64
F Y 2026	2,517.41	1,520.80
F Y 2027	1,900.93	1,460.39
F Y 2028	3,348.61	1,373.29
F Y 2029-2033	5,196.58	5,738.33

Handwritten signature



Handwritten signature

Handwritten signature

Handwritten signature

35 Maturity Analysis Of Assets And Liabilities

The table below shows an analysis of assets and liabilities analysed according to when they are expected to be recovered or settled. With regard to loans and advances to customers, the Company uses the same basis of expected repayment behaviour as used for estimating the EIR.

	As at 30-Jun-2023			As at 31-Mar-2023		
	Within 12 Months	After 12 Months	Total	Within 12 Months	After 12 Months	Total
Assets						
Financial Assets						
Cash and Cash Equivalents	1,33,140.32	-	1,33,140.32	63,167.72	-	63,167.72
Bank Balances other than above	55,645.10	-	55,645.10	53,195.10	-	53,195.10
Loans	40,91,576.68	15,974.22	41,07,550.90	39,26,357.61	16,540.45	39,42,898.06
Investments	43,472.65	2,26,765.40	2,70,238.05	39,741.42	2,26,765.40	2,66,506.82
Other Financial Asset	4,47,428.54	22,261.93	4,69,690.47	3,17,683.23	21,451.49	3,39,134.72
Total (A)	47,71,263.29	2,65,001.55	50,36,264.84	44,00,145.09	2,64,757.33	46,64,902.42
Non-Financial Assets						
Current tax assets (net)	38,102.33	-	38,102.33	32,892.22	-	32,892.22
Deferred tax assets (net)	-	26,472.89	26,472.89	-	24,216.08	24,216.08
Property, Plant and Equipment	-	3,06,613.04	3,06,613.04	-	3,20,015.67	3,20,015.67
Capital work in progress	-	3,631.72	3,631.72	-	3,631.72	3,631.72
Right-of-Use Asset	862.87	99,663.51	1,00,526.38	1,164.30	1,03,733.80	1,04,898.10
Other Intangible assets	-	1,374.81	1,374.81	-	1,431.46	1,431.46
Other Non-Financial Asset	84,035.70	34,962.22	1,18,997.92	1,06,596.36	2,439.87	1,09,036.23
Total (B)	1,23,000.90	4,72,718.18	5,95,719.08	1,40,652.87	4,55,468.61	5,96,121.48
Total Assets (A+B)	48,94,264.19	7,37,719.73	56,31,983.92	45,40,797.96	7,20,225.94	52,61,023.90
Liabilities and Equity						
Financial Liabilities						
Trade payables						
(A) total outstanding dues of micro enterprises and small enterprises; and	-	-	-	362.72	-	362.72
(B) total outstanding dues of creditors other than micro enterprises and small enterprises.	9,997.04	-	9,997.04	11,239.51	-	11,239.51
Debt Securities	13,75,304.00	18,07,179.00	31,82,483.00	13,08,136.00	18,29,373.00	31,37,509.00
Borrowings	2,90,985.27	3,48,196.25	6,39,181.52	2,08,819.48	1,97,928.20	4,06,747.67
Subordinate Liabilities	37,450.00	2,31,745.00	2,69,195.00	-	2,69,195.00	2,69,195.00
Lease Liability	556.23	98,103.41	98,659.64	1,152.99	99,989.97	1,01,142.95
Other financial liabilities	2,74,976.11	2,53,701.41	5,28,677.51	2,41,871.65	1,94,322.14	4,36,193.80
Total (C)	19,89,268.65	27,38,925.07	47,28,193.72	17,71,582.35	25,90,808.30	43,62,390.66
Non-Financial Liabilities						
Provisions	34,054.49	15,495.16	49,549.65	38,780.21	12,725.22	51,505.43
Other non-financial liabilities	8,029.34	-	8,029.34	10,783.01	-	10,783.01
Total (D)	42,083.84	15,495.16	57,579.00	49,563.23	12,725.22	62,288.44
Total Liabilities (C+D)	20,31,352.49	27,54,420.23	47,85,772.71	18,21,145.58	26,03,533.52	44,24,679.11
Net	28,62,911.70	(20,16,700.50)	8,46,211.21	27,19,652.38	(18,83,307.58)	8,36,344.79

36 Change In Liabilities Arising From Financing Activities

Particulars	As at 31-Mar-2023	Cash Flows	Other	As at 30-Jun-2023
Debt Securities	31,37,509.00	44,974.00	-	31,82,483.00
Borrowings	4,06,747.67	2,32,433.85	-	6,39,181.52
Subordinate Liabilities	2,69,195.00	-	-	2,69,195.00
Total	38,13,451.67	2,77,407.85	-	40,90,859.52

Handwritten signature

Handwritten signature



ICL Fincorp Limited
Notes to the Standalone financial statements for the quarter ended 30-June-2023
(All amounts are in Thousands of Indian Rupees unless otherwise stated)

37 Related party transactions

Names of related parties

Relationship	Name of the party
Key Management Personnel	Mr. Anilkumar K G (Managing Director) Ms. Umadevi Anilkumar (Whole Time Director) Mr. Madhavan Kutty T (CFO) Mr. Shinto Stanley (Independent Director) Mr. A. A Balan (Independent Director) Mr. Wilson K K (Director) Mr. Sreejith Surendran Pillai (Non-Executive Director)
Subsidiary/Associates / Enterprises owned or significantly influenced by key management personnel or their relatives	Salem Erode Investments Limited ICL Tours And Travels Private Limited ICL Chits Limited ICL Nidhi Limited ICL Medilab Private Limited Snow View Tex Collections Private Ltd Calts Info Solutions Pvt LTD Kichappu Entertainments Laneseda Vanijiya Private Limited Amaljith A Menon (Son of K G Anilkumar and Umadevi Anilkumar) Pankajakshy (Mother of Umadevi Anilkumar)

Particulars	Key Management Personnel/Directors	
	30-Jun-23	31-Mar-23
Balance outstanding at the period end:		
<u>Loan from Directors</u>	591.31	1,911.28
K G Anilkumar		
Balance outstanding at the beginning	1,888.66	17,601.59
Amount Accepted	41,860.00	1,16,925.57
Amount Repaid	43,244.97	1,32,638.50
Balance outstanding at the period end	503.69	1,888.66
Umadevi Anilkumar		
Balance outstanding at the beginning	22.63	258.46
Amount Accepted	65.00	14,764.16
Amount Repaid	-	15,000.00
Balance outstanding at the period end	87.63	22.63
<u>Property Loan including Interest receivable from Directors</u>	0.00	0.00
K G Anilkumar		
Balance outstanding at the beginning	0.00	37,056.36
Amount Advanced	-	-
Interest Accrued	-	4,574.75
Amount Repaid	-	41,631.11
Balance outstanding at the period end	0.00	0.00
<u>Debenture Outstanding</u>	2,69,384.00	3,38,223.00
K G Anilkumar	2,61,984.00	3,30,823.00
Umadevi Anilkumar	7,400.00	7,400.00
<u>Debenture Accepted</u>	1,14,959.00	6,67,394.00
K G Anilkumar	1,14,959.00	6,63,394.00
Umadevi Anilkumar	-	4,000.00

Chirg

Geo

[Signature]



T-Her my

37 Related party transactions (contd.)

Particulars	Key Management Personnel/Directors	
	30-06-2023	31-03-2023
<u>Subscription to Equity Shares including premium</u>		10,000.00
K G Anilkumar	-	-
Umadevi Anilkumar		10,000.00
<u>Interest payable on Debenture</u>	654.08	4,985.23
K G Anilkumar	-	4,550.84
Umadevi Anilkumar	654.08	434.39
<u>Rent Payable</u>	75.16	73.51
K G Anilkumar	34.73	33.08
Umadevi Anilkumar	40.43	40.44
Income recorded in the books:	-	4,574.75
K G Anilkumar		4,574.75
Expenses recorded in the books:		
<u>Remuneration to Directors</u>	4,500.00	10,000.00
K G Anilkumar	3,000.00	12,000.00
Umadevi Anilkumar	1,500.00	6,000.00
<u>Remuneration to others</u>	612.32	890.32
T V Visakh (CS)	172.32	-
Madhavankutty Thekkedath (CFO)	440.00	890.32
<u>Interest on Debenture</u>	3,003.63	10,154.43
K G Anilkumar	3,000.96	9,386.89
Umadevi Anilkumar	2.67	767.54
<u>Interest on Subordinate Debt</u>	-	92.83
K G Anilkumar	-	92.25
Umadevi Anilkumar	-	0.58
<u>Sitting Fees paid to Directors (Excluding GST)</u>	180.00	210.00
K G Anilkumar	33.00	33.00
Umadevi Anilkumar	33.00	36.00
Wilson K K	30.00	36.00
Shinto Stanly	33.00	36.00
Sreejith Surendran Pillai	33.00	33.00
A .A Balan	18.00	36.00
<u>Rent</u>	248.71	993.19
K G Anilkumar	113.93	437.50
Umadevi Anilkumar	134.78	555.69





37 Related party transactions (contd.)

Particulars	Subsidiary/Associates / Enterprises owned or significantly influenced by key management personnel or their relatives	
	30-06-2023	31-03-2023
<u>Advances with Interest receivables from Sister Concerns</u>	13,079.08	13,930.54
ICL Tours & Travels Private Limited		
Balance outstanding at the beginning	13,930.54	26,161.77
Amount Advanced	-	-
Interest accrued	382.41	2,827.71
Amount Repaid	1,233.86	15,058.95
Balance outstanding with Interest Receivable at the period end	13,079.08	13,930.54
<u>Advances with Interest payable to Subsidiary</u>		
Salem Erode Investments Limited		
Balance outstanding at the beginning	1,42,517.27	1,43,116.58
Amount Accepted	-	-
Interest accrued	3,729.81	14,974.81
Amount Repaid	1,979.23	15,574.13
Balance outstanding with Interest Payable at the period end	1,44,267.84	1,42,517.27
Salem Erode Investments Limited - Term Loan		
Balance outstanding at the beginning	55,298.30	59,664.11
Amount Accepted	16,500.00	40,000.00
Interest accrued	2,006.57	7,827.82
Amount Repaid	21,036.38	52,193.63
Balance outstanding with Interest Payable at the period end	52,768.49	55,298.30
<u>Calts Info Solutions</u>		
Payable/(Advance) against purchase at the beginning	(2,462.39)	(2,409.81)
Purchases during the period	4,460.91	47,822.21
Payment against purchase	4,960.97	47,874.79
Payable/(Advance) against purchase at the period end	(2,962.45)	(2,462.39)

Handwritten signature

Handwritten signature



Handwritten signature

Handwritten signature

37 Related party transactions (contd.)

Particulars	Subsidiary/Associates / Enterprises owned or significantly influenced by key management personnel or their relatives	
	30-06-2023	31-03-2023
Income recorded in the books:		
ICL Chits Limited	382.41	2,827.71
ICL Tours & Travels Private Limited	382.41	2,827.71
Expense recorded in the books:		
Salem Erode Investments Limited	5,736.38	22,802.63

Particulars	Relatives of key management personnel/directors	
	30-06-2023	31-03-2023
<u>Debenture Outstanding</u>	2,93,683.00	3,58,542.00
Pankajakshy	2,93,683.00	3,58,542.00
<u>Debenture Accrued</u>	1,15,974.00	6,84,689.00
Pankajakshy	1,15,974.00	6,84,689.00
<u>Subscription to Equity Shares including premium</u>	-	1,000.00
Amaljith A Menon	-	1,000.00
<u>Interest payable on Debenture</u>	1,927.57	4,453.34
Pankajakshy	1,927.57	4,453.34
<u>Interest on Debenture</u>	3,993.97	10,718.59
Amaljith A Menon	-	-
Pankajakshy	3,993.97	10,718.59

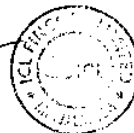
Notes:

- a) Related parties have been identified on the basis of declaration received by the management and other records available
b) The remuneration to the key managerial personnel does not include the provisions made for gratuity, as they are determined on actuarial basis for the company as a whole.

[Handwritten signature]

[Handwritten signature]

[Handwritten signature]



[Handwritten signature]

ICL PinCorp Limited

Notes to the Standalone financial statements for the quarter ended 30-June-2023

(All amounts are in Thousands of Indian Rupees unless otherwise stated)

38 Draw Down From Reserves

Details of Draw down from reserves, if any, are provided in Statement of Changes in Equity to these financial statements.

39 Additional Disclosures

As required by the Reserve Bank of India

Total Gold loan portfolio

Total Assets

Gold loan portfolio as a percentage of total assets

As at 30-June-2023	As at 31-Mar-2023
40,99,498.44	39,29,396.68
56,31,981.92	52,61,023.90
72.79%	74.69%


i) Capital

Particulars	As at 30-June-2023	As at 31-Mar-2023
a) Capital to risk-weighted assets ratio (CRAR)	15.08%	16.74%
b) CRAR - Tier I Capital (%)	12.35%	12.92%
c) CRAR - Tier II Capital (%)	2.74%	3.83%
d) Liquidity Coverage Ratio:		
Current Ratio	2.41	2.49
Quick Ratio	0.31	0.23
Cash Ratio	0.09	0.06
e) Amount of subordinated debt raised as Tier-II capital	2,69,195.00	2,69,195.00
f) Amount raised by issue of Perpetual Debt Instruments	-	-

ii) Investments

Particulars	As at 30-June-2023	As at 31-Mar-2023
(1) Value of Investments		
(i) Gross Value of Investments		
(a) In India	2,70,238.05	2,66,506.82
(b) Outside India	-	-
(ii) Provisions for Depreciation		
(a) In India	-	-
(b) Outside India	-	-
(iii) Net Value of Investments		
(a) In India	2,70,238.05	2,66,506.82
(b) Outside India	-	-
(2) Movement of provisions held towards depreciation on investments		
(i) Opening Balance	-	-
(ii) Add : Provisions made during the year	-	-
(iii) Less : Write-off / write-back of excess provisions during the year	-	-
(iv) Closing Balance	-	-

Handwritten signature

Handwritten signature

Handwritten signature

iii) Derivatives

a) Forward Rate Agreement / Interest Rate Swap

Sl. No	Particulars	As at 30-Jun-2023	As at 31-Mar-2023
(i)	The notional principal of swap agreements	Nil	Nil
(ii)	Losses which would be incurred if counterparties failed to fulfil their obligations under the agreements	Nil	Nil
(iii)	Collateral required by the applicable NBFC upon entering into swaps	Nil	Nil
(iv)	Concentration of credit risk arising from the swaps	Nil	Nil
(v)	The fair value of the swap book	Nil	Nil

b) Exchange Traded Interest Rate (IR) Derivatives

Sl. No	Particulars	Amount
(i)	Notional principal amount of exchange traded IR derivatives undertaken during the year (instrument-wise)	Nil
(ii)	Notional principal amount of exchange traded IR derivatives outstanding as on 30th June 2023 (instrument-wise)	Nil
(iii)	Notional principal amount of exchange traded IR derivatives outstanding and not "highly effective" (instrument-wise)	Nil
(iv)	Mark-to-market value of exchange traded IR derivatives outstanding and not "highly effective" (instrument-wise)	Nil

c) Disclosures on Risk Exposure in Derivatives

Sl. No	Particulars	Currency Derivatives	Interest Rate Derivatives
(i)	Derivatives (Notional Principal Amount)		
	For Hedging	Nil	Nil
(ii)	Marked to Market Positions		
	a) Asset (+)	Nil	Nil
	b) Liability (-)	Nil	Nil
(iii)	Credit Exposure	Nil	Nil
(iv)	Unhedged Exposures	Nil	Nil

iv) Asset Liability Management Maturity pattern of certain items of Assets and Liabilities

	1 to 7 days	8 to 14 days	15 days to 30/31 days	over 1 month upto 2 month	over 2 months upto 3 months	Over 3 month upto 6 month	Over 6 month & upto 1 year	Over 1 year & 3 year	Over 3 years & upto 5 years	Over 5 Years	Total
Debentures	26,213.00	52,019.00	39,018.00	1,29,235.00	1,12,493.00	3,54,895.00	6,61,431.00	14,54,520.00	2,48,131.00	1,04,528.00	31,82,483.00
Advances	14,99,699.73	26,209.83	94,442.23	3,54,868.17	3,05,702.34	18,18,539.57	14,131.14	16,414.20	-	-	41,30,007.21
Investments	-	-	-	-	-	-	43,472.65	-	-	2,26,765.40	2,70,238.05
Borrowings	85,961.50	567.69	4,770.40	5,348.89	40,976.93	51,762.97	1,04,417.77	2,98,797.37	46,578.01	-	6,39,181.52
Sub Debt	-	-	-	-	-	-	37,450.00	2,03,345.00	28,400.00	-	2,69,195.00
Foreign currency assets	-	-	-	-	-	-	-	-	-	-	-
Foreign currency liabilities	-	-	-	-	-	-	-	-	-	-	-

v) Exposures

a) Exposure to Real Estate Sector

Category	As at 30-Jun-2023	As at 31-Mar-2023
a) Direct Exposure		
i) Residential Mortgages - Lending fully secured by mortgages on residential property that is or will be occupied by the borrower or that is rented	Nil	Nil
ii) Commercial Real Estate - Lending secured by mortgages on commercial real estates (office buildings, retail space, multi-purpose commercial premises, multi-family residential buildings, multi-tenanted commercial premises, industrial or warehouse space, hotels, land acquisition/development and construction, etc.). Exposure shall include non-fund based limits	Nil	Nil
iii) Investments in Mortgage Backed Securities (MBS) and other securitised exposures -		
a. Residential	Nil	Nil
b. Commercial Real Estate	Nil	Nil
Total Exposure to Real Estate Sector	Nil	Nil

Handwritten signature

Handwritten signature

Handwritten signature and circular stamp

JCL Pincorp Limited

Notes to the Standalone financial statements for the quarter ended 30-June-2023

(All amounts are in Thousands of Indian Rupees unless otherwise stated)

b) Exposure to Capital Market

Particulars	As at 30-Jun-2023	As at 31-Mar-2023
(i) direct investment in equity shares, convertible bonds, convertible debentures and units of equity-oriented mutual funds the corpus of which is not exclusively invested in corporate debt;	9,474.18	9,680.46
(ii) advances against shares / bonds / debentures or other securities or on clean basis to individuals for investment in shares (including IPOs / ESOPs), convertible bonds, convertible debentures and units of equity-oriented mutual funds;	Nil	Nil
(iii) advances for any other purposes where shares or convertible bonds or convertible debentures or equity oriented mutual funds are taken as primary security;	Nil	Nil
(iv) advances for any other purposes to the extent secured by collateral security of shares or convertible bonds or convertible debentures or units of equity oriented mutual funds i.e. where the primary security other than shares / convertible bonds / convertible debentures / units of equity oriented mutual funds does not fully cover the advances;	Nil	Nil
(v) secured and unsecured advances to stockbrokers and guarantees issued on behalf of stockbrokers and market makers;	Nil	Nil
(vi) loans sanctioned to corporates against the security of shares / bonds / debentures or other securities or on clean basis for meeting promoter's contribution to the equity of new companies in anticipation of raising resources;	Nil	Nil
(vii) bridge loans to companies against expected equity flows / issues;	Nil	Nil
(viii) all exposures to Venture Capital Funds (both registered and unregistered)	Nil	Nil
Total Exposure to Capital Market	Nil	Nil

c) Details of Single Borrower Limit (SGL) / Group Borrower Limit (GBL) exceeded by the applicable NBFC - Nil

d) Unsecured Advances

Type of Borrower	Loan Amount	Loan Outstanding
Related Party - (JCL Tours & Travels Private Limited)	45,881.07	12,699.34
Other than Related Party	22,887.92	15,788.07
Total	68,768.99	28,487.41


vi) Miscellaneous

a) Disclosure of penalties imposed by RBI and other regulators - Nil

b) Ratings assigned by credit rating agencies and migration of ratings during the year

Instrument / Facility	Amount (Rs. Crores)	Ratings
Non-Convertible Debentures (NCDs)	100.00	IVR BB Stable (IVR Double B Plus with Stable Outlook)
Long Term Bank Facilities - Term Loan	20.47 (Decreased from 25.00)	IVR BB Stable (IVR Double B Plus with Stable Outlook)
Long Term Bank Facilities - Term Loan	25.00	IVR BB Stable (IVR Double B Plus with Stable Outlook)
Total	145.47 (Rs. One Hundred Forty-Five Crores and Forty-Seven Lakhs Only)	

Handwritten signature

Handwritten signature

Handwritten signature

a) Additional Disclosures
i) Provisions and Contingencies

Break up of 'Provisions and Contingencies' shown under the head expenditure in Profit and Loss Account	As at 30-Jun-2023	As at 31-Mar-2023
Provision for depreciation on investment		
Provision towards NPA	8256.32	12669.86
Provision made towards income tax	7163.09	21377.73
Other Provision and Contingencies (with details) -		
(a) Provision for depreciation on Property, Plant and Equipment & Intangible Assets	17767.43	71680.91
(b) Provision for Contingency	4496.84	3571.40
Provision for Standard Assets	14199.99	5337.97

b) Concentration of Deposits, Advances, Expenses and NPAs

Concentration of Deposits (for deposit taking NBFCs)	
(i) Total Deposits of twenty largest depositors	
(ii) Percentage of Deposits of twenty largest depositors to Total Deposits of the deposit taking NBFC	
Concentration of Advances	
(i) Total Advances to twenty largest borrowers	74976.28
(ii) Percentage of Advances to twenty largest borrowers to Total Advances of the applicable NBFC	1.79%
Concentration of Exposures	
(i) Total Exposure to twenty largest borrowers / customers	
(ii) Percentage of Exposures to twenty largest borrowers / customers to Total Exposure of the applicable NBFC on borrowers / customers	
Concentration of NPAs	
(i) Total Exposure to top four NPA accounts	14843.20

Section-wise NPAs

Sl. No.	Sector	Percentage of NPAs to Total Advances in that sector
1	Agriculture & allied activities	0.00%
2	MSME	0.00%
3	Corporate borrowers	0.00%
4	Services	0.00%
5	Unsecured personal loans	80.84%
6	Auto loans	95.91%
7	Other personal loans	1.59%

c) Movement of NPAs (As per 'BACF' norms)

Particulars	As at 30-Jun-2023	As at 31-Mar-2023
(i) Net NPAs to Net Advances (%)	1.55%	3.30%
(ii) Movement of NPAs (Gross)		
(a) Opening Balance	1,51,944.37	65,007.85
(b) Additions during the year	12,128.07	1,25,309.58
(c) Reductions during the year	86,702.56	38,373.06
(d) Closing Balance	77,369.88	1,51,944.37
(iii) Movement of Net NPAs		
(a) Opening Balance	1,29,562.14	56,576.81
(b) Additions during the year	10,915.36	1,11,577.10
(c) Reductions during the year	77,070.28	38,591.77
(d) Closing Balance	63,407.11	1,29,562.14
(iv) Movement of provisions for NPAs (excluding provisions on standard assets)		
(a) Opening Balance	22,382.24	8,431.05
(b) Provisions made during the year	2,149.41	17,967.85
(c) Write-off / write back of excess provisions	10,568.68	4,016.66
(d) Closing Balance	13,962.76	22,382.24

d) Measurement of Complaints

(a) No. of complaints pending at the beginning of the year	Nil
(b) No. of complaints received during the year	3
(c) No. of complaints redressed during the year	3
(d) No. of complaints pending at the end of the year	Nil

Handwritten signatures and stamps are present at the top of the page.

ICL Fincorp Limited**Notes to the Standalone financial statements for the quarter ended 30-June-2023***(All amounts are in Thousands of Indian Rupees unless otherwise stated)***40 Details of Auction held during the year**

	As at 30-Jun-2023	As at 31-Mar-2023
No. of Loan accounts	-	4,123
Principal amount Outstanding at the dates of auction(A)	-	1,70,293.25
Interest and Other charges Outstanding at the dates of auction(B)	-	76,406.33
Total(A+B)	-	2,46,699.58
Value fetched*	-	2,16,816.57

*excluding GST / Sales tax collected from the buyer.

No sister concerns participated in the auctions held during the period.

41 Disclosure on the following matters required under schedule III as amended not being applicable in case of the company, same are not covered such as :

a) No proceedings have been initiated or pending against the company under the Benami Transactions (Prohibition) Act, 1988 (45 of 1988) and rules made thereunder;

b) The company has not been declared willful defaulter by any bank or financial institution or government or any government authority.

c) No registration or satisfaction of charges are pending to be filed with ROC.

d) The company has not entered into any scheme of arrangement.

e) There are no transactions which have not been recorded in the books.

f) The company has not traded or invested in crypto currency or virtual currency during the financial year.

g) The company does not have any transaction with companies struck off under section 248 of the Companies Act 2013.

h) Utilisation of Borrowed funds or share premium :

No funds have been advanced or loaned or invested (either borrowed funds or share premium or any other sources or kind of funds) by the company to or in any other person(s) or entity(ies), including foreign entities (Intermediaries) with the understanding (whether recorded in writing or otherwise) that the Intermediary shall directly or indirectly lend or invest in other persons or entities identified in any manner whatsoever by or on behalf of the company (Ultimate Beneficiaries) or provide any guarantee, security or the like to or on behalf of the Ultimate Beneficiaries.

No funds have been received by the company from any person(s) or entity(ies), including foreign entities (Funding Party) with the understanding (whether recorded in writing or otherwise) that the company shall, whether, directly or indirectly lend or invest in other persons or entities identified in any manner whatsoever by or on behalf of the Funding Party (Ultimate Beneficiaries) or provide any guarantee, security or the like on behalf of the Ultimate Beneficiaries.

42 Contingent Liabilities, Commitments And Contracts

	As at 30-Jun-2023	As at 31-Mar-2023
I. Contingent Liabilities		
Claims against the company not acknowledged as debts		
Demand from Income Tax Department on account of TDS default*	284.50	277.10
Guarantees	Nil	Nil
Other money for which the company is contingently liable	Nil	Nil
II. Commitments		
Estimated amounts of contracts remaining to be executed on capital account and not provided for.#	13,475.00	13,475.00
Uncalled liability on shares and other investments partly paid	Nil	Nil
Other commitments	Nil	Nil

*The Income Tax Department has raised demand of ₹2,84,499/- on account of TDS default. This happens due to clerical error in quarterly TDS return and the company proposes to revise the return to abolish errors. Since the company doesn't expect any liability after revising the return, no provision has been made in the books of accounts of the company.

Balance amount payable to Balagopal as per the Agreement for the purchase of land executed on 9th August 2019.



ICL Fincorp Limited**Notes to the Standalone financial statements for the quarter ended 30-June-2023**

(All amounts are in Thousands of Indian Rupees unless otherwise stated)

43 Utilisation of proceeds

During the period, the Company has raised Nil (Previous Year: ₹7,64,65,225) by way of Equity Shares, ₹30,36,83,000/- (Previous Year: ₹1,65,44,57,000/-) by way of secured Non-Convertible Debentures, ₹1,65,00,000/- by the way of Term Loan from Salem Erode Investments Limited (Previous Year: ₹4,00,00,000) and ₹20,00,00,000 (Previous Year: Nil) by the way of Term Loan from State Bank of India and the same has been utilised to meet the working capital requirements of the Company.

44 Capital Management

The Company's policy is to maintain a strong capital base so as to maintain investor, creditor and market confidence and to sustain future development of the business. The Company has adequate cash and cash equivalents. The company monitors its capital by a careful scrutiny of the cash and cash equivalents, and a regular assessment of any debt requirements. In the absence of any debt, the maintenance of debt equity ratio etc. may not be of any relevance to the Company.

45 Fraud

During the year there have been certain instances of fraud on the Company by employees, where gold loan related misappropriations have occurred for amounts aggregating ₹ 3,19,00,000/-, out of which ₹ 59,00,000/- has been recovered and the balance amount of ₹ 2,60,00,000 has been written off as bad debts in the books of accounts. The Company has initiated necessary legal actions against the employees.

46 Comparatives

Previous year figures have been regrouped/reclassified, wherever considered necessary, to conform to this period's classification.

As per our report of even date

For Manikandan and Associates

Chartered Accountants

ICAI Firm Reg No: 0085205



C.K. Manikandan

[Partner]

Membership no: 206654

Place: Chalakudy

Date: 03-10-2023

For and on behalf of the board of directors of


ICL Fincorp Limited



K.G. Anilkumar

[Managing Director]

(DIN:00766739)



Madhavankutty T

[Chief Financial Officer]

Place: Irinjalakuda

Date: 03-10-2023



Umadevi Anilkumar

[Whole Time Director]

(DIN: 06434467)



Yashraj T V

[Company Secretary]




ICL Fincorp Limited
Schedule to the Standalone Balance Sheet of a NBFC

(₹ in lakhs)

Sl. No	Particulars		
		Amount outstanding	Amount overdue
(1)	Liabilities side:		
	Loans and advances availed by the NBFCs inclusive of interest accrued thereon but not paid:		
	(a) Debentures : Secured	35,147.94	30.36
	: Unsecured (other than falling within the meaning of public deposits*)	-	-
	(b) Deferred Credits	-	-
	(c) Term Loans	3,936.21	-
	(d) Inter-corporate loans and borrowing	1,970.36	-
	(e) Commercial paper	-	-
	(f) Public Deposits*	-	-
	(g) Other Loans (specify nature)	2,483.61	-
	(i) Subordinated Bond	-	-
	(ii) Overdraft	-	-
	(iii) Loan against deposit	-	-
	(iv) Loan from Director	5.91	-
	*Please see Note 1 below		
(2)	Break-up of (1)(f) above (Outstanding public deposits inclusive of interest accrued thereon but not paid) :		
	(a) In the form of Unsecured debentures	-	-
	(b) In the form of partly secured debentures i.e. debentures where there is a shortfall in the value of security	-	-
	(c) Other public deposits	-	-
	* Please see Note 1 below		
	Assets side:	Amount outstanding	
(3)	Break-up of Loans and Advances including bills receivables [other than those included in (4) below]:		
	(a) Secured	41,015.20	
	(b) Unsecured	284.87	
(4)	Break-up of Leased Assets and stock on hire and other assets counting towards AFC activities		
	(i) Lease assets including lease rentals under sundry debtors:		
	(a) Financial lease	-	
	(b) Operating lease	-	
	(ii) Stock on Hire including hire charges under sundry debtors:		
	(a) Asset on Hire	-	
	(b) Repossessed assets	-	
	(iii) Other loan counting towards AFC activities		
	(a) Loans where assets have been repossessed	-	
	(b) Loans other than (a) above	-	

Handwritten signature

Handwritten signature

Handwritten signature

(5)	Break-up of Investments:	
	<u>Current Investments :</u>	
	1. Quoted	
	(i) Shares: (a) Equity	94.25
	(b) Preference	-
	(ii) Debentures and Bonds	-
	(iii) Units of Mutual funds	0.49
	(iv) Government securities	-
	(v) Others (please specify)	-
	2. Unquoted:	
	(i) Shares: (a) Equity	-
	(b) Preference	-
	(ii) Debentures and Bonds	-
	(iii) Units of Mutual funds	-
	(iv) Government securities	-
	(v) Others (please specify)	-
	<u>Long term Investments:</u>	
	1. Quoted	
	(i) Shares: (a) Equity	2,267.65
	(b) Preference	-
	(ii) Debentures and Bonds	-
	(iii) Units of Mutual funds	-
	(iv) Government securities	-
	(v) Others (please specify)	339.98
	2. Unquoted:	
	(i) Shares: (a) Equity	-
	(b) Preference	-
	(ii) Debentures and Bonds	-
	(iii) Units of Mutual funds	-
	(iv) Government securities	-
	(v) Others (please specify)	-
(6)	Borrower Group-wise classification of assets financed as in (3) and (4) above :	
	Please see Note 2 below	
	Category	Amount net of provisions
		Secured Unsecured Total
	1. Related Parties**	
	(a) Subsidiaries	- - -
	(b) Companies in the same group	- 126.99 126.99
	(c) Other related Parties	- - -
	2. Other than related parties	40,805.53 143.60 40,949.13
	Total	40,805.53 270.60 41,076.12

Handwritten signature

Handwritten signature




Handwritten signature

(7)	Investor group-wise classification of all investments (current and long term) in shares and securities (both quoted and unquoted): Please see note 3 below		
	Category	Market value/Break-up or fair value or NAV	Book value (net of Provisions)
	1. Related Parties**		
	(a) Subsidiaries	7,382.36	2,267.65
	(b) Companies in the same group	Nil	Nil
	(c) Other related Parties	Nil	Nil
	2. Other than related parties	434.73	434.73
	Total	7,817.09	2,702.38
**As per Accounting Standard of ICAI (Please see Note 3)			
(8)	Other information		
	Particulars	Amount	
	(i) Gross Non-Performing Assets		
	(a) Related Parties	-	
	(b) Other than related parties	773.70	
	(ii) Net Non-Performing Assets		
	(a) Related Parties	-	
	(b) Other than related parties	691.14	
(iii) Asset acquired in Satisfaction of Debt	-		

Notes:

- 1) As defined in point xix of paragraph 3 of Chapter -2 of these Directions.
- 2) Provisioning norms shall be applicable as prescribed in these Directions.
- 3) All Relevant Accounting Standards and Guidance Notes issued by ICAI are applicable including for valuation of investments and other assets as also assets acquired in satisfaction of debt. However, Market value in respect of quoted investments and break up/fair value/NAV in respect of unquoted investments should be disclosed irrespective of whether they are classified as long term or current in column (5) above.

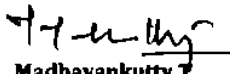
As per our report of even date
For Manikandan and Associates
Chartered Accountants
ICAI Firm Reg No.: 0085205



C K Manikandan
[Partner]
Membership no.: 208654

Place: Chalakudy
Date: 03-10-2023

For and on behalf of the board of directors of
ICL Fincorp Limited


K G Anilkumar
[Managing Director]
(DIN:00766739)


Madhavankutty T
[Chief Financial Officer]
Place: Irinjalakuda
Date: 03-10-2023


Umadevi Anilkumar
[Whole Time Director]
(DIN: 06434467)


Visalakshi V
[Company Secretary]





Independent Auditor's Report

To the members of ICLFincorp Limited

Report on the Audit of the Consolidated Financial Statements

Opinion

We have audited the accompanying Consolidated Financial statements of **M/s. ICL Fincorp Limited** ("the Holding Company") and its subsidiary, (the Holding Company and its subsidiary together referred to as the "Group"), which comprises the Consolidated Balance Sheet as at 31st March, 2023, and the Consolidated Statement of Profit and Loss (including Other Comprehensive Income), the Consolidated Cash Flow Statement and the Consolidated Statement of Changes in Equity for the year then ended, and the notes to Consolidated Financial statements, including a summary of the significant accounting policies and other explanatory information.

In our opinion and to the best of our information and according to the explanations given to us, the aforesaid consolidated financial statements give the information required by the Companies Act, 2013 ("the Act") in the manner so required and give a true and fair view in conformity with the Indian Accounting Standards prescribed under section 133 of the Act read with the Companies (Indian Accounting Standards) Rules, 2015, as amended, ("Ind AS") and other accounting principles generally accepted in India, of the consolidated state of affairs of the Group as at 31st March, 2023, and their consolidated profit, their consolidated total comprehensive income, their consolidated cash flows and their consolidated changes in equity for the year ended on that date.

Basis for Opinion

We conducted our audit of the consolidated financial statements in accordance with the Standards on Auditing specified under section 143(10) of the Act (SAs). Our responsibilities under those Standards are further described in the Auditor's Responsibility for the Audit of the Consolidated Financial Statements section of our report. We are independent of the Group in accordance with the Code of Ethics issued by the Institute of Chartered Accountants of India (ICAI) together with the ethical requirements that are relevant to our audit of the consolidated financial statements under the provisions of the Act and the Rules made thereunder, and we have fulfilled our other ethical responsibilities in accordance with these requirements and the ICAI's Code of Ethics. We believe that the audit evidence obtained by us is sufficient and appropriate to provide a basis for our audit opinion on the consolidated financial statements.

Key audit matters

Key audit matters are those matters that, in our professional judgment, were of most significance in our audit of the Consolidated financial statements of the current period. These matters were addressed in the context of our audit of the Consolidated financial statements as a whole, and in forming our opinion thereon, and we do not provide a separate opinion on these matters.

Reporting of key audit matters as per SA 701, Key Audit Matters are not applicable to the Company as it is an unlisted company.

Information other than the Consolidated financial statements and auditor's report thereon (Other Information).

The Holding Company's Board of Directors is responsible for the other information. The other information comprises the information included in the Annual Report but does not include the consolidated financial statements and our auditor's report thereon. The information included in the Annual Report is expected to be made available to us after the date of this auditor's report.

Our opinion on the consolidated financial statements does not cover the other information and we will not express any form of assurance conclusion thereon.

In connection with our audit of the consolidated financial statements, our responsibility is to read the other information identified above when it becomes available and, in doing so, consider whether the other information is materially inconsistent with the consolidated financial statements or our knowledge obtained in the audit, or otherwise appears to be materially misstated.

When we read the information included in the Annual Report, if we conclude that there is a material misstatement therein, we are required to communicate the matter to those charged with governance under SA 720 'The Auditor's responsibilities Relating to Other Information'.

Responsibilities of Management and Those Charged with Governance for the Consolidated Financial Statements.

The Holding Company's Board of Directors is responsible for the matters stated in section 134(5) of the Act with respect to the preparation and presentation of these consolidated financial statements that give a true and fair view of the consolidated financial position, consolidated financial performance including other comprehensive income, consolidated cash flows and consolidated changes in equity of the Group in accordance with the Ind AS and other accounting principles generally accepted in India. The respective Board of Directors of the companies included in the Group are responsible for maintenance of adequate accounting records in accordance with the provisions of the Act for safeguarding the assets of the Group and for preventing and detecting frauds and other irregularities; selection and application of appropriate accounting policies; making judgments and estimates that are reasonable and prudent; and design, implementation and maintenance of adequate internal financial controls, that were operating effectively for ensuring accuracy and completeness of the accounting records, relevant to the preparation and presentation of the financial statements that give a true and fair view and are free from material misstatement, whether due to fraud or error, which have been used for the purpose of preparation of the consolidated financial statements by the Directors of the Holding Company, as aforesaid.

In preparing the consolidated financial statements, the respective Board of Directors of the companies included in the Group are responsible for assessing the ability of the Group to continue as a going concern, disclosing, as applicable, matters related to going concern and using the going concern basis of accounting unless the management either intends to liquidate or to cease operations, or has no realistic alternative but to do so.

The respective Board of Directors of the companies included in the Group are also responsible for overseeing the Company's financial reporting process of the Group.

Auditor's responsibility for the audit of the consolidated financial statements

Our objectives are to obtain reasonable assurance about whether the consolidated financial statements as a whole are free from material misstatement, whether due to fraud or error, and to issue an auditor's report that includes our opinion. Reasonable assurance is a high level of assurance, but is not a guarantee that an audit conducted in accordance with SAs will always detect a material misstatement when it exists. Misstatements can arise from fraud or error and are considered material if, individually or in the aggregate, they could reasonably be expected to influence the economic decisions of users taken on the basis of these consolidated financial statements

As part of an audit in accordance with SAs, we exercise professional judgment and maintain professional skepticism throughout the audit. We also:

- Identify and assess the risks of material misstatement of the consolidated financial statements, whether due to fraud or error, design and perform audit procedures responsive to those risks, and obtain audit evidence that is sufficient and appropriate to provide a basis for our opinion. The risk of not detecting a material misstatement resulting from fraud is higher than for one resulting from error, as fraud may involve collusion, forgery, intentional omissions, misrepresentations, or the override of internal control.
- Obtain an understanding of internal control relevant to the audit in order to design audit procedures that are appropriate in the circumstances. Under section 143(3)(i) of the Act, we are also responsible for expressing our opinion on whether the Holding Company has adequate internal financial controls system in place and the operating effectiveness of such controls.
- Evaluate the appropriateness of accounting policies used and the reasonableness of accounting estimates and related disclosures made by the management.
- Conclude on the appropriateness of management's use of the going concern basis of accounting and, based on the audit evidence obtained, whether a material uncertainty exists related to events or conditions that may cast significant doubt on the ability of the Group to continue as a going concern. If we conclude that a material uncertainty exists, we are required to draw attention in our auditor's report to the related disclosures in the consolidated financial statements or, if such disclosures are inadequate, to modify our opinion. Our conclusions are based on the audit evidence obtained up to the date of our auditor's report. However, future events or conditions may cause the Group to cease to continue as a going concern.

- Evaluate the overall presentation, structure and content of the consolidated financial statements, including the disclosures, and whether the consolidated financial statements represent the underlying transactions and events in a manner that achieves fair presentation.
- Obtain sufficient appropriate audit evidence regarding the financial information of the entities or business activities within the Group to express an opinion on the consolidated financial statements. We are responsible for the direction, supervision and performance of the audit of the financial statements of such entities or business activities included in the consolidated financial statements of which we are the independent auditors.

Materiality is the magnitude of misstatements in the consolidated financial statements that, individually or in aggregate, makes it probable that the economic decisions of a reasonably knowledgeable user of the consolidated financial statements may be influenced. We consider quantitative materiality and qualitative factors in (i) planning the scope of our audit work and in evaluating the results of our work; and (ii) to evaluate the effect of any identified misstatements in the consolidated financial statements.

We communicate with those charged with governance of the Holding Company and such other entities included in the consolidated financial statements of which we are the independent auditors regarding, among other matters, the planned scope and timing of the audit and significant audit findings, including any significant deficiencies in internal control that we identify during our audit.

We also provide those charged with governance with a statement that we have complied with relevant ethical requirements regarding independence, and to communicate with them all relationships and other matters that may reasonably be thought to bear on our independence, and where applicable, related safeguards.

From the matters communicated with those charged with governance, we determine those matters that were of most significance in the audit of the consolidated financial statements of the current period and are therefore the key audit matters. We describe these matters in our auditor's report unless law or regulation precludes public disclosures about the matter or when, in extremely rare circumstances, we determine that a matter should not be communicated in our report because the adverse consequences of doing so would reasonably be expected to outweigh the public interest benefits of such communication.

Report on Other Legal and Regulatory Requirements

1. As required by Section 143(3) of the Act, based on our audit, we report, to the extent applicable, that:

a) We have sought and obtained all the information and explanations which to the best of our knowledge and belief were necessary for the purposes of our audit of the aforesaid consolidated financial statements.

b) In our opinion, proper books of account as required by law relating to preparation of the aforesaid consolidated financial statements have been kept so far as it appears from our examination of those books.

c) The Consolidated Balance Sheet, the Consolidated Statement of Profit and Loss including Other Comprehensive Income, the Consolidated Cash Flow Statement and Consolidated Statement of Changes in Equity dealt with by this Report are in agreement with the relevant

books of account maintained for the purpose of preparation of consolidated financial statements.

d) In our opinion, the aforesaid consolidated financial statements comply with the Ind AS specified under Section 133 of the Act.

e) On the basis of the written representations received from the directors of the Holding Company and Subsidiary companies on 31st March, 2023 taken on record by the Board of Directors of the Holding Company and subsidiary company, none of the directors of the Group companies are disqualified as on 31st March, 2023 from being appointed as a director in terms of Section 164(2) of the Act.

f) With respect to the adequacy of the internal financial controls over financial reporting of the Group and the operating effectiveness of such controls, refer to our separate Report in "Annexure A".

g) With respect to the other matters to be included in the Auditor's Report in accordance with Rule 11 of the Companies (Audit and Auditors) Rules, 2014, as amended in our opinion and to the best of our information and according to the explanations given to us:

- i. The Company has disclosed the impact of pending litigations on its financial position in its Consolidated financial statements - Refer Note 46 to the Consolidated financial statements.
- ii. The Group did not have any material foreseeable losses on long-term contracts including derivative contracts.
- iii. There were no amounts which were required to be transferred, to the Investor Education and Protection Fund by the Holding Company and its Subsidiary Company incorporated in India.
- iv. Under Rule 11(e)
 - (i) The management of the Holding Company and its subsidiary company which are incorporated in India have represented to us, to the best of its knowledge and belief, no funds have been advanced or loaned or invested (either from borrowed funds or share premium or any other sources or kind of funds) by the Holding Company or its Subsidiary to or in any other person(s) or entity(ies), including foreign entities ("Intermediaries"), with the understanding, whether recorded in writing or otherwise, that the Intermediary shall, directly or indirectly lend or invest in other persons or entities identified in any manner whatsoever by or on behalf of the Holding Company or its Subsidiary ("Ultimate Beneficiaries") or provide any guarantee, security or the like on behalf of the Ultimate Beneficiaries;
 - (ii) The management of the Holding company and its subsidiary company which are incorporated in India have represented to us, to the best of its knowledge and belief, no funds have been received by the Holding company or its Subsidiary company from any person(s) or entity(ies), including foreign entities ("Funding Parties"), with the understanding, whether recorded in writing or otherwise, as on the date of this audit report, that the Holding company or its Subsidiary company shall, directly or indirectly, lend or invest in other persons or entities identified in any manner whatsoever by or on behalf of the Funding Party ("Ultimate Beneficiaries") or provide any guarantee, security or the like on behalf of the Ultimate Beneficiaries; and

- (iii) Based on the audit procedures performed that have been considered reasonable and appropriate in the circumstances, and according to the information and explanations provided to us by the Management of Holding company and its subsidiary company in this regard nothing has come to our notice that has caused us to believe that the representations under sub-clause (i) and (ii) contain any material mis-statement.

2. With respect to the other matters to be included in the Auditor's Report in accordance with the requirements of section 197(16) of the Act, as amended, In our opinion and to the best of our information and according to the explanations given to us, the remuneration paid by the Holding Company to its directors during the year is in accordance with the provisions of section 197 of the Act.

For Manikandan & Associates
Chartered Accountants
ICAI Firm Reg No: 008520S


C K Manikandan
[Partner]

Membership No.208654
UDIN: 23208654BGSHV02083

Place: Chalakudy
Date: 2nd June, 2023



Annexure 'A' to the Independent Auditors' Report of ICL Fincorp Limited for the period ended 31st March, 2023

Report on the Internal Financial Controls over Financial Reporting under Clause (i) of Sub-section 3 of Section 143 of the Companies Act, 2013 ('the Act')

In conjunction with our audit of the consolidated Ind AS financial statements of the Company as of and for the year ended 31st March, 2023, we have audited the internal financial controls over financial reporting of ICL Fincorp Limited ('the Holding Company') and its subsidiary company, which includes internal financial controls over financial reporting of the Company's and its subsidiary which are companies incorporated in India, as of that date.

Management's Responsibility for Internal Financial Controls

The respective Board of Directors of the Holding company and its subsidiary company, which are companies incorporated in India, are responsible for establishing and maintaining internal financial controls based on the internal control with reference to Consolidated financial statements criteria established by the respective Companies considering the essential components of internal control stated in the guidance note on Audit of Internal Financial Controls Over Financial Reporting issued by the Institute of Chartered Accountants of India ('ICAI'). These responsibilities include the design, implementation and maintenance of adequate internal financial controls that were operating effectively for ensuring the orderly and efficient conduct of its business, including adherence to the respective company's policies, the safeguarding of its assets, the prevention and detection of frauds and errors, the accuracy and completeness of the accounting records, and the timely preparation of reliable financial information, as required under the Companies Act, 2013.

Auditors' Responsibility

Our responsibility is to express an opinion on the internal financial controls with reference to Consolidated financial statements of the Holding Company, its subsidiary company, which are incorporated in India, based on our audit. We conducted our audit in accordance with the guidance note on audit of internal financial controls over financial reporting (the 'Guidance Note') issued by the Institute of Chartered Accountants of India and the Standards on Auditing, prescribed under section 143 (10) of the Companies Act, 2013, to the extent applicable to an audit of internal financial controls. Those Standards and the Guidance Note require that we comply with ethical requirements and plan and perform the audit to obtain reasonable assurance about whether adequate internal financial controls with reference to Consolidated financial statements was established and maintained and if such controls operated effectively in all material respects.

Our audit involves performing procedures to obtain audit evidence about the adequacy of the internal financial controls system with reference to Consolidated financial statements and their operating effectiveness. Our audit of internal financial controls with reference to Consolidated financial statements included obtaining an understanding of internal financial controls with reference to Consolidated financial statements, assessing the risk that a material weakness exists, and testing and evaluating the design and operating effectiveness of internal control based on the assessed risk. The procedures selected depend on the auditor's judgment, including the assessment of the risks of material misstatement of the financial statements, whether due to fraud or error.

We believe that the audit evidence we have obtained is sufficient and appropriate to provide a basis for our audit opinion on the internal financial controls system with reference to Consolidated financial statements of the Holding Company and its subsidiary company, which is company incorporated in India.

Meaning of Internal Financial Controls with reference to Consolidated financial statements

A company's internal financial control with reference to Consolidated financial statements is a process designed to provide reasonable assurance regarding the reliability of financial reporting and the preparation of financial statements for external purposes in accordance with generally accepted accounting principles. A company's internal financial control with reference to Consolidated financial statements includes those policies and procedures that (i) pertain to the maintenance of records that, in reasonable detail, accurately and fairly reflect the transactions and dispositions of the assets of the company; (ii) provide reasonable assurance that transactions are recorded as necessary to permit preparation of Consolidated financial statements in accordance with generally accepted accounting principles, and that receipts and expenditures of the company are being made only in accordance with authorizations of management and directors of the company; and (iii) provide reasonable assurance regarding prevention or timely detection of unauthorized acquisition, use, or disposition of the company's assets that could have a material effect on the Consolidated financial statements.

Inherent Limitations of Internal Financial Controls with reference to Consolidated financial statements

Because of the inherent limitations of internal financial controls with reference to Consolidated financial statements, including the possibility of collusion or improper management override of controls, material misstatements due to error or fraud may occur and not be detected. Also, projections of any evaluation of the internal financial controls with reference to Consolidated financial statements to future periods are subject to the risk that the internal financial control with reference to Consolidated financial statements may become inadequate because of changes in conditions, or that the degree of compliance with the policies or procedures may deteriorate.

Opinion

In our opinion to the best of our information and according to the explanations given to us, the Holding Company and its subsidiary company, which are companies incorporated in India, have, in all material respects, an adequate internal financial control system with reference to Consolidated financial statements and such internal financial controls with reference to Consolidated financial statements were operating effectively as at 31st March, 2023, based on the criteria for internal financial control with reference to Consolidated financial statements established by the respective Companies considering the essential components of internal control stated in the guidance note on Audit of Internal Financial Controls Over Financial Reporting issued by the ICAI.

For Manikandan & Associates
Chartered Accountants
ICAI Firm Reg No: 008520S


C K Manikandan
[Partner]

Membership No.208654
UDIN: 23208654BGSHVO2083


Place: Chalakudy
Date: 02nd June, 2023

ICL Fincorp Limited
Consolidated Balance Sheet as at 31-March-2023
(All amounts are in Thousands of Indian Rupees unless otherwise stated)

Assets	Notes	31-Mar-23	31-Mar-22
Financial Assets			
Cash and Cash Equivalents	9	97,900.74	1,37,489.21
Bank Balances other than above	10	53,195.10	55,355.10
Loans	11	40,30,443.40	35,16,780.93
Investments	12	47,086.51	41,169.33
Other Financial Asset	13	3,43,887.64	2,56,851.19
		45,72,513.39	40,07,645.76
Non-Financial Assets			
Current tax assets	14	32,892.22	34,067.67
Deferred tax assets (net)	34	41,529.54	34,483.86
Property, Plant and Equipment	15(A)	3,25,518.70	2,45,857.38
Capital work in progress	15(B)	3,631.72	7,149.14
Right-of-Use Asset	15(C)	1,14,472.96	73,157.30
Goodwill		44,786.26	44,786.26
Other Intangible Assets	16	1,761.02	2,313.56
Other Non-Financial Asset	17	1,39,479.71	1,36,980.95
		7,04,072.14	5,78,796.12
TOTAL		52,76,585.53	45,86,441.88
Liabilities and Equity			
Financial Liabilities			
Trade payables	18		
(A) total outstanding dues of micro enterprises and small enterprises; and		632.41	567.71
(B) total outstanding dues of creditors other than micro enterprises and small enterprises.		13,749.97	9,830.50
Debt Securities	19	32,45,024.00	26,83,860.00
Borrowings (Other than Debt Securities)	20	2,08,965.68	2,78,885.85
Subordinate Liabilities	21	2,69,195.00	3,05,040.00
Lease Liability	15(C)	1,10,298.59	68,043.87
Other financial liabilities	22	4,41,299.16	3,64,321.39
		42,89,164.81	37,10,549.32
Non-Financial Liabilities			
Provisions	23	63,041.51	51,508.26
Other non-financial liabilities	24	11,030.96	14,532.85
		74,072.47	66,041.11
Equity			
Equity Share capital	25	4,73,935.61	4,43,349.52
Other Equity	26	3,77,143.19	3,03,995.90
Equity attributable to equity holders of parent		8,51,078.80	7,47,345.42
Non-controlling Interest		62,269.45	62,506.03
Total equity		9,13,348.25	8,09,851.45
TOTAL		52,76,585.53	45,86,441.88

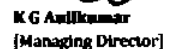
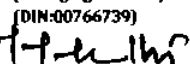
Summary of significant accounting policies 7
The accompanying notes are an integral part of the financial statements.



As per our report of even date
For Manikandan and Associates
Chartered Accountants
ICAI Firm Reg No.: 0085205


C K Manikandan
[Partner]
Membership no.: 208654
UDIN: 232086548GSHV02083

Place: Chalakudy
Date: 02-06-2023

For and on behalf of the board of directors of
ICL Fincorp Limited


K G Anilkumar
[Managing Director]
(DIN: 00766739)

Madhavankutty T
[Chief Financial Officer]
Place: Irinjalakuda
Date: 02-06-2023


Umadevi Anilkumar
[Whole Time Director]
(DIN: 06434467)

[Company Secretary]

ICL Fincorp Limited
Consolidated Statement of profit and loss for the year ended 31-March-2023
(All amounts are in Thousands of Indian Rupees unless otherwise stated)

	Notes	31-Mar-23	31-Mar-22
(I) Income			
Revenue from operations	27		
I) Interest Income		11,21,886.20	8,73,706.83
II) Revenue from other Financial Services		8,923.47	11,102.50
Other income	28	(4,426.84)	9,532.31
Total Income		11,26,382.83	8,94,341.64
(II) Expenses			
Finance costs	29	4,70,580.89	3,87,321.35
Impairment of Financial Instruments	30	6,677.42	(163.71)
Employee benefits expense	31	2,87,068.15	2,10,120.30
Depreciation and amortization expense	32	1,10,241.63	80,041.80
Other expenses	33	2,09,412.77	1,79,790.96
Total Expenses		10,83,980.86	8,57,110.71
(III) Profit/(loss) before tax (I) - (II)		42,401.96	37,230.92
(IV) Tax expenses	34		
Current tax		21,413.01	17,313.14
(Excess)/Short provision of Previous Years		(319.38)	(268.79)
Deferred tax(Income)/Expense		(9,054.02)	(6,957.25)
Total tax expenses		12,039.61	10,087.10
(V) Profit/(loss) for the year (III) - (IV)		30,362.35	27,143.82
(VI) Other comprehensive income			
Items that will not be re classified to profit or loss - Remeasurements of the defined benefit asset		964.36	825.66
Income tax relating to items that will not be reclassified to profit or loss		(35.13)	(653.56)
Total other comprehensive income		929.23	172.10
Total comprehensive income for the year (V) + (VI)		31,291.59	27,315.92
<i>(Comprising profit and other comprehensive income for the year)</i>			
Profit for the year attributable to			
Equity holders of the parent		30,604.04	25,363.10
Non-Controlling Interest		(241.69)	1,780.72
Other comprehensive income for the year, net of tax			
Equity holders of the parent		924.12	169.50
Non-Controlling Interest		5.11	2.60
Total comprehensive income for the year, net of tax			
Equity holders of the parent		31,528.15	25,532.60
Non-Controlling Interest		(236.58)	1,783.32
Earnings per equity share	35		
<i>(nominal value of share ₹10)</i>			
Basic (in ₹)		0.64	0.61
Diluted (in ₹)		0.64	0.61
Summary of significant accounting policies	7		
The accompanying notes are an integral part of the financial statements.			

As per our report of even date
For Manikandan and Associates
Chartered Accountants
 ICAI Firm Reg No.: 008520S

C K Manikandan
 [Partner]
 Membership no.: 208654
 UDIN: 23208654BGSHV02083

Place: Chalakudy
 Date: 02-06-2023

For and on behalf of the board of directors of
ICL Fincorp Limited

K G Anilkumar
 [Managing Director]
 (DIN:00766739)

Madhavankutty T
 [Chief Financial Officer]
 Place: Irinjalakuda
 Date: 02-06-2023

Umadevi Anilkumar
 [Whole Time Director]
 (DIN: 06434467)

Vishnu K V
 [Company Secretary]

ICI. Fincorp Limited
Consolidated Cash flow statement for the year ended 31-Mar-2023
(All amounts are in Thousands of Indian Rupees unless otherwise stated)

Particulars	31-Mar-23	31-Mar-22
Net Profit before tax	42,481.96	37,230.92
Adjustments for:		
Depreciation and amortization expense	1,10,241.63	80,041.80
Impairment on financial instruments	6,677.42	(311.83)
Provision for Gratuity	3,124.68	2,910.06
Provision for loss on account of fraud	4,080.90	8,719.01
Provision for TDS Default	(112.87)	455.45
Net (Gain)/Loss on current investment due to market fluctuation	9,256.57	(1,777.10)
Finance cost	13,591.92	9,598.23
Interest on Fixed deposit	(1,366.89)	(7,262.35)
Dividend on Investments	(777.39)	(870.60)
Lease payments	41,408.20	32,724.93
Profit/(Loss) on sale of Property, Plant and Equipment		(62.89)
Net (Gain)/Loss on sale of investments	436.98	(2,711.62)
Operating profit before working capital changes	2,28,963.10	1,58,684.01
Changes in working capital:		
Decrease / (Increase) in non-financial asset	(2,498.77)	(25,761.31)
Decrease / (increase) in loans	(5,20,339.89)	(4,95,676.30)
Decrease / (increase) in investments	(5,917.18)	(12,394.35)
Decrease / (increase) in current tax assets	1,175.45	(943.69)
Decrease / (Increase) in other financial asset	(87,036.45)	(66,067.73)
Increase / (decrease) in trade payables	3,984.17	1,947.09
Increase / (decrease) in other financial liabilities	76,977.77	59,568.72
Increase / (decrease) in Lease Liability (Net)	42,254.72	31,537.48
Increase / (decrease) in other non-financial liabilities	(3,501.89)	3,497.99
Cash generated from / (used in) operations	(2,65,938.96)	(3,45,608.06)
Net Income Taxes Paid	(13,986.39)	(14,491.53)
Net cash flow from / (used in) operating activities (A)	(2,79,925.35)	(3,60,099.61)
Cash flows from investing activities		
Net Gain/(Loss) on sale of investments	(436.98)	2,711.62
Net (Gain)/Loss on current investment due to market fluctuation	(9,256.57)	1,266.28
Purchase of property, plant and equipments including CWIP	(1,48,682.81)	(1,72,610.37)
Dividend on Investments	777.39	870.60
Purchase of intangible assets	(180.21)	(75.00)
Sale of property, plant and equipments		310.54
Bank balance not considered as cash and cash equivalents	2,160.00	(45,180.16)
Net cash flow from / (used in) investing activities (B)	(1,55,619.18)	(2,12,706.50)
Cash flows from financing activities		
Proceed from Debt Security (Net)	5,61,164.00	5,11,093.00
Proceed from Borrowings (Net)	(69,920.16)	2,63,466.39
Proceed from Subordinate Liabilities (Net)	(35,845.00)	(74,862.00)
Finance cost	(13,591.92)	(9,598.23)
Interest on Fixed deposit	1,366.89	7,262.35
Proceeds from issue of equity share capital	76,465.23	
Payment of Preference dividend	(3,989.14)	(116.06)
Lease payments	(41,408.20)	(32,724.93)
Right to Use Asset (Net)	(78,285.63)	(64,578.06)
Net cash flow from / (used in) in financing activities (C)	3,95,956.87	5,99,941.65
Net increase/(decrease) in cash and cash equivalents (A + B + C)	(39,588.46)	27,135.55
Cash and cash equivalents at the beginning of the year	1,37,489.21	1,10,353.65
Cash and cash equivalents at the end of the year	97,900.74	1,37,489.21
Components of cash and cash equivalents		
Cash on hand	26,078.10	45,895.08
With banks	71,822.64	91,594.13
Total cash and cash equivalents (Note 9)	97,900.74	1,37,489.21
Summary of significant accounting policies		

As per our report of even date
For Manikandan and Associates
Chartered Accountants
ICAI Firm Reg No.: 0085205

C K Manikandan
[Partner]
Membership no.: 208654
UDIN: 23208654BGSHVU2083

Place: Chalakudy
Date: 02-06-2023

For and on behalf of the board of directors of
ICI, Fincorp Limited

K G Anilkumar
[Managing Director]
(DIN: 00766739)

Madhavankutty P
[Chief Financial Officer]
Place: Irinjalekuda
Date: 02-06-2023

Umadevi Anilkumar
[Whole Time Director]
(DIN: 06424467)

Vishal
[Company Secretary]

ICL Fincorp Limited
Consolidated Statement of changes in equity for the year ended 31-March-2023
(All amounts are in Thousands of Indian Rupees unless otherwise stated)

A Equity Share capital

Balance at the beginning of the reporting period At 1-Apr-2021

Changes in equity share capital during the year

Balance at the end of the reporting period As at 31-Mar-2022

Changes in equity share capital during the year

Balance at the end of the reporting period As at 31-Mar-2023

Number	Amount
4,43,34,952	4,43,349.52
4,43,34,952	4,43,349.52
30,58,609	30,586.09
4,73,93,561	4,73,935.61

B Other Equity

	Reserves and Surplus				Other comprehensive income (Actuarial gain/(loss))	Total
	Statutory Reserves	Impairment Reserves	Securities Premium	Retained Earnings		
Balance as at 01-Apr-2021	12,041.97	5,120.21	2,43,376.88	22,393.45	(544.41)	2,82,388.09
Dividends	-	-	-	(3,924.79)	-	(3,924.79)
Transfer to/from retained earnings	6,000.00	3,681.75	-	(9,681.75)	-	-
Other Additions/ Deductions during the year	-	-	-	-	-	-
Other Comprehensive Income (Net of Taxes)	-	-	-	-	169.50	169.50
Securities premium received during the year	-	-	-	-	-	-
Profit for the year (net of taxes)	-	-	-	25,363.10	-	25,363.10
Balance as at 31-Mar-2022	18,041.97	8,801.96	2,43,376.88	34,150.01	(374.92)	3,03,995.90

trailing

cdy

[Signature]



ICL Fincorp Limited
Consolidated Statement of changes in equity for the year ended 31-March-2023
(All amounts are in Thousands of Indian Rupees unless otherwise stated)

B Other Equity (Contd.)

	Reserves and Surplus			Other Comprehensive Income	Total
	Statutory Reserves	Impairment Reserves	Securities Premium Reserves	Retained Earnings	
Balance as at 31-Mar-2022	18,041.97	8,801.96	2,43,376.88	34,150.01	3,03,995.90
Dividends	-	-	-	(4,260.00)	(4,260.00)
Transfer to/from retained earnings	6,470.00	12,908.99	-	(19,378.99)	-
Other Additions/ Deductions during the year	-	-	-	-	-
Other Comprehensive Income (Net of Taxes)	-	-	-	924.12	924.12
Securities premium received during the year	-	-	45,879.14	-	45,879.14
Profit for the period (net of taxes)	-	-	-	-	30,604.04
Balance as at 31-Mar-2023	24,511.97	21,710.95	2,89,256.01	41,115.06	3,77,143.19

As per our report of even date
For Manikandan and Associates
Chartered Accountants
ICAI Firm Reg No.: 008520S

C K Manikandan
[Partner]
Membership no.: 208654
UDIN: 23208654BGSHVO2083

Place: Chalakudy
Date: 02-06-2023

For and on behalf of the board of directors of
ICL Fincorp Limited

K G Anilkumar
[Managing Director]
(DIN: 00766739)

Madhavan Kutty P
[Chief Financial Officer]
Place: Irinjalakuda
Date: 02-06-2023

Uma Devi Anilkumar
[Whole Time Director]
(DIN: 06434467)

Isakia TV
[Company Secretary]

ICL Fincorp Limited

Notes to the Consolidated financial statements for the year ended 31-March-2023

(All amounts are in Thousands of Indian Rupees unless otherwise stated)

1 CORPORATE INFORMATION

ICL Fincorp Limited ('the Company' or 'the Holding Company') was incorporated as Jawahar Finance Limited on 9th December, 1991 at Chennai. The Company was later renamed to Irinjalakuda Credits & Leasing Company Limited on 26th April, 2004, which was further renamed to ICL Fincorp Limited on 8th May, 2016. The company is a non-deposit accepting Non Banking Financial Company (NBFC) which provides a wide range of fund-based services including Gold loans, Business loans, Hypothecation loans, Property loans etc. The company currently operates through 164 branches spread across country.

The Company has one subsidiary, Salem Erode Investments Limited which is incorporated in India. The date of acquisition was on 17th February, 2020. The Company along with the subsidiary is collectively referred to as "Group".

Salem Erode Investments Limited was incorporated as a non-banking financial company (NBFC) registered with the Reserve Bank of India under the category of Loan Company.

2 BASIS OF PREPARATION

The consolidated financial statements of the Group have been prepared in accordance with Indian Accounting Standards (Ind AS) notified under the Companies (Indian Accounting Standards) Rules, 2015 (as amended from time to time). The consolidated financial statements have been prepared under the historical cost convention, as modified by the application of fair value measurements required or allowed by relevant Accounting Standards. Accounting policies have been consistently applied to all periods presented, unless otherwise stated.

The Group has adopted Indian Accounting Standards ("Ind AS") with effect from 1 April, 2019 and the effective date of transition being 1 April, 2018. Accordingly, the above financial statements have been prepared in accordance with the Indian Accounting Standards prescribed under Section 133 of the Companies Act, 2013 read with relevant rules issued thereunder and other accounting principles generally accepted in India mainly considering the Master Directions issued by the Reserve Bank of India ("RBI") as applicable to a non deposit accepting NBFC. The financial statements for the year ended 31 March, 2019 and the opening Balance Sheet as at 1 April, 2018 have been restated in accordance with Ind AS for comparative information.

The preparation of Consolidated financial statements requires the use of certain critical accounting estimates and assumptions that affect the reported amounts of assets, liabilities, revenues and expenses and the disclosed amount of contingent liabilities. Areas involving a higher degree of judgement or complexity, or areas where assumptions are significant to the Group are discussed in Note 8 - Significant accounting judgements, estimates and assumptions.

The Consolidated financial statements are presented in Indian Rupees (INR) except when otherwise indicated.

3 PRESENTATION OF FINANCIAL STATEMENT

The Consolidated financial statements of the Group are presented as per Schedule III (Division III) of the Companies Act, 2013 applicable to NBFCs, as notified by the Ministry of Corporate Affairs (MCA). Financial assets and financial liabilities are generally reported on a gross basis except when there is an unconditional legally enforceable right to offset the recognised amounts without being contingent on a future event and the parties intend to settle on a net basis in the following circumstances:

- (i) The normal course of business
- (ii) The event of default
- (iii) The event of insolvency or bankruptcy of the Company and/or its counterparties.

4 STATEMENT OF COMPLIANCE

These Consolidated financial statements of the Group have been prepared in accordance with Indian Accounting Standards as per the Companies (Indian Accounting Standards) Rules, 2015 as amended and notified under Section 133 of the Companies Act, 2013 and the other relevant provisions of the Act.

5 NEW ACCOUNTING STANDARDS ISSUED BUT NOT EFFECTIVE / RECENT ACCOUNTING DEVELOPMENTS

MCA notifies new standards or amendments to the existing standards. On March 31, 2023 MCA amended the Companies (Indian Accounting Standards) Amendment Rules, 2023 which was effective from April 01, 2023 and hence not made applicable this year.

6 BASIS OF CONSOLIDATION

The consolidated financial statements comprise the financial statements of the Company and its subsidiary as at 31st March, 2023. The Company consolidates a subsidiary when it controls it. Control is achieved when the Group is exposed, or has rights, to variable returns from its involvement with the investee and has the ability to affect those returns through its power over the investee.

Generally, there is a presumption that a majority of voting rights result in control. To support this presumption and when the Group has less than a majority of the voting or similar rights of an investee, the Group considers all relevant facts and circumstances in assessing whether it has power over an investee, including:

The contractual arrangement with the other vote holders of the investee

- Rights arising from other contractual arrangements
- The Group's voting rights and potential voting rights

The size of the Group's holding of voting rights relative to the size and dispersion of the holdings of the other voting rights holders

The Group re-assesses whether or not it controls an investee if facts and circumstances indicate that there are changes to one or more of the three elements of control. Consolidation of a subsidiary begins when the Group obtains control over the subsidiary and ceases when the Group loses control of the subsidiary. Assets, liabilities, income and expenses of a subsidiary acquired or disposed of during the year are included in the consolidated financial statements from the date the Group gains control until the date the Group ceases to control the subsidiary.



ICL Fincorp Limited

Notes to the Consolidated financial statements for the year ended 31-March-2023

(All amounts are in Thousands of Indian Rupees unless otherwise stated)

Consolidated financial statements are prepared using uniform accounting policies for like transactions and other events in similar circumstances. If a member of the Group uses accounting policies other than those adopted in the consolidated financial statements for like transactions and events in similar circumstances, appropriate adjustments are made to that Group member's financial statements in preparing the consolidated financial statements to ensure conformity with the Group's accounting policies.

The financial statements of all entities used for the purpose of consolidation are drawn up to same reporting date as that of the parent company, i.e., year ended on 31 March.

Consolidation procedure:

- a) Combine like items of assets, liabilities, equity, income, expenses and cash flows of the parent with those of its subsidiary. For this purpose, income and expenses of the subsidiary are based on the amounts of the assets and liabilities recognised in the consolidated financial statements at the acquisition date.
- b) Offset (eliminate) the carrying amount of the parent's investment in subsidiary and the parent's portion of equity of subsidiary. Business combinations policy explains how to account for any related goodwill.
- c) Eliminate in full intragroup assets and liabilities, equity, income, expenses and cash flows relating to transactions between entities of the Group (profits or losses resulting from intragroup transactions that are recognised in assets, such as inventory and fixed assets, are eliminated in full). Intragroup losses may indicate an impairment that requires recognition in the consolidated financial statements. Ind AS 12 Income Taxes applies to temporary differences that arise from the elimination of profits and losses resulting from intragroup transactions.

Profit or loss and each component of OCI are attributed to the equity holders of the parent of the Group and to the non-controlling interests, even if this results in the non-controlling interests having a deficit balance.

When necessary, adjustments are made to the financial statements of subsidiary to bring their accounting policies in line with the Group's accounting policies. All intra-group assets, liabilities, equity, income, expenses and cash flows relating to transactions between members of the Group are eliminated in full on consolidation.

7 SIGNIFICANT ACCOUNTING POLICIES (ALSO REFER NOTE 2 ABOVE)

Significant Accounting Policies adopted in the Preparation and Presentation of Financial Statements are as under:-

A. FINANCIAL INSTRUMENTS

(i) Classification of financial instruments

The Group classifies its financial assets into the following measurement categories:

- i) Financial assets to be measured at amortised cost.
- ii) Financial assets to be measured at fair value through other comprehensive income.
- iii) Financial assets to be measured at fair value through profit or loss account.

The classification depends on the contractual terms of the financial assets' cash flows and the Group's business model for managing financial assets. The Group determines its business model at the level that best reflects how it manages groups of financial assets to achieve its business objective. The business model is assessed on the basis of aggregated portfolios based on observable factors. These factors include:

- Reports reviewed by the entity's key management personnel on the performance of the financial assets.
- The risks impacting the performance of the business model (and the financial assets held within that business model) and its management thereof.
- The compensation of the managing teams (for example, whether the compensation is based on the fair value of the assets managed or on the contractual cash flows collected)
- The expected frequency, value and timing of trades. The business model assessment is based on reasonably expected scenarios without taking 'worst case' or 'stress case' scenarios into account.

The Group also assesses the contractual terms of financial assets on the basis of its contractual cash flow characteristics that are solely for the payments of principal and interest on the principal amount outstanding. 'Principal' is defined as the fair value of the financial asset at initial recognition and may change over the life of the financial asset (for example, if there are repayments of principal or amortisation of the premium/discount).

In making this assessment, the Group considers whether the contractual cash flows are consistent with a basic lending arrangement i.e. interest includes only consideration for the time value of money, credit risk, other basic lending risks and a profit margin that is consistent with a basic lending arrangement. Where the contractual terms introduce exposure to risk or volatility that are inconsistent with a basic lending arrangement, the related financial asset is classified and measured at fair value through profit or loss.

The Group classifies its financial liabilities at amortised costs unless it has designated liabilities at fair value through the profit and loss account or is required to measure liabilities at fair value through profit or loss such as derivative liabilities.

ICL Fincorp Limited

Notes to the Consolidated financial statements for the year ended 31-March-2023

(All amounts are in Thousands of Indian Rupees unless otherwise stated)

(II) Financial assets measured at amortised cost

These Financial assets comprise bank balances, Loans, investments and other financial assets.

Financial Assets with contractual terms that give rise to cash flows on specified dates, and represent solely payments of principal and interest on the principal amount outstanding, and are held within a business model whose objective is achieved by holding to collect contractual cash flows are measured at amortised cost.

These financial assets are initially recognised at fair value plus directly attributable transaction costs and subsequently measured at amortised cost. Transaction costs are incremental costs that are directly attributable to the acquisition, issue or disposal of a financial asset or a financial liability.

(III) Financial assets measured at fair value through other comprehensive income

Debt Instruments

Investments in debt instruments are measured at fair value through other comprehensive income where they have:

- a) contractual terms that give rise to cash flows on specified dates, that represent solely payments of principal and interest on the principal amount outstanding; and
- b) are held within a business model whose objective is achieved by both collecting contractual cash flows and selling financial assets.

These debt instruments are initially recognised at fair value plus directly attributable transaction costs and subsequently measured at fair value. Gains and losses arising from changes in fair value are included in other comprehensive income (a separate component of equity). Impairment losses or reversals, interest revenue and foreign exchange gains and losses are recognised in profit and loss. Upon disposal, the cumulative gain or loss previously recognised in other comprehensive income is reclassified from equity to the statement of profit and loss. As at the reporting date the Group does not have any financial instruments measured at fair value through other comprehensive income.

Equity Instruments

Investments in equity instruments are generally accounted for as at fair value through the profit and loss account unless an irrevocable election has been made by management to account for at fair value through other comprehensive income. Such classification is determined on an instrument by instrument basis. Contingent consideration recognised by the Group in a business combination to which Ind AS 103 'Business Combination' applies are measured at fair value through profit and loss account, where amounts presented in other comprehensive income for equity instruments are not subsequently transferred to profit or loss. Dividends on such instruments are recognised in profit or loss. As at the reporting date the Group does not have any equity instruments measured at fair value through other comprehensive income.

(IV) Items at fair value through profit or loss

Items at fair value through profit or loss comprise:

- Investments (including equity shares) held for trading;
- Items specifically designated as fair value through profit or loss on initial recognition; and
- Debt Instruments with contractual terms that do not represent solely payments of principal and interest.

Financial instruments held at fair value through profit or loss are initially recognised at fair value, with transaction costs recognised in the statement of profit and loss as incurred. Subsequently, they are measured at fair value and any gains or losses are recognised in the statement of profit and loss as they arise.

Financial instruments held for trading

A financial instrument is classified as held for trading if it is acquired or incurred principally for selling or repurchasing in the near term, or forms part of a portfolio of financial instruments that are managed together and for which there is evidence of short-term profit taking, or it is a derivative not designated in a qualifying hedge relationship.

Trading derivatives and trading securities are classified as held for trading and recognised at fair value.

(V) Debt securities and other borrowed funds

After initial measurement, debt issued and other borrowed funds are subsequently measured at amortised cost. Amortised cost is calculated by taking into account any discount or premium on issue funds, and transaction costs that are an integral part of the Effective Interest Rate (EIR).

(VI) Recognition and derecognition of financial assets and liabilities

A financial asset or financial liability is recognised in the balance sheet when the Group becomes a party to the contractual provisions of the instrument, which is generally on trade date. Loans and receivables are recognised when cash is advanced (or settled) to the borrowers. Financial assets at fair value through profit or loss are recognised initially at fair value. All other financial assets are recognised initially at fair value plus directly attributable transaction costs.

The Group derecognises a financial asset when the contractual cash flows from the asset expire or it transfers its rights to receive contractual cash flows on the financial asset in a transaction in which substantially all the risks and rewards of ownership are transferred. Any interest in transferred financial assets that is created or retained by the Group is recognised as a separate asset or liability. A financial liability is derecognised from the balance sheet when the Group has discharged its obligation or the contract is cancelled or expires.

Handwritten signature

Handwritten signature

Handwritten signature

Handwritten signature



ICL Fincorp Limited

Notes to the Consolidated financial statements for the year ended 31-March-2023

(All amounts are in Thousands of Indian Rupees unless otherwise stated)

(VII) Impairment of financial assets

The Group recognises impairment allowance for expected credit loss on financial assets held at amortised cost. In addition to that the Group has provided for Non-Performing Assets (NPA) as per Prudential Norms of RBI.

The Group recognises loss allowances (provisions) for expected credit losses on its financial assets (including non-fund exposures) that are measured at amortised costs or at fair value through other comprehensive income account. The Group applies a three-stage approach to measuring expected credit losses (ECLs) for the following categories of financial assets that are not measured at fair value through profit or loss:

- debt instruments measured at amortised cost and fair value through other comprehensive income;

- loan commitments.

No ECL is recognised on equity investments.

Financial assets migrate through the following three stages based on the change in credit risk since initial recognition:

Stage 1: ECL

For exposures where there has not been a significant increase in credit risk since initial recognition and that are not credit impaired upon origination, ECL associated with the probability of default events is recognised.

Stage 2: Lifetime ECL – not credit impaired

For exposures where there has been a significant increase in credit risk since initial recognition but are not credit impaired, a lifetime ECL (i.e. reflecting the remaining lifetime of the financial asset) is recognised.

Stage 3: Lifetime ECL – credit impaired

Exposures are assessed as credit impaired when one or more events that have a detrimental impact on the estimated future cash flows of that asset have occurred. For exposures that have become credit impaired, a lifetime ECL is recognised.

The company has identified the following stage classification to be the most appropriate for its loans:

Stage 1: 0 to 60 DPD

Stage 2: 61 to 90 DPD

Stage 3: above 90 DPD

(VIII) Write-offs

The Group reduces the gross carrying amount of a financial asset when the Group has no reasonable expectations of recovering a financial asset in its entirety or a portion thereof. This is generally the case when the Group determines that the borrower does not have assets or sources of income that could generate sufficient cash flows to repay the amounts subjected to write-offs. Any subsequent recoveries against such loans are credited to the statement of profit and loss.

(IX) Determination of fair value

Fair value is the price that would be received to sell an asset or paid to transfer a liability in an orderly transaction between market participants at the measurement date, regardless of whether that price is directly observable or estimated using another valuation technique. In estimating the fair value of an asset or a liability, the Group takes into account the characteristics of the asset or liability if market participants would take those characteristics into account when pricing the asset or liability at the measurement date. The Financial assets and liabilities are presented in ascending order of their liquidity. Fair value for measurement and/or disclosure purposes in these financial statements is determined on such a basis, except for share-based payment transactions that are within the scope of Ind AS 102, leasing transactions that are within the scope of Ind AS 116, and measurements that have some similarities to fair value but are not fair value, such as value in use in Ind AS 36.

B. REVENUE FROM OPERATIONS

(I) Interest Income

Interest income is recognised by applying the Effective Interest Rate (EIR) to the gross carrying amount of financial assets other than credit-impaired assets.

The EIR in case of a financial asset is computed

- As the rate that exactly discounts estimated future cash receipts through the expected life of the financial asset to the gross carrying amount of a financial asset.
- By considering all the contractual terms of the financial instrument in estimating the cash flows.
- Including all fees received between parties to the contract that are an integral part of the effective interest rate, transaction costs, and all other premiums or discounts.

Any subsequent change in the estimation of the future cash flows is recognised in interest income with the corresponding adjustment to the carrying amount of the assets.

(II) Dividend Income

Dividend income is recognised

- when the right to receive the payment is established,
- it is probable that the economic benefits associated with the dividend will flow to the entity and
- the amount of the dividend can be measured reliably.

ICL Fincorp Limited

Notes to the Consolidated financial statements for the year ended 31-March-2023

(All amounts are in Thousands of Indian Rupees unless otherwise stated)

(III) Fees & Commission Income

Fees and commissions are recognised when the Group satisfies the performance obligation, at fair value of the consideration received or receivable based on a five-step model as set out below, unless included in the effective interest calculation:

Step 1: Identify contract(s) with a customer: A contract is defined as an agreement between two or more parties that creates enforceable rights and obligations and sets out the criteria for every contract that must be met.

Step 2: Identify performance obligations in the contract: A performance obligation is a promise in a contract with a customer to transfer a good or service to the customer.

Step 3: Determine the transaction price: The transaction price is the amount of consideration to which the Group expects to be entitled in exchange for transferring promised goods or services to a customer, excluding amounts collected on behalf of third parties.

Step 4: Allocate the transaction price to the performance obligations in the contract: For a contract that has more than one performance obligation, the Group allocates the transaction price to each performance obligation in an amount that depicts the amount of consideration to which the Group expects to be entitled in exchange for satisfying each performance obligation.

Step 5: Recognise revenue when (or as) the Group satisfies a performance obligation.

Processing fee which does not form part of effective interest rate is recognised as and when it accrues.

(III) Net gain on Fair value changes

Any differences between the fair values of financial assets classified as fair value through the profit or loss, held by the Group on the balance sheet date is recognised as an unrealised gain / loss. In cases there is a net gain in the aggregate, the same is recognised as Revenue and if there is a net loss the same is disclosed under as Expense in the statement of Profit and Loss.

However, net gain / loss on derecognition of financial instruments classified as amortised cost is presented separately under the respective head in the Statement of Profit and Loss.

C. EXPENSES

(I) Finance costs

Finance costs represents Interest expense recognised by applying the Effective Interest Rate (EIR) to the gross carrying amount of financial liabilities.

The EIR in case of a financial liability is computed

- As the rate that exactly discounts estimated future cash payments through the expected life of the financial liability to the gross carrying amount of the amortised cost of a financial liability.
- By considering all the contractual terms of the financial instrument in estimating the cash flows
- Including all fees received between parties to the contract that are an integral part of the effective interest rate, transaction costs, and all other premiums or discounts.

Any subsequent changes in the estimation of the future cash flows is recognised in interest income with the corresponding adjustment to the carrying amount of the assets.

(II) Employee benefits

Short term employee benefit

All employee benefits payable wholly within twelve months of rendering the service are classified as short-term employee benefits. These benefits include short term compensated absences such as paid annual leave. The undiscounted amount of short-term employee benefits expected to be paid in exchange for the services rendered by employees is recognised as an expense during the period. Benefits such as salaries and wages, etc. and the expected cost of the bonus/ex-gratia are recognised in the period in which the employee renders the related service.

Post-employment employee benefits

a) Defined contribution schemes

All the employees of the Group are entitled to receive benefits under the Provident Fund and Employees State Insurance scheme, defined contribution plans in which both the employee and the Group contribute monthly at a stipulated rate. The Group has no liability for future benefits other than its annual contribution and recognises such contributions as an expense in the period in which employee renders the related service. If the contribution payable to the scheme for service received before the Balance Sheet date exceeds the contribution already paid, the deficit payable to the scheme is recognised as a liability after deducting the contribution already paid. If the contribution already paid exceeds the contribution due for services received before the Balance Sheet date, then excess is recognised as an asset to the extent that the pre-payment will lead to a reduction in future payment or a cash refund.

Handwritten signature

Handwritten signature

Handwritten signature



Handwritten signature

Handwritten signature

ICL Fincorp Limited

Notes to the Consolidated financial statements for the year ended 31-March-2023

(All amounts are in Thousands of Indian Rupees unless otherwise stated)

b) Defined Benefit schemes

The Group provides for the gratuity, a defined benefit retirement plan covering all employees. The plan provides for lump sum payments to employees upon death while in employment or on separation from employment after serving for the stipulated years mentioned under 'The Payment of Gratuity Act, 1972'. The present value of the obligation under such defined benefit plan is determined based on actuarial valuation, carried out by an independent actuary at each Balance Sheet date, using the Projected Unit Credit Method, which recognizes each period of service as giving rise to an additional unit of employee benefit entitlement and measures each unit separately to build up the final obligation.

The obligation is measured at the present value of the estimated future cash flows. The discount rates used for determining the present value of the obligation under defined benefit plan are based on the market yields on Government Securities as at the Balance Sheet date.

An actuarial valuation involves making various assumptions that may differ from actual developments in the future. These include the determination of the discount rate, attrition rate, future salary increases and mortality rates. Due to the complexities involved in the valuation and its long-term nature, these liabilities are highly sensitive to changes in these assumptions. All assumptions are reviewed annually.

Re-measurement, comprising of actuarial gains and losses are recognized immediately in the balance sheet with a corresponding debit or credit to retained earnings through OCI in the period in which they occur. Re-measurements are not reclassified to profit and loss in subsequent periods.

The Group does not have a scheme of encashment of earned leave. The Earned leave which is not utilized during the year will be automatically lapsed at the end of the year and cannot be carried forward. Hence no provision has been made in the accounts for encashment of leave and carried forward of earned leave.

(III) Leases

Identification of Lease:

The Group's lease asset classes primarily consist of leases for land and buildings. The Group assesses whether a contract contains a lease, at inception of a contract. A contract is, or contains, a lease if the contract conveys the right to control the use of an identified asset for a period of time in exchange for consideration. To assess whether a contract conveys the right to control the use of an identified asset, the Group assesses whether:

- (i) the contract involves the use of an identified asset
- (ii) the Group has substantially all of the economic benefits from use of the asset through the period of the lease and
- (iii) the Group has the right to direct the use of the asset.

At the date of commencement of the lease, the Group recognizes a right-of-use (ROU) asset and a corresponding lease liability for all lease arrangements in which it is a lessee, except for leases with a term of 12 months or less (short-term leases). For these short-term leases, the Group recognizes the lease payments as an operating expense on a straight-line basis over the term of the lease.

For arrangements entered into prior to 1 April, 2018, the Group has determined whether the arrangement contain lease on the basis of facts and circumstances existing on the date of transition.

Certain lease arrangements includes the options to extend or terminate the lease before the end of the lease term. ROU assets and lease liabilities includes these options when it is reasonably certain that they will be exercised. The ROU assets are initially recognized at cost, which comprises the initial amount of the lease liability adjusted for ROU assets are depreciated from the commencement date on a straight-line basis over the shorter of the lease term and useful life of the underlying asset. ROU assets are evaluated for recoverability whenever events or changes in circumstances indicate that their carrying amounts may not be recoverable. For the purpose of impairment testing, the recoverable amount (i.e. the higher of the fair value less cost to sell and the value-in-use) is determined on an individual asset basis unless the asset does not generate cash flows that are largely independent of those from other assets. In such cases, the recoverable amount is determined for the Cash Generating Unit (CGU) to which the asset belongs.

The lease liability is initially measured at amortized cost at the present value of the future lease payments. The lease payments are discounted using the interest rate implicit in the lease or, if not readily determinable, using the incremental borrowing rates in the country of domicile of these leases. Lease liabilities are remeasured with a corresponding adjustment to the related ROU asset if the Group changes its assessment of whether it will exercise an extension or a termination option.

Lease liability and ROU assets have been separately presented in the Balance Sheet and lease payments have been classified as financing cash flows.

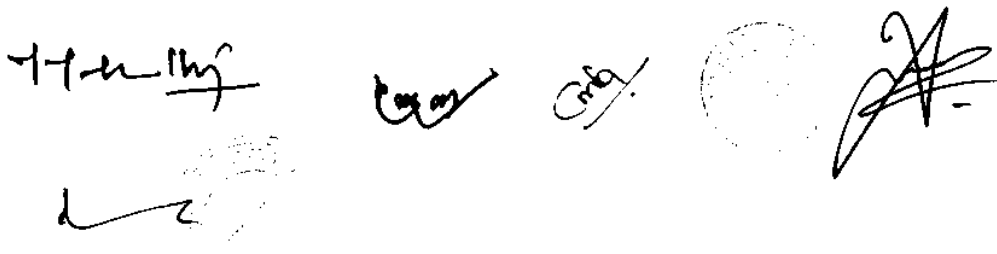
(IV) Other income and expenses

All Other income and expense are recognized in the period they occur.

(V) Impairment of non-financial assets

The carrying amount of assets is reviewed at each balance sheet date if there is any indication of impairment based on internal/external factors. An impairment loss is recognized wherever the carrying amount of an asset exceeds its recoverable amount. The recoverable amount is the greater of the assets, net selling price and value in use. In assessing value in use, the estimated future cash flows are discounted to their present value using a pre-tax discount rate that reflects current market assessments of the time value of money and risks specific to the asset.

In determining net selling price, recent market transactions are taken into account, if available. If no such transactions can be identified, an appropriate valuation model is used. After impairment, depreciation is provided on the revised carrying amount of the asset over its remaining useful life.

The bottom of the page contains several handwritten signatures in black ink. To the right of the signatures is a circular stamp, likely an official seal or logo, though its details are not clearly legible.

ICL Fincorp Limited

Notes to the Consolidated financial statements for the year ended 31-March-2023

(All amounts are in Thousands of Indian Rupees unless otherwise stated)

(VI) Taxes

Current Tax

Current tax assets and liabilities for the current and prior years are measured at the amount expected to be recovered from or paid to, the taxation authorities. The tax rates and tax laws used to compute the amount are those that are enacted, or substantively enacted, by the reporting date in the countries where the Group operates and generates taxable income.

Current income tax relating to items recognised outside profit or loss is recognised outside profit or loss (either in other comprehensive income or in equity). Current tax items are recognised in correlation to the underlying transaction either in OCI or directly in equity. Management periodically evaluates positions taken in the tax returns with respect to situations in which applicable tax regulations are subject to interpretation and establishes provisions where appropriate.

Deferred tax

Deferred tax assets and liabilities are recognised for temporary differences arising between the tax bases of assets and liabilities and their carrying amounts. Deferred income tax is determined using tax rates (and laws) that have been enacted or substantively enacted by the reporting date and are expected to apply when the related deferred income tax asset is realised or the deferred income tax liability is settled.

Deferred tax assets are only recognised for temporary differences, unused tax losses and unused tax credits if it is probable that future taxable amounts will arise to utilise those temporary differences and losses. Deferred tax assets are reviewed at each reporting date and are reduced to the extent that it is no longer probable that the related tax benefit will be realised.

Deferred tax assets and liabilities are offset where there is a legally enforceable right to offset current tax assets and liabilities and they relate to income taxes levied by the same tax authority on the same taxable entity, or on different tax entities, but they intend to settle current tax liabilities and assets on a net basis or their tax assets and liabilities are realised simultaneously.

Minimum Alternative Tax (MAT)

Minimum alternate tax (MAT) paid in a year is charged to the statement of profit and loss as current tax. Minimum Alternate Tax (MAT) paid in accordance with the tax laws, which gives future economic benefits in the form of adjustment to future income tax liability, is considered as an asset if there is convincing evidence that the Group will pay normal income tax. Accordingly, MAT is recognised as an asset in the Balance Sheet when it is highly probable that future economic benefit associated with it will flow to the Group.

D. CASH AND CASH EQUIVALENTS

Cash and cash equivalents comprise the net amount of short-term, highly liquid investments that are readily convertible to known amounts of cash (short-term deposits with an original maturity of three months or less) and are subject to an insignificant risk of change in value, cheques on hand and balances with banks. They are held for the purposes of meeting short-term cash commitments (rather than for investment or other purposes).

For the purpose of the statement of cash flows, cash and cash equivalents consist of cash and short-term deposits, as defined above.

E. PROPERTY, PLANT AND EQUIPMENT (PPE)

Property, plant and equipment (PPE) are measured at cost less accumulated depreciation and accumulated impairment, (if any). The total cost of assets comprises its purchase price, freight, duties, taxes and any other incidental expenses directly attributable to bringing the asset to the location and condition necessary for it to be capable of operating in the manner intended by the management. Changes in the expected useful life are accounted for by changing the amortisation period or methodology, as appropriate, and treated as changes in accounting estimates.

Subsequent expenditure related to an item of tangible asset are added to its gross value only if it increases the future benefits of the existing asset, beyond its previously assessed standards of performance and cost can be measured reliably. Other repairs and maintenance costs are expensed off as and when incurred.






Depreciation

Depreciation is calculated using the Written Down Value (WDV) method to write down the cost of property and equipment to their residual values over their estimated useful lives. Land is not depreciated.

The estimated useful lives are, as follows:

Particulars	Useful life estimated by Group (Years)
Building	60
Furniture And Fixtures	10
Electrical Installations & Equipments	10
Motor Vehicles	8
Office Equipments	5
Computer And Accessories	3

The residual values, useful lives and methods of depreciation of property, plant and equipment are reviewed at each financial year end and adjusted prospectively, if appropriate. Property plant and equipment is derecognised on disposal or when no future economic benefits are expected from its use. Any gain or loss arising on derecognition of the asset (calculated as the difference between the net disposal proceeds and the carrying amount of the asset) is recognised in other income /expense in the statement of profit and loss in the year the asset is derecognised. The date of disposal of an item of property, plant and equipment is the date the recipient obtains control of that item in accordance with the requirements for determining when a performance obligation is satisfied in Ind AS 115.

ICL Fincorp Limited

Notes to the Consolidated financial statements for the year ended 31-March-2023

(All amounts are in Thousands of Indian Rupees unless otherwise stated)

F. INTANGIBLE ASSETS

An intangible asset is recognised only when its cost can be measured reliably and it is probable that the expected future economic benefits that are attributable to it will flow to the Group.

Intangible assets acquired separately are measured on initial recognition at cost. The cost of an intangible asset comprises its purchase price and any directly attributable expenditure on making the asset ready for its intended use and net of any trade discounts and rebates. Following initial recognition, intangible assets are carried at cost less any accumulated amortisation and any accumulated impairment losses.

The useful lives of intangible assets are assessed to be either finite or indefinite. Intangible assets with finite lives are amortised over the useful economic life. The amortisation period and the amortisation method for an intangible asset with a finite useful life are reviewed at least at each financial year-end. Changes in the expected useful life, or the expected pattern of consumption of future economic benefits embodied in the asset, are accounted for by changing the amortisation period or methodology, as appropriate, which are then treated as changes in accounting estimates. The amortisation expense on intangible assets with finite lives is presented as a separate line item in the statement of profit and loss. Amortisation on assets acquired/sold during the year is recognised on a pro-rata basis to the Statement of Profit and Loss from / upto the date of acquisition/sale.

Amortisation is calculated using the straight-line method to write down the cost of intangible assets to their residual values over their estimated useful lives. Intangible assets comprising of software are amortised on a straight-line basis over a period of 6 years, unless it has a shorter useful life.

The Group's intangible assets consist of computer software with definite life.

G. PROVISIONS

Provisions are recognised when the enterprise has a present obligation (legal or constructive) as a result of past events, and it is probable that an outflow of resources embodying economic benefits will be required to settle the obligation, and a reliable estimate can be made of the amount of the obligation.

H. CONTINGENT LIABILITIES

A contingent liability is a possible obligation that arises from past events whose existence will be confirmed by the occurrence or non-occurrence of one or more uncertain future events beyond the control of the Group or a present obligation that is not recognized because it is not probable that an outflow of resources will be required to settle the obligation. A contingent liability also arises in extremely rare cases where there is a liability that cannot be recognized because it cannot be measured reliably. The Group does not recognize a contingent liability but discloses its existence in the financial statements.

I. EARNINGS PER SHARE

The Group reports basic and diluted earnings per share in accordance with Ind AS 33 on Earnings per share. Basic EPS is calculated by dividing the net profit or loss for the year attributable to equity shareholders (after deducting preference dividend and attributable taxes) by the weighted average number of equity shares outstanding during the year.

For the purpose of calculating diluted earnings per share, the net profit or loss for the year attributable to equity shareholders and the weighted average number of shares outstanding during the year are adjusted for the effects of all dilutive potential equity shares. Dilutive potential equity shares are deemed converted as of the beginning of the period, unless they have been issued at a later date. In computing the diluted earnings per share, only potential equity shares that are dilutive and that either reduces the earnings per share or increases loss per share are included.

J. BUSINESS COMBINATION

The Group applies the acquisition method to account for business combinations. The consideration transferred for the acquisition of a subsidiary comprises of the,

- fair values of the assets transferred,
- liabilities incurred to the former owners of the acquired business,
- equity interests issued by the Group and
- fair value of any asset or liability resulting from

a contingent consideration arrangement

Identifiable assets acquired and liabilities and contingent liabilities assumed in a business combination are measured initially at their fair values at the acquisition date. The excess of the fair value of consideration over the identifiable net asset acquired is recorded as goodwill. If the consideration is lower, the gain is recognised directly in equity as capital reserve. In case, business acquisition is classified as bargain purchase, the aforementioned gain is recognised in the other comprehensive income and accumulated in equity as capital reserve. The Group recognises any noncontrolling interest in the acquired entity at fair value.

[Handwritten signatures and stamps]

ICL Fincorp Limited
Notes to the Consolidated financial statements for the year ended 31-March-2023
(All amounts are in Thousands of Indian Rupees unless otherwise stated)

Changes in ownership that do not result in a change of control are accounted for as equity transactions and therefore do not have any impact on goodwill. The difference between consideration and the non-controlling share of net assets acquired is recognised within equity. Business combinations involving entities or businesses under common control are accounted for using the pooling of interest method. Under pooling of interest method, the assets and liabilities of the combining entities are reflected at their carrying amounts, with adjustments only to harmonise accounting policies. Acquisition-related costs are expensed as incurred.

If the business combination is achieved in stages, the acquisition date carrying value of the acquirer's previously held equity interest in the acquiree is re-measured to fair value at the acquisition date; any gains or losses arising from such remeasurement are recognised in profit or loss or other comprehensive income, as appropriate.

If the initial accounting for a business combination can be determined only provisionally by the end of the first reporting period, the business combination is accounted for using provisional amounts. Adjustments to provisional amounts, and the recognition of newly identified asset and liabilities, must be made within the 'measurement period' where they reflect new information obtained about facts and circumstances that were in existence at the acquisition date. The measurement period cannot exceed one year from the acquisition date and no adjustments are permitted after one year except to correct an error.

Any contingent consideration to be transferred by the Group is recognised at fair value at the acquisition date. Subsequent changes to the fair value of the contingent consideration that is deemed to be an asset or liability is recognised in the statement of profit and loss. Contingent consideration that is classified as equity is not re-measured, and its subsequent settlement is accounted for within equity.

8 SIGNIFICANT ACCOUNTING JUDGEMENTS, ESTIMATES AND ASSUMPTIONS

The preparation of financial statements in conformity with the Ind AS requires the management to make judgments, estimates and assumptions that affect the reported amounts of revenues, expenses, assets and liabilities and the grouping disclosure and the disclosure of contingent liabilities, at the end of the reporting period. Estimates and underlying assumptions are reviewed on an ongoing basis. Revisions to accounting estimates are recognised in the period in which the estimates are revised and future periods are affected. Although these estimates are based on the management's best knowledge of current events and actions, uncertainty about these assumptions and estimates could result in the outcomes requiring a material adjustment to the carrying amounts of assets or liabilities in future periods. In particular, information about significant areas of estimation, uncertainty and critical judgments in applying accounting policies that have the most significant effect on the amounts recognized in the financial statements is included in the following notes:

A. BUSINESS MODEL ASSESSMENT

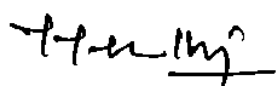





Classification and measurement of financial assets depends on the results of the SPPI and the business model test. The Group determines the business model at a level that reflects how groups of financial assets are managed together to achieve a particular business objective. This assessment includes judgement reflecting all relevant evidence including how the performance of the assets is evaluated and their performance measured, the risks that affect the performance of the assets and how these are managed and how the managers of the assets are compensated. The Group monitors financial assets measured at amortised cost or fair value through other comprehensive income that are derecognised prior to their maturity to understand the reason for their disposal and whether the reasons are consistent with the objective of the business for which the asset was held. Monitoring is part of the Group's continuous assessment of whether the business model for which the remaining financial assets are held continues to be appropriate and if it is not appropriate whether there has been a change in business model and so a prospective change to the classification of those assets.

B. DEFINED EMPLOYEE BENEFIT ASSETS AND LIABILITIES

The cost of the defined benefit gratuity plan and the present value of the gratuity obligation are determined using actuarial valuations. An actuarial valuation involves making various assumptions that may differ from actual developments in the future. These include the determination of the discount rate, future salary increases and mortality rates. Due to the complexities involved in the valuation and its long term nature, a defined benefit obligation is highly sensitive to changes in these assumptions. All assumptions are reviewed annually.

C. FAIR VALUE MEASUREMENT

When the fair values of financial assets and financial liabilities recorded in the balance sheet cannot be measured based on quoted prices in active markets, their fair value is measured using various valuation techniques. The inputs to these models are taken from observable markets where possible, but where this is not feasible, a degree of judgement is required in establishing fair values. Judgments include considerations of inputs such as liquidity risk, credit risk and volatility. Changes to assumptions about these factors could affect the reported fair value of financial instruments.

ICI, Fincorp Limited

Notes to the Consolidated financial statements for the year ended 31-March-2023

(All amounts are in Thousands of Indian Rupees unless otherwise stated)

D. IMPAIRMENT OF LOANS PORTFOLIO

The measurement of impairment losses across all categories of financial assets requires judgement, in particular, the estimation of the amount and timing of future cash flows and collateral values when determining impairment losses and the assessment of a significant increase in credit risk. These estimates are driven by a number of factors, changes in which can result in different levels of allowances. It has been the Group's policy to regularly review its models in the context of actual loss experience and adjust when necessary. The impairment loss on loans and advances is disclosed in more detail in Note 10 Overview of ECL principles. In case, higher provisions are to be considered as per the prudential norms of the Reserve Bank of India, they are considered and routed through Impairment Reserves.

E. CONTINGENT LIABILITIES AND PROVISIONS OTHER THAN IMPAIRMENT ON LOAN PORTFOLIO

The Group operates in a regulatory and legal environment that, by nature, has a heightened element of litigation risk inherent to its operations. As a result, it is involved in various litigation, arbitration in the ordinary course of the Group's business. When the Group can reliably measure the outflow of economic benefits in relation to a specific case and considers such outflows to be probable, the Group records a provision against the case. Where the probability of outflow is considered to be remote, or probable, but a reliable estimate cannot be made, a contingent liability is disclosed. Given the subjectivity and uncertainty of determining the probability and amount of losses, the Group takes into account a number of factors including legal advice, the stage of the matter and historical evidence from similar incidents. Significant judgement is required to conclude on these estimates.







F. EFFECTIVE INTEREST RATE (EIR) METHOD

The Group's EIR methodology, recognises interest income / expense using a rate of return that represents the best estimate of a constant rate of return over the expected behavioural life of loans given / taken and recognises the effect of potentially different interest rates at various stages and other characteristics of the product life cycle (including prepayments and penalty, interest and charges).

This estimation, by nature, requires an element of judgement regarding the expected behaviour and life-cycle of the instruments and other fee income / expense that are integral parts of the instrument.

G. OTHER ESTIMATES

These include contingent liabilities, useful lives of tangible and intangible assets etc.









ICL Fincorp Limited**Notes to the Consolidated financial statements for the year ended 31-March-2023***(All amounts are in Thousands of Indian Rupees unless otherwise stated)***9 Cash and Cash Equivalents**

	As at 31-Mar-2023	As at 31-Mar-2022
Cash on hand	26,078.10	45,895.08
Balance with Banks	71,822.64	91,594.13
Total	97,900.74	1,37,489.21

10 Bank Balances other than above***Earmarked balances with banks:***

	As at 31-Mar-2023	As at 31-Mar-2022
Balances with banks to the extent held as security	50,000.00	50,000.00
For unpaid dividend	109.03	109.03
Debenture trustee account	3,086.07	5,246.07
Total	53,195.10	55,355.10



ICL Fincorp Limited
Notes to the Consolidated financial statements for the year ended 31-March-2023
(All amounts are in Thousands of Indian Rupees unless otherwise stated)

11 Loans		As at 31-Mar-2023			
		At Fair value			
		Through Other Comprehensive Income	Through profit or loss	Designated at Fair Value Through profit or loss	Subtotal
	Amortised Cost				Total
Loans					
(A)					
i) Loans repayable on demand					
Gold Loan	39,86,503.48	-	-	-	39,86,503.48
Personal Loan	5,851.76	-	-	-	5,851.76
Other	7,055.39	-	-	-	7,055.39
ii) Term Loans					
Gold Loan	30,536.55	-	-	-	30,536.55
Hypothecation Loan	1,952.61	-	-	-	1,952.61
Business Loan	84.46	-	-	-	84.46
Related Party#	13,780.92	-	-	-	13,780.92
Property Loan	-	-	-	-	-
Personal Loan	2,804.68	-	-	-	2,804.68
Total (A)- Gross	40,48,569.84	-	-	-	40,48,569.84
Less: Impairment loss allowance	18,126.44	-	-	-	18,126.44
Total (A)- Net	40,30,443.40	-	-	-	40,30,443.40
(B)					
i) Secured by tangible assets	40,19,077.09	-	-	-	40,19,077.09
ii) Unsecured	29,492.75	-	-	-	29,492.75
Total (B)- Gross	40,48,569.84	-	-	-	40,48,569.84
Less: Impairment loss allowance	18,126.44	-	-	-	18,126.44
Total (B)- Net	40,30,443.40	-	-	-	40,30,443.40






ICL Fincorp Limited

Notes to the Consolidated financial statements for the year ended 31-March-2023

(All amounts are in Thousands of Indian Rupees unless otherwise stated)

11 Loans(Contd)

(C)					
(i)Loans in India					
i)Public Sector					
ii)Others					
Total (C) (i)-Gross	40,48,569.84				40,48,569.84
	40,48,569.84				40,48,569.84
Less: Impairment loss allowance	18,126.44				18,126.44
Total (C) (i)-Net	40,30,443.40				40,30,443.40

#This amount includes ₹1,37,80,919/- to ICL Tours and Travels Private Limited. It represents the amount of expenditure incurred for and on behalf of the specified companies, which are treated as advances and the Company is charging interest @ 13% per annum and the same is disclosed under Note No. 9. This amount is to be repaid within a period of four years from the date of incurring of expenses as per the Memorandum of Understanding entered into with the companies.

Loans and advances due by directors or other officers of the company or any of them either severally or jointly with any other persons

Amounts due by firms or private companies in which any director is a partner or a director or a member

Nil

Nil

Nil

Nil

Nil

13,780.92

Nil

Nil

Nil

13,780.92

[Signature]

[Signature]

[Signature]



[Signature]

ICL Fincorp Limited
Notes to the Consolidated financial statements for the year ended 31-March-2023
(All amounts are in Thousands of Indian Rupees unless otherwise stated)

11 Loans(Contd)

	As at 31-Mar-2022				
	At Fair value				Total
	Amortised Cost	Through Other Comprehensive Income	Through profit or loss	Designated at Fair Value Through profit or loss	
Loans					
(A)					
i)Loans repayable on demand					
Gold Loan	34,08,461.50	-	-	-	34,08,461.50
Personal Loan	6,512.16	-	-	-	6,512.16
Other	7,055.39	-	-	-	7,055.39
ii)Term Loans					
Gold Loan	34,078.00	-	-	-	34,078.00
Hypothecation Loan	1,878.25	-	-	-	1,878.25
Business Loan	5,756.86	-	-	-	5,756.86
Related Party#	62,946.70	-	-	-	62,946.70
Property Loan	406.13	-	-	-	406.13
Personal Loan	1,134.96	-	-	-	1,134.96
Total (A)- Gross	35,28,229.95	-	-	-	35,28,229.95
Less:Impairment loss allowance	11,449.03	-	-	-	11,449.03
Total (A)- Net	35,16,780.93	-	-	-	35,16,780.93
(B)					
i)Secured by tangible assets	34,50,580.74	-	-	-	34,50,580.74
ii)Unsecured	77,649.21	-	-	-	77,649.21
Total (B)- Gross	35,28,229.95	-	-	-	35,28,229.95
Less:Impairment loss allowance	11,449.03	-	-	-	11,449.03
Total (B)- Net	35,16,780.93	-	-	-	35,16,780.93

ppm-lmf

Copy

[Signature]



[Signature]

ICL Fincorp Limited
Notes to the Consolidated financial statements for the year ended 31-March-2023
(All amounts are in Thousands of Indian Rupees unless otherwise stated)

11 Loans(Contd)

(C)				
(i) Loans in India				
i) Public Sector	-	-	-	-
ii) Others	-	-	-	-
Total (C) (i)-Gross	35,28,229.95	35,28,229.95	35,28,229.95	35,28,229.95
Less: Impairment loss allowance	11,449.03	-	-	11,449.03
Total (C) (i)-Net	35,16,780.93	35,16,780.93	35,16,780.93	35,16,780.93

#This amount includes ₹2,58,90,344/- to ICL, Tours and Travels Private Limited. It represents the amount of expenditure incurred for and on behalf of the specified companies, which are treated as advances and the Company is charging interest @ 13% per annum and the same is disclosed under Note No. 9. This amount is to be repaid within a period of four years from the date of incurring of expenses as per the Memorandum of Understanding entered into with the companies. It also includes Loan against Property of ₹3,70,56,361/- granted to Mr.K G Anilkumar, Managing Director of the company and interest is charged @ 15% per annum.

Loans and advances due by directors or other officers of the company or any of them either severally or jointly with any other persons

37,056.36

Amounts due by firms or private companies in which any director is a partner or a director or a member

25,890.34

Nil

Nil

25,890.34

Attn: Mr. K. G. Anilkumar

K. G. Anilkumar

Only



[Signature]

[Signature]

ICL Fincorp Limited
Notes to the Consolidated financial statements for the year ended 31-March-2023
(All amounts are in Thousands of Indian Rupees unless otherwise stated)

11 Loans(Contd.)

Summary of ECL provisions

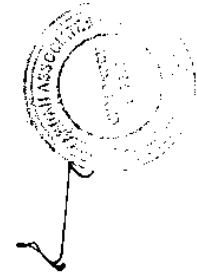
Particulars	FY 2022-23			Total
	Stage 1	Stage 2	Stage 3	
i) Gold Loan	4,248.09	1,123.80	11,100.19	16,472.08
ii) Hypothecation Loan	-	-	199.38	199.38
iii) Business Loan	-	-	12.67	12.67
iv) Property Loan	-	-	-	-
v) Personal Loan	-	-	736.77	736.77
vi) Related Party	-	-	-	-
vii) Other Loan	-	-	705.54	705.54
Total closing ECL provisions	4,248.09	1,123.80	12,754.54	18,126.44
Particulars	FY 2021-22			Total
	Stage 1	Stage 2	Stage 3	
i) Gold Loan	1,034.06	2,236.59	5,648.66	8,919.31
ii) Hypothecation Loan	-	4.88	201.73	206.61
iii) Business Loan	-	850.09	13.44	863.53
iv) Property Loan	-	-	40.61	40.61
v) Personal Loan	-	-	713.43	713.43
vi) Related Party	-	-	-	-
vii) Other Loan	-	-	705.54	705.54
Total closing ECL provisions	1,034.06	3,091.55	7,323.42	11,449.03

Handwritten signature

Handwritten signature

Handwritten signature

Handwritten signature



ICL Fincorp Limited**Notes to the Consolidated financial statements for the year ended 31-March-2023***(All amounts are in Thousands of Indian Rupees unless otherwise stated)***11 Loans (Contd.)**

An analysis of changes in the gross carrying amount and the corresponding ECL allowances in relation to receivables under financing activities is, as follows:

	Year ended 31st march 2023			
	Stage 1	Stage 2	Stage 3	Total
Opening Gross carrying amount	32,30,357.91	2,31,953.54	65,918.50	35,28,229.95
Add:- New Assets	37,65,383.81	1,12,374.69	58,446.65	39,36,205.16
Less:- Assets repaid	(31,52,765.92)	(2,23,815.64)	(39,283.71)	(34,15,865.27)
Transfer to Stage 1	11.03	(11.03)	-	-
Transfer to Stage 2	-	-	-	-
Transfer to Stage 3	(62,954.16)	(8,126.88)	71,081.04	-
Less:- Write off	-	-	-	-
Closing Gross carrying amount	37,80,032.67	1,12,374.69	1,56,162.48	40,48,569.84

Reconciliation of ECL Balance

	Year ended 31st march 2023			
	Stage 1	Stage 2	Stage 3	Total
ECL Provision				
Gross carrying amount	1,034.06	3,091.55	7,323.42	11,449.03
Add:- New Assets	4,247.97	1,123.80	2,082.32	7,454.09
Less:- Repaid	(989.02)	(3,017.35)	(3,653.46)	(7,659.83)
Transfer to Stage 1	-	-	-	-
Transfer to Stage 2	-	-	-	-
Transfer to Stage 3	(6,200.69)	(801.57)	7,002.26	-
Less:- Write off	-	-	-	-
Impact of changes in credit risk on account of stage movements	6,155.79	727.37	-	6,883.16
Closing carrying amount	4,248.10	1,123.80	12,754.54	18,126.44

Credit Quality of assets

The table below shows the credit quality and the maximum exposure to credit risk based on the Company's

As on 31-03-2023

Internal Rating	Stage 1	Stage 2	Stage 3	Total
High Grade	33,50,602.10	59,393.70	8,620.49	34,18,616.28
Medium Grade	3,10,857.34	30,884.34	9,006.25	3,50,747.93
Low Grade	1,18,573.23	22,096.66	1,38,535.75	2,79,205.63
Total	37,80,032.67	1,12,374.69	1,56,162.48	40,48,569.84

As on 31-03-2022

Internal Rating	Stage 1	Stage 2	Stage 3	Total
High Grade	31,24,157.14	52,293.67	15,818.00	31,92,268.81
Medium Grade	55,041.75	44,744.15	8,400.94	1,08,186.83
Low Grade	51,159.02	1,34,915.73	41,699.57	2,27,774.31
Total	32,30,357.91	2,31,953.54	65,918.50	35,28,229.95

ICL Fincorp Limited
Notes to the Consolidated financial statements for the year ended 31-March-2023
(All amounts are in Thousands of Indian Rupees unless otherwise stated)

12 Investments	At Fair Value				
	Amortised Cost	Through Other Comprehensive Income	Through Profit or Loss	Designated at fair value through profit or	Total
As at 31-Mar-2023					
Mutual funds	-	-	7,396.17	-	7,396.17
Government securities	-	-	-	-	-
Other Companies	-	-	30,060.95	-	30,060.95
Equity Instruments	-	-	9,629.39	-	9,629.39
Others (Quoted)	-	-	47,086.51	-	47,086.51
Total Gross (A)					
Investment Outside India	-	-	-	-	-
Investment In India	-	-	47,086.51	-	47,086.51
Total Gross (B)					
Less: Allowance for impairment loss (C)	-	-	-	-	-
Total - Net (D) = (A) - (C)					
As at 31-Mar-2022					
Mutual funds	-	-	8,525.47	-	8,525.47
Government securities	-	-	-	-	-
Other Companies	-	-	22,279.18	-	22,279.18
Equity Instruments	-	-	10,364.69	-	10,364.69
Others (Quoted)	-	-	41,169.33	-	41,169.33
Total Gross (A)					
Investment Outside India	-	-	-	-	-
Investment In India	-	-	41,169.33	-	41,169.33
Total Gross (B)					
Less: Allowance for impairment loss (C)	-	-	-	-	-
Total - Net (D) = (A) - (C)					

17-11-23

Copy

Copy

[Handwritten signature]



ICI. Fincorp Limited

Notes to the Consolidated financial statements for the year ended 31-March-2023
(All amounts are in Thousands of Indian Rupees unless otherwise stated)

12. Investments (Contd.)

Details of Investments in Equity Instruments and Mutual Funds


Name of Body Corporate	As at 31-Mar-2023		As at 31-Mar-2022	
	Quantity of Shares	Market value	Quantity of Shares	Market value
Action Construction Equipment Ltd.	-	-	1,000	240.50
Adani Wilmar Limited	500	202.93	-	-
Ahluja Engineers Ltd.	500	42.45	500	50.30
ANG Lifesciences India Ltd.	212	23.73	250	58.65
Aurobindo Pharma Ltd.	500	259.05	500	334.28
BF Utilities Ltd.	-	-	1,000	308.35
Bharat Electronics Limited	2,000	195.10	-	-
Bharat Gears Ltd.	-	-	500	71.85
Birlasoft Ltd.	3,000	783.45	250	113.74
BSE Limited	500	215.40	-	-
Canara Bank	-	-	500	113.88
Cochin Shipyard Limited	250	110.94	-	-
Container Corporation Of India Ltd.	250	145.06	-	-
Dharmaj Crop Guard Limited	500	72.40	-	-
Esai Industries Ltd.	-	-	500	75.55
Faris Healthcare Ltd.	-	-	1,000	290.40
Future Consumer Ltd.	5,000	2.50	5,000	22.75
Go Fashion (India) Ltd.	-	-	100	101.15
Gold Benchmark Exchange Traded Scheme	-	-	1,000	44.12
Graphite India Ltd.	1,000	242.55	500	251.43
GTL Infrastructure Ltd.	10,000	7.00	10,000	15.00
Happiest Minds Technologies Ltd.	500	383.93	500	528.33
HDFC Bank Limited	250	402.39	-	-
HDFC Life Insurance Company Ltd.	1,500	748.00	500	269.10
Indiabulls Cement India Ltd.	1,000	166.95	1,000	189.60
Hindustan Oil Exploration Company Ltd.	1,250	154.25	1,000	219.90
HP Adhesives Ltd.	1,500	547.05	1,150	456.11
ICI Bank Ltd.	-	-	250	102.58
India Pesticides Ltd.	2,000	415.70	2,000	538.40
Indiabulls Real Estate Ltd.	-	-	1,000	101.40
Indian Energy Exchange Ltd.	2,000	255.90	1,000	224.70
Indian Railway Catering And Tourism Corporation Limited	750	429.60	-	-
Indian Railway Finance Corporation Ltd.	-	-	10,000	214.50
Intellect Design Arena Limited	1,500	615.90	-	-
IOI, Chemicals and Pharmaceuticals Ltd.	-	-	250	88.43
JK Tyre & Industries Ltd.	-	-	500	58.68
Jyothy Labs Ltd.	-	-	500	73.73
Karur Vysya Bank Ltd.	-	-	1,000	46.30
Kaveri Seed Company Ltd.	200	95.59	200	109.40
KIOCL Ltd.	-	-	1,000	208.70
Kopran Ltd.	-	-	500	148.48
L&T Finance Holdings Ltd.	-	-	2,000	161.20
Laxmi Organic Industries Ltd.	-	-	500	199.70
LIC Housing Finance Ltd.	-	-	1,000	358.95
Likhitra Infrastructure Ltd.	-	-	500	144.73
Luxus Ltd.	500	324.20	500	373.53
Mahindra & Mahindra Financial Services Ltd.	-	-	500	79.58
Markants Pharma Ltd.	3,000	211.20	3,000	136.50
Mishra Dharti Migma Ltd.	-	-	200	33.13
PPAP Automotive Limited	1,000	157.00	-	-
Radice Khaitan Ltd.	-	-	1,500	1,331.93
Railtel Corporation of India Ltd.	-	-	1,000	84.10
Raymond Ltd.	-	-	100	65.47
Reliance Communications Ltd.	15,000	18.75	15,000	39.75
Rossari Biotech Limited	261	155.58	-	-
Shakti Pump (India) Ltd.	1,000	404.40	1,000	459.15
Sona BLW Precision Forgings Limited	500	206.75	-	-
Strides Pharma Science Ltd.	1,000	286.35	1,000	346.60
Tansons Products Limited	500	266.08	-	-
Vodafone Idea Ltd.	27,500	159.50	27,500	265.38
Westlife Development Limited	800	546.68	-	-
Wockhardt Ltd.	750	115.43	750	197.70
WOCKHARDT LTD	-	-	225	11.27
YES Bank Ltd.	16,000	240.80	26,000	310.80
SUB TOTAL		9,629.29		10,344.69
Total Mutual Fund				
DSP BLACK ROCK Top Sector Fund (D) (FY: Rs. 10/-)	2,00,797	3,545.27	2,04,797	3,910.72
AXIS LONG TERM EQUITY FUND (D) (FY: Rs. 10/-)	1,50,706	2,904.90	1,54,706	3,639.11
Ashya Beta S&P Life Tax Relief Fd (D) (FY: Rs. 10/-)	6,157	894.82	6,157	975.64
HUTTON INDIA MUTUAL FUND ETF GOLD BeES	1,000	51.87	-	-
SUB TOTAL		7,396.87		8,525.47
TOTAL		17,026.16		18,870.16

Handwritten signature

Handwritten signature

Handwritten signature

Handwritten signature





ICL Fincorp Limited**Notes to the Consolidated financial statements for the year ended 31-March-2023***(All amounts are in Thousands of Indian Rupees unless otherwise stated)***13 Other Financial Asset**

	As at 31-Mar-2023	As at 31-Mar-2022
Interest accrued on loan portfolio	2,92,746.30	2,04,946.88
Security deposits	54,955.35	46,129.31
Balance with Demat account(Kotak Securities)	(3,814.02)	1,796.71
Other Receivables	-	3,978.29
Total	3,43,887.64	2,56,851.19

14 Current tax assets

	As at 31-Mar-2023	As at 31-Mar-2022
Advance Income Tax & Tax Deducted at Source	32,892.22	34,067.67
Total	32,892.22	34,067.67



ICL Fincorp Limited
Notes to the Consolidated financial statements for the year ended 31-March-2023
(All amounts are in Thousands of Indian Rupees unless otherwise stated)

15(A) Property, Plant and Equipment

	Land	Building	Electrical Installations & Equipments	Furniture and fixtures	Office Equipments	Motor Vehicles	Computer and accessories	Total
Cost or valuation								
At 1-Apr-2021	19,607.37	3,312.22	19,183.56	1,24,165.94	32,276.93	16,652.00	25,519.67	2,40,717.69
Additions	6,696.40	50,544.00	6,108.22	48,621.85	38,339.21	10,935.67	11,361.03	1,72,610.37
Disposals	-	-	-	668.00	-	-	-	943.90
Write off	-	-	-	-	-	-	-	-
As at 31-Mar-2022	26,303.77	53,856.22	25,015.88	1,72,119.80	70,616.14	27,591.66	36,880.70	4,12,384.16
Additions	-	36,124.38	19,368.74	64,562.36	15,402.05	2,654.69	14,088.01	1,52,200.23
Disposals	-	-	-	-	-	-	-	-
Write off	-	-	-	-	-	-	-	-
As at 31-Mar-2023	26,303.77	89,980.60	44,384.62	2,36,682.16	86,018.19	30,246.36	50,968.70	5,64,584.40
Depreciation								
At 1-Apr-2021	-	664.84	11,239.66	60,195.94	17,080.25	7,742.03	21,149.33	1,18,072.06
Charge for the year	-	1,113.52	2,597.71	21,045.14	13,218.37	5,178.78	5,997.45	49,150.97
Disposals	-	-	153.41	542.84	-	-	-	696.25
Write off	-	-	-	-	-	-	-	-
As at 31-Mar-2022	-	1,778.37	13,683.96	80,698.24	30,298.61	12,920.81	27,146.79	1,66,526.78
Charge for the period	-	3,133.20	4,635.62	30,798.72	20,369.84	5,381.89	8,219.65	72,538.91
Disposals	-	-	-	-	-	-	-	-
Write off	-	-	-	-	-	-	-	-
As at 31-Mar-2023	-	4,911.56	18,319.58	1,11,496.95	50,668.45	18,302.70	35,366.44	2,39,065.69
Net Block								
At 1-Apr-2021	19,607.37	2,647.38	7,943.90	63,970.00	15,196.68	8,909.97	4,370.34	1,22,645.63
As at 31-Mar-2022	26,303.77	52,077.85	11,331.91	91,421.56	40,317.52	14,670.85	9,733.91	2,45,957.38
As at 31-Mar-2023	26,303.77	85,069.03	26,065.04	1,25,185.21	35,349.73	11,943.66	15,602.26	3,25,518.70

Handwritten signatures and initials:
 Top left: *Handwritten signature*
 Middle left: *Handwritten signature*
 Middle right: *Handwritten signature*
 Bottom right: *Handwritten signature*

ICL Fincorp Limited**Notes to the Consolidated financial statements for the year ended 31-March-2023***(All amounts are in Thousands of Indian Rupees unless otherwise stated)***15(B) Capital work in progress**

	As at 31-Mar-2022	As at 31-Mar-2021
Capital work in progress	3,631.72	7,149.14
Total	3,631.72	7,149.14

Capital work in progress ageing schedule**As at 31-March-2023**

CWIP	Amount in CWIP for a period of				Total
	Less than 1 year	1-2 years	2-3 years	More than 3 years	
Projects in progress	3,631.72	-	-	-	3,631.72
Projects temporarily suspended	-	-	-	-	-

As at 31-March-2022

Particulars	Outstanding for following periods from due date of payment				Total
	Less than 1 year	1-2 years	2-3 years	More than 3 years	
Projects in progress	312.35	2,668.77	-	4,168.02	7,149.14
Projects temporarily suspended	-	-	-	-	-







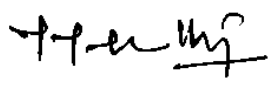



ICL Fincorp Limited
Notes to the Consolidated financial statements for the year ended 31-March-2023
(All amounts are in Thousands of Indian Rupees unless otherwise stated)



15(C) Right-of-Use Asset

	Total
Building	
At 1-Apr-2021	1,13,505.22
Additions	64,578.86
Disposals	-
As at 31-Mar-2022	1,78,084.08
Additions	80,915.04
Disposals	2,629.41
As at 31-Mar-2023	2,56,369.71
Depreciation	
At 1-Apr-2021	74,485.86
Charge for the year	30,440.92
Disposals	-
As at 31-Mar-2022	1,04,926.78
Charge for the period	36,969.97
Disposals	-
As at 31-Mar-2023	1,41,896.75
Net Right-of-use asset	
At 1-Apr-2021	39,019.36
As at 31-Mar-2022	73,157.30
As at 31-Mar-2023	1,14,472.96

15(C) Lease Liability

Balance at the beginning as on 01-04-2021	36,506.39
Additions	59,189.14
Finance cost accrued during the year	6,615.17
Deletions	1,541.90
Payment of lease liabilities	32,724.93
Balance at the end as on 31-3-2022	68,043.87
Additions	73,862.60
Finance cost accrued during the year	12,609.88
Deletions	2,809.56
Payment of lease liabilities	41,408.20
Balance at the end as on 31-3-2023	1,10,298.59
Particulars	As at 31-Mar-2023
Less than one year	3,110.58
One to five years	51,543.64
More than five years	55,644.38
Total	1,10,298.59

ICL Fincorp Limited**Notes to the Consolidated financial statements for the year ended 31-March-2023***(All amounts are in Thousands of Indian Rupees unless otherwise stated)***16 Other Intangible Assets**

	Computer Software
Cost	
At 1-Apr-2021	4,131.40
Additions	75.00
Disposals	-
As at 31-Mar-2022	4,206.40
Additions	180.21
Disposals	-
As at 31-Mar-2023	4,386.61
Amortization	
At 1-Apr-2021	1,442.93
Charge for the year	449.91
Disposals	-
As at 31-Mar-2022	1,892.84
Charge for the period	732.75
Disposals	-
As at 31-Mar-2023	2,625.59
Net Block	
At 1-Apr-2021	2,688.47
As at 31-Mar-2022	2,313.56
As at 31-Mar-2023	1,761.02



ICL Fincorp Limited

Notes to the Consolidated financial statements for the year ended 31-March-2023

(All amounts are in Thousands of Indian Rupees unless otherwise stated)

17 Other Non-Financial Asset

	As at 31-Mar-2023	As at 31-Mar-2022
Prepaid Expenses	2,347.72	20,172.56
GST Receivables	16,009.61	13,413.08
Other Advances	1,04,144.76	86,417.69
Balance with government authorities	16,977.62	16,977.62
Total	1,39,479.71	1,36,980.95

Handwritten signature

Handwritten signature

Handwritten signature



Handwritten signature

Handwritten signature

ICL Fincorp Limited
Notes to the Consolidated financial statements for the year ended 31-March-2023
(All amounts are in Thousands of Indian Rupees unless otherwise stated)

18 Trade payables

	As at 31-Mar-2023	As at 31-Mar-2022
Total outstanding dues of micro enterprises and small enterprises; and	632.41	567.71
Total outstanding dues of creditors other than micro enterprises and small enterprises	13,749.97	9,830.50
Total	14,382.38	10,398.21

Trade Payables aging schedule

As at 31-March-2023

Particulars	Outstanding for following periods from due date of payment				Total
	Less than 1 year	1-2 years	2-3 years	More than 3 years	
i) MSME	632.41	-	-	-	632.41
ii) Others	12,432.84	790.96	282.00	244.18	13,749.97
iii) Disputed dues-MSME	-	-	-	-	-
iv) Disputed dues-Others	-	-	-	-	-

As at 31-March-2022

Particulars	Outstanding for following periods from due date of payment				Total
	Less than 1 year	1-2 years	2-3 years	More than 3 years	
i) MSME	567.71	-	-	-	567.71
ii) Others	9,318.12	285.03	29.97	197.38	9,830.49
iii) Disputed dues-MSME	-	-	-	-	-
iv) Disputed dues-Others	-	-	-	-	-

Disclosure:- Micro, Small and Medium Enterprises

	As at 31-Mar-2023	As at 31-Mar-2022
a) the principal amount and the interest due thereon (to be shown separately) remaining unpaid to any supplier at the end of each accounting year;	Nil	Nil
(b) the amount of interest paid by the buyer in terms of section 16 of the Micro, Small and Medium Enterprises Development Act, 2006, along with the amount of the payment made to the supplier beyond the appointed day during each accounting year;	Nil	Nil
(c) the amount of interest due and payable for the period of delay in making payment (which have been paid but beyond the appointed day during the year) but without adding the interest specified under the Micro, Small and Medium Enterprises Development Act, 2006;	Nil	Nil
(d) the amount of Interest accrued and remaining unpaid at the end of each accounting	Nil	Nil
(e) the amount of further interest remaining due and payable even in the succeeding years, until such date when the interest dues above are actually paid to the small enterprise, for the purpose of disallowance of a deductible expenditure under section 23 of the Micro, Small and Medium Enterprises Development Act, 2006.	Nil	Nil

Dues to Micro and Small Enterprises have been determined to the extent such parties have been identified on the basis of information collected by the Management.

Handwritten signature

Handwritten signature

Handwritten signature



Handwritten signature

Handwritten signature

ICL Fincorp Limited
Notes to the Consolidated financial statements for the year ended 31-March-2023
(All amounts are in Thousands of Indian Rupees unless otherwise stated)

19 Debt Securities

	As at 31-Mar-2023	As at 31-Mar-2022
At Amortised Cost		
Privately placed redeemable non-convertible debentures (Secured)	32,45,024.00	26,83,860.00
Others - Non-convertible Debentures - Public Issue(Secured)	-	-
Total (A)	32,45,024.00	26,83,860.00
Debt securities in India	32,45,024.00	26,83,860.00
Debt securities outside India	-	-
Total (B)	32,45,024.00	26,83,860.00

Nature of Security

Secured (first ranking) by a hypothecation of all loan receivables, advances, Property Plant and Equipment and other unencumbered assets of the Company, both present and future, having a minimum security cover of 110% of the outstanding balance of Debentures and Interest accrued thereon. The Company has executed a separate deed of hypothecation in favour of Trustees for creation of this security.

Debentures are offered for a period of 13 months to 60 months.

Handwritten signature

Handwritten signature

Handwritten signature

Handwritten signature

Handwritten signature



ICL Pincorp Limited

Notes to the Consolidated financial statements for the year ended 31-March-2023

(All amounts are in Thousands of Indian Rupees unless otherwise stated)

19 Debt Securities (contd.)

A] Non Convertible Debentures (Secured)

Non Convertible Debentures of ₹1,000/- each. Details of rate of interest and maturity pattern as on the date of the balance sheet is as under:

As at 31-Mar-2023

Redeemable at par within	Rate of interest							
	>= 10% < 12%		>= 12% < 14%		>= 14%		Total	
	Number	Amount	Number	Amount	Number	Amount	Number	Amount
Due within 1 year	3,71,148	3,71,148.00	9,96,593	9,96,593.00	-	-	13,67,741	13,67,741.00
Due within 1-2 years	1,61,507	1,61,507.00	7,09,497	7,09,497.00	-	-	8,71,004	8,71,004.00
Due within 2-3 years	1,71,033	1,71,033.00	4,61,185	4,61,185.00	-	-	6,32,218	6,32,218.00
Due within 3-4 years	2,850	2,850.00	1,49,913	1,49,913.00	-	-	1,52,763	1,52,763.00
Due within 4-5 years	-	-	1,09,032	1,09,032.00	-	-	1,09,032	1,09,032.00
Due within 5-6 years	-	-	1,12,266	1,12,266.00	-	-	1,12,266	1,12,266.00
Grand Total	7,06,538	7,06,538.00	25,38,486	25,38,486.00	-	-	32,45,024	32,45,024.00

As at 31-Mar-2022

Redeemable at par within	Rate of interest							
	>= 10% < 12%		>= 12% < 14%		>= 14%		Total	
	Number	Amount	Number	Amount	Number	Amount	Number	Amount
Due within 1 year	1,00,434	1,00,434.00	9,64,675	9,64,675.00	23,864	23,864.00	10,88,973	10,88,973.00
Due within 1-2 years	9,230	9,230.00	8,69,211	8,69,211.00	-	-	8,78,441	8,78,441.00
Due within 2-3 years	-	-	3,80,784	3,80,784.00	-	-	3,80,784	3,80,784.00
Due within 3-4 years	-	-	1,24,676	1,24,676.00	-	-	1,24,676	1,24,676.00
Due within 4-5 years	-	-	1,46,851	1,46,851.00	-	-	1,46,851	1,46,851.00
Due within 5-6 years	-	-	64,135	64,135.00	-	-	64,135	64,135.00
Grand Total	1,09,664	1,09,664.00	25,50,332	25,50,332.00	23,864	23,864.00	26,83,860	26,83,860.00

Handwritten signature

Handwritten initials



Handwritten signature

Handwritten signature

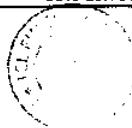
Handwritten signature

ICL Fincorp Limited**Notes to the Consolidated financial statements for the year ended 31-March-2023***(All amounts are in Thousands of Indian Rupees unless otherwise stated)***19 Debt Securities (contd.)****D) Non Convertible Debentures of ₹1,000/- each - series-wise classification****As at 31-Mar-2023**

Sl. No.	Date of Allotment	Outstanding	Interest Rate	Tenure (months)
1	31-10-2017	825.00	13.66%	65
2	15-11-2017	1,625.00	13.66%	65
3	30-11-2017	3,120.00	13.66%	65
4	15-12-2017	3,503.00	13.66%	65
5	31-12-2017	2,375.00	13.66%	65
6	15-01-2018	3,420.00	13.66%	65
7	31-01-2018	2,560.00	13.66%	65
8	15-02-2018	2,600.00	13.66%	65
9	28-02-2018	4,303.00	13.66%	65
10	05-03-2018	220.00	13.66%	65
11	12-03-2018	5,360.00	13.66%	65
12	19-03-2018	2,375.00	13.66%	65
13	26-03-2018	1,350.00	13.66%	65
14	03-04-2018	4,050.00	13.66%	65
15	10-04-2018	1,655.00	13.66%	65
16	16-04-2018	1,480.00	13.66%	65
17	23-04-2018	950.00	13.66%	65
18	30-04-2018	950.00	13.66%	65
19	07-05-2018	1,500.00	13.66%	65
20	14-05-2018	1,000.00	13.66%	65
21	21-05-2018	2,200.00	13.66%	65
22	28-05-2018	1,625.00	13.66%	65
23	04-06-2018	3,742.00	13.66%	65
24	11-06-2018	600.00	13.66%	65
25	18-06-2018	4,100.00	13.66%	65
26	25-06-2018	3,650.00	13.66%	65
27	02-07-2018	1,081.00	13.66%	65
28	09-07-2018	400.00	13.66%	65
29	16-07-2018	775.00	13.66%	65
30	23-07-2018	2,200.00	13.66%	65
31	30-07-2018	2,224.00	13.66%	65
32	06-08-2018	1,995.00	13.66%	65
33	13-08-2018	3,781.00	13.66%	65
34	20-08-2018	3,174.00	13.66%	65
35	03-09-2018	3,725.00	13.66%	65
36	10-09-2018	4,800.00	13.66%	65
37	17-09-2018	915.00	13.66%	65
38	24-09-2018	150.00	13.66%	65
39	01-10-2018	2,592.00	13.66%	65
40	07-11-2018	5,000.00	13.66%	65
41	07-12-2018	7,660.00	13.66%	65
42	07-01-2019	5,815.00	13.66%	65
43	07-02-2019	12,095.00	13.66%	65
44	07-03-2019	4,700.00	13.66%	65
45	12-04-2019	4,055.00	13.66%	65
46	07-05-2019	5,205.00	13.66%	65
47	07-06-2019	5,150.00	13.66%	65
48	08-07-2019	9,820.00	13.66%	65
49	07-08-2019	9,639.00	13.66%	65
50	07-09-2019	5,295.00	13.66%	65



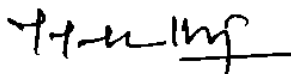
ICL Fincorp Limited**Notes to the Consolidated financial statements for the year ended 31-March-2023***(All amounts are in Thousands of Indian Rupees unless otherwise stated)***19 Debt Securities (contd.)****D] Non Convertible Debentures of ₹1,000/- each - series-wise classification****As at 31-Mar-2023**

51	09-10-2019	6,525.00	13.66%	65
52	07-11-2019	11,018.00	13.66%	65
53	19-12-2019	18,985.00	13.66%	65
54	13-01-2020	3,946.00	13.66%	65
55	18-02-2020	9,310.00	13.66%	65
56	18-03-2020	21,601.00	13.66%	65
57	17-04-2020	12,110.00	12.25%-13.66%	36-65
58	12-05-2020	34,948.00	12.25%-13.66%	36-65
59	13-06-2020	21,740.00	12.25%-13.66%	36-65
60	30-06-2020	28,635.00	12.25%-13.66%	36-65
61	14-07-2020	44,276.00	12.25%-13.66%	36-65
62	11-08-2020	22,725.00	12.25%-13.66%	36-65
63	27-08-2020	50,500.00	12.25%-13.66%	36-65
64	12-09-2020	18,000.00	12.25%-13.66%	36-65
65	29-09-2020	20,631.00	12.25%-13.66%	36-65
66	13-10-2020	17,129.00	12.25%-13.66%	36-65
67	02-11-2020	19,180.00	12.25%-13.66%	36-65
68	18-11-2020	21,745.00	12.25%-13.66%	36-65
69	05-12-2020	26,217.00	12.25%-13.66%	36-65
70	21-12-2020	26,105.00	12.25%-13.66%	36-65
71	07-01-2021	24,625.00	12.25%-13.66%	36-65
72	27-01-2021	15,270.00	12.25%-13.66%	36-65
73	09-02-2021	31,423.00	12.25%-13.66%	36-65
74	23-02-2021	27,555.00	12.25%-13.66%	36-65
75	09-03-2021	20,131.00	12.25%-13.66%	36-65
76	25-03-2021	20,575.00	12.25%-13.66%	36-65
77	30-03-2021	2,020.00	12.25%-13.66%	36-65
78	13-04-2021	25,920.00	12%-13.66%	24-65
79	23-04-2021	24,660.00	12%-13.66%	24-65
80	08-05-2021	22,795.00	12%-13.66%	24-65
81	02-06-2021	25,508.00	12%-13.66%	24-65
82	18-06-2021	24,329.00	12%-13.66%	24-65
83	09-07-2021	37,146.00	12%-13.66%	24-65
84	23-07-2021	37,602.00	12%-13.66%	24-65
85	06-08-2021	28,244.00	12%-13.66%	24-65
86	26-08-2021	42,098.00	12%-13.66%	24-65
87	08-09-2021	44,691.00	12%-13.66%	24-65
88	23-09-2021	37,271.00	12%-13.66%	24-65
89	08-10-2021	37,607.00	12%-13.66%	24-65
90	27-10-2021	46,212.00	12%-13.66%	24-65
91	13-11-2021	43,009.00	12%-13.66%	24-65
92	03-12-2021	51,793.00	12%-13.66%	24-65
93	30-12-2021	30,150.00	12%-13.66%	24-65
94	31-12-2021	20,950.00	12%-13.66%	24-65
95	21-01-2022	18,735.00	12%-13.66%	24-65
96	28-01-2022	33,216.00	12%-13.66%	24-65
97	17-02-2022	52,324.00	12%-13.66%	24-65
98	07-03-2022	73,820.00	11.5%-13.66%	13-65
99	21-03-2022	42,773.00	11.5%-13.66%	13-65
100	30-03-2022	28,730.00	11.5%-13.66%	13-65
101	12-04-2022	64,805.00	11.5%-13.66%	13-65
102	19-04-2022	60,407.00	11.5%-13.66%	13-65
103	06-05-2022	54,338.00	11%-13.01%	13-68
104	07-05-2022	9,050.00	11%-13.01%	13-68



ICL Fincorp Limited**Notes to the Consolidated financial statements for the year ended 31-March-2023***(All amounts are in Thousands of Indian Rupees unless otherwise stated)***19 Debt Securities (contd.)***D] Non Convertible Debentures of ₹1,000/- each - series-wise classification***As at 31-Mar-2023**

105	23-05-2022	62,579.00	11%-13.01%	13-68
106	02-06-2022	6,600.00	11%-13.01%	13-68
107	07-06-2022	53,768.00	11%-13.01%	13-68
108	20-06-2022	80,277.00	11%-13.01%	13-68
109	11-07-2022	73,224.00	11%-13.01%	13-68
110	02-08-2022	76,890.00	11%-13.01%	13-68
111	22-08-2022	5,850.00	11%-12.75%	13-36
112	23-08-2022	93,115.00	11%-13.01%	13-68
113	03-09-2022	76,423.00	11%-13.01%	13-68
114	26-09-2022	1,17,950.00	11%-13.01%	13-68
115	15-10-2022	88,026.00	11%-13.01%	13-68
116	31-10-2022	62,584.00	11%-13.01%	13-68
117	15-11-2022	1,01,094.00	11%-13.01%	13-68
118	02-12-2022	83,743.00	11%-13.01%	13-68
119	17-12-2022	64,718.00	11%-13.01%	13-68
120	31-12-2022	62,565.00	11%-13.01%	13-68
121	20-01-2023	61,202.00	11%-13.01%	13-68
122	07-02-2023	62,694.00	11%-13.01%	13-68
123	23-02-2023	62,094.00	11%-13.01%	13-68
124	14-03-2023	85,553.00	11%-13.01%	13-68
125	29-03-2023	71,190.00	11%-13.01%	13-68
126	31-03-2023	35,218.00	11%-13.01%	13-68
Total		32,45,849.00		



ICL Fincorp Limited**Notes to the Consolidated financial statements for the year ended 31-March-2023***(All amounts are in Thousands of Indian Rupees unless otherwise stated)***19 Debt Securities (contd.)***DJ Non Convertible Debentures of ₹1,000/- each - series-wise classification**As at 31-Mar-2022*

SL No.	Date of Allotment	Outstanding	Interest Rate	Tenure (months)
1	15-03-2017	2,299.00	14.87%	62
2	31-03-2017	3,559.00	14.87%	62
3	15-04-2017	4,010.00	14.87%	62
4	30-04-2017	5,171.00	14.87%	62
5	15-05-2017	2,915.00	14.87%	62
6	31-05-2017	270.00	14.87%	62
7	15-06-2017	2,340.00	14.87%	62
8	30-06-2017	1,900.00	14.87%	62
9	15-07-2017	2,907.00	13.66%-14.87%	62-65
10	31-07-2017	3,004.00	13.66%	65
11	16-08-2017	4,250.00	13.66%	65
12	31-08-2017	2,394.00	13.66%	65
13	15-09-2017	1,885.00	13.66%	65
14	30-09-2017	2,460.00	13.66%	65
15	15-10-2017	7,455.00	13.66%	65
16	31-10-2017	7,515.00	13.66%	65
17	15-11-2017	1,625.00	13.66%	65
18	30-11-2017	3,120.00	13.66%	65
19	15-12-2017	3,503.00	13.66%	65
20	31-12-2017	2,375.00	13.66%	65
21	15-01-2018	3,420.00	13.66%	65
22	31-01-2018	2,560.00	13.66%	65
23	15-02-2018	2,600.00	13.66%	65
24	28-02-2018	4,303.00	13.66%	65
25	05-03-2018	220.00	13.66%	65
26	12-03-2018	5,360.00	13.66%	65
27	19-03-2018	2,375.00	13.66%	65
28	26-03-2018	1,350.00	13.66%	65
29	03-04-2018	4,050.00	13.66%	65
30	10-04-2018	1,655.00	13.66%	65
31	16-04-2018	1,480.00	13.66%	65
32	23-04-2018	950.00	13.66%	65
33	30-04-2018	950.00	13.66%	65
34	07-05-2018	1,500.00	13.66%	65
35	14-05-2018	1,000.00	13.66%	65
36	21-05-2018	2,200.00	13.66%	65
37	28-05-2018	1,625.00	13.66%	65
38	04-06-2018	3,742.00	13.66%	65
39	11-06-2018	600.00	13.66%	65
40	18-06-2018	4,100.00	13.66%	65
41	25-06-2018	3,650.00	13.66%	65
42	02-07-2018	1,081.00	13.66%	65
43	09-07-2018	400.00	13.66%	65







ICL Fincorp Limited**Notes to the Consolidated financial statements for the year ended 31-March-2023***(All amounts are in Thousands of Indian Rupees unless otherwise stated)***19 Debt Securities (contd.)***D) Non Convertible Debentures of ₹1,000/- each - series-wise classification**As at 31-Mar-2022*

Sl. No.	Date of Allotment	Outstanding	Interest Rate	Tenure (months)
44	16-07-2018	825.00	13.66%	65
45	23-07-2018	2,200.00	13.66%	65
46	30-07-2018	2,224.00	13.66%	65
47	06-08-2018	1,995.00	13.66%	65
48	13-08-2018	4,081.00	13.66%	65
49	20-08-2018	3,174.00	13.66%	65
50	03-09-2018	3,725.00	13.66%	65
51	10-09-2018	4,800.00	13.66%	65
52	17-09-2018	915.00	13.66%	65
53	24-09-2018	150.00	13.66%	65
54	01-10-2018	2,592.00	13.66%	65
55	07-11-2018	5,000.00	13.66%	65
56	07-12-2018	7,660.00	13.66%	65
57	07-01-2019	5,815.00	13.66%	65
58	07-02-2019	12,095.00	13.66%	65
59	07-03-2019	4,700.00	13.66%	65
60	12-04-2019	24,457.00	12.25%-13.66%	36-65
61	07-05-2019	21,425.00	12.25%-13.66%	36-65
62	07-06-2019	22,359.00	12.25%-13.66%	36-65
63	08-07-2019	21,684.00	12.25%-13.66%	36-65
64	07-08-2019	23,904.00	12.25%-13.66%	36-65
65	07-09-2019	29,970.00	12.25%-13.66%	36-65
66	09-10-2019	32,925.00	12.25%-13.66%	36-65
67	07-11-2019	46,223.00	12.25%-13.66%	36-65
68	19-12-2019	71,654.00	12.25%-13.66%	36-65
69	13-01-2020	31,533.00	12.25%-13.66%	36-65
70	18-02-2020	30,365.00	12.25%-13.66%	36-65
71	18-03-2020	42,833.00	12.25%-13.66%	36-65
72	17-04-2020	21,320.00	12%-13.66%	24-65
73	12-05-2020	60,633.00	12%-13.66%	24-65
74	13-06-2020	40,224.00	12%-13.66%	24-65
75	30-06-2020	42,727.00	12%-13.66%	24-65
76	14-07-2020	76,729.00	12%-13.66%	24-65
77	11-08-2020	45,372.00	12%-13.66%	24-65
78	27-08-2020	84,072.00	12%-13.66%	24-65
79	12-09-2020	35,670.00	12%-13.66%	24-65
80	29-09-2020	31,061.00	12%-13.66%	24-65
81	13-10-2020	32,379.00	12%-13.66%	24-65
82	02-11-2020	33,575.00	12%-13.66%	24-65
83	18-11-2020	39,425.00	12%-13.66%	24-65
84	05-12-2020	34,721.00	12%-13.66%	24-65
85	21-12-2020	35,795.00	12%-13.66%	24-65
86	07-01-2021	38,755.00	12%-13.66%	24-65

H-1111

10000

10000

10000

10000

ICL Fincorp Limited**Notes to the Consolidated financial statements for the year ended 31-March-2023***(All amounts are in Thousands of Indian Rupees unless otherwise stated)***19 Debt Securities (contd.)****D) Non Convertible Debentures of ₹1,000/- each - series-wise classification****As at 31-Mar-2022**

Sl. No.	Date of Allotment	Outstanding	Interest Rate	Tenure (months)
87	27-01-2021	35,095.00	12%-13.66%	24-65
88	09-02-2021	42,793.00	12%-13.66%	24-65
89	23-02-2021	39,460.00	12%-13.66%	24-65
90	09-03-2021	49,713.00	11.50%-13.66%	13-65
91	25-03-2021	68,050.00	11.50%-13.66%	13-65
92	30-03-2021	10,740.00	11.50%-13.66%	13-65
93	13-04-2021	39,685.00	11.50%-13.66%	13-65
94	23-04-2021	42,597.00	11.50%-13.66%	13-65
95	08-05-2021	42,335.00	11.50%-13.66%	13-65
96	02-06-2021	39,965.00	11.50%-13.66%	13-65
97	18-06-2021	44,310.00	11.50%-13.66%	13-65
98	09-07-2021	54,801.00	11.50%-13.66%	13-65
99	23-07-2021	61,876.00	11.50%-13.66%	13-65
100	06-08-2021	46,619.00	11.50%-13.66%	13-65
101	26-08-2021	64,245.00	11.50%-13.66%	13-65
102	08-09-2021	64,776.00	11.50%-13.66%	13-65
103	23-09-2021	56,801.00	11.50%-13.66%	13-65
104	08-10-2021	65,291.00	11.50%-13.66%	13-65
105	27-10-2021	64,415.00	11.50%-13.66%	13-65
106	13-11-2021	60,694.00	11.50%-13.66%	13-65
107	03-12-2021	77,500.00	11.50%-13.66%	13-65
108	30-12-2021	44,389.00	11.50%-13.66%	13-65
109	31-12-2021	29,300.00	11.5%-13.66%	13-65
110	21-01-2022	31,535.00	11.5%-13.66%	13-65
111	28-01-2022	57,146.00	11.50%-13.66%	13-65
112	17-02-2022	54,437.00	11.50%-13.66%	13-65
113	17-02-2022	20,100.00	11.5%-13.66%	13-65
114	07-03-2022	73,820.00	11.50%-13.66%	13-65
115	21-03-2022	42,773.00	11.50%-13.66%	13-65
116	30-03-2022	28,730.00	11.5%-13.66%	13-65
Total		26,83,860.00		

T-H-113

Cm

Cm




ICL Fincorp Limited
Notes to the Consolidated financial statements for the year ended 31-March-2023
(All amounts are in Thousands of Indian Rupees unless otherwise stated)

20 Borrowings (Other than Debt Securities)

	As at 31-Mar-2023	As at 31-Mar-2022
Term Loan		
Vehicle Loan- HDFC Bank		69.01
Vehicle Loan- Axis Bank	12,785.14	15,956.79
SBI Term Loan	1,94,269.26	2,45,000.00
Loan From Related Parties		
Loan from Directors	1,911.28	17,860.05
Total	2,08,965.68	2,78,885.85
Borrowings in India		
Borrowings outside India	2,08,965.68	2,78,885.85
Total	2,08,965.68	2,78,885.85

All Terms and Conditions of borrowings

Name of the financial Institution	Security	Nature of Loan	Interest Rate	Other Terms
Axis Bank Limited	Vehicle - Toyota Vellfire	Auto Loan	7.25%	Margin - 18%. EMI amounts to ₹1,79,752/- Period - 60 months
Axis Bank Limited	Vehicle - BMW	Auto Loan	8.73%	Margin - 14%. EMI amounts to ₹1,81,299/- Period - 60 months
State Bank of India	Hypothecation of Loan Receivables (Standard Assets as per IRACP Norms of RBI)	Term Loan	9.45%	Margin on Receivables atleast 125% of Term Loan Outstanding has to be ensured during the tenure of the loan
K.G Anilkumar	Nil	Loan from Directors	Nil	Nil
Umadevi Anilkumar	Nil	Loan from Directors	Nil	Nil

Pranav

Chet -

Chet -

Chet -

Chet -



ICL Fincorp Limited**Notes to the Consolidated financial statements for the year ended 31-March-2023***(All amounts are in Thousands of Indian Rupees unless otherwise stated)***20 Borrowings (Other than Debt Securities)****Term Loan- (Secured)**


Details of rate of interest and maturity pattern as on the date of the balance sheet is as under:



31-Mar-23

Repayable within	Rate of Interest				Total
	10.51%	8.73%	7.25%	9.45%	
Due Within 1 year	-	1,678.47	1,755.41	50,400.00	53,833.88
Due Within 1-2 year	-	1,831.01	1,886.99	47,900.00	51,618.00
Due Within 2-3 year	-	1,997.41	2,028.44	50,400.00	54,425.85
Due Within 3-4 year	-	944.67	662.74	45,569.26	47,176.67
Due Within 4-5 year	-	-	-	-	-
Grand Total	-	6,451.56	6,333.58	1,94,269.26	2,07,054.40

31-Mar-22

Repayable within	Rate of Interest				Total
	10.51%	8.73%	7.25%	9.45%	
Due Within 1 year	69.01	1,538.64	1,633.00	50,000.00	53,240.65
Due Within 1-2 year	-	1,678.47	1,755.41	47,500.00	50,933.89
Due Within 2-3 year	-	1,831.01	1,886.99	50,000.00	53,718.01
Due Within 3-4 year	-	1,997.41	2,028.44	50,000.00	54,025.85
Due Within 4-5 year	-	944.67	662.74	47,499.98	49,107.39
Grand Total	69.01	7,990.20	7,966.58	2,45,000.00	2,61,025.79




ICL Fincorp Limited**Notes to the Consolidated financial statements for the year ended 31-March-2023***(All amounts are in Thousands of Indian Rupees unless otherwise stated)***21 Subordinate Liabilities**

	As at 31-Mar-2023	As at 31-Mar-2022
At Amortised Cost		
Subordinated debt from Others	2,40,795.00	2,76,640.00
Preference shares#	28,400.00	28,400.00
Total	2,69,195.00	3,05,040.00
Borrowings in India	2,69,195.00	3,05,040.00
Borrowings outside India	-	-
Total	2,69,195.00	3,05,040.00

#15% Redeemable Non - Convertible Cumulative Preference Shares of face value of Rs.100/- paid up each.



ICL Fincorp Limited**Notes to the Consolidated financial statements for the year ended 31-March-2023***(All amounts are in Thousands of Indian Rupees unless otherwise stated)***21 Subordinate Liabilities (contd.)****B] Subordinated Debts from Others(Unsecured)**

Subordinated debts have a face value of ₹ 1,000/- each. Details of rate of interest and maturity pattern as on the date of the balance sheet is as under:

As at 31-Mar-2023

Redeemable at par within	Rate of Interest					
	>= 12% < 14%		>= 14%		Total	
	Number	Amount	Number	Amount	Number	Amount
Due within 1 year	-	-	-	-	-	-
Due within 1- 2 years	1,05,900	1,05,900.00	83,860	83,860.00	1,89,760	1,89,760.00
Due within 2-3 years	3,100	3,100.00	2,000	2,000.00	5,100	5,100.00
Due within 3-4 years	-	-	-	-	-	-
Due within 4-5 years	27,980	27,980.00	17,955	17,955.00	45,935	45,935.00
Grand Total	1,36,980.00	1,36,980.00	1,03,815.00	1,03,815.00	2,40,795.00	2,40,795.00

As at 31-Mar-2022

Redeemable at par within	Rate of Interest					
	>= 12% < 14%		>= 14%		Total	
	Number	Amount	Number	Amount	Number	Amount
Due within 1 year	18.94	18,939.00	16.91	16,906.00	35.85	35,845.00
Due within 1- 2 years	-	-	-	-	-	-
Due within 2-3 years	105.90	1,05,900.00	83.86	83,860.00	189.76	1,89,760.00
Due within 3-4 years	31.08	31,080.00	19.96	19,955.00	51.04	51,035.00
Due within 4-5 years	-	-	-	-	-	-
Grand Total	155.92	1,55,919.00	120.72	1,20,721.00	276.64	2,76,640.00

Handwritten signature: H. H. H.

Handwritten signature: Chk.

Handwritten signature: [Signature]

Handwritten signature: [Signature]

ICL Fincorp Limited**Notes to the Consolidated financial statements for the year ended 31-March-2023***(All amounts are in Thousands of Indian Rupees unless otherwise stated)***22 Other financial liabilities**

	As at 31-Mar-2023	As at 31-Mar-2022
Interest accrued on borrowings	3,83,217.01	3,15,314.43
Unclaimed dividend*	109.03	109.03
Unpaid matured debentures and interest accrued thereon;	4,741.23	4,545.52
Unpaid matured Subordinated Debts and interest accrued thereon;	12,555.24	14,033.00
Employee related payables	40,527.44	23,764.10
Others	149.21	6,555.31
Total	4,41,299.16	3,64,321.39

*Amount to be credited to Investor Education and Protection Fund towards unpaid dividends

Nil


Nil

23 Provisions

	As at 31-Mar-2023	As at 31-Mar-2022
Employee Benefits		
- Gratuity	12,905.59	10,745.26
Provisions for taxation	32,733.43	27,599.40
Provision for CSR Expenditure	-	-
Provision for dividend on preference shares	4,260.00	3,989.14
Provision for loss on account of fraud	12,799.91	8,719.01
Others	342.58	455.45
Total	63,041.51	51,500.26

24 Other non-financial liabilities

	As at 31-Mar-2023	As at 31-Mar-2022
Statutory dues payable	8,281.90	11,677.66
Other liabilities	2,749.06	2,855.19
Total	11,030.96	14,532.85



ICL Fincorp Limited
Notes to the Consolidated financial statements for the year ended 31-March-2023
(All amounts are in Thousands of Indian Rupees unless otherwise stated)

25. Equity Share capital

The reconciliation of equity shares outstanding at the beginning and at the end of the period

	As at 31-Mar-2023	As at 31-Mar-2022
Authorized shares		
10,00,00,000 (Previous Year : 10,00,00,000) Equity shares of ₹10/- each	10,00,000.00	10,00,000.00
50,00,00,000 (Previous Year : 50,00,00,000) Preference shares of ₹100/- each #	5,00,000.00	5,00,000.00
	15,00,000.00	15,00,000.00
Issued, subscribed and fully paid-up shares		
4,73,93,561 (Previous Year : 4,43,34,952) Equity shares of ₹10/- each #	4,73,935.61	4,43,349.52
Total	4,73,935.61	4,43,349.52

During the year the Company has issued 15% Redeemable Non-Convertible Preference shares of face value ₹ 100 paid up each, which is disclosed in Note no 19 under subordinate liabilities.

During the year the company issued 30,58,609 Equity Shares of face value of Rs. 10/- (Rupees Ten Only) each of the company at Rs. 25/- (Rupees Twenty Five Only) each for cash (including premium of Rs. 15/-) on right basis.

a. Terms/rights attached to equity shares

The company has only one class of equity shares having a par value of ₹10 per share. Each holder of equity shares is entitled to one vote per share. In the event of liquidation of the company, the holders of equity shares will be entitled to receive remaining assets of the company, after distribution of all preferential amounts. The distribution will be in proportion to the number of equity shares held by the shareholders.

b. Details of shareholders holding more than 5% shares in the company

Name of Shareholders	As at 31-Mar-2023		As at 31-Mar-2022	
	Number	% holding in the class	Number	% holding in the class
K G Anilkumar	1,69,40,176	35.74%	1,60,18,144	36.13%
Umadevi Anilkumar	45,01,799	9.50%	41,01,799	9.25%

(As per records of the Company, including its Register of share holders/members and other declarations received from share holders regarding beneficial interest, the above shareholding represents both legal and beneficial ownership of shares.)

[Signature]

[Signature]

[Signature]

[Signature]

ICL Fincorp Limited**Notes to the Consolidated financial statements for the year ended 31-March-2023***(All amounts are in Thousands of Indian Rupees unless otherwise stated)***25 Equity Share capital (Contd)****c. Reconciliation of the shares outstanding at the beginning and at the end of the reporting period**

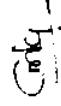
Particulars	As at 31-Mar-2023		As at 31-Mar-2022	
	Number	Amount	Number	Amount
At the beginning of the year	4,43,34,952	4,43,34,952	4,43,34,952	4,43,34,952
Issued during the period	30,58,609	30,586.09	-	-
Outstanding at the end of the period	4,73,93,561	4,73,935.61	4,43,34,952	4,43,34,952

d. Shareholding of Promoters**As at 31-Mar-2023**

Shares held by promoters at the end of the year			
Promoter name	No. of Shares	% of total shares	% Change during the year
K C Anilkumar	1,69,40,176	35.74%	-0.39%
Umaidevi Anilkumar	45,01,799	9.50%	0.25%

As at 31-Mar-2022

Shares held by promoters at the end of the year			
Promoter name	No. of Shares	% of total shares	% Change during the year
K C Anilkumar	1,60,18,144	36.13%	3.51%
Umaidevi Anilkumar	41,01,799	9.25%	Nil



ICL Fincorp Limited**Notes to the Consolidated financial statements for the year ended 31-March-2023***(All amounts are in Thousands of Indian Rupees unless otherwise stated)***26 Other Equity**

	As at 31-Mar-2023	As at 31-Mar-2022
Statutory Reserves		
Balance as per the last financial statements	18,041.97	12,041.97
Add: Transferred from statement of Profit and loss account	6,470.00	6,000.00
Closing Balance	24,511.97	18,041.97
Impairment Reserves		
Balance as per the last financial statements	8,801.96	5,120.21
Add: Transferred from statement of Profit and loss account	12,908.99	3,681.75
Closing Balance	21,710.95	8,801.96
Securities Premium Reserves		
Balance as per the last financial statements	2,43,376.88	2,43,376.88
Add: Additions during the period	45,879.14	-
Closing Balance	2,89,256.01	2,43,376.88
Surplus/(deficit) in the statement of profit and loss		
Balance as per last financial statements	34,150.01	22,393.45
Add: Other Net additions		
Profit/(loss) during the period	30,604.04	25,363.10
Less: Transferred to Statutory Reserve	6,470.00	6,000.00
Provision for dividend on Preference Share	4,260.00	3,924.79
Add/Less: Adjustments - Impairment Reserve	12,908.99	3,681.75
Net surplus to the statement of profit and loss	41,115.06	34,150.01
Other Comprehensive Income		
Balance as per last financial statements	(374.92)	(544.41)
Add: Additions during the period	924.12	169.50
Net surplus in the statement of profit and loss	549.20	(374.92)
Total	3,77,143.19	3,03,995.90

Nature and purpose of Reserves

Statutory reserve (Statutory Reserve pursuant to Section 45-IC of The RBI Act, 1934): Section 45IC of Reserve Bank of India Act, 1934 ("RBI Act, 1934") defines that every non banking finance institution which is a Company shall create a reserve fund and transfer therein a sum not less than twenty percent of its net profit every year as disclosed in the statement of profit and loss before any dividend is declared.

The Company has transferred an amount of ₹64,70,000/- (Previous year ₹60,00,000/-) to Statutory reserve pursuant to Section 45-IC of RBI Act, 1934

Impairment reserve: Where impairment allowance under Ind AS 109 is lower than the provisioning required under IRACP (including standard asset provisioning), the differential amount is transferred to impairment reserve. The balance in the impairment reserves shall not be reckoned for regulatory capital

Securities premium: Securities premium reserve is used to record the premium on issue of shares. The reserve can be utilised only for limited purposes such as issuance of bonus shares in accordance with the provisions of the Companies Act, 2013.

Other comprehensive income: Other items of other comprehensive income consist of remeasurement of net defined benefit liability/asset.

Handwritten signatures and initials:

Handwritten signature: *H. H. H.*

Handwritten signature: *[Signature]*

Handwritten signature: *[Signature]*

Handwritten signature: *[Signature]*

Handwritten signature: *[Signature]*

ICL Fincorp Limited**Notes to the Consolidated financial statements for the year ended 31-March-2023***(All amounts are in Thousands of Indian Rupees unless otherwise stated)***27 Revenue from operations****I) Interest Income****On Financial Assets measured at Amortised cost**

Interest on Loans

Interest on Fixed deposit

Total

For the year ended 31-Mar-2023	For the year ended 31-Mar-2022
11,20,519.31	8,66,444.48
1,366.89	7,262.35
11,21,886.20	8,73,706.83

II) Revenue from other Financial Services

Income From Money Transfer

Fees and Service Charges Received

Total

For the year ended 31-Mar-2023	For the year ended 31-Mar-2022
9.54	17.91
8,913.93	11,084.59
8,923.47	11,102.50

28 Other income

Miscellaneous income

Interest On Rent Deposit

Dividend on Investments

Net Gain/(Loss) on sale of investments

Gain on current investment due to market fluctuation

Profit/(Loss) on sale of Property, Plant and Equipment

Interest on Income Tax Refund

Concession on Lease Rent

Total

For the year ended 31-Mar-2023	For the year ended 31-Mar-2022
444.74	478.04
3,660.44	3,587.37
777.39	870.60
(436.98)	2,711.62
(9,256.57)	1,777.10
-	62.89
384.15	6.56
-	38.13
(4,426.84)	9,532.31

29 Finance costs**On Financial Assets measured at Amortised cost:**

Interest on Debentures

Interest on Subordinated Debts

Interest on Bank Borrowings

Interest on Lease Liability

Interest On Vehicle Loan

Other Interest expense:

Interest on short fall in payment of advance Income Tax

Interest on others

Total

For the year ended 31-Mar-2023	For the year ended 31-Mar-2022
3,95,261.49	3,23,847.20
40,077.35	53,272.14
21,650.14	2,562.41
12,429.73	6,471.25
1,162.18	1,168.35
-	-
-	-
-	-
4,70,580.89	3,87,321.35

30 Impairment of Financial Instruments**On financial liabilities measured at amortised cost:**

Loans Assets

Total

For the year ended 31-Mar-2023	For the year ended 31-Mar-2022
6,677.42	(163.71)
6,677.42	(163.71)

ICL Fincorp Limited
Notes to the Consolidated financial statements for the year ended 31-March-2023
(All amounts are in Thousands of Indian Rupees unless otherwise stated)

31 Employee benefits expense

Salaries & Wages
Contribution to provident and other fund
Staff Welfare Expenses
Total

For the year ended 31-Mar-2023	For the year ended 31-Mar-2022
2,65,618.40	1,97,774.07
19,184.15	11,821.56
2,265.60	524.67
2,87,068.15	2,10,120.30

32 Depreciation and amortization expense

Depreciation of tangible assets
Depreciation of right-of-use asset
Amortization of intangible assets
Total

For the year ended 31-Mar-2023	For the year ended 31-Mar-2022
72,538.91	49,150.97
36,969.97	30,440.92
732.75	449.91
1,10,241.63	80,041.80

33 Other expenses

Advertising and sales promotion
Bank charges
CSR Expenditure (Refer details below)
Director's sitting fees
Donation
Insurance
Miscellaneous expenses
Office Expenses
Payment to auditor (Refer details below)
Postage and Telephone
Printing and stationery
Professional Charges
Provision for loss on account of fraud
Rent
Repairs and maintenance
Security charges
Tax and fee
Travelling and boarding
Water & Electricity
Other Expenditure

For the year ended 31-Mar-2023	For the year ended 31-Mar-2022
61,743.13	63,111.00
1,648.23	1,781.68
1,000.00	848.00
346.08	483.96
1,363.00	2,196.42
2,728.60	2,108.29
-	358.49
10,764.46	9,570.85
1,698.05	1,565.25
9,415.96	7,273.22
5,329.39	2,777.58
23,999.58	16,130.39
4,080.90	8,719.01
29,125.90	19,438.19
18,445.48	15,314.56
18,013.94	9,414.47
4,537.16	9,698.35
6,050.39	3,309.73
9,120.15	5,691.52
236	-
2,09,412.77	1,79,790.96

Total

Payment to the auditor: (excluding tax)
as auditor
for taxation matters
for company law matters
for management services
for other services
for reimbursement of expenses
Total

For the year ended 31-Mar-2023	For the year ended 31-Mar-2022
1,135.00	930.00
375.00	350.00
-	-
-	-
60.00	175.00
-	-
1,570.00	1,455.00

Handwritten signature

Handwritten signature

Handwritten signature




Handwritten signature

Handwritten signature

ICL Fincorp Limited**Notes to the Consolidated financial statements for the year ended 31-March-2023***(All amounts are in Thousands of Indian Rupees unless otherwise stated)*

	For the year ended 31-Mar-2023	For the year ended 31-Mar-2022
Amount required to be spent by the company during the year	519.92	559.98
Amount of expenditure incurred	1,000.00	848.00
Shortfall at the end of the year	-	-
Total of previous years shortfall	-	-
Reason for shortfall	-	-
Nature of CSR activities	Educational and Entertainment Purposes	Covid-19 relief and health care activities
Details of related party transactions	-	-
<u>Movement of CSR Provision:</u>		
Provision as on 31.03.2022	-	1,050
Less: Contribution to Prime Minister's National Relief Fund	-	1,050
Provision as on 31.03.2023	-	-



ICL Fincorp Limited

Notes to the Consolidated financial statements for the year ended 31-March-2023

(All amounts are in Thousands of Indian Rupees unless otherwise stated)

34 Tax expenses

Income Tax

The components of income tax expense for the year ended 31 March 2023 and year ended 31 March 2022 are:

	For the year ended 31- Mar-2023	For the year ended 31- Mar-2022
Current tax	21,413.01	17,313.14
Adjustment in respect of current income tax of prior years	(319.38)	(268.79)
Deferred tax relating to origination and reversal of temporary differences	(9,054.02)	(6,957.25)
Total tax charge	12,039.61	10,087.10
Current tax	21,093.63	17,044.35
Deferred tax	(9,054.02)	(6,957.25)

Reconciliation of Income tax expense:

	For the year ended 31-Mar-2023	For the year ended 31-Mar-2022
Accounting profit before tax as per Ind AS	42,401.96	37,230.92
Add/(Less): Ind AS Adjustments on PBT	-	-
Accounting profit before tax for IT Computation	42,401.96	37,230.92
Allowances / Disallowances and other adjustments (Net)	42,170.16	-
Adjusted profit / (Loss) before tax for Income Tax	84,572.12	37,230.92

Current Tax as per Books

Tax at Normal Rate *	21,413.01	16,854.94
Tax at Special Rate (Short Term Capital Gain Effective rate of 17.16%, March 2022: 17.16%, Long Term Capital Gain Effective rate of 22.88%, March 2021: 22.88%)	-	458.19

Adjustment of prior year tax and MAT Credit

Total Tax as given in Books	21,413.01	17,313.14
	(319.38)	(268.79)
	21,093.63	17,044.35
	21,413.01	17,313.14

*For ICL Fincorp Limited-All India Statutory Income tax rate of 25.17%, March 2022: 25.17%)

*For Salem Erode Investments Limited -All India Statutory income tax rate of 27.82%, March 2022: 27.82%)

Handwritten signature

Handwritten signature

Handwritten signature

Handwritten signature

ICL Fincorp Limited

Notes to the Consolidated financial statements for the year ended 31-March-2023

(All amounts are in Thousands of Indian Rupees unless otherwise stated)

24 Tax expenses (Contd)

Deferred Tax

The following table shows deferred tax recorded in the balance sheet and changes recorded in the Income tax expense:

	Deferred Tax Assets	Deferred Tax Liabilities	Income Statement	OCI	Others
	31-Mar-23	31-Mar-23	2022-23	2022-23	2022-23
MAT Credit Entitlement	16,890.31	-	(1,973.21)	-	-
Depreciation	17,583.82	-	6,549.22	-	-
Impairment allowance for financial assets	114.51	(3,981.54)	2,012.24	-	-
Remeasurement gain/ (loss) on defined benefit plan	-	243.31	-	(35.13)	-
Provisions	3,202.68	-	517.59	-	-
Financial assets measured at amortised cost	-	-	-	-	-
Other temporary differences	-	-	(25.04)	-	-
Total	37,791.32	(3,738.22)	7,080.61	(35.13)	-
Net Deferred tax liabilities as at 31 March, 2023	41,529.54	-	-	-	-

	Deferred Tax Assets	Deferred Tax Liabilities	Income Statement	OCI	Others
	31-Mar-22	31-Mar-22	2021-22	2021-22	2021-22
MAT Credit Entitlement	18,863.52	-	(1,386.75)	-	-
Depreciation	11,034.59	-	2,249.45	-	-
Impairment allowance for financial assets	2,288.51	204.71	4,242.70	-	-
Remeasurement gain/ (loss) on defined benefit plan	-	208.18	-	(653.56)	-
Provisions	2,685.09	-	511.11	-	-
Financial assets measured at amortised cost	-	-	-	-	-
Other temporary differences	41.73	16.69	(46.01)	-	-
Total	34,913.44	429.58	5,570.50	(653.56)	-
Net Deferred tax liabilities as at 31 March, 2022	34,483.86	-	-	-	-

Handwritten signature


Handwritten signature

Handwritten signature

ICL Fincorp Limited**Notes to the Consolidated financial statements for the year ended 31-March-2023***(All amounts are in Thousands of Indian Rupees unless otherwise stated)***35 Earnings per equity share**

The following reflects the profit and share data used in the basic and diluted EPS computations:

	For the year ended 31-Mar-2023	For the year ended 31-Mar-2022
Profit/(loss) after tax	30,362.35	27,143.82
Less : Dividends on convertible preference shares & tax thereon	-	-
Net profit/(loss) for calculation of basic EPS	30,362.35	27,143.82
Net profit as above	30,362.35	27,143.82
Add : dividends on convertible preference shares & tax thereon	-	-
Add : Interest on bonds convertible into equity shares (net of tax)	-	-
Net profit/(loss) for calculation of diluted EPS (A)	30,362.35	27,143.82
Weighted average number of equity shares in calculating basic EPS (B)	47,394	44,335
Effect of dilution:		
Convertible preference shares	-	-
Weighted average number of equity shares in calculating diluted EPS (C)	47,394	44,335
Earnings Per Share (A/B)	0.64	0.61
(Basic in ₹)		
Earnings Per Share (A/C)	0.64	0.61
(Diluted in ₹)		
Par value per share ₹	10.00	10.00



ICL Fincorp Limited

Notes to the Standalone financial statements for the year ended 31-March-2023

(All amounts are in Thousands of Indian Rupees unless otherwise stated)

36 Retirement Benefit Plan

Defined Contribution Plan

The Company makes Provident Fund and Employee State Insurance Scheme contributions which are defined contribution plans, for qualifying employees. Under the Schemes, the Company is required to contribute a specified percentage of the payroll costs to fund the benefits. The Company recognized ₹ 1,48,31,704.00 /- (Previous Year: ₹76,73,628/-) for Provident Fund contributions and ₹ 43,52,447.00 /-(Previous Year: ₹41,47,934/-) for Employee State Insurance Scheme contributions in the Statement of Profit and Loss. The contributions payable to these plans by the Company are at rates specified in the rules of the Schemes.

Defined Benefit Plan

The Company has a defined benefit gratuity plan. Every employee who has completed five years or more of service gets a gratuity on departure at 15 days salary (last drawn salary) for each completed year of service.

1) Gratuity

HOLDING COMPANY

ICL FINCORP LIMITED

Actuarial assumptions	As at 31-March-2023	As at 31-March-2022
Mortality table	IALM 2012-14 Ult	IALM 2012-14 Ult
Normal retirement Age (years)	65 Years	65 Years
Employee Turnover	21% pa upto age 50 thereafter 3%	21% pa upto age 50 thereafter 3%
Discount rate	7.3%	6.1%
Basic salary increases allowing for Price inflation	4%	4%
Formula used	Projected unit credit Method with control period of one year	Projected unit credit Method with control period of one year

SUBSIDIARY COMPANY

SALEM ERODE INVESTMENT LIMITED

Actuarial assumptions	As at 31-March-2023	As at 31-March-2022
Mortality table	IALM 2012-14 Ult	IALM 2012-14 Ult
Superannuation age	65	65
Early retirement and disablement	5% p.a	5% p.a
Discount rate	7.5%	7.2%
Inflation rate	5%	5%
Return on asset	N/A	N/A
Remaining working life	15.1	15.1
Formula used	Projected unit credit Method with control period of one year	Projected unit credit Method with control period of one year

Changes in fair value of plan assets

Not applicable as scheme is unfunded

Funded status

Not applicable as scheme is unfunded

Table 1

Reconciliation of PBO	As at 31-March-2023	As at 31-March-2022
Projected Benefit Obligation at Beginning of Year	10,745.26	8,660.86
Current Service Cost	2,865.61	2,480.77
Interest Cost	832.35	669.01
Contributions by plan participants	-	-
Actuarial (Gain)/Loss due to change in assumptions and experience deviation	(964.36)	(825.66)
Foreign currency exchange rate changes on plans measured in a currency different from the enterprise's reporting currency	-	-
Benefits Paid	(573.28)	(239.72)
Past service cost	-	-
Amalgamations	-	-
Curtailments	-	-
Settlements	-	-
Projected Benefit Obligation at End of Year	12,905.59	10,745.26

Handwritten signature

Handwritten signature

Handwritten signature

Handwritten signature

34 Retirement Benefit Plan(Contd)

Table 2

Plan Asset at Fair Value	As at 31-March-2023	As at 31-March-2022
Plan Asset at beginning of year	-	-
Foreign currency exchange rate changes on plans measured in a currency different from the enterprise's reporting currency	-	-
Expected Return on Plan Asset	-	-
Employer Contribution	573.28	239.72
Employee Contribution	-	-
Benefit Payments	(573.28)	(239.72)
Asset Gain / (Loss)	-	-
Amalgamations	-	-
Settlements	-	-
Ending Asset	-	-
Total actuarial gain/(loss) to be recognised in other comprehensive income	964.36	825.66

Table 3

Amount to be Recognised in Balancesheet:	As at 31-March-2023	As at 31-March-2022
Projected Benefit Obligation at End or year	12,905.59	10,745.26
Ending Asset	-	-
Funded Status asset / (liability)	(12,905.59)	(10,745.26)
Unrecognised past service cost - non vested benefits (-)	-	-
Liability(-)/Asset(+) recognised in Balance Sheet	(12,905.59)	(10,745.26)

Table 4

Statement of Profit/Loss	As at 31-March-2023	As at 31-March-2022
Current service cost	2,865.61	2,480.77
Interest cost	832.35	669.01
Expected return of plan asset	-	-
Curtailment cost	-	-
Net actuarial (gain)/loss to be recognised in year	-	-
Past Service Cost Recognised	-	-
Effect of Curtailments	-	-
Income (-)/Expense(+) recognised in the statement of P&L	3,697.96	3,149.78
Current Liability	2,335.23	1,762.67
Non-Current Liability	10,570.35	8,982.59

TH-11/17

Chb.

2

2009

36 Retirement Benefit Plan(Contd)

Table 5

Further Reconciliation	As at 31-March-2023	As at 31-March-2022
Expenses As above	3,697.96	3,149.78
Less ERContrib/Direct ben paid	(573.28)	(239.72)
Less included in OCI	(964.36)	(825.66)
Balance to be recognised in P&L	2,160.32	2,084.41
Increase in Funded Status	(2,160.32)	(2,084.41)
Actuaial gain/(loss) due to assumption changes	811.19	65.46
Experience adjustments[Gain/(Loss)]:Liability	153.17	760.19
Total Actl gain/(loss) : Liability	964.36	825.66
Asset gain / (loss)	-	-
Total gain / (loss)	964.36	825.66

Table 6

Amounts recognised in Other Comprehensive Income	As at 31-March-2023	As at 31-March-2022
Actuaial gain/(loss) due to assumption changes	811.19	65.46
Experience adjustments[Gain/(Loss)]:Liability	153.17	760.19
Total Actl gain/(loss) on Liability side	964.36	825.66
Asset gain / (loss)	-	-
Total to be recognised in OCI for the year	964.36	825.66
Total b/f balance [gains/(loss)]	(943.96)	(1,769.62)
Total recognised in OCI at EoV	20.39	(943.96)

Table 7

Sensitivity Analysis (Proj.Ben. Obligations)	As at 31-March-2023	As at 31-March-2022
Current year basis	12,905.59	10,745.26
Last years basis	13,716.78	10,810.72
Discount rate increased by 0.25%	12,744.25	10,599.91
Discount rate decreased by 0.25%	13,071.27	10,894.59
Salary Escalation rate increased by 2%	13,968.08	11,667.16
Salary Escalation rate decreased by 2%	11,964.97	9,900.81
Employee Turnover rate increased by 2%	12,793.90	10,540.40
Employee Turnover rate decreased by 2%	12,955.44	10,924.55

Table 8

Categories of Plan Assets	As at 31-March-2023	As at 31-March-2022
Government of India Securities	0%	0%
High quality corporate bonds	0%	0%
Equity shares of listed companies	0%	0%
Property	0%	0%
Funds managed by Insurer	0%	0%

Handwritten signature

Handwritten mark

Handwritten signature

Handwritten signature

Handwritten signature

36 Retirement Benefit Plan(Contd)

Table 9

Details of experience adjustment on plan assets and liabilities	As at 31-March-2023	As at 31-March-2022
F Y 2024	2,335.23	1,762.47
F Y 2025	1,647.31	1,224.12
F Y 2026	1,521.52	1,237.77
F Y 2027	1,469.08	1,146.08
F Y 2028	1,387.42	1,043.16
F Y 2029-2033	5,828.83	4,879.76

Thur

20

Copy

20

20

ICL Fincorp Limited
Notes to the Standalone financial statements for the year ended 31-March-2023

(All amounts are in Thousands of Indian Rupees unless otherwise stated)

37 Maturity Analysis Of Assets And Liabilities

The table below shows an analysis of assets and liabilities analysed according to when they are expected to be recovered or settled. With regard to loans and advances to customers, the Company uses the same basis of expected repayment behaviour as used for estimating the EIR.

	As at 31-Mar-2023			As at 31-Mar-2022		
	Within 12 Months	After 12 Months	Total	Within 12 Months	After 12 Months	Total
Assets						
Financial Assets						
Cash and Cash Equivalents	97,900.74	-	97,900.74	1,37,489.21	-	1,37,489.21
Bank Balances other than above	53,195.10	-	53,195.10	55,355.10	-	55,355.10
Loans	40,13,902.95	16,540.45	40,30,443.40	34,42,515.75	74,265.17	35,16,780.93
Investments	47,086.51	-	47,086.51	41,169.33	-	41,169.33
Other Financial Asset	3,22,436.15	21,451.49	3,43,887.64	2,41,705.16	15,146.03	2,56,851.19
Total (A)	45,34,521.46	37,991.93	45,72,513.39	39,18,234.56	89,411.20	40,07,645.76
Non-Financial Assets						
Current tax assets (net)	32,892.22	-	32,892.22	34,067.67	-	34,067.67
Deferred tax assets (net)	-	41,529.54	41,529.54	-	34,483.86	34,483.86
Property, Plant and Equipment	-	3,25,518.70	3,25,518.70	-	2,45,857.38	2,45,857.38
Capital work in progress	-	3,631.72	3,631.72	-	7,149.14	7,149.14
Right-of-Use Asset	1,164.30	1,13,308.67	1,14,472.96	4,695.25	68,462.05	73,157.30
Goodwill	-	44,786.26	44,786.26	-	44,786.26	44,786.26
Other Intangible assets	-	1,761.02	1,761.02	-	2,313.56	2,313.56
Other Non-Financial Asset	1,37,039.85	2,439.07	1,39,479.71	1,11,980.95	25,000.00	1,36,980.95
Total (B)	1,71,096.36	5,32,975.77	7,04,072.14	1,50,743.86	4,28,052.25	5,78,796.11
Total Assets (A+B)	47,05,617.82	5,70,967.71	52,76,585.53	40,68,978.42	5,17,463.45	45,86,442.02
Liabilities and Equity						
Financial Liabilities						
Trade payables						
(A) total outstanding dues of micro enterprises and small enterprises;	632.41	-	632.41	567.71	-	567.71
(B) total outstanding dues of creditors other than micro enterprises and small enterprises.	13,749.97	-	13,749.97	9,830.50	-	9,830.50
Debt Securities	13,67,741.00	18,77,283.00	32,45,024.00	26,83,860.00	-	26,83,860.00
Borrowings	55,745.17	1,53,220.52	2,08,965.68	2,78,885.85	-	2,78,885.85
Subordinate Liabilities	0.00	2,69,195.00	2,69,195.00	3,05,040.00	-	3,05,040.00
Lease Liability	3,110.58	1,07,188.01	1,10,298.59	7,193.75	60,850.12	68,043.87
Other financial liabilities	2,46,977.02	1,94,322.14	4,41,299.16	2,04,573.66	1,59,747.73	3,64,321.39
Total (C)	16,87,956.14	26,01,208.67	42,89,164.81	34,89,951.47	2,20,597.85	37,10,549.32
Non-Financial Liabilities						
Provisions	50,135.93	12,905.59	63,041.51	40,763.00	10,745.26	51,508.26
Other non-financial liabilities	11,030.96	-	11,030.96	14,532.85	-	14,532.85
Total (D)	61,166.88	12,905.59	74,072.47	55,295.85	10,745.26	66,041.11
Total Liabilities (C+D)	17,49,123.03	26,14,114.26	43,63,237.28	35,45,247.32	2,31,343.11	37,76,590.43
Net	29,56,494.79	(20,43,146.55)	9,13,348.24	5,23,731.10	2,86,120.34	8,09,851.60

38 Change In Liabilities Arising From Financing Activities

Particulars	As at 31-Mar-2022	Cash Flows	Other	As at 31-Mar-2023
Debt Securities	26,83,860.00	5,61,164.00	-	32,45,024.00
Borrowings	2,78,885.85	(69,920.16)	-	2,08,965.68
Subordinate Liabilities	3,05,040.00	(35,845.00)	-	2,69,195.00
Total	32,67,785.85	4,55,398.84	-	37,23,184.69

Handwritten signature

Handwritten signature

Handwritten signature

Handwritten signature

ICL Fincorp Limited
Notes to the Standalone financial statements for the year ended 31-March-2023

(All amounts are in Thousands of Indian Rupees unless otherwise stated)

39 Related party transactions
Names of related parties

Relationship	Name of the party
Key Management Personnel	Mr. K G Anilkumar (Managing Director) Ms. Umadevi Anilkumar (Whole Time Director) Mr. Madhavankutty T (CFO) Mr. Shinto Stanley (Independent Director) Mr. A. A Balan (Independent Director) Mr. Wilson K K (Non-Executive Director) Mr. Sreejith Surendran Pillai (Non-Executive Director) Saseendran Veliyath (Independent Director) Thainakathu Govindankutty Babu (Independent Director) Manisha Menon (CS)
Subsidiary/Associates / Enterprises owned or significantly influenced by key management personnel or their relatives	Salem Erode Investments Limited ICL Tours And Travels Private Limited ICL Chits Limited ICL Nidhi Limited ICL Medilab Private Limited Snow View Tex Collections Private Ltd Caitis Info Solutions Pvt LTD Kichappu Entertainments Amaljith A Menon (Son of K G Anilkumar and Umadevi Anilkumar) Pankajakshy (Mother of Umadevi Anilkumar) Laneseda Vanija Private Limited

Particulars	Key Management Personnel/Directors	
	31-Mar-23	31-Mar-22
Balance outstanding at the period end:		
<u>Loan from Directors</u>	1,911.28	17,860.05
K G Anilkumar		
Balance outstanding at the beginning	17,601.59	1,274.94
Amount Accepted	1,16,925.57	18,420.00
Amount Repaid	1,32,638.50	2,093.35
Balance outstanding at the period end	1,888.66	17,601.59
Umadevi Anilkumar		
Balance outstanding at the beginning	258.46	33.46
Amount Accepted	14,764.16	225.00
Amount Repaid	15,000.00	-
Balance outstanding at the period end	22.63	258.46
<u>Property Loan including Interest receivable from Directors</u>	0.00	37,056.36
K G Anilkumar		
Balance outstanding at the beginning	37,056.36	96,816.99
Amount Advanced	-	-
Interest Accrued	4,574.75	11,638.86
Amount Repaid	41,631.11	71,399.50
Balance outstanding at the period end	0.00	37,056.36

Handwritten signature

Handwritten signature

Handwritten signature

Handwritten signature

ICL Fincorp Limited
Notes to the Standalone financial statements for the year ended 31-March-2023
(All amounts are in Thousands of Indian Rupees unless otherwise stated)
39 Related party transactions (contd.)

Particulars	Key Management Personnel/Directors	
	31-Mar-23	31-Mar-22
<u>Debenture Outstanding</u>	3,38,223.00	4,100.00
K G Anilkumar	3,30,823.00	-
Umadevi Anilkumar	7,400.00	4,100.00
<u>Debenture Accepted</u>	6,67,394.00	4,59,047.00
K G Anilkumar	6,63,394.00	4,59,047.00
Umadevi Anilkumar	4,000.00	-
<u>Subordinate Debt Outstanding</u>	-	7,830.00
K G Anilkumar	-	7,630.00
Umadevi Anilkumar	-	200.00
<u>Subscription to Equity Shares including premium</u>	10,000.00	-
K G Anilkumar	-	-
Umadevi Anilkumar	10,000.00	-
<u>Interest payable on Subordinate Debt</u>	-	2,147.48
K G Anilkumar	-	1,955.71
Umadevi Anilkumar	-	191.77
<u>Interest payable on Debenture</u>	4,985.23	204.52
K G Anilkumar	4,550.84	-
Umadevi Anilkumar	434.39	204.52
<u>Rent Payable</u>	73.51	67.50
K G Anilkumar	33.08	31.50
Umadevi Anilkumar	40.44	36.00
Income recorded in the books:	4,574.75	11,638.87
K G Anilkumar	4,574.75	11,638.87
Expenses recorded in the books:		
<u>Remuneration to Directors</u>	18,000.00	18,000.00
K G Anilkumar	12,000.00	12,000.00
Umadevi Anilkumar	6,000.00	6,000.00
<u>Remuneration to others</u>	2,194.11	2,458.67
Prasanjit Kumar Baul (CS)	-	309.03
T. Karthik Narayanan(CS)	-	379.67
Nadarajan (CFO)	-	545.45
Karthika P S (CS)	-	-
Subramanian R (CFO)	-	243.62
Madhavankutty Thekkedath (CFO)	1,364.11	325.81
Manisha Menon (CS)	830.00	655.10
<u>Interest on Debenture</u>	10,154.43	226.82
K G Anilkumar	9,386.89	9.67
Umadevi Anilkumar	767.54	217.15
<u>Interest on Subordinate Debt</u>	92.83	2,018.81
K G Anilkumar	92.25	1,659.87
Umadevi Anilkumar	0.58	358.95

ICL Fincorp Limited
Notes to the Standalone financial statements for the year ended 31-March-2023
(All amounts are in Thousands of Indian Rupees unless otherwise stated)
39 Related party transactions (contd.)

Particulars	Key Management Personnel/Directors	
	31-Mar-23	31-Mar-22
<u>Sitting Fees paid to Directors (Excluding GST)</u>	317.50	456.15
K G Anilkumar	58.00	89.70
Umadevi Anilkumar	56.00	92.70
Wilson K K	36.00	57.00
Shinto Stanly	36.00	60.00
Sreejith Surendran Pillai	33.00	51.00
A A Balan	48.50	40.35
Saseendran Veliyath	25.00	32.70
Thainakathu Govindankutty Babu	25.00	32.70
<u>Rent</u>	801.25	510.00
K G Anilkumar	315.00	-
Umadevi Anilkumar	486.25	510.00

Particulars	Subsidiary/Associates / Enterprises owned or significantly influenced by key management personnel or their relatives	
	31-Mar-23	31-Mar-22
<u>Advances with interest receivables from Sister Concerns</u>	13,930.54	26,161.77
ICL Chits Limited		
Balance outstanding at the beginning	-	10,172.88
Amount Advanced	-	-
Interest accrued	-	1,040.88
Amount Repaid	-	11,213.76
Balance outstanding with Interest Receivable at the period end	-	-
ICL Tours & Travels Private Limited		
Balance outstanding at the beginning	26,161.77	40,606.62
Amount Advanced	-	-
Interest accrued	2,827.71	4,073.46
Amount Repaid	15,058.95	18,518.31
Balance outstanding with Interest Receivable at the period end	13,930.54	26,161.77
CAITS INFO SOLUTIONS		
Payable/(Advance) against purchase at the	(2,409.81)	64.44
Purchases during the period	47,822.21	66,044.13
Payment against purchase	47,874.79	68,518.38
Payable/(Advance) against purchase at the period end	(2,462.39)	(2,409.81)
Kichappa Entertainments		
Balance outstanding at the beginning	-	-
Purchases during the period	-	5,414.38
Payment against purchase	-	5,414.38
Payable/(Advance) against purchase at the period end	-	-

ICL Fincorp Limited

Notes to the Standalone financial statements for the year ended 31-March-2023

(All amounts are in Thousands of Indian Rupees unless otherwise stated)

39 Related party transactions (contd.)

Particulars	Subsidiary/Associates / Enterprises owned or significantly influenced by key management personnel or their relatives	
	31-Mar-23	31-Mar-22
Income recorded in the books:	2,827.71	5,114.34
ICL Chits Limited	-	1,040.88
ICL Tours & Travels Private Limited	2,827.71	4,073.46

Particulars	Relatives of key management personnel/directors	
	31-Mar-23	31-Mar-22
<u>Debt Outstanding</u>	3,58,542.00	6,083.00
Pankajakshy	3,58,542.00	6,083.00
<u>Debt Accepted</u>	6,84,689.00	4,26,096.00
Pankajakshy	6,84,689.00	4,26,096.00
<u>Subscription to Equity Shares including premium</u>	1,000.00	-
Amaljith A Menon	1,000.00	-
<u>Interest payable on Debt</u>	4,453.34	242.95
Pankajakshy	4,453.34	242.95
<u>Interest on Debt</u>	10,718.59	299.38
Amaljith A Menon	-	37.64
Pankajakshy	10,718.59	261.73
<u>Interest on Subordinate Debt</u>	-	27.54
Amaljith A Menon	-	27.54

Note:

a) Related parties have been identified on the basis of declaration received by the management and other records available

b) The remuneration to the key managerial personnel does not include the provisions made for gratuity, as they are determined on actuarial basis for the company as a whole.






ICL Fincorp Limited

Notes to the Standalone financial statements for the year ended 31-March-2023

(All amounts are in Thousands of Indian Rupees unless otherwise stated)

4a Statement of Net Assets, Profit and Loss and Other Comprehensive Income attributable to Owners and Non-Controlling Interest

Particulars	Net Assets, i.e. total assets minus total liability		Share in profit and loss		Share in Other comprehensive income		Share in Total comprehensive income	
	As % of consolidated net assets	Amount	As % of consolidated profit and loss	Amount	As % of consolidated other comprehensive income	Amount	As % of Total comprehensive income	Amount
ICL Fincorp Ltd	93.18	8,51,078.80	100.80	30,604.04	99.45	924.12	100.76	31,528.15
Subsidiaries								
Salem Erode Investments Limited	6.82	62,269.45	(0.80)	(241.69)	0.55	5.11	(0.76)	(236.58)
Total	100.00	9,13,348.25	100.00	30,362.35	100.00	929.23	100.00	31,291.59

Handwritten signature

Handwritten signature

Handwritten signature

Handwritten signature

ICL Fincorp Limited**Notes to the Standalone financial statements for the year ended 31-March-2023***(All amounts are in Thousands of Indian Rupees unless otherwise stated)***41 Goodwill on Consolidation**

Goodwill on consolidation represents the excess purchase consideration paid over value of net assets of acquired subsidiaries on the date of such acquisition. Such goodwill is tested for impairment annually or more frequently, if there are indicators for impairment. The Management does not foresee any risk of impairment on the carrying value of goodwill as at 31 March, 2023

42 Draw Down From Reserves

Details of Draw down from reserves, if any, are provided in Statement of Changes in Equity to these financial statements.

43 Additional Disclosures As Required By The Reserve Bank Of India

	As at 31-Mar-2023	As at 31-Mar-2022
Total Gold loan portfolio	40,17,040.03	34,42,539.50
Total Assets	52,76,585.53	45,86,441.88
Gold loan portfolio as a percentage of total assets	76.13%	75.06%

44 Details of Auction held during the year

	As at 31-Mar-2023	As at 31-Mar-2022
No. of Loan accounts	4,123	3,272
Principal amount Outstanding at the dates of auction(A)	1,70,293.25	1,80,551.86
Interest and Other charges Outstanding at the dates of auction(B)	76,406.33	63,104.10
Total(A+B)	2,46,699.58	2,43,655.96
Value fetched*	2,16,816.57	2,15,119.41

*excluding GST / Sales tax collected from the buyer.

No sister concerns participated in the auctions held during the period.

45 Disclosure on the following matters required under schedule III as amended not being applicable in case of the company, same are not covered such as:

- No proceedings have been initiated or pending against the Group under the Benami Transactions (Prohibition) Act, 1988 (45 of 1988) and rules made thereunder;
- The Group has not been declared willful defaulter by any bank or financial institution or government or any government authority.
- No registration or satisfaction of charges are pending to be filed with ROC.
- The Group has not entered into any scheme of arrangement.
- There are no transactions which have not been recorded in the books.
- The Group has not traded or invested in crypto currency or virtual currency during the financial year.
- The Group does not have any transaction with companies struck off under section 248 or the Companies Act 2013.
- Utilisation of Borrowed funds or share premium :

No funds have been advanced or loaned or invested (either borrowed funds or share premium or any other sources or kind of funds) by the Group to or in any other person(s) or entity(ies), including foreign entities (Intermediaries) with the understanding (whether recorded in writing or otherwise) that the Intermediary shall directly or indirectly lend or invest in other persons or entities identified in any manner whatsoever by or on behalf of the Group (Ultimate Beneficiaries) or provide any guarantee, security or the like to or on behalf of the Ultimate Beneficiaries. No funds have been received by the Group from any person(s) or entity(ies), including foreign entities (Funding Party) with the understanding (whether recorded in writing or otherwise) that the Group shall, whether, directly or indirectly lend or invest in other persons or entities identified in any manner whatsoever by or on behalf of the Funding Party (Ultimate Beneficiaries) or provide any guarantee, security or the like on behalf of the Ultimate Beneficiaries.

ICL Fincorp Limited**Notes to the Standalone financial statements for the year ended 31-March-2023***(All amounts are in Thousands of Indian Rupees unless otherwise stated)***46 Contingent Liabilities, Commitments And Contracts**

	<u>As at 31-Mar-2023</u>	<u>As at 31-Mar-2022</u>
I. Contingent Liabilities		
Claims against the company not acknowledged as debts		
Demand from Income Tax Department on account of TDS default*	323.90	530.62
Guarantees	Nil	Nil
Other money for which the company is contingently liable	Nil	Nil
II. Commitments		
Estimated amounts of contracts remaining to be executed on capital account and not provided for.#	55,975.00	23,888.00
Uncalled liability on shares and other investments partly paid	Nil	Nil
Other commitments	Nil	Nil

*The Income Tax Department has raised demand of ₹3,23,899/- on account of TDS default. This happens due to clerical error in quarterly TDS return and the company proposes to revise the return to abolish errors. Since the company doesn't expect any liability after revising the return, no provision has been made in the books of accounts of the company.

Balance amount payable to Balagopal & Albert Pattiala as per the Agreement for the purchase of land executed on 9th August 2019 & 18th November 2022.

47 Expenditure In Foreign Currency

Expenditure in foreign currency

<u>As at 31-Mar-2023</u>	<u>As at 31-Mar-2022</u>
Nil	Nil

48 Capital Management

The Company's policy is to maintain a strong capital base so as to maintain investor, creditor and market confidence and to sustain future development of the business. The Company has adequate cash and cash equivalents. The company monitors its capital by a careful scrutiny of the cash and cash equivalents, and a regular assessment of any debt requirements. In the absence of any debt, the maintenance of debt equity ratio etc. may not be of any relevance to the Company.

49 Fraud

During the year there have been certain instances of fraud on the Company by employees, where gold loan related misappropriations have occurred for amounts aggregating ₹ 40,80,900/- and 100% provision is provided for the same. The Company is in the process of recovering these amounts from the employees and has initiated necessary legal actions against the employees.

50 Comparatives

Previous year figures have been regrouped/reclassified, wherever considered necessary, to conform to this period's classification.

As per our report of even date

For Manikandan and Associates**Chartered Accountants**

ICAI Firm Reg No.: 008520S


C K Manikandan

[Partner]

Membership no.: 208654

UDIN: 23208654BGSHV02083

Place: Chalakudy

Date: 02-06-2023

For and on behalf of the board of directors of**ICL Fincorp Limited**
K G Anilkumar

[Managing Director] [Whole Time Director]

(DIN:00766739) (DIN: 06434467)


Madhavakutty Visakh

[Chief Financial Officer] [Company Secretary]

Place: Irinjalakuda

Date: 02-06-2023



Independent Auditor's Report

To the members of ICL Fincorp Limited

Report on the Audit of the Standalone financial statements

Opinion

We have audited the accompanying Standalone financial statements of **M/s. ICL Fincorp Limited** ("the Company") which comprises the Balance Sheet as at 31st March, 2023, the Statement of Profit and Loss (including Other Comprehensive Income), the Cash Flow Statement and the Statement of Changes in Equity for the period then ended, and a summary of the significant accounting policies and other explanatory information.

In our opinion and to the best of our information and according to the explanations given to us, the aforesaid standalone financial statements give the information required by the Companies Act, 2013 ("the Act") in the manner so required and give a true and fair view in conformity with the Indian Accounting Standards prescribed under section 133 of the Act read with the Companies (Indian Accounting Standards) Rules, 2015, as amended, ("Ind AS") and other accounting principles generally accepted in India, of the state of affairs of the Company as at 31st March, 2023, its profit, total comprehensive income, changes in equity and its cash flows for the year ended on that date.

Basis for Opinion

We conducted our audit of the Standalone financial statements in accordance with the Standards on Auditing specified under section 143(10) of the Act (SAs). Our responsibilities under those Standards are further described in the Auditor's Responsibility for the Audit of the Standalone financial statements section of our report. We are independent of the Company in accordance with the Code of Ethics issued by the Institute of Chartered Accountants of India (ICAI) together with the ethical requirements that are relevant to our audit of the Standalone financial statements under the provisions of the Act and the Rules made thereunder, and we have fulfilled our other ethical responsibilities in accordance with these requirements and the ICAI's Code of Ethics. We believe that the audit evidence obtained by us is sufficient and appropriate to provide a basis for our audit opinion on the Standalone financial statements.

Key audit matters

Key audit matters are those matters that, in our professional judgment, were of most significance in our audit of the Standalone financial statements of the current period. These matters were addressed in the context of our audit of the Standalone financial statements as a whole, and in forming our opinion thereon, and we do not provide a separate opinion on these matters.

Reporting of key audit matters as per SA 701, Key Audit Matters are not applicable to the Company as it is an unlisted company.

Information other than the financial statements and auditor's report thereon.

The Company's Board of Directors is responsible for the other information. The other information comprises the information included in the Annual Report, but does not include the financial statements and our auditor's report thereon. The Annual Report is expected to be made available to us after the date of this auditor's report.

- Our opinion on the Standalone financial statements does not cover the other information and we do not express any form of assurance conclusion thereon.
- In connection with our audit of the Standalone financial statements, our responsibility is to read the other information and, in doing so, consider whether the other information is materially inconsistent with the Standalone financial statements or our knowledge obtained during the course of our audit or otherwise appears to be materially misstated.

If, based on the work we have performed, we conclude that there is a material misstatement of this other information; we are required to report that fact. We have nothing to report in this regard.

Management's responsibility for the Standalone financial statements

The Company's Board of Directors is responsible for the matters stated in section 134(5) of the Act with respect to the preparation of these Standalone financial statements that give a true and fair view of the financial position, financial performance including other comprehensive income, cash flows and changes in equity of the Company in accordance with the Ind AS and other accounting principles generally accepted in India. This responsibility also includes maintenance of adequate accounting records in accordance with the provisions of the Act for safeguarding the assets of the Company and for preventing and detecting frauds and other irregularities; selection and application of appropriate accounting policies; making judgments and estimates that are reasonable and prudent; and design, implementation and maintenance of adequate internal financial controls, that were operating effectively for ensuring the accuracy and completeness of the accounting records, relevant to the preparation and presentation of the standalone financial statements that give a true and fair view and are free from material misstatement, whether due to fraud or error.

In preparing the standalone financial statements, Board of Directors is responsible for assessing the Company's ability to continue as a going concern, disclosing, as applicable, matters related to going concern and using the going concern basis of accounting unless management either intends to liquidate the Company or to cease operations, or has no realistic alternative but to do so.

Those Board of Directors are also responsible for overseeing the Company's financial reporting process.

Auditor's responsibility for the audit of the Standalone financial statements

Our objectives are to obtain reasonable assurance about whether the standalone financial statements as a whole are free from material misstatement, whether due to fraud or error, and to issue an auditor's report that includes our opinion. Reasonable assurance is a high level of assurance, but is not a guarantee that an audit conducted in accordance with SAs will always detect a material misstatement when it exists. Misstatements can arise from fraud or error and are considered material if, individually or in the aggregate, they could reasonably be expected to influence the economic decisions of users taken on the basis of these standalone financial statements.

As part of an audit in accordance with SAs, we exercise professional judgment and maintain professional skepticism throughout the audit. We also:

- Identify and assess the risks of material misstatement of the standalone financial statements, whether due to fraud or error, design and perform audit procedures responsive to those risks, and obtain audit evidence that is sufficient and appropriate to provide a basis for our opinion. The risk of not detecting a material misstatement resulting from fraud is higher than for one resulting from error, as fraud may involve collusion, forgery, intentional omissions, misrepresentations, or the override of internal control.
- Obtain an understanding of internal financial control relevant to the audit in order to design audit procedures that are appropriate in the circumstances. Under section 143(3)(i) of the Act, we are also responsible for expressing our opinion on whether the Company has adequate internal financial controls system in place and the operating effectiveness of such controls.
- Evaluate the appropriateness of accounting policies used and the reasonableness of accounting estimates and related disclosures made by the management.
- Conclude on the appropriateness of management's use of the going concern basis of accounting and, based on the audit evidence obtained, whether a material uncertainty exists related to events or conditions that may cast significant doubt on the Company's ability to continue as a going concern. If we conclude that a material uncertainty exists, we are required to draw attention in our auditor's report to the related disclosures in the standalone financial statements or, if such disclosures are inadequate, to modify our opinion. Our conclusions are based on the audit evidence obtained up to the date of our auditor's report. However, future events or conditions may cause the Company to cease to continue as a going concern.

- Evaluate the overall presentation, structure and content of the standalone financial statements, including the disclosures, and whether the standalone financial statements represent the underlying transactions and events in a manner that achieves fair presentation.

Materiality is the magnitude of misstatements in the standalone financial statements that, individually or in aggregate, makes it probable that the economic decisions of a reasonably knowledgeable user of the standalone financial statements may be influenced. We consider quantitative materiality and qualitative factors in (i) planning the scope of our audit work and in evaluating the results of our work; and (ii) to evaluate the effect of any identified misstatements in the standalone financial statements.

We communicate with those charged with governance regarding, among other matters, the planned scope and timing of the audit and significant audit findings, including any significant deficiencies in internal control that we identify during our audit.

We also provide those charged with governance with a statement that we have complied with relevant ethical requirements regarding independence, and to communicate with them all relationships and other matters that may reasonably be thought to bear on our independence, and where applicable, related safeguards.

From the matters communicated with those charged with governance, we determine those matters that were of most significance in the audit of the Standalone financial statements of the current period and are therefore the key audit matters. We describe these matters in our auditor's report unless law or regulation precludes public disclosure about the matter or when, in extremely rare circumstances, we determine that a matter should not be communicated in our report because the adverse consequences of doing so would reasonably be expected to outweigh the public interest benefits of such communication.

Report on Other Legal and Regulatory Requirements

1. As required by the Companies (Auditor's Report) Order, 2020 ("the Order") issued by the Central Government in terms of Section 143(11) of the Act, we give in "Annexure 1" a statement on the matters specified in paragraphs 3 and 4 of the Order.
2. As required by Section 143(3) of the Act, based on our audit we report that:
 - a) We have sought and obtained all the information and explanations which to the best of our knowledge and belief were necessary for the purposes of our audit.
 - b) In our opinion, proper books of account as required by law have been kept by the Company so far as it appears from our examination of those books.
 - c) The Balance Sheet, the Statement of Profit and Loss including Other Comprehensive Income, the Cash Flow Statement and Statement of Changes in Equity dealt with by this Report are in agreement with the books of account.
 - d) In our opinion, the aforesaid standalone financial statements comply with the Ind AS specified under Section 133 of the Act.

- e) On the basis of the written representations received from the directors as on 31st March, 2023 taken on record by the Board of Directors, none of the directors is disqualified as on 31st March, 2023 from being appointed as a director in terms of Section 164(2) of the Act.
- f) With respect to the adequacy of the internal financial controls over financial reporting of the Company and the operating effectiveness of such controls, refer to our separate Report in "Annexure 2". Our report expresses an unmodified opinion on the adequacy and operating effectiveness of the Company's internal financial controls over financial reporting.
- g) With respect to the other matters to be included in the Auditor's Report in accordance with Rule 11 of the Companies (Audit and Auditors) Rules, 2014, as amended in our opinion and to the best of our information and according to the explanations given to us:
 - i. The Company has disclosed the impact of pending litigations on its financial position in its standalone financial statements – Refer Note 43 to the standalone financial statements;
 - ii. The Company did not have any long-term contracts including derivative contracts for which there were any material foreseeable losses.
 - iii. There were no amounts which were required to be transferred to the Investor Education and Protection Fund by the Company.
 - iv. Under Rule 11(e)
 - (i) The management has represented that, to the best of its knowledge and belief, no funds have been advanced or loaned or invested (either from borrowed funds or share premium or any other sources or kind of funds) by the company to or in any other person(s) or entity(ies), including foreign entities ("Intermediaries"), with the understanding, whether recorded in writing or otherwise, that the Intermediary shall, directly or indirectly lend or invest in other persons or entities identified in any manner whatsoever by or on behalf of the company ("Ultimate Beneficiaries") or provide any guarantee, security or the like on behalf of the Ultimate Beneficiaries;
 - (ii) The management has represented that, to the best of its knowledge and belief, no funds have been received by the company from any person(s) or entity(ies), including foreign entities ("Funding Parties"), with the understanding, whether recorded in writing or otherwise, as on the date of this audit report, that the company shall, directly or indirectly, lend or invest in other persons or entities identified in any manner whatsoever by or on behalf of the Funding Party ("Ultimate Beneficiaries") or provide any guarantee, security or the like on behalf of the Ultimate Beneficiaries; and
 - (iii) Based on the audit procedures performed that have been considered reasonable and appropriate in the circumstances, and according to the information and explanations provided to us by the Management in this regard nothing has come to our notice that has caused us to believe that the representations under sub-clause (i) and (ii) contain any material mis-statement.

- v. During the year the Company has not declared or paid dividend on equity shares.
3. With respect to the other matters to be included in the Auditor's Report in accordance with the requirements of section 197(16) of the Act, as amended, In our opinion and to the best of our information and according to the explanations given to us, the remuneration paid by the Company to its directors during the period is in accordance with the provisions of section 197 of the Act.
4. Proviso to Rule 3(1) of the Companies (Accounts) Rules, 2014 for maintaining books of account using accounting software which has a feature of recording audit trail (edit log) facility is applicable to the Company with effect from April 1, 2023, and accordingly, reporting under Rule 11(g) of Companies (Audit and Auditors) Rules, 2014 is not applicable for the financial year ended 31st March 2023.

For Manikandan and Associates
Chartered Accountants
ICAI Firm Reg No: 008520S

Place: Chalakudy
Date: 02nd June, 2023

C K Manikandan
[Partner]
Membership No. 208654
UDIN: 23208654BGSHVN9996





The Annexure 1 referred to in paragraph 1 under the heading "Report on other legal and regulatory requirements" of the Our Report of even date to the members of ICL Fincorp Limited on the accounts of the company for the year ended 31st March, 2023.

On the basis of such checks as we considered appropriate and according to the information and explanation given to us during the course of our audit, we report that:

- i) a) (A) The Company has maintained proper records showing full particulars, including quantitative details and situation of Property, Plant and Equipment;

(B) The Company has maintained proper records showing full particulars of intangible assets;
- b) All the Property, Plant and Equipment have not been physically verified by the management during the period but there is a regular program of verification which, in our opinion, is reasonable having regard to the size of the company and nature of its assets. No material discrepancies were noticed on such verification;
- c) The title deeds of all the immovable properties (other than properties where the company is the lessee and the lease agreements are duly executed in favour of the lessee) disclosed in the financial statements are held in the name of the company;
- d) The company has not revalued its Property, Plant and Equipment (including Right of use assets) or intangible assets or both during the year;
- e) No proceedings have been initiated or pending against the company under the Benami Transactions (Prohibition) Act, 1988 (45 of 1988) and rules made thereunder;
- ii) a) The Company is a Non-Banking Financial Company engaged in the business of providing loans and does not hold any type of physical inventories. Therefore, the provisions of paragraph 3(ii)(a) of the Companies (Auditor's Report) Order, 2020 are not applicable to the Company;
- b) During the year, the company has been sanctioned working capital limits in excess of rupees five crore, in aggregate, from banks or financial institutions on the basis of security of current assets and the statements filed by the company with such banks or financial institutions are in agreement with the books of account of the Company;
- iii) During the year the company has granted loans or advances, secured or unsecured, to parties other than firms, Limited Liability Partnerships.
 - a) The Company is a Non- Banking Financial Company engaged in the principal business of providing loans. Therefore, the provisions of paragraph 3(iii)(a) of the Companies (Auditor's Report) Order, 2020 are not applicable to the Company;
 - b) The terms and conditions of all the loans and advances granted by the company during the year are not prejudicial to the company's interest;

- c) In respect of loans and advances in the nature of loans, the schedule of repayment of principal and payment of interest has been stipulated and the company has provided impairment allowance for expected credit losses on loans and advances where repayments or receipts are irregular. In addition to that the company has created impairment reserve as per Prudential Norms of RBI;

Type of Loan	No of Loans (EMI)	Principal Overdue	Interest Overdue	Total Overdue	
Gold Loan	185	1,67,83,732.92	31,70,529.08	1,99,54,262.00	Since it's a NBFC their principal business is to give loans. The loans for which overdue for more than 90 days are treated as irregular and these cases are classified as NPA as per RBI IRACP norms. The income recognition of the above has been done as per RBI IRACP norms.
Business Loan	4	84,456.47	22,603.53	1,07,060.00	
Hypothecation Loan	65	18,12,565.53	4,45,642.73	1,75,675.00	
Personal Loans	31	24,25,511.15	2,32,899.11	26,58,410.26	

- d) Total amount overdue for more than ninety days is `21,91,98,768.69/- and reasonable steps have been taken by the company for recovery of the principal and interest;

Type of Loan	No of Loans	Principal Overdue	Interest Overdue	Total Overdue	
Gold Loan	2382	13,59,14,684.92	5,25,37,730.08	18,84,52,415.00	Since it's a NBFC their principal business

Business Loan	4	84,456.47	22,603.53	1,07,060.00	is to give loans. The loans for which overdue for more than 90 days are treated as irregular and these cases are classified as NPA as per RBI IRACP norms. The income recognition of the above has been done as per RBI IRACP norms.
Hypothecation Loan	65	18,12,565.53	4,45,642.73	22,58,208.26	
Personal Loan	62	70,77,276.15	33,59,753.23	1,04,37,029.38	
Project Advance	1	70,55,389.77	1,08,88,666.28	1,79,44,056.05	

- e) The Company is a Non-Banking Financial Company engaged in the principal business of providing loans. Therefore, the provisions of paragraph 3(iii) (e) of the Companies (Auditor's Report) Order, 2020 are not applicable to the Company;
- f) The company has not granted any loans or advances in the nature of loans either repayable on demand or without specifying any terms or period of repayment to the Promoters, related parties as defined in clause (76) of section 2 of the Companies Act, 2013;
- iv) The Company has complied with Section 185 and 186 of the Companies Act, 2013 wherever applicable in respect of loans, investments, guarantees and securities provided.
- v) The Company has not accepted any Deposits or amounts which are deemed to be deposits from the public. Therefore the Directives issued by the Reserve Bank Of India and the provisions of sections 73 to 76 or any other relevant provisions of the Companies Act, 2013 and the Rules framed there under are not applicable to the Company. The Company has not received any order from the Company Law Board or National Company Law Tribunal or Reserve Bank of India or any Court or any other Tribunal in this regard;
- vi) Being a Non-Banking Finance Company, maintenance of cost records has not been specified by the Central Government under section 148(1) of the Companies Act, 2013;

- vii)
 - a) The Company is regular in depositing undisputed statutory dues including Provident Fund, Employees' State Insurance, Income-tax, Sales-tax, Service tax, Goods and Service Tax, duty of customs, duty of excise, value added tax, cess and any other statutory dues with the appropriate authorities wherever applicable to it. There are no arrears of statutory dues as at the last day of the financial year concerned for a period of more than six months from the date on which they became payable;
 - b) There are no statutory dues of Provident Fund, Employees' State Insurance, Income Tax, Sales tax, Service tax, Goods and Service Tax or duty of customs or duty of excise or value added tax, cess which have not been deposited on account of any dispute;
- viii) There are no transactions which were not recorded in the books of account which have been surrendered or disclosed as income during the year in the tax assessments under the Income Tax Act, 1961 (43 of 1961);
- ix)
 - (a) The Company has not defaulted in repayment of loans or other borrowings or in the payment of interest thereon to any lender;
 - (b) The Company isn't a declared willful defaulter by any bank or financial institution or other lender;
 - (c) Term loans have been applied for the purpose for which the loans were obtained;
 - (d) The company has not utilized the funds raised on short term basis for long term purposes;
 - (e) The company has not taken any funds from any entity or person on account of or to meet the obligations of its subsidiaries, associates or joint ventures;
 - (f) The company has not raised any loans during the year on the pledge of securities held in its subsidiaries, joint ventures or associate companies;
- x)
 - a) The Company has not raised any money by way of initial public offer or further public offer (including debt instruments) during the year;
 - b) The company has not made any preferential allotment or private placement of shares or convertible debentures (fully, partially or optionally convertible) during the year;
- xi)
 - (a) During the year the Company has reported a fraud case on account of pledge of spurious gold by branch employees of the company. The net amount involved in the fraud is `40,80,900/- and a 100% provision is provided for the same.
 - (b) No report under sub-section (12) of section 143 of the Companies Act has been filed by us in Form ADT-4 as prescribed under rule 13 of Companies (Audit and Auditors) Rules, 2014 with the Central Government;
 - (c) The company has not received any whistle-blower complaints during the year;

- xii) The Company is not a Nidhi Company. Accordingly, paragraph 3(xii) of the Companies (Auditor's Report) Order, 2020 are not applicable to the Company;
- xiii) All transactions with the related parties are in compliance with the sections 177 and 188 of the Companies Act, 2013 and the details of such transactions have been disclosed in the financial statements of the Company as required by the applicable accounting standards;
- xiv)
 - (a) The Company has an internal audit system commensurate with the size and nature of its business;
 - (b) The reports of the internal auditors for the period under audit were considered by us;
- xv) The Company has not entered into any non-cash transactions with directors or persons connected with them;
- xvi)
 - (a) The Company has obtained the required registration under section 45-IA of the Reserve Bank of India Act, 1934 (2 of 1934);
 - (b) The Company has conducted Non-Banking Financial activities with a valid Certificate of Registration (CoR) from the Reserve Bank of India as per the Reserve Bank of India Act, 1934;
 - (c) The company is not a Core Investment Company (CIC) as defined in the regulations made by the Reserve Bank of India.
 - (d) There are no CICs as part of the Group to which the company belongs
- xvii) The company has not incurred any cash losses in the financial year and in the immediately preceding financial year;
- xviii) There has been resignation of the statutory auditors during the year. There were no issues, objections or concerns raised by the outgoing auditors;
- xix) On the basis of the financial ratios, ageing and expected dates of realization of financial assets and payment of financial liabilities, other information accompanying the financial statements, our knowledge of the Board of Directors and management plans, we are of the opinion that no material uncertainty exists as on the date of the audit report that company is capable of meeting its liabilities existing at the date of balance sheet as and when they fall due within a period of one year from the balance sheet date;
- xx)
 - a) In respect of other than ongoing projects, the company does not have any unspent amount to be transferred to the Fund specified in Schedule VII to the Companies Act, 2013 in compliance with second proviso to Section 135(5) of said Act;
 - b) In respect of ongoing projects, the company does not have any unspent amount under sub-section (5) of section 135 of the Companies Act, 2013, to be transferred to special account in compliance with the provision of sub-section (6) of section 135 of the said Act;

- xxi) There are no qualifications or adverse remarks by the respective auditors in the Companies (Auditor's Report) Order (CARO) reports of the companies included in the consolidated financial statements.

For Manikandan & Associates
Chartered Accountants
Firm Registration No: 008520S

C K Manikandan
[Partner]

Membership No.208654
UDIN:23208654BGSHVN9996

Place: Chalakudy
Date: 02nd June, 2023





Annexure 2 to the Independent Auditors' Report of ICL Fincorp Limited for the period ended 31st March, 2023.

Report on the Internal Financial Controls over Financial Reporting under Clause (i) of Sub-section 3 of Section 143 of the Companies Act, 2013 ('the Act')

We have audited the internal financial controls over financial reporting of **ICL Fincorp Limited** ('the Company') as of 31st March, 2023 in conjunction with our audit of the Ind AS Standalone financial statements of the Company for the period ended on that date.

Management's Responsibility for Internal Financial Controls

The Company's management is responsible for establishing and maintaining internal financial controls based on the internal control over financial reporting criteria established by the Company considering the essential components of internal control stated in the guidance note on Audit of Internal Financial Controls Over Financial Reporting issued by the Institute of Chartered Accountants of India ('ICAI'). These responsibilities include the design, implementation and maintenance of adequate internal financial controls that were operating effectively for ensuring the orderly and efficient conduct of its business, including adherence to company's policies, the safeguarding of its assets, the prevention and detection of frauds and errors, the accuracy and completeness of the accounting records, and the timely preparation of reliable financial information, as required under the Companies Act, 2013.

Auditor's Responsibility

Our responsibility is to express an opinion on the Company's internal financial controls over financial reporting based on our audit. We conducted our audit in accordance with the guidance note on audit of internal financial controls over financial reporting (the 'Guidance Note') and the Standards on Auditing (the 'Standards') issued by ICAI and deemed to be prescribed under section 143 (10) of the Companies Act, 2013, to the extent applicable to an audit of internal financial controls. Those Standards and the Guidance Note require that we comply with ethical requirements and plan and perform the audit to obtain reasonable assurance about whether adequate internal financial controls over financial reporting was established and maintained and if such controls operated effectively in all material respects.

Our audit involves performing procedures to obtain audit evidence about the adequacy of the internal financial controls system over financial reporting and their operating effectiveness. Our audit of internal financial controls over financial reporting included obtaining an understanding of internal financial controls over financial reporting, assessing the risk that a material weakness exists, and testing and evaluating the design and operating effectiveness of internal control based on the assessed risk. The procedures selected depend on the auditor's judgment, including the assessment of the risks of material misstatement of the Standalone financial statements, whether due to fraud or error.

We believe that the audit evidence we have obtained is sufficient and appropriate to provide a basis for our audit opinion on the Company's internal financial controls over financial reporting.

Meaning of Internal Financial Controls over Financial Reporting

A company's internal financial control over financial reporting is a process designed to provide reasonable assurance regarding the reliability of financial reporting and the preparation of Standalone financial statements for external purposes in accordance with generally accepted accounting principles. A company's internal financial control over financial reporting includes those policies and procedures that (i) pertain to the maintenance of records that, in reasonable detail, accurately and fairly reflect the transactions and dispositions of the assets of the company; (ii) provide reasonable assurance that transactions are recorded as necessary to permit preparation of Standalone financial statements in accordance with generally accepted accounting principles, and that receipts and expenditures of the company are being made only in accordance with authorizations of management and directors of the company; and (iii) provide reasonable assurance regarding prevention or timely detection of unauthorized acquisition, use, or disposition of the company's assets that could have a material effect on the Standalone financial statements.

Inherent Limitations of Internal Financial Controls over Financial Reporting

Because of the inherent limitations of internal financial controls over financial reporting, including the possibility of collusion or improper management override of controls, material misstatements due to error or fraud may occur and not be detected. Also, projections of any evaluation of the internal financial controls over financial reporting to future periods are subject to the risk that the internal financial control over financial reporting may become inadequate because of changes in conditions, or that the degree of compliance with the policies or procedures may deteriorate.

Opinion

In our opinion, the Company has, in all material respects, an adequate internal financial controls over financial reporting and such internal financial controls over financial reporting were operating effectively as at 31st March, 2023, based on the internal control over financial reporting criteria established by the Company considering the essential components of internal control stated in the guidance note issued by the ICAI.

For Manikandan and Associates
Chartered Accountants
ICAI Firm Reg No: 008520S

C K Manikandan
[Partner]

Membership No.208654
UDIN: 23208654BGSHVN9996

Place: Chalakudy
Date: 02nd June 2023





To

**The Board of Directors of
ICL FINCORP LIMITED**

1. We have audited the attached Standalone Balance Sheet of **ICL FINCORP LIMITED** as at 31st March, 2023 and also the Standalone Statement of profit and loss (including Other Comprehensive Income) and the Standalone Cash flow statement and the Standalone Statement of Changes in Equity for the year ended on that date annexed thereto and issued our audit opinion dated 02nd June 2023 thereon. These financial statements are the responsibility of the Company's management. Our responsibility was to express an opinion on these financial statements based on our audit. Our audit was conducted in the manner specified in the audit report.
2. As required by the Non Banking Financial Companies Auditor's Report (Reserve Bank) Directions, 2016, issued by the Reserve Bank of India (the Bank) and amended from time to time (the Directions), based on our audit referred to in paragraph 1 above and based on the information and explanations given to us which to the best of our knowledge and belief were necessary for this purpose, we report hereunder on the matters specified in paragraph 3 and 4 of the Directions.
 - a) The Company is engaged in the business of Non Banking Financial Institution (NBFI) as defined in section 45-I(a) of the Reserve Bank of India Act, 1934 (the Act) during the year ended 31st March, 2023. With effect from 16th May, 2005, the Company is registered with the Bank as an NBFI without accepting public deposits vide Certificate of Registration ('CoR') number B-07.00437 dated 16th May, 2005 with the Bank.
 - b) Based on the asset/income pattern as on 31st March, 2023 determined by the Management in accordance with the audited financial statements for the year ended as on that date, and with reference to Non Banking Financial Company-Systemically Important Non-Deposit taking Company (Reserve Bank) Directions, 2016, the Company is entitled to continue to hold such CoR;
 - c) The Company has met the required net owned fund requirement as laid down in Master Direction - Non-Banking Financial Company -Systemically Important Non-Deposit taking Company (Reserve Bank) Directions, 2016.
 - d) The Board of Directors has passed a resolution on 06th April, 2022 for non acceptance of any public deposits.
 - e) The Company has not accepted any public deposits during the year and also does not hold any public deposit as on 31st March, 2023.
 - f) The Company has complied with the prudential norms relating to income recognition, accounting standards, asset classification and provisioning for bad & doubtful debts as applicable to it in terms of Non Banking Financial (Non Deposit Accepting or Holding) Companies Prudential Norms (Reserve Bank) Directions, 2007 during the year ended 31st March, 2023.

3. We have no responsibility to update this report for events and circumstances occurring after the date of our audit opinion mentioned in paragraph 1.
4. This report is issued solely for reporting on the matters specified in paragraph 3 and 4 of the Directions, to the Board of Directors and is not to be used or distributed for any other purpose.

For Manikandan and Associates
Chartered Accountants
ICAI Firm Reg No: 008520S


C K Manikandan
[Partner]

Membership No.208654
UDIN: 23208654BGSHVN9996

Place: Chalakudy
Date:02nd June, 2023

ICL Fincorp Limited
Standalone Balance Sheet as at 31-March-2023
(All amounts are in Thousands of Indian Rupees unless otherwise stated)

Assets	Notes	31-Mar-23	31-Mar-22
Financial Assets			
Cash and Cash Equivalents	8	63,167.72	94,606.85
Bank Balances other than above	9	53,195.10	55,355.10
Loans	10	39,42,898.06	34,30,677.33
Investments	11	2,66,506.82	2,59,409.26
Other Financial Asset	12	3,39,134.72	2,52,769.74
		46,64,902.42	40,92,818.28
Non-Financial Assets			
Current tax assets	13	32,892.22	34,067.67
Deferred tax assets (net)	33	24,216.08	15,710.09
Property, Plant and Equipment	14(A)	3,20,015.67	2,41,721.02
Capital work in progress	14(B)	3,631.72	7,149.14
Right-of-Use Asset	14(C)	1,04,898.10	68,465.01
Other Intangible Assets	15	1,431.46	1,918.08
Other Non-Financial Asset	16	1,09,036.23	1,19,117.42
		5,96,121.48	4,88,148.44
TOTAL		52,61,023.90	45,80,966.72
Liabilities and Equity			
Financial Liabilities			
Trade payables	17		
(A) total outstanding dues of micro enterprises and small enterprises; and		362.72	567.71
(B) total outstanding dues of creditors other than micro enterprises and small enterprises.		11,239.51	9,029.91
Debt Securities	18	31,37,509.00	25,74,195.00
Borrowings (Other than Debt Securities)	19	4,06,747.67	4,81,019.86
Subordinate Liabilities	20	2,69,195.00	3,05,040.00
Lease Liability	14(C)	1,01,142.95	63,652.91
Other financial liabilities	21	4,36,193.80	3,63,278.73
		43,62,390.65	37,96,784.13
Non-Financial Liabilities			
Provisions	22	51,505.43	37,947.06
Other non-financial liabilities	23	10,783.01	14,333.84
		62,288.44	52,280.90
Equity			
Equity Share capital	24	4,73,935.61	4,43,349.52
Other Equity	25	3,62,409.20	2,88,552.17
		8,36,344.81	7,31,901.69
TOTAL		52,61,023.90	45,80,966.72

Summary of significant accounting policies 6
The accompanying notes are an integral part of the financial statements.

As per our report of even date
For Manikandan and Associates
Chartered Accountants
ICAI Firm Reg No.: 008520S

C K Manikandan
[Partner]
Membership no.: 208654

UDIN: 29208654B6SHW999C

Place: Chalakudy
Date: 02-06-2023

For and on behalf of the board of directors of
ICL Fincorp Limited

K G Anilkumar
[Managing Director]
(DIN:00766739)

Madhavankutty T
[Chief Financial Officer]
Place: Irinjalakuda
Date: 02-06-2023

Umadevi Anilkumar
[Whole Time Director]
(DIN: 06434467)
Vasanth T V
[Company Secretary]



ICL Fincorp Limited
Standalone Statement of profit and loss for the year ended 31-March-2023
(All amounts are in Thousands of Indian Rupees unless otherwise stated)

	Notes	31-Mar-23	31-Mar-22
(I) Income			
Revenue from operations	26		
I) Interest Income		11,04,546.79	8,66,684.77
II) Revenue from other Financial Services		8,502.77	10,616.53
Other income	27	(4,166.86)	7,958.65
Total Income		11,08,882.70	8,85,259.95
(II) Expenses			
Finance costs	28	4,77,567.38	4,04,029.21
Impairment of Financial Instruments	29	6,726.92	(311.83)
Employee benefits expense	30	2,77,836.23	2,04,455.52
Depreciation and amortization expense	31	1,06,144.18	76,977.73
Other expenses	32	1,97,363.29	1,73,822.00
Total Expenses		10,65,638.00	8,58,972.64
(III) Profit/(loss) before tax (I) - (II)		43,244.71	26,287.31
(IV) Tax expenses	33		
Current tax		21,377.73	14,114.78
(Excess)/Short provision of Previous Years		(923.34)	(651.66)
Deferred tax(Income)/Expense		(8,538.79)	(7,196.77)
Total tax expense		11,915.60	6,266.36
(V) Profit/(loss) for the year (III) - (IV)		31,329.10	20,020.95
(VI) Other comprehensive income			
Items that will not be re classified to profit or loss - Remeasurements of the defined benefit asset		941.59	811.26
Income tax relating to items that will not be reclassified to profit or loss		(32.80)	(649.56)
Total other comprehensive income (VI)		908.78	161.70
Total comprehensive income for the year (V) + (VI) <i>(Comprising profit and other comprehensive income for the year)</i>		32,237.89	20,182.65
Earnings per equity share	34		
<i>(nominal value of share ₹10)</i>			
(Basic) ₹		0.66	0.45
(Diluted) ₹		0.66	0.45
Summary of significant accounting policies	6		
The accompanying notes are an integral part of the financial statements.			

As per our report of even date
For Manikandan and Associates
Chartered Accountants
ICAI Firm Reg No.: 0085206

C K Manikandan
[Partner]
Membership no: 208654

UDIN: 23206654 B63NW4996

Place: Chalakudy
Date: 02-06-2023

For and on behalf of the board of directors of
ICL Fincorp Limited

K G Anilkumar
[Managing Director]
(DIN: 00766739)

Madhavan Kutty T
[Chief Financial Officer]
Place: Irinjalakuda
Date: 02-06-2023

Umadevi Anilkumar
[Whole Time Director]
(DIN: 06434467)

[Company Secretary]

(All amounts are in thousands of Indian Rupees unless otherwise stated)

As per our report of even date
for Mahabandhan and Associates

Place: Chumkey
Date: 02-06-2023



ICL Fincorp Limited
Standalone Statement of changes in equity for the year ended 31-March-2023
(All amounts are in Thousands of Indian Rupees unless otherwise stated)

A Equity Share capital

Balance at the beginning of the reporting period At 1-Apr-2021
 Changes in equity share capital during the year
 Balance at the end of the reporting period As at 31-Mar-2022
 Changes in equity share capital during the year
 Balance at the end of the reporting period As at 31-Mar-2023

Number	Amount
44334952	4,43,349.52
44334952	4,43,349.52
30,58,609	30,586.09
47393561	4,73,935.61


B Other Equity

	Reserves and Surplus			Other comprehensive income (Actuarial gain/(loss))	Total
	Statutory Reserves	Impairment Reserves	Securities Premium	Retained Earnings	
Balance as at 01-Apr-2021	8,141.97	4,574.75	2,43,376.88	16,745.13	2,72,294.31
Dividends	-	-	-	(3,924.79)	(3,924.79)
Transfer to/from retained earnings	4,300.00	3,545.20	-	(7,845.20)	-
Other Additions/ Deductions during the year	-	-	-	-	-
Other Comprehensive Income (Net of Taxes)	-	-	-	161.70	161.70
Securities premium received during the year	-	-	-	-	-
Profit for the year (net of taxes)	-	-	-	20,020.95	20,020.95
Balance as at 31-Mar-2022	12,441.97	8,119.95	2,43,376.88	24,996.09	2,88,552.17

Handwritten signature

Handwritten signature

Handwritten signature



ICL Fincorp Limited
Standalone Statement of changes in equity for the year ended 31-March-2023
(All amounts are in Thousands of Indian Rupees unless otherwise stated)

B Other Equity (Contd.)

	Reserves and Surplus			Other comprehensive income (Actuarial gain/(loss))	Total
	Statutory Reserves	Impairment Reserves	Securities Premium Reserves	Retained Earnings	
Balance as at 31-Mar-2022	12,441.97	8,119.95	2,43,376.88	24,996.09	2,88,552.17
Dividends	-	-	-	(4,260.00)	(4,260.00)
Transfer to/from retained earnings	6,470.00	12,136.69	-	(18,606.69)	-
Other Additions/ Deductions during the year	-	-	-	-	-
Other Comprehensive Income (Net of Taxes)	-	-	-	908.78	908.78
Securities premium received during the year	-	-	45,879.14	-	45,879.14
Profit for the period (net of taxes)	-	-	-	31,329.10	31,329.10
Balance as at 31-Mar-2023	18,911.97	20,256.64	2,89,256.01	33,459.51	3,62,409.20

As per our report of even date
For Manikandan and Associates
Chartered Accountants
 ICAI Firm Reg No.: 008520S

C K Manikandan
 [Partner]
 Membership no.: 208654



UDIN: 2920 SC634865 H000116

Place: Chalakudy
 Date: 02-06-2023

For and on behalf of the board of directors of
ICL Fincorp Limited

K G Anilkumar
 [Managing Director]
 (DIN:00766739)

Umadevi Anilkumar
 [Whole Time Director]
 (DIN: 06434467)

Madhavankutty T
 [Chief Financial Officer]
 Place: Irinjalakuda
 Date: 02-06-2023

Madhavankutty T
 [Company Secretary]



ICL Fincorp Limited

Notes to the Standalone financial statements for the year ended 31-March-2023

(All amounts are in Thousands of Indian Rupees unless otherwise stated)

1 CORPORATE INFORMATION

ICL Fincorp Limited was incorporated as Jawahar Finance Limited on 9th December, 1991 at Chennai. The Company was later renamed to Irinjalakuda Credits & Leasing Company Limited on 26th April, 2004, which was further renamed to ICL Fincorp Limited on 8th May, 2016. The company is a non-deposit accepting Non Banking Financial Company (NBFC) which provides a wide range of fund-based services including Gold loans, Business loans, Hypothecation loans, Property loans etc.

The registration details are as follows:

Reserve Bank of India Registration No: B-07.00437

Corporate Identity Number (CIN): U65191TN1991PLC021815

Registered Address:- No.61/1, VGP Complex First Avenue, Ashok Nagar, Chennai, Tamil Nadu 600083

The Company is the ultimate parent company of the Salem Erode Investments Limited.

2 BASIS OF PREPARATION

The Standalone financial statements of the company have been prepared in accordance with Indian Accounting Standards (Ind AS) notified under the Companies (Indian Accounting Standards) Rules, 2015 (as amended from time to time). The financial statements have been prepared under the historical cost convention, as modified by the application of fair value measurements required or allowed by relevant Accounting Standards and on accrual basis except for interest on Non Performing Assets which are recognised on realisation basis. Accounting policies have been consistently applied to all periods presented, unless otherwise stated.

The above financial statements have been prepared in accordance with the Indian Accounting Standards prescribed under Section 133 of the Companies Act, 2013 read with relevant rules issued thereunder and other accounting principles generally accepted in India mainly considering the Master Directions issued by the Reserve Bank of India ('RBI') as applicable to Non-Banking Finance Companies - NB.

The preparation of financial statements requires the use of certain critical accounting estimates and assumptions that affect the reported amounts of assets, liabilities, revenues and expenses and the disclosed amount of contingent liabilities. Areas involving a higher degree of judgement or complexity, or areas where assumptions are significant to the Company are discussed in Note 6 - Significant accounting judgements, estimates and assumptions.

The financial statements are presented in Indian Rupees (INR) unless otherwise indicated.

3 PRESENTATION OF FINANCIAL STATEMENT

The financial statements of the Company are presented as per Schedule III (Division III) of the Companies Act, 2013 applicable to NBFCs, as notified by the Ministry of Corporate Affairs (MCA). Financial assets and financial liabilities are generally reported on a gross basis except when, there is an unconditional legally enforceable right to offset the recognised amounts without being contingent on a future event and the parties intend to settle on a net basis in the following circumstances:

- (i) The normal course of business
- (ii) The event of default
- (iii) The event of insolvency or bankruptcy of the Company and/or its counterparties.

4 STATEMENT OF COMPLIANCE

These separate financial statements of the Company have been prepared in accordance with Indian Accounting Standards as per the Companies (Indian Accounting Standards) Rules, 2015 as amended and notified under Section 133 of the Companies Act, 2013 and the generally accepted accounting principles as referred to in paragraph 2 "Basis of Preparation" above.

5 NEW ACCOUNTING STANDARDS ISSUED BUT NOT EFFECTIVE / RECENT ACCOUNTING DEVELOPMENTS

MCA notifies new standards or amendments to the existing standards. On March 31, 2023 MCA amended the Companies (Indian Accounting Standards) Amendment Rules, 2023 which was effective from April 01, 2023 and hence not made applicable this year.

6 SIGNIFICANT ACCOUNTING POLICIES (ALSO REFER NOTE 2 ABOVE)

Significant Accounting Policies adopted in the Preparation and Presentation of Financial Statements are as under:-

A. INVESTMENTS IN SUBSIDIARY

Investment in subsidiaries are measured at cost less impairment, if any.

B. FINANCIAL INSTRUMENTS

(i) Classification of financial Instruments

The Company classifies its financial assets into the following measurement categories:

- i) Financial assets to be measured at amortised cost.
- ii) Financial assets to be measured at fair value through other comprehensive income.
- iii) Financial assets to be measured at fair value through profit or loss account.

The classification depends on the contractual terms of the financial asset's cash flows and the Company's business model for managing financial assets. The Company determines its business model at the level that best reflects how it manages groups of financial assets to achieve its business objective. The business model is assessed on the basis of aggregated portfolios based on observable factors. These factors include:

[Handwritten signatures and stamps at the bottom of the page]

- Reports reviewed by the entity's key management personnel on the performance of the financial assets.
- The risks impacting the performance of the business model (and the financial assets held within that business model) and its management thereof.
- The compensation of the managing teams (for example, whether the compensation is based on the fair value of the assets managed or on the contractual cash flows collected)
- The expected frequency, value and timing of trades. The business model assessment is based on reasonably expected scenarios without taking 'worst case' or 'stress case' scenarios into account.

The Company also assesses the contractual terms of financial assets on the basis of its contractual cash flow characteristics that are solely for the payments of principal and interest on the principal amount outstanding. 'Principal' is defined as the fair value of the financial asset at initial recognition and may change over the life of the financial asset (for example, if there are repayments of principal or amortisation of the premium/discount).

In making this assessment, the Company considers whether the contractual cash flows are consistent with a basic lending arrangement i.e. interest includes only consideration for the time value of money, credit risk, other basic lending risks and a profit margin that is consistent with a basic lending arrangement. Where the contractual terms introduce exposure to risk or volatility that are inconsistent with a basic lending arrangement, the related financial asset is classified and measured at fair value through profit or loss.

The Company classifies its financial liabilities at amortised costs unless it has designated liabilities at fair value through the profit and loss account or is required to measure liabilities at fair value through profit or loss such as derivative liabilities.

(II) Financial assets measured at amortised cost

These Financial assets comprise bank balances, Loans, investments and other financial assets.

Financial Assets with contractual terms that give rise to cash flows on specified dates, and represent solely payments of principal and interest on the principal amount outstanding; and are held within a business model whose objective is achieved by holding to collect contractual cash flows are measured at amortised cost.

These financial assets are initially recognised at fair value plus directly attributable transaction costs and subsequently measured at amortised cost. Transaction costs are incremental costs that are directly attributable to the acquisition, issue or disposal of a financial asset or a financial liability.

(III) Financial assets measured at fair value through other comprehensive income

Debt Instruments

Investments in debt instruments are measured at fair value through other comprehensive income where they have:


- contractual terms that give rise to cash flows on specified dates, that represent solely payments of principal and interest on the principal amount outstanding; and
- are held within a business model whose objective is achieved by both collecting contractual cash flows and selling financial assets.

These debt instruments are initially recognised at fair value plus directly attributable transaction costs and subsequently measured at fair value. Gains and losses arising from changes in fair value are included in other comprehensive income (a separate component of equity). Impairment losses or reversals, interest revenue and foreign exchange gains and losses are recognised in profit and loss. Upon disposal, the cumulative gain or loss previously recognised in other comprehensive income is reclassified from equity to the statement of profit and loss. As at the reporting date the Company does not have any financial instruments measured at fair value through other comprehensive income.

Equity Instruments

Investments in equity instruments are generally accounted for as at fair value through the profit and loss account unless an irrevocable election has been made by management to account for at fair value through other comprehensive income. Such classification is determined on an instrument by instrument basis. Contingent consideration recognised by the company in a business combination to which Ind AS 103 'Business Combination' applies are measured at fair value through profit and loss account, where amounts presented in other comprehensive income for equity instruments are not subsequently transferred to profit or loss. Dividends on such instruments are recognised in profit or loss. As at the reporting date the Company does not have any equity instruments measured at fair value through other comprehensive income.

Handwritten signature



Handwritten signature

Handwritten signature



(IV) Items at fair value through profit or loss

Items at fair value through profit or loss comprise:

- Investments (including equity shares) held for trading;
- Items specifically designated as fair value through profit or loss on initial recognition; and
- Debt instruments with contractual terms that do not represent solely payments of principal and interest.

Financial instruments held at fair value through profit or loss are initially recognised at fair value, with transaction costs recognised in the statement of profit and loss as incurred. Subsequently, they are measured at fair value and any gains or losses are recognised in the statement of profit and loss as they arise.

Financial instruments held for trading

A financial instrument is classified as held for trading if it is acquired or incurred principally for selling or repurchasing in the near term, or forms part of a portfolio of financial instruments that are managed together and for which there is evidence of short-term profit taking, or it is a derivative not designated in a qualifying hedge relationship.

(V) Debt securities and other borrowed funds

After initial measurement, debt issued and other borrowed funds are subsequently measured at amortised cost. Amortised cost is calculated by taking into account any discount or premium on issue funds, and transaction costs that are an integral part of the Effective Interest Rate (EIR).

(VI) Recognition and derecognition of financial assets and liabilities

A financial asset or financial liability is recognised in the balance sheet when the Company becomes a party to the contractual provisions of the instrument, which is generally on trade date. Loans and receivables are recognised when cash is advanced (or settled) to the borrowers. Financial assets at fair value through profit or loss are recognised initially at fair value. All other financial assets are recognised initially at fair value plus directly attributable transaction costs.

The Company derecognises a financial asset when the contractual cash flows from the asset expire or it transfers its rights to receive contractual cash flows on the financial asset in a transaction in which substantially all the risks and rewards of ownership are transferred. Any interest in transferred financial assets that is created or retained by the Company is recognised as a separate asset or liability. A financial liability is derecognised from the balance sheet when the Company has discharged its obligation or the contract is cancelled or expires.

(VII) Impairment of financial assets

The Company recognises impairment allowance for expected credit loss on financial assets held at amortised cost. In addition to that the Company has provided for Non-Performing Assets (NPA) as per Prudential Norms of RBI.

The Company recognises loss allowances (provisions) for expected credit losses on its financial assets (including non-fund exposures) that are measured at amortised costs or at fair value through other comprehensive income account. The Company applies a three-stage approach to measuring expected credit losses (ECLs) for the following categories of financial assets that are not measured at fair value through profit or loss:

- debt instruments measured at amortised cost and fair value through other comprehensive income;
- loan commitments.

No ECL is recognised on equity investments.

Financial assets migrate through the following three stages based on the change in credit risk since initial recognition:

Stage 1: ECL

For exposures where there has not been a significant increase in credit risk since initial recognition and that are not credit impaired upon origination, ECL associated with the probability of default events is recognised.

Stage 2: Lifetime ECL – not credit impaired

For exposures where there has been a significant increase in credit risk since initial recognition but are not credit impaired, a lifetime ECL (i.e. reflecting the remaining lifetime of the financial asset) is recognised.

Stage 3: Lifetime ECL – credit impaired

Exposures are assessed as credit impaired when one or more events that have a detrimental impact on the estimated future cash flows of that asset have occurred. For exposures that have become credit impaired, a lifetime ECL is recognised.

The company has identified the following stage classification to be the most appropriate for its loans:

- Stage 1: 0 to 60 DPD
- Stage 2: 61 to 90 DPD
- Stage 3: above 90 DPD

Handwritten signature

Handwritten signature

Handwritten signature

Handwritten signature



(VIII) Write-offs

The Company reduces the gross carrying amount of a financial asset when the Company has no reasonable expectations of recovering a financial asset in its entirety or a portion thereof. This is generally the case when the Company determines that the borrower / debtor does not have assets or sources of income that could generate sufficient cash flows to repay the amounts subjected to write-offs. Any subsequent recoveries against such loans are credited to the statement of profit and loss.

(IX) Determination of fair value

Fair value is the price that would be received to sell an asset or paid to transfer a liability in an orderly transaction between market participants at the measurement date, regardless of whether that price is directly observable or estimated using another valuation technique. In estimating the fair value of an asset or a liability, the company takes into account the characteristics of the asset or liability if market participants would take those characteristics into account when pricing the asset or liability at the measurement date. The Financial assets and liabilities are presented in ascending order of their liquidity. Fair value for measurement and/or disclosure purposes in these financial statements is determined on such a basis, except for share-based payment transactions that are within the scope of Ind AS 102, leasing transactions that are within the scope of Ind AS 17, and measurements that have some similarities to fair value but are not fair value, such as value in use in Ind AS 36.

C. REVENUE FROM OPERATIONS

(I) Interest Income

Interest income is recognised by applying the Effective Interest Rate (EIR) to the gross carrying amount of financial assets other than credit-impaired assets

The EIR in case of a financial asset is computed

- a) As the rate that exactly discounts estimated future cash receipts through the expected life of the financial asset to the gross carrying amount of a financial asset.
- b) By considering all the contractual terms of the financial instrument in estimating the cash flows
- c) Including all fees received between parties to the contract that are an integral part of the effective interest rate, transaction costs, and all other premiums or discounts. Any subsequent change the estimation of the future cash flows is recognised in interest income with the corresponding adjustment to the carrying amount of the assets.

(II) Dividend Income

Dividend income is recognised

- a) when the right to receive the payment is established,
- b) it is probable that the economic benefits associated with the dividend will flow to the entity and
- c) the amount of the dividend can be measured reliably.

(III) Fees & Commission Income

Fees and commissions are recognised when the Company satisfies the performance obligation, at fair value of the consideration received or receivable based on a five-step model as set out below, unless included in the effective interest calculation:

Step 1: Identify contract(s) with a customer: A contract is defined as an agreement between two or more parties that creates enforceable rights and obligations and sets out the criteria for every contract that must be met.

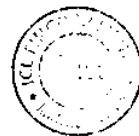
Step 2: Identify performance obligations in the contract: A performance obligation is a promise in a contract with a customer to transfer a good or service to the customer.

Step 3: Determine the transaction price: The transaction price is the amount of consideration to which the Company expects to be entitled in exchange for transferring promised goods or services to a customer, excluding amounts collected on behalf of third parties.

Step 4: Allocate the transaction price to the performance obligations in the contract: For a contract that has more than one performance obligation, the Company allocates the transaction price to each performance obligation in an amount that depicts the amount of consideration to which the Company expects to be entitled in exchange for satisfying each performance obligation.

Step 5: Recognise revenue when (or as) the Company satisfies a performance obligation.

Processing fee which does not form part of effective interest rate is recognised as and when it accrues.



Handwritten signature

Handwritten signature

Handwritten signature

Handwritten signature

Handwritten signature

(IV) Net gain on Fair value changes

Any differences between the fair values of financial assets classified as fair value through the profit or loss, held by the Company on the balance sheet date is recognised as an unrealised gain / loss. In cases there is a net gain in the aggregate, the same is recognised as Revenue and if there is a net loss the same is disclosed under as Expense in the statement of Profit and Loss.

However, net gain / loss on derecognition of financial instruments classified as amortised cost is presented separately under the respective head in the Statement of Profit and Loss.

D. EXPENSES

(I) Finance costs

Finance costs represents Interest expense recognised by applying the Effective Interest Rate (EIR) to the gross carrying amount of financial liabilities other than financial liabilities classified as FVTPL.

The EIR in case of a financial liability is computed

- a) As the rate that exactly discounts estimated future cash payments through the expected life of the financial liability to the gross carrying amount of the amortised cost of a financial liability.
- b) By considering all the contractual terms of the financial instrument in estimating the cash flows
- c) Including all fees received between parties to the contract that are an integral part of the effective interest rate, transaction costs, and all other premiums or discounts.

Any subsequent change the estimation of the future cash flows is recognised in interest with the corresponding adjustment to the carrying amount of the assets.

(II) Employee benefits

Short term employee benefit

Employee benefits payable wholly within twelve months of rendering the service are classified as short-term employee benefits. These benefits include short term compensated absences such as paid annual leave. The undiscounted amount of short-term employee benefits expected to be paid in exchange for the services rendered by employees is recognised as an expense during the period. Benefits such as salaries and wages, etc. and the expected cost of the bonus/ex-gratia are recognised in the period in which the employee renders the related service.

Post-employment employee benefits

a) Defined contribution schemes

All the employees of the Company are entitled to receive benefits under the Provident Fund and Employees State Insurance scheme, defined contribution plans in which both the employee and the Company contribute monthly at a stipulated rate. The Company has no liability for future benefits other than its annual contribution and recognises such contributions as an expense in the period in which employee renders the related service. If the contribution payable to the scheme for service received before the Balance Sheet date exceeds the contribution already paid, the deficit payable to the scheme is recognised as a liability after deducting the contribution already paid. If the contribution already paid exceeds the contribution due for services received before the Balance Sheet date, then excess is recognised as an asset to the extent that the pre-payment will lead to, for example, a reduction in future payment or a cash refund.

b) Defined Benefit schemes

The Company provides for the gratuity, a defined benefit retirement plan covering all employees. The plan provides for lump sum payments to employees upon death while in employment or on separation from employment after serving for the stipulated years mentioned under 'The Payment of Gratuity Act, 1972'. The present value of the obligation under such defined benefit plan is determined based on actuarial valuation, carried out by an independent actuary at each Balance Sheet date, using the Projected Unit Credit Method, which recognizes each period of service as giving rise to an additional unit of employee benefit entitlement and measures each unit separately to build up the final obligation.

The obligation is measured at the present value of the estimated future cash flows. The discount rates used for determining the present value of the obligation under defined benefit plan are based on the market yields on Government Securities as at the Balance Sheet date.

An actuarial valuation involves making various assumptions that may differ from actual developments in the future. These include the determination of the discount rate, attrition rate, future salary increases and mortality rates. Due to the complexities involved in the valuation and its long-term nature, these liabilities are highly sensitive to changes in these assumptions. All assumptions are reviewed annually.

Re-measurement, comprising of actuarial gains and losses are recognized immediately in the balance sheet with a corresponding debit or credit to retained earnings through OCI in the period in which they occur. Re-measurements are not reclassified to profit and loss in subsequent periods.

The Company does not have a scheme of encashment of earned leave. The Earned leave which is not utilized during the year will be automatically lapsed at the end of the year and cannot be carried forward. Hence no provision has been made in the accounts for encashment of leave and carried forward of earned leave.

Handwritten signature

Handwritten signature

Handwritten signature

Handwritten signature



Handwritten signature

(III) Leases

Identification of Lease:

The Company's lease asset classes primarily consist of leases for land and buildings. The Company assesses whether a contract contains a lease, at inception of a contract. A contract is, or contains, a lease if the contract conveys the right to control the use of an identified asset for a period of time in exchange for consideration. To assess whether a contract conveys the right to control the use of an identified asset, the Company For arrangements entered into prior to 1 April, 2018, the Company has determined whether the arrangement contain lease on the basis of facts and circumstances existing on the date of transition.

Certain lease arrangements includes the options to extend or terminate the lease before the end of the lease term. ROU assets and lease liabilities includes these options when it is reasonably certain that they will be exercised. The ROU assets are initially recognized at cost, which comprises the initial amount of the lease liability adjusted for ROU assets are depreciated from the commencement date on a straight-line basis over the shorter of the lease term and useful life of the underlying asset. ROU assets are evaluated for recoverability whenever events or changes in circumstances indicate that their carrying amounts may not be recoverable. For the purpose of impairment testing, the recoverable amount (i.e. the higher of the fair value less cost to sell and the value-in-use) is determined on an individual asset basis unless the asset does not generate cash flows that are largely independent of those from other assets. In such cases, the recoverable amount is determined for the Cash Generating Unit (CGU) to which the asset belongs.

The lease liability is initially measured at amortized cost at the present value of the future lease payments. The lease payments are discounted using the interest rate implicit in the lease or, if not readily determinable, using the incremental borrowing rates in the country of domicile of these leases. Lease liabilities are remeasured with a corresponding adjustment to the related ROU asset if the Company changes its assessment of whether it will exercise an extension or a termination option. Lease liability and ROU assets have been separately presented in the Balance Sheet and lease payments have been classified as financing cash flows.

(IV) Other income and expenses

All Other income and expense are recognized in the period they occur.

(V) Impairment of non-financial assets

The carrying amount of assets is reviewed at each balance sheet date if there is any indication of impairment based on internal/external factors. An impairment loss is recognized wherever the carrying amount of an asset exceeds its recoverable amount. The recoverable amount is the greater of the assets, net selling price and value in use. In assessing value in use, the estimated future cash flows are discounted to their present value using a pre-tax discount rate that reflects current market assessments of the time value of money and risks specific to the asset.

In determining net selling price, recent market transactions are taken into account, if available. If no such transactions can be identified, an appropriate valuation model is used. After impairment, depreciation is provided on the revised carrying amount of the asset over its remaining useful life.

In the case of impairment of investment in subsidiary, the Company reviews its carrying value of investments in subsidiaries at cost, annually, or more frequently when there is an indication for impairment. If the recoverable amount is less than its carrying amount, the impairment loss is accounted for.

(VI) Taxes

Current Tax

Current tax assets and liabilities for the current and prior years are measured at the amount expected to be recovered from, or paid to, the taxation authorities. The tax rates and tax laws used to compute the amount are those that are enacted, or substantively enacted, by the reporting date in the countries where the Company operates and generates taxable income.

Current income tax relating to items recognised outside profit or loss is recognised outside profit or loss (either in other comprehensive income or in equity). Current tax items are recognised in correlation to the underlying transaction either in OCI or directly in equity. Management periodically evaluates positions taken in the tax returns with respect to situations in which applicable tax regulations are subject to interpretation and establishes provisions where appropriate.

Deferred tax

Deferred tax assets and liabilities are recognised for temporary differences arising between the tax bases of assets and liabilities and their carrying amounts. Deferred income tax is determined using tax rates (and laws) that have been enacted or substantively enacted by the reporting date and are expected to apply when the related deferred income tax asset is realised or the deferred income tax liability is settled.

Deferred tax assets are only recognised for temporary differences, unused tax losses and unused tax credits if it is probable that future taxable amounts will arise to utilise those temporary differences and losses. Deferred tax assets are reviewed at each reporting date and are reduced to the extent that it is no longer probable that the related tax benefit will be realised.

Deferred tax assets and liabilities are offset where there is a legally enforceable right to offset current tax assets and liabilities and they relate to income taxes levied by the same tax authority on the same taxable entity, or on different tax entities, but they intend to settle current tax liabilities and assets on a net basis or their tax assets and liabilities are realised simultaneously.

Handwritten signature

Handwritten signature

Handwritten signature

Handwritten signature



Handwritten signature



E. CASH AND CASH EQUIVALENTS

Cash and cash equivalents comprise the net amount of short-term, highly liquid investments that are readily convertible to known amounts of cash (short-term deposits with an original maturity of three months or less) and are subject to an insignificant risk of change in value, cheques on hand and balances with banks. They are held for the purposes of meeting short-term cash commitments (rather than for investment or other purposes).

For the purpose of the statement of cash flows, cash and cash equivalents consist of cash and short-term deposits, as defined above.

F. PROPERTY, PLANT AND EQUIPMENT (PPE)

Property, plant and equipment (PPE) are measured at cost less accumulated depreciation and accumulated impairment (if any). The total cost of assets comprises its purchase price, freight, duties, taxes and any other incidental expenses directly attributable to bringing the asset to the location and condition necessary for it to be capable of operating in the manner intended by the management. Changes in the expected useful life are accounted for by changing the amortisation period or methodology, as appropriate, and treated as changes in accounting estimates. Subsequent expenditure related to an item of tangible asset are added to its gross value only if it increases the future benefits of the existing asset, beyond its previously assessed standards of performance and cost can be measured reliably. Other repairs and maintenance costs are expensed off as and when incurred. Depreciation is calculated using the Written Down Value (WDV) method to write down the cost of property and equipment to their residual values over their estimated useful lives, Land is not depreciated.

The estimated useful lives are, as follows:

Particulars	Useful life estimated by Company (Years)
Building	60
Furniture And Fixtures	10
Electrical Installations & Equipments	10
Motor Vehicles	8
Office Equipments	5
Computer And Accessories	3

The residual values, useful lives and methods of depreciation of property, plant and equipment are reviewed at each financial year end and adjusted prospectively, if appropriate. Property plant and equipment is derecognised on disposal or when no future economic benefits are expected from its use. Any gain or loss arising on derecognition of the asset (calculated as the difference between the net disposal proceeds and the carrying amount of the asset) is recognised in other income /expense in the statement of profit and loss in the year the asset is derecognised. The date of disposal of an item of property, plant and equipment is the date the recipient obtains control of that item in accordance with the requirements for determining when a performance obligation is satisfied in Ind AS 115.

G. INTANGIBLE ASSETS

An intangible asset is recognised only when its cost can be measured reliably and it is probable that the expected future economic benefits that are attributable to it will flow to the Company.

Intangible assets acquired separately are measured on initial recognition at cost. The cost of an intangible asset comprises its purchase price and any directly attributable expenditure on making the asset ready for its intended use and net of any trade discounts and rebates. Following initial recognition, intangible assets are carried at cost less any accumulated amortisation and any accumulated impairment losses.

The useful lives of intangible assets are assessed to be either finite or indefinite. Intangible assets with finite lives are amortised over the useful economic life. The amortisation period and the amortisation method for an intangible asset with a finite useful life are reviewed at least at each financial year-end. Changes in the expected useful life, or the expected pattern of consumption of future economic benefits embodied in the asset, are accounted for by changing the amortisation period or methodology, as appropriate, which are then treated as changes in accounting estimates. The amortisation expense on intangible assets with finite lives is presented as a separate line item in the statement of profit and loss. Amortisation on assets acquired/sold during the year is recognised on a pro-rata basis to the Statement of Profit and Loss from / upto the date of acquisition/sale.

Amortisation is calculated using the straight-line method to write down the cost of intangible assets to their residual values over their estimated useful lives. Intangible assets comprising of software are amortised on a straight-line basis over a period of 6 years, unless it has a shorter useful life.

The Company's intangible assets consist of computer software with definite life. Gains or losses from derecognition of intangible assets are measured as the difference between the net disposal proceeds and the carrying amount of the asset are recognised in the Statement of Profit and Loss when the asset is derecognised.

Handwritten signature

Handwritten signature

Handwritten signature

Handwritten signature



H. PROVISIONS

Provisions are recognised when the enterprise has a present obligation (legal or constructive) as a result of past events, and it is probable that an outflow of resources embodying economic benefits will be required to settle the obligation, and a reliable estimate can be made of the amount of the obligation.

I. CONTINGENT LIABILITIES

A contingent liability is a possible obligation that arises from past events whose existence will be confirmed by the occurrence or non-occurrence of one or more uncertain future events beyond the control of the Company or a present obligation that is not recognized because it is not probable that an outflow of resources will be required to settle the obligation. A contingent liability also arises in extremely rare cases where there is a liability that cannot be recognized because it cannot be measured reliably. The Company does not recognize a contingent liability but discloses its existence in the financial statements.

J. EARNINGS PER SHARE

The Company reports basic and diluted earnings per share in accordance with Ind AS 33 on Earnings per share. Basic EPS is calculated by dividing the net profit or loss for the year attributable to equity shareholders (after deducting attributable taxes) by the weighted average number of equity shares outstanding during the year.

For the purpose of calculating diluted earnings per share, the net profit or loss for the year attributable to equity shareholders and the weighted average number of shares outstanding during the year are adjusted for the effects of all dilutive potential equity shares. Dilutive potential equity shares are deemed converted as of the beginning of the period, unless they have been issued at a later date. In computing the diluted earnings per share, only potential equity shares that are dilutive and that either reduces the earnings per share or increases loss per share are included.

7 SIGNIFICANT ACCOUNTING JUDGEMENTS, ESTIMATES AND ASSUMPTIONS

The preparation of financial statements in conformity with the Ind AS requires the management to make judgments, estimates and assumptions that affect the reported amounts of revenues, expenses, assets and liabilities and the accompanying disclosure and the disclosure of contingent liabilities, at the end of the reporting period. Estimates and underlying assumptions are reviewed on an ongoing basis. Revisions to accounting estimates are recognised in the period in which the estimates are revised and future periods are affected. Although these estimates are based on the management's best knowledge of current events and actions, uncertainty about these assumptions and estimates could result in the outcomes requiring a material adjustment to the carrying amounts of assets or liabilities in future periods. In particular, information about significant areas of estimation, uncertainty and critical judgments in applying accounting policies that have the most significant effect on the amounts recognized in the financial statements is included in the following notes:

A. BUSINESS MODEL ASSESSMENT

Classification and measurement of financial assets depends on the results of the SPPI and the business model test. The Company determines the business model at a level that reflects how groups of financial assets are managed together to achieve a particular business objective. This assessment includes judgement reflecting all relevant evidence including how the performance of the assets is evaluated and their performance measured, the risks that affect the performance of the assets and how these are managed and how the managers of the assets are compensated. The Company monitors financial assets measured at amortised cost or fair value through other comprehensive income that are derecognised prior to their maturity to understand the reason for their disposal and whether the reasons are consistent with the objective of the business for which the asset was held. Monitoring is part of the Company's continuous assessment of whether the business model for which the remaining financial assets are held continues to be appropriate and if it is not appropriate whether there has been a change in business model and so a prospective change to the classification of those assets.

B. DEFINED EMPLOYEE BENEFIT ASSETS AND LIABILITIES

The cost of the defined benefit gratuity plan and the present value of the gratuity obligation are determined using actuarial valuations. An actuarial valuation involves making various assumptions that may differ from actual developments in the future. These include the determination of the discount rate; future salary increases and mortality rates. Due to the complexities involved in the valuation and its long-term nature, a defined benefit obligation is highly sensitive to changes in these assumptions. All assumptions are reviewed annually.

C. FAIR VALUE MEASUREMENT

When the fair values of financial assets and financial liabilities recorded in the balance sheet cannot be measured based on quoted prices in active markets, their fair value is measured using various valuation techniques. The inputs to these models are taken from observable markets where possible, but where this is not feasible, a degree of judgment is required in establishing fair values. Judgments include considerations of inputs such as liquidity risk, credit risk and volatility. Changes in assumptions about these factors could affect the reported fair value of financial instruments.

Handwritten signature

Handwritten signature

Handwritten signature

Handwritten signature and circular stamp

Handwritten signature and circular stamp

D. IMPAIRMENT OF LOANS PORTFOLIO

The measurement of impairment losses across all categories of financial assets requires judgement, in particular, the estimation of the amount and timing of future cash flows and collateral values when determining impairment losses and the assessment of a significant increase in credit risk. These estimates are driven by a number of factors, changes in which can result in different levels of allowances. It has been the Company's policy to regularly review its models in the context of actual loss experience and adjust when necessary. The impairment loss on loans and advances is disclosed in more detail in Note 9 Overview of ECL principles. In case, higher provisions are to be considered as per the prudential norms of the Reserve Bank of India, they are considered and routed through Impairment Reserves.

E. CONTINGENT LIABILITIES AND PROVISIONS OTHER THAN IMPAIRMENT ON LOAN PORTFOLIO

The Company operates in a regulatory and legal environment that, by nature, has a heightened element of litigation risk inherent to its operations. As a result, it is involved in various litigation, arbitration in the ordinary course of the Company's business. When the Company can reliably measure the outflow of economic benefits in relation to a specific case and considers such outflows to be probable, the Company records a provision against the case. Where the probability of outflow is considered to be remote, or probable, but a reliable estimate cannot be made, a contingent liability is disclosed. Given the subjectivity and uncertainty of determining the probability and amount of losses, the Company takes into account a number of factors including legal advice, the stage of the matter and historical evidence from similar incidents. Significant judgement is required to conclude on these estimates.

F. EFFECTIVE INTEREST RATE (EIR) METHOD

The Company's EIR methodology, recognises interest income /expense using a rate of return that represents the best estimate of a constant rate of return over the expected behavioural life of loans given / taken and recognises the effect of potentially different interest rates at various stages and other characteristics of the product life cycle (including prepayments and penalty interest and charges).

This estimation, by nature, requires an element of judgement regarding the expected behaviour and life-cycle of the instruments and other fee income/expense that are integral parts of the instrument.

G. OTHER ESTIMATES

These include contingent liabilities, useful lives of tangible and intangible assets etc.

[Handwritten signature]

[Handwritten signature]

[Handwritten signature]


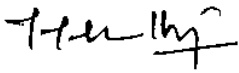


ICL Fincorp Limited**Notes to the Standalone financial statements for the year ended 31-March-2023***(All amounts are in Thousands of Indian Rupees unless otherwise stated)***8 Cash and Cash Equivalents**

	As at 31-Mar-2023	As at 31-Mar-2022
Cash on hand	25,190.54	44,164.91
Balance with Banks	37,977.18	50,441.94
Total	63,167.72	94,606.85

9 Bank Balances other than above

	As at 31-Mar-2023	As at 31-Mar-2022
<i>Earmarked balances with banks:</i>		
Balances with banks to the extent held as security	50,000.00	50,000.00
For unpaid dividend	109.03	109.03
Debenture trustee account	3,086.07	5,246.07
Total	53,195.10	55,355.10



ICL Fincorp Limited
Notes to the Standalone financial statements for the year ended 31-March-2023
(All amounts are in Thousands of Indian Rupees unless otherwise stated)


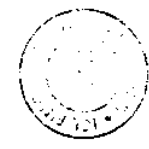
10 Loans		As at 31-Mar-2023			
		At Fair value			
	Amortised Cost	Through Other Comprehensive Income	Through profit or loss	Designated at Fair Value Through profit or loss	Total
Loans					
(A)					
i)Loans repayable on demand					
Gold Loan	38,98,859.53	-	-	-	38,98,859.53
Personal Loan	5,851.76	-	-	-	5,851.76
Other	7,055.39	-	-	-	7,055.39
ii)Term Loans					
Gold Loan	30,536.55	-	-	-	30,536.55
Hypothecation Loan	1,952.61	-	-	-	1,952.61
Business Loan	84.46	-	-	-	84.46
Related Party#	13,780.92	-	-	-	13,780.92
Property Loan	-	-	-	-	-
Personal Loan	2,804.68	-	-	-	2,804.68
Total (A)- Gross	39,60,925.89	-	-	-	39,60,925.89
Less:Impairment loss allowance	18,027.83	-	-	-	18,027.83
Total (A)- Net	39,42,898.06	-	-	-	39,42,898.06
(B)					
i)Secured by tangible assets	39,31,433.14	-	-	-	39,31,433.14
ii)Unsecured	29,492.75	-	-	-	29,492.75
Total (B)- Gross	39,60,925.89	-	-	-	39,60,925.89
Less:Impairment loss allowance	18,027.83	-	-	-	18,027.83
Total (B)- Net	39,42,898.06	-	-	-	39,42,898.06

ppc-117

10

ॐ.

A stylized handwritten signature or mark, possibly reading "A." or similar, located at the bottom left of the page.



10 Loans(Contd.)

(C)		
(i) Loans in India		
i) Public Sector	-	-
ii) Others	-	-
Total (C) (i)-Gross	39,60,925.89	39,60,925.89
Less: Impairment loss allowance	18,027.83	18,027.83
Total (C) (i)-Net	39,42,898.06	39,42,898.06

#This amount includes ₹1,37,80,919/- to ICL Tours and Travels Private Limited. It represents the amount of expenditure incurred for and on behalf of the specified companies, which are treated as advances and the Company is charging interest @ 13% per annum and the same is disclosed under Note No. 10. This amount is to be repaid within a period of four years from the date of incurring of expenses as per the Memorandum of Understanding entered into with the companies.

Loans and advances due by directors or other officers of the company or any of them either severally or jointly with any other persons

Nil

Amounts due by firms or private companies in which any director is a partner or a director or a member

13,780.92



[Handwritten signature]

[Handwritten signature]

[Handwritten signature]



10 Loans(Contd.)

As at 31-Mar-2022					
At Fair value					
	Amortised Cost	Through Other Comprehensive Income	Through profit or loss	Designated at Fair Value Through profit or loss	Total
Loans					
(A)					
i) Loans repayable on demand					
Gold Loan	33,22,209.79	-	-	-	33,22,209.79
Personal Loan	6,512.16	-	-	-	6,512.16
Other	7,055.39	-	-	-	7,055.39
ii) Term Loans					
Gold Loan	34,078.00	-	-	-	34,078.00
Hypothecation Loan	1,878.25	-	-	-	1,878.25
Business Loan	5,756.86	-	-	-	5,756.86
Related Party#	62,946.70	-	-	-	62,946.70
Property Loan	406.13	-	-	-	406.13
Personal Loan	1,134.96	-	-	-	1,134.96
Total (A)- Gross	34,41,978.24	-	-	-	34,41,978.24
Less: Impairment loss allowance	11,300.91	-	-	-	11,300.91
Total (A)- Net	34,30,677.33	-	-	-	34,30,677.33
(B)					
i) Secured by tangible assets	33,64,329.03	-	-	-	33,64,329.03
ii) Unsecured	77,649.21	-	-	-	77,649.21
Total (B)- Gross	34,41,978.24	-	-	-	34,41,978.24
Less: Impairment loss allowance	11,300.91	-	-	-	11,300.91
Total (B)- Net	34,30,677.33	-	-	-	34,30,677.33

Handwritten signature

Handwritten signature

Handwritten signature

Handwritten signature



10 Loans(Contd)

(C)		
(I) Loans in India		
i) Public Sector	-	-
ii) Others	34,41,978.24	34,41,978.24
Total (C) (I)-Gross	34,41,978.24	34,41,978.24
Less: Impairment loss allowance	11,300.91	11,300.91
Total (C) (I)-Net	34,30,677.33	34,30,677.33

#This amount includes ₹2,58,90,344/- to ICL Tours and Travels Private Limited. It represents the amount of expenditure incurred for and on behalf of the specified companies, which are treated as advances and the Company is charging interest @ 13% per annum and the same is disclosed under Note No. 10. This amount is to be repaid within a period of four years from the date of incurring of expenses as per the Memorandum of Understanding entered into with the companies. It also includes Loan against Property of ₹3,70,56,361/- granted to Mr. K G Anilkumar, Managing Director of the company and interest is charged @ 15% per annum.

Loans and advances due by directors or other officers of the company or any of them either severally or jointly with any other persons	37,056.36	Nil	Nil	37,056.36
Amounts due by firms or private companies in which any director is a partner or a director or a member	25,890.34	Nil	Nil	25,890.34



Handwritten signature

Handwritten signature

Handwritten signature



10 Loans(Contd)

Summary of ECL provisions

Particulars	FY 2022-2023			
	Stage 1	Stage 2	Stage 3	Total
i)Gold Loan	4,223.97	1,113.99	11,035.51	16,373.47
ii)Hypothecation Loan	-	-	199.38	199.38
iii)Business Loan	-	-	12.67	12.67
iv)Property Loan	-	-	-	-
v)Personal Loan	-	-	736.77	736.77
vi)Related Party	-	-	-	-
vii)Other Loan	-	-	705.54	705.54
Total closing ECL provisions	4,223.97	1,113.99	12,589.86	18,027.83
Particulars	FY 2021-2022			
	Stage 1	Stage 2	Stage 3	Total
i)Gold Loan	1,003.92	2,209.67	5,557.60	8,771.20
ii)Hypothecation Loan	-	4.88	201.73	206.61
iii)Business Loan	-	850.09	13.44	863.53
iv)Property Loan	-	-	40.61	40.61
v)Personal Loan	-	-	713.43	713.43
vi)Related Party	-	-	-	-
vii)Other Loan	-	-	705.54	705.54
Total closing ECL provisions	1,003.92	3,064.64	7,232.35	11,300.91

Handwritten signature

Handwritten signature

Handwritten signature



ICL Fincorp Limited
Notes to the Standalone financial statements for the year ended 31-March-2023
(All amounts are in Thousands of Indian Rupees unless otherwise stated)

10 Loans(Contd.)
As at 31-March-2023

Asset Classification as per RBI Norms	Asset classification as per Ind AS 109	Gross Carrying Amount as per Ind AS	Loss Allowances (Provisions) as required under Ind AS 109	Net Carrying Amount	Provisions required as per IRACP norms	Difference between Ind AS 109 provisions and IRACP norms
(1)	(2)	(3)	(4)	(5)=(3)-(4)	(6)	(7) = (4)-(6)
Performing Assets						
Standard	Stage 1	36,97,587.69	4,223.97	36,93,363.72	14,788.24	(10,564.26)
	Stage 2	1,11,393.83	1,113.99	1,10,279.83	445.56	-
	Subtotal	38,08,981.52	5,337.97	38,03,643.55	15,233.79	(10,564.26)
Non-Performing Assets (NPA)						
Substandard	Stage 3	1,13,369.72	6,833.78	1,06,535.94	11,337.00	(4,503.21)
Doubtful - up to 1 year	Stage 3	17,824.66	2,188.55	15,636.11	3,564.93	(1,376.38)
1 to 3 years	Stage 3	15,242.05	2,428.55	12,813.50	4,577.06	(2,148.51)
More than 3 years	Stage 3	5,507.94	1,238.98	4,268.96	2,903.25	(1,664.27)
	Subtotal for doubtful	38,574.65	5,856.08	32,718.57	11,045.24	(5,189.16)
Loss	Stage 3	-	-	-	-	-
	Subtotal for NPA	1,51,944.37	12,689.86	1,39,254.51	22,382.24	(9,692.38)
Other items such as guarantees, loan commitments, etc. which are in the scope of Ind AS 109 but not covered under current Income Recognition, Asset Classification and Provisioning (IRACP) norms	Stage 1	-	-	-	-	-
	Stage 2	-	-	-	-	-
	Stage 3	-	-	-	-	-
	Subtotal	-	-	-	-	-
Total	Stage 1	36,97,587.69	4,223.97	36,93,363.72	14,788.24	(10,564.26)
	Stage 2	1,11,393.83	1,113.99	1,10,279.83	445.56	-
	Stage 3	1,51,944.37	12,689.86	1,39,254.51	22,382.24	(9,692.38)
	Total	39,60,925.89	18,027.83	39,42,898.06	37,616.03	(20,256.64)



[Signature]

[Signature]

[Signature]



[Signature]

10.Loans(Contd)
As at 31-Mar-2022

Asset Classification as per RBI Norms	Asset classification as per Ind AS 109	Gross Carrying Amount as per Ind AS	Loss Allowances (Provisions) as required under Ind AS 109	Net Carrying Amount	Provisions required as per IRACP norms	Difference between Ind AS 109 provisions and IRACP norms
(1)	(2)	(3)	(4)	(5)=(3)-(4)	(6)	(7) = (4)-(6)
Performing Assets						
Standard	Stage 1	31,47,708.50	1,003.92	31,46,704.57	7,878.72	(6,874.80)
	Stage 2	2,29,261.89	3,064.64	2,26,197.26	573.80	(0.41)
	Subtotal	33,76,970.39	4,068.56	33,72,901.83	8,452.52	(6,875.21)
Non-Performing Assets (NPA)						
Substandard	Stage 3	54,173.93	5,027.03	49,146.90	5,417.40	(436.41)
Doubtful - up to 1 year	Stage 3	3,660.84	637.12	3,023.73	732.17	(95.05)
1 to 3 years	Stage 3	7,105.17	1,560.74	5,544.43	2,240.52	(679.78)
More than 3 years	Stage 3	67.91	7.47	60.44	40.97	(33.50)
	Subtotal for doubtful	10,833.93	2,205.33	8,628.60	3,013.65	(808.33)
Loss	Stage 3	-	-	-	-	-
	Subtotal for NPA	65,007.85	7,232.35	57,775.50	8,431.05	(1,244.73)
Other items such as guarantees, loan commitments, etc. which are in the scope of Ind AS 109 but not covered under current Income Recognition, Asset Classification and Provisioning (IRACP) norms	Stage 1	-	-	-	-	-
	Stage 2	-	-	-	-	-
	Stage 3	-	-	-	-	-
	Subtotal	-	-	-	-	-
Total						
	Stage 1	31,47,708.50	1,003.92	31,46,704.57	7,878.72	(6,874.80)
	Stage 2	2,29,261.89	3,064.64	2,26,197.26	573.80	(0.41)
	Stage 3	65,007.85	7,232.35	57,775.50	8,431.05	(1,244.73)
	Total	34,41,978.24	11,300.91	34,30,677.33	16,883.57	(8,119.95)

Handwritten signatures and initials are present on the right side of the page, including a large signature at the top and several initials below it.

ICL Fincorp Limited**Notes to the Standalone financial statements for the year ended 31-March-2023**

(All amounts are in Thousands of Indian Rupees unless otherwise stated)

10 Loans(Contd)

An analysis of changes in the gross carrying amount and the corresponding ECL allowances in relation to receivables under financing activities is, as follows:

	Year ended 31st march 2023			
	Stage 1	Stage 2	Stage 3	Total
Opening Gross carrying amount	31,47,708.50	2,29,261.89	65,007.85	34,41,978.24
Add:- New Assets	36,82,938.84	1,11,393.83	54,478.44	38,48,811.11
Less:- Assets repaid	-30,70,366.41	-2,21,123.99	-38,373.06	-33,29,863.46
Transfer to Stage 1	11.03	-11.03	-	-
Transfer to Stage 2	-	-	-	-
Transfer to Stage 3	-62,704.27	-8,126.88	70,831.14	-
Less:- Write off	-	-	-	-
Closing Gross carrying amount	36,97,587.69	1,11,393.83	1,51,944.37	39,60,925.89

Reconciliation of ECL Balance

	Year ended 31st march 2023			
	Stage 1	Stage 2	Stage 3	Total
ECL Provision				
Gross carrying amount	1,003.92	3,064.64	7,232.35	11,300.91
Add:- New Assets	4,223.84	1,113.99	2,042.63	7,380.47
Less:- Repaid	-958.89	-2,990.43	-3,562.40	-7,511.72
Transfer to Stage 1	-	-	-	-
Transfer to Stage 2	-	-	-	-
Transfer to Stage 3	-6,175.70	-801.57	6,977.27	-
Less:- Write off	-	-	-	-
Impact of changes in credit risk on account of stage movements	6,130.80	727.37	-	6,858.17
Closing carrying amount	4,223.97	1,113.99	12,689.86	18,027.83

Credit Quality of assets

The table below shows the credit quality and the maximum exposure to credit risk based on the Company's internal credit rating system and year-end stage classification

As on 31-03-2023

Internal Rating	Stage 1	Stage 2	Stage 3	Total
High Grade	32,70,569.82	58,779.24	6,500.42	33,35,849.48
Medium Grade	3,09,828.44	30,625.19	7,388.00	3,47,841.63
Low Grade	1,17,189.43	21,989.40	1,38,055.95	2,77,234.77
Total	36,97,587.69	1,11,393.83	1,51,944.37	39,60,925.89

As on 31-03-2022

Internal Rating	Stage 1	Stage 2	Stage 3	Total
High Grade	30,43,959.14	52,293.67	15,429.05	31,11,681.85
Medium Grade	54,083.54	43,678.62	7,992.74	1,05,754.90
Low Grade	49,665.82	1,33,289.60	41,586.07	2,24,541.49
Total	31,47,708.50	2,29,261.89	65,007.85	34,41,978.24

Handwritten signature

Handwritten signature

Handwritten signature

Handwritten signature

ICL Fincorp Limited
Notes to the Standalone financial statements for the year ended 31-March-2023
(All amounts are in Thousands of Indian Rupees unless otherwise stated)

11 Investments	At Fair Value				Sub-total	Cost	Total
	Amortised Cost	Through Other Comprehensive Income	Through Profit or Loss	Designated at fair value through profit or loss			
As at 31-Mar-2023							
Mutual funds	-	-	51.07	-	51.07	-	51.07
Government securities	-	-	-	-	-	-	-
Other Companies	-	-	30,060.95	-	30,060.95	-	30,060.95
Equity Instruments	-	-	-	-	-	-	-
Subsidiaries	-	-	-	-	-	-	-
Salem Erode Investments Ltd (Quoted)	-	-	-	-	-	2,26,765.40	2,26,765.40
Others (Quoted)	-	-	9,629.39	-	9,629.39	-	9,629.39
Total Gross (A)	-	-	39,741.42	-	39,741.42	2,26,765.40	2,66,506.82
Investment Outside India							
Investment In India	-	-	39,741.42	-	39,741.42	2,26,765.40	2,66,506.82
Total Gross (B)	-	-	39,741.42	-	39,741.42	2,26,765.40	2,66,506.82
Less : Allowance for Impairment loss (C)	-	-	-	-	-	-	-
Total - Net (D) = (A) - (C)	-	-	39,741.42	-	39,741.42	2,26,765.40	2,66,506.82
As at 31-Mar-2022							
Mutual funds	-	-	-	-	-	-	-
Government securities	-	-	-	-	-	-	-
Debt Securities	-	-	22,279.18	-	22,279.18	-	22,279.18
Equity Instruments	-	-	-	-	-	-	-
Subsidiaries	-	-	-	-	-	-	-
Salem Erode Investments Ltd (Quoted)	-	-	-	-	-	2,26,765.40	2,26,765.40
Others (Quoted)	-	-	10,364.69	-	10,364.69	-	10,364.69
Total Gross (A)	-	-	32,643.86	-	32,643.86	2,26,765.40	2,59,409.26
Investment Outside India							
Investment In India	-	-	32,643.86	-	32,643.86	2,26,765.40	2,59,409.26
Total Gross (B)	-	-	32,643.86	-	32,643.86	2,26,765.40	2,59,409.26
Less : Allowance for impairment loss (C)	-	-	-	-	-	-	-
Total - Net (D) = (A) - (C)	-	-	32,643.86	-	32,643.86	2,26,765.40	2,59,409.26

per my

Chit

[Signature]

ICL Fincorp Limited**Notes to the Standalone financial statements for the year ended 31-March-2023***(All amounts are in Thousands of Indian Rupees unless otherwise stated)***11 Investments (Contd)****Details of Investments in Equity Instruments and Mutual Funds**

Name of Body Corporate	As at 31-Mar-2023		As at 31-Mar-2022	
	Quantity of Shares	Market value	Quantity of Shares	Market value
Action Construction Equipment Ltd.	-	-	1,000	240.50
Adani Wilmar Limited	500	202.93	-	-
Ahlada Engineers Ltd.	500	42.45	500	50.30
ANG Lifesciences India Ltd.	312	23.73	250	58.65
Aurobindo Pharma Ltd.	500	259.05	500	334.28
BF Utilities Ltd.	-	-	1,000	308.35
Bharat Electronics Limited	2,000	195.10	-	-
Bharat Gears Ltd.	-	-	500	71.85
Birlasoft Ltd.	3,000	783.45	250	113.74
BSE Limited	500	215.48	-	-
Canara Bank	-	-	500	113.88
Cochin Shipyard Limited	250	118.94	-	-
Container Corporation Of India Ltd.	250	145.06	-	-
Dharmaj Crop Guard Limited	500	72.40	-	-
Exide Industries Ltd.	-	-	500	75.55
Fortis Healthcare Ltd.	-	-	1,000	290.40
Future Consumer Ltd.	5,000	2.50	5,000	22.75
Go Fashion (India) Ltd.	-	-	100	101.15
Gold Benchmark Exchange Traded Scheme	-	-	1,000	44.12
Graphite India Ltd.	1,000	262.55	500	251.43
GTL Infrastructure Ltd.	10,000	7.00	10,000	15.00
Happiest Minds Technologies Ltd.	500	383.93	500	528.33
HDFC Bank Limited	250	402.39	-	-
HDFC Life Insurance Company Ltd.	1,500	748.80	500	269.10
Heidelberg Cement India Ltd.	1,000	160.95	1,000	189.60
Hindustan Oil Exploration Company Ltd.	1,250	150.25	1,000	219.90
HP Adhesives Ltd.	1,500	547.05	1,150	450.11
ICICI Bank Ltd.	-	-	250	182.58
India Pesticides Ltd.	2,000	415.70	2,000	538.40
Indiabulls Real Estate Ltd.	-	-	1,000	101.40
Indian Energy Exchange Ltd.	2,000	255.90	1,000	224.70
Indian Railway Catering And Tourism Corporation	750	429.60	-	-
Indian Railway Finance Corporation Ltd.	-	-	10,000	214.50
Intellect Design Arena Limited	1,500	615.90	-	-
ISL Chemicals and Pharmaceuticals Ltd.	-	-	250	88.43
JK Tyre & Industries Ltd.	-	-	500	58.68
Jyothy Labs Ltd.	-	-	500	73.73
Karur Vysya Bank Ltd.	-	-	1,000	46.30
Kaveri Seed Company Ltd.	200	95.59	200	109.40
KIOCL Ltd.	-	-	1,000	208.70
Kopran Ltd.	-	-	500	140.48
L&T Finance Holdings Ltd.	-	-	2,000	161.20
Laxmi Organic Industries Ltd.	-	-	500	199.70
LIC Housing Finance Ltd.	-	-	1,000	358.95
Likhitha Infrastructure Ltd.	-	-	500	144.73
Lupin Ltd.	500	324.20	500	373.53
Mahindra & Mahindra Financial Services Ltd.	-	-	500	79.58
Marksans Pharma Ltd.	3,000	211.20	3,000	136.50
Mishra Dhatu Nigam Ltd.	-	-	200	33.13
PPAP Automotive Limited	1,000	157.00	-	-

Handwritten signature

Handwritten signature

Handwritten signature

Handwritten signature



Radico Khaitan Ltd.	-	-	1,500	1,331.93
Railtel Corporation of India Ltd.	-	-	1,000	84.10
Raymond Ltd.	-	-	100	85.47
Reliance Communications Ltd.	15,000	18.75	15,000	39.75
Rossari Biotech Limited	261	155.58	-	-
Shakti Pumps (India) Ltd.	1,000	404.40	1,000	459.15
Sona BLW Precision Forgings Limited	500	206.75	-	-
Strides Pharma Science Ltd.	1,000	286.35	1,000	346.60
Tarsons Products Limited	500	266.08	-	-
Vodafone Idea Ltd.	27,500	159.50	27,500	265.38
Westlife Development Limited	800	546.68	-	-
Wockhardt Ltd.	750	115.43	750	197.70
WOCKHARDT LTD	-	-	225	11.27
YES Bank Ltd.	16,000	240.80	26,000	319.80
SUB TOTAL		9,629.39		10,364.69
Total Mutual Fund	1,000	51.07		-
SUB TOTAL		51.07		-
TOTAL		9,680.46		10,364.69

Handwritten signature

Handwritten signature

Handwritten signature

Handwritten signature



Handwritten signature


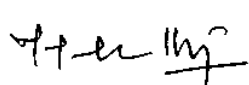


ICL Fincorp Limited**Notes to the Standalone financial statements for the year ended 31-March-2023***(All amounts are in Thousands of Indian Rupees unless otherwise stated)***12 Other Financial Asset**

	As at 31-Mar-2023	As at 31-Mar-2022
Interest accrued on loan portfolio	2,90,826.09	2,02,975.24
Security deposits	52,122.65	44,019.50
Balance with Demat account(Kotak Securities)	(3,814.02)	1,796.71
Other Receivables	-	3,978.29
Total	3,39,134.72	2,52,769.74

13 Current tax assets

	As at 31-Mar-2023	As at 31-Mar-2022
Advance Income Tax & Tax Deducted at Source	32,892.22	34,067.67
Total	32,892.22	34,067.67



ICL Fincorp Limited
Notes to the Standalone financial statements for the year ended 31-March-2023
(All amounts are in Thousands of Indian Rupees unless otherwise stated)

14(A) Property, Plant and Equipment

	Land	Building	Electrical installations & Equipments	Furniture and fixtures	Office Equipments	Motor Vehicles	Computer and accessories	Total
Cost or valuation								
At 1-Apr-2021	19,607.37	3,312.22	18,806.27	1,21,453.46	31,849.18	16,652.00	25,252.35	2,36,932.85
Additions	6,696.40	50,544.00	5,872.64	47,354.07	38,114.85	10,939.67	11,201.47	1,70,723.09
Disposals	-	-	275.90	668.00	-	-	-	943.90
Write off	-	-	-	-	-	-	-	-
As at 31-Mar-2022	26,303.77	53,856.22	24,403.01	1,68,139.53	69,964.03	27,591.66	36,453.82	4,06,712.05
Additions	-	36,124.38	19,225.91	62,493.25	15,051.08	2,654.69	13,759.43	1,49,308.74
Disposals	-	-	-	-	-	-	-	-
Write off	-	-	-	-	-	-	-	-
As at 31-Mar-2023	26,303.77	89,980.60	43,628.92	2,30,632.78	85,015.10	30,246.36	50,213.25	5,56,020.78
Depreciation								
At 1-Apr-2021	-	664.84	11,227.91	60,118.47	17,065.68	7,742.03	21,136.49	1,17,955.42
Charge for the year	-	1,113.52	2,470.54	20,205.07	12,980.49	5,178.78	5,783.44	47,731.85
Disposals	-	-	153.41	542.84	-	-	-	696.25
Write off	-	-	-	-	-	-	-	-
As at 31-Mar-2022	-	1,778.37	13,545.04	79,780.70	30,046.17	12,920.81	26,919.93	1,64,991.02
Charge for the period	-	3,133.20	4,501.06	29,815.31	20,155.98	5,188.88	8,219.65	71,014.09
Disposals	-	-	-	-	-	-	-	-
Write off	-	-	-	-	-	-	-	-
As at 31-Mar-2023	-	4,911.56	18,046.10	1,09,596.01	50,202.15	18,109.70	35,139.58	2,36,005.11
Net Block								
At 1-Apr-2021	19,607.37	2,647.38	7,578.37	61,334.99	14,783.50	8,909.97	4,115.86	1,18,977.43
As at 31-Mar-2022	26,303.77	52,077.85	10,857.97	88,358.83	39,917.85	14,670.85	9,533.89	2,41,721.02
As at 31-Mar-2023	26,303.77	85,069.03	25,582.82	1,21,036.77	34,812.95	12,136.66	15,073.67	3,20,015.67

Handwritten signature

Handwritten signature

Handwritten signature

Handwritten signature



ICL Fincorp Limited
Notes to the Standalone financial statements for the year ended 31-March-2023
(All amounts are in Thousands of Indian Rupees unless otherwise stated)

14(B) Capital work in progress

Capital work in progress

Total

As at 31-Mar-2023	As at 31-Mar-2022
3,631.72	7,149.14
3,631.72	7,149.14

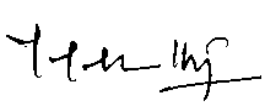




Capital work in progress ageing schedule



As at 31-March-2023

Particulars	Outstanding for following periods from due date of payment				Total
	Less than 1 year	1-2 years	2-3 years	More than 3 years	
Projects in progress	3,631.72	-	-	-	3,631.72
Projects temporarily suspended	-	-	-	-	-

As at 31-March-2022

Particulars	Outstanding for following periods from due date of payment				Total
	Less than 1 year	1-2 years	2-3 years	More than 3 years	
Projects in progress	-	312.35	2,668.77	4,168.02	7,149.14
Projects temporarily suspended	-	-	-	-	-

ICL Fincorp Limited
Notes to the Standalone financial statements for the year ended 31-March-2023
(All amounts are in Thousands of Indian Rupees unless otherwise stated)

14(C) Right-of-Use Asset

	Total
Building	
At 1-Apr-2021	
Additions	1,10,534.14
Disposals	60,847.82
As at 31-Mar-2022	
Additions	1,71,381.96
Disposals	73,154.13
As at 31-Mar-2023	2,257.77
	2,42,278.32
Depreciation	
At 1-Apr-2021	
Charge for the year	74,041.86
Disposals	28,875.09
As at 31-Mar-2022	
Charge for the period	1,02,916.95
Disposals	34,463.27
As at 31-Mar-2023	
	1,37,380.22
Net Right-of-use asset	
At 1-Apr-2021	
	36,492.27
As at 31-Mar-2022	
	68,465.01
As at 31-Mar-2023	
	1,04,898.10

14(C) Lease Liability

Balance at the beginning as on 01-04-2021	34,211.05
Additions	55,750.12
Finance cost accrued during the year	6,293.93
Deletions	1,541.90
Payment of lease liabilities	31,060.30
Balance at the end as on 31-3-2022	63,652.91
Additions	66,556.61
Finance cost accrued during the year	11,982.92
Deletions	2,427.99
Payment of lease liabilities	38,621.50
Balance at the end as on 31-3-2023	1,01,142.95
Particulars	As at 31-Mar-2023
Less than one year	1,152.98
One to five years	47,744.75
More than five years	52,245.22
Total	1,01,142.95

Handwritten signature

Handwritten signature

Handwritten signature

Handwritten signature



ICL Fincorp Limited

Notes to the Standalone financial statements for the year ended 31-March-2023

(All amounts are in Thousands of Indian Rupees unless otherwise stated)

16 Other Non-Financial Asset

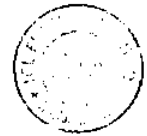
	As at 31-Mar-2023	As at 31-Mar-2022
Prepaid Expenses	2,125.54	1,401.44
GST Receivables	15,306.40	12,754.15
Other Advances	91,604.28	1,04,961.84
Total	1,09,036.23	1,19,117.42

[Handwritten signature]

[Handwritten signature]

[Handwritten signature]

[Handwritten signature]



ICL Fincorp Limited
Notes to the Standalone financial statements for the year ended 31-March-2023
(All amounts are in Thousands of Indian Rupees unless otherwise stated)

15 Other Intangible Assets

	Computer Software
Cost	
At 1-Apr-2021	3,640.90
Additions	75.00
Disposals	-
As at 31-Mar-2022	3,715.90
Additions	180.21
Disposals	-
As at 31-Mar-2023	3,896.11
Amortization	
At 1-Apr-2021	1,427.02
Charge for the year	370.80
Disposals	-
As at 31-Mar-2022	1,797.82
Charge for the period	666.82
Disposals	-
As at 31-Mar-2023	2,464.64
Net Block	
At 1-Apr-2021	2,213.88
As at 31-Mar-2022	1,918.08
As at 31-Mar-2023	1,431.46

Handwritten signature

Handwritten signature

Handwritten signature

Handwritten signature



Handwritten signature



ICL Fincorp Limited
Notes to the Standalone financial statements for the year ended 31-March-2023

(All amounts are in Thousands of Indian Rupees unless otherwise stated)

17 Trade payables

	As at 31-Mar-2023	As at 31-Mar-2022
Total outstanding dues of micro enterprises and small enterprises; and	362.72	567.71
Total outstanding dues of creditors other than micro enterprises and small enterprises.	11,239.51	9,029.91
Total	11,602.23	9,597.62

Trade Payables aging schedule

As at 31-March-2023

Particulars	Outstanding for following periods from due date of payment				Total
	Less than 1 year	1-2 years	2-3 years	More than 3 years	
i) MSME	362.72	-	-	-	362.72
ii) Others	10,326.00	438.96	230.38	244.18	11,239.51
iii) Disputed dues-MSME	-	-	-	-	-
iv) Disputed dues-Others	-	-	-	-	-

As at 31-March-2022

Particulars	Outstanding for following periods from due date of payment				Total
	Less than 1 year	1-2 years	2-3 years	More than 3 years	
i) MSME	567.71	-	-	-	567.71
ii) Others	8,574.99	250.85	6.70	197.38	9,029.91
iii) Disputed dues-MSME	-	-	-	-	-
iv) Disputed dues-Others	-	-	-	-	-

Disclosure:- Micro, Small and Medium Enterprises

	As at 31-Mar-2023	As at 31-Mar-2022
a) the principal amount and the interest due thereon (to be shown separately) remaining unpaid to any supplier at the end of each accounting year;	Nil	Nil
(b) the amount of interest paid by the buyer in terms of section 16 of the Micro, Small and Medium Enterprises Development Act, 2006, along with the amount of the payment made to the supplier beyond the appointed day during each accounting year;	Nil	Nil
(c) the amount of interest due and payable for the period of delay in making payment (which have been paid but beyond the appointed day during the year) but without adding the interest specified under the Micro, Small and Medium Enterprises Development Act, 2006;	Nil	Nil
(d) the amount of interest accrued and remaining unpaid at the end of each accounting year; and	Nil	Nil
(e) the amount of further interest remaining due and payable even in the succeeding years, until such date when the interest dues above are actually paid to the small enterprise, for the purpose of disallowance of a deductible expenditure under section 23 of the Micro, Small and Medium Enterprises Development Act, 2006.	Nil	Nil


Dues to Micro and Small Enterprises have been determined to the extent such parties have been identified on the basis of information collected by the Management.

Handwritten signature

Handwritten signature

Handwritten signature

Handwritten signature



ICL Fincorp Limited
Notes to the Standalone financial statements for the year ended 31-March-2023
(All amounts are in Thousands of Indian Rupees unless otherwise stated)

18 Debt Securities

	<u>As at 31-Mar-2023</u>	<u>As at 31-Mar-2022</u>
At Amortised Cost		
Privately placed redeemable non-convertible debentures (Secured)	31,37,509.00	25,74,195.00
Others - Non-convertible Debentures - Public issue (Secured)	-	-
Total (A)	31,37,509.00	25,74,195.00
Debt securities in India	31,37,509.00	25,74,195.00
Debt securities outside India	-	-
Total (B)	31,37,509.00	25,74,195.00

Nature of Security

Secured (first ranking) by a hypothecation of all loan receivables, advances, Property Plant and Equipment and other unencumbered assets of the Company, both present and future, having a minimum security cover of 110% of the outstanding balance of Debentures and Interest accrued thereon. The Company has executed a separate deed of hypothecation in favour of Trustees for creation of this security.

Debentures are offered for a period of 13 months to 60 months.

Handwritten signature

Handwritten signature

Handwritten signature

Handwritten signature



ICL Fincorp Limited
Notes to the Standalone financial statements for the year ended 31-March-2023
(All amounts are in Thousands of Indian Rupees unless otherwise stated)

18. Debt Securities (contd.)

A) Non Convertible Debentures (Secured)
Non Convertible Debentures of ₹1,000/- each. Details of rate of interest and maturity pattern as on the date of the balance sheet is as under:

As at 31-Mar-2023

AS at 31-Mar-2023									
Redeemable at par within		Rate of Interest							
		>= 10% < 12%		>= 12% < 14%		>= 14%		Total	
		Number	Amount	Number	Amount	Number	Amount	Number	Amount
Due within 1 year		3,62,098	3,62,098.00	9,46,038	9,46,038.00	-	-	13,08,136	13,08,136.00
Due within 1-2 years		1,60,507	1,60,507.00	6,78,687	6,78,687.00	-	-	8,39,194	8,39,194.00
Due within 2-3 years		1,68,693	1,68,693.00	4,54,625	4,54,625.00	-	-	6,23,318	6,23,318.00
Due within 3-4 years		2,850	2,850.00	1,49,913	1,49,913.00	-	-	1,52,763	1,52,763.00
Due within 4-5 years		-	-	1,01,832	1,01,832.00	-	-	1,01,832	1,01,832.00
Due within 5-6 years		-	-	1,12,266	1,12,266.00	-	-	1,12,266	1,12,266.00
Grand Total		6,94,148	6,94,148.00	24,43,361	24,43,361.00	-	-	31,37,509	31,37,509.00

As at 31-Mar-2022

AS at 31-Mar-2022									
Redeemable at par within		Rate of interest							
		>= 10% < 12%		>= 12% < 14%		>= 14%		Total	
		Number	Amount	Number	Amount	Number	Amount	Number	Amount
Due within 1 year		94,534	94,534.00	9,47,425	9,47,425.00	23,864	23,864.00	10,65,823	10,65,823.00
Due within 1-2 years		7,230	7,230.00	8,20,456	8,20,456.00	-	-	8,27,686	8,27,686.00
Due within 2-3 years		-	-	3,51,224	3,51,224.00	-	-	3,51,224	3,51,224.00
Due within 3-4 years		-	-	1,24,676	1,24,676.00	-	-	1,24,676	1,24,676.00
Due within 4-5 years		-	-	1,46,851	1,46,851.00	-	-	1,46,851	1,46,851.00
Due within 5-6 years		-	-	57,935	57,935.00	-	-	57,935	57,935.00
Grand Total		1,01,764	1,01,764.00	24,48,567	24,48,567.00	23,864	23,864.00	25,74,195	25,74,195.00

Handwritten signature

Handwritten signature

Handwritten signature

Handwritten signature



ICL Fincorp Limited**Notes to the Standalone financial statements for the year ended 31-March-2023***(All amounts are in Thousands of Indian Rupees unless otherwise stated)***18 Debt Securities (contd.)****D) Non Convertible Debentures of ₹1,000/- each - series-wise classification****As at 31-Mar-2023**

Sl. No.	Date of Allotment	Outstanding	Interest Rate	Tenure(months)
1	31-10-2017	825.00	13.66%	65
2	15-11-2017	1,625.00	13.66%	65
3	30-11-2017	3,120.00	13.66%	65
4	15-12-2017	3,503.00	13.66%	65
5	31-12-2017	2,375.00	13.66%	65
6	15-01-2018	3,420.00	13.66%	65
7	31-01-2018	2,560.00	13.66%	65
8	15-02-2018	2,600.00	13.66%	65
9	28-02-2018	4,303.00	13.66%	65
10	05-03-2018	220.00	13.66%	65
11	12-03-2018	5,360.00	13.66%	65
12	19-03-2018	2,375.00	13.66%	65
13	26-03-2018	1,350.00	13.66%	65
14	03-04-2018	4,050.00	13.66%	65
15	10-04-2018	1,655.00	13.66%	65
16	16-04-2018	1,480.00	13.66%	65
17	23-04-2018	950.00	13.66%	65
18	30-04-2018	950.00	13.66%	65
19	07-05-2018	1,500.00	13.66%	65
20	14-05-2018	1,000.00	13.66%	65
21	21-05-2018	2,200.00	13.66%	65
22	28-05-2018	1,625.00	13.66%	65
23	04-06-2018	3,742.00	13.66%	65
24	11-06-2018	600.00	13.66%	65
25	18-06-2018	4,100.00	13.66%	65
26	25-06-2018	3,650.00	13.66%	65
27	02-07-2018	1,081.00	13.66%	65
28	09-07-2018	400.00	13.66%	65
29	16-07-2018	775.00	13.66%	65
30	23-07-2018	2,200.00	13.66%	65
31	30-07-2018	2,224.00	13.66%	65
32	06-08-2018	1,995.00	13.66%	65
33	13-08-2018	3,781.00	13.66%	65
34	20-08-2018	3,174.00	13.66%	65
35	03-09-2018	3,725.00	13.66%	65
36	10-09-2018	4,800.00	13.66%	65
37	17-09-2018	915.00	13.66%	65
38	24-09-2018	150.00	13.66%	65
39	01-10-2018	2,592.00	13.66%	65
40	07-11-2018	5,000.00	13.66%	65
41	07-12-2018	7,660.00	13.66%	65
42	07-01-2019	5,815.00	13.66%	65
43	07-02-2019	12,095.00	13.66%	65
44	07-03-2019	4,700.00	13.66%	65
45	12-04-2019	4,055.00	13.66%	65

18 Debt Securities (contd.)

**D) Non Convertible Debentures of ₹1,000/- each - series-wise classification
As at 31-Mar-2023**

Sl. No.	Date of Allotment	Outstanding	Interest Rate	Tenure(months)
46	07-05-2019	5,205.00	13.66%	65
47	07-06-2019	5,150.00	13.66%	65
48	08-07-2019	9,820.00	13.66%	65
49	07-08-2019	9,639.00	13.66%	65
50	07-09-2019	5,295.00	13.66%	65
51	09-10-2019	6,525.00	13.66%	65
52	07-11-2019	11,018.00	13.66%	65
53	19-12-2019	18,985.00	13.66%	65
54	13-01-2020	3,946.00	13.66%	65
55	18-02-2020	9,310.00	13.66%	65
56	18-03-2020	21,601.00	13.66%	65
57	17-04-2020	12,110.00	12.25%-13.66%	36-65
58	12-05-2020	34,948.00	12.25%-13.66%	36-65
59	13-06-2020	21,740.00	12.25%-13.66%	36-65
60	30-06-2020	28,635.00	12.25%-13.66%	36-65
61	14-07-2020	44,276.00	12.25%-13.66%	36-65
62	11-08-2020	22,725.00	12.25%-13.66%	36-65
63	27-08-2020	50,500.00	12.25%-13.66%	36-65
64	12-09-2020	18,000.00	12.25%-13.66%	36-65
65	29-09-2020	20,631.00	12.25%-13.66%	36-65
66	13-10-2020	17,129.00	12.25%-13.66%	36-65
67	02-11-2020	19,180.00	12.25%-13.66%	36-65
68	18-11-2020	21,745.00	12.25%-13.66%	36-65
69	05-12-2020	26,217.00	12.25%-13.66%	36-65
70	21-12-2020	26,105.00	12.25%-13.66%	36-65
71	07-01-2021	24,625.00	12.25%-13.66%	36-65
72	27-01-2021	15,270.00	12.25%-13.66%	36-65
73	09-02-2021	31,423.00	12.25%-13.66%	36-65
74	23-02-2021	27,555.00	12.25%-13.66%	36-65
75	09-03-2021	20,131.00	12.25%-13.66%	36-65
76	25-03-2021	20,575.00	12.25%-13.66%	36-65
77	30-03-2021	2,020.00	12.25%-13.66%	36-65
78	13-04-2021	25,920.00	12%-13.66%	24-65
79	23-04-2021	24,660.00	12%-13.66%	24-65
80	08-05-2021	22,795.00	12%-13.66%	24-65
81	02-06-2021	25,508.00	12%-13.66%	24-65
82	18-06-2021	24,329.00	12%-13.66%	24-65
83	09-07-2021	37,146.00	12%-13.66%	24-65
84	23-07-2021	37,602.00	12%-13.66%	24-65
85	06-08-2021	28,244.00	12%-13.66%	24-65
86	26-08-2021	42,098.00	12%-13.66%	24-65
87	08-09-2021	44,691.00	12%-13.66%	24-65
88	23-09-2021	37,271.00	12%-13.66%	24-65
89	08-10-2021	37,607.00	12%-13.66%	24-65

Handwritten signature

Handwritten signature

Handwritten signature

Handwritten signature

18 Debt Securities (contd.)**D] Non Convertible Debentures of ₹1,000/- each - series-wise classification****As at 31-Mar-2023**

Sl. No.	Date of Allotment	Outstanding	Interest Rate	Tenure(months)
90	27-10-2021	46,212.00	12%-13.66%	24-65
91	13-11-2021	43,009.00	12%-13.66%	24-65
92	03-12-2021	51,793.00	12%-13.66%	24-65
93	30-12-2021	30,150.00	12%-13.66%	24-65
94	28-01-2022	33,216.00	12%-13.66%	24-65
95	17-02-2022	34,724.00	12%-13.66%	24-65
96	07-03-2022	73,820.00	11.5%-13.66%	13-65
97	21-03-2022	42,773.00	11.5%-13.66%	13-65
98	12-04-2022	64,805.00	11.5%-13.66%	13-65
99	19-04-2022	60,407.00	11.5%-13.66%	13-65
100	06-05-2022	54,338.00	11%-13.01%	13-68
101	23-05-2022	62,579.00	11%-13.01%	13-68
102	07-06-2022	53,768.00	11%-13.01%	13-68
103	20-06-2022	80,277.00	11%-13.01%	13-68
104	11-07-2022	73,224.00	11%-13.01%	13-68
105	02-08-2022	76,890.00	11%-13.01%	13-68
106	23-08-2022	93,115.00	11%-13.01%	13-68
107	03-09-2022	76,423.00	11%-13.01%	13-68
108	26-09-2022	1,17,950.00	11%-13.01%	13-68
109	15-10-2022	88,026.00	11%-13.01%	13-68
110	31-10-2022	62,584.00	11%-13.01%	13-68
111	15-11-2022	1,01,094.00	11%-13.01%	13-68
112	02-12-2022	83,743.00	11%-13.01%	13-68
113	17-12-2022	64,718.00	11%-13.01%	13-68
114	31-12-2022	62,565.00	11%-13.01%	13-68
115	20-01-2023	61,202.00	11%-13.01%	13-68
116	07-02-2023	62,694.00	11%-13.01%	13-68
117	23-02-2023	62,094.00	11%-13.01%	13-68
118	14-03-2023	85,553.00	11%-13.01%	13-68
119	29-03-2023	71,190.00	11%-13.01%	13-68
120	31-03-2023	35,218.00	11%-13.01%	13-68
Total		31,38,334.00		



18 Debt Securities (contd.)

D] Non Convertible Debentures of ₹1,000/- each - series-wise classification

As at 31-Mar-2022

Sl. No.	Date of Allotment	Outstanding	Interest Rate	Tenure(months)
1	15-03-2017	2,299.00	14.87%	62
2	31-03-2017	3,559.00	14.87%	62
3	15-04-2017	4,010.00	14.87%	62
4	30-04-2017	5,171.00	14.87%	62
5	15-05-2017	2,915.00	14.87%	62
6	31-05-2017	270.00	14.87%	62
7	15-06-2017	2,340.00	14.87%	62
8	30-06-2017	1,900.00	14.87%	62
9	15-07-2017	2,907.00	13.66%-14.87%	62-65
10	31-07-2017	3,004.00	13.66%	65
11	16-08-2017	4,250.00	13.66%	65
12	31-08-2017	2,394.00	13.66%	65
13	15-09-2017	1,885.00	13.66%	65
14	30-09-2017	2,460.00	13.66%	65
15	15-10-2017	7,455.00	13.66%	65
16	31-10-2017	7,515.00	13.66%	65
17	15-11-2017	1,625.00	13.66%	65
18	30-11-2017	3,120.00	13.66%	65
19	15-12-2017	3,503.00	13.66%	65
20	31-12-2017	2,375.00	13.66%	65
21	15-01-2018	3,420.00	13.66%	65
22	31-01-2018	2,560.00	13.66%	65
23	15-02-2018	2,600.00	13.66%	65
24	28-02-2018	4,303.00	13.66%	65
25	05-03-2018	220.00	13.66%	65
26	12-03-2018	5,360.00	13.66%	65
27	19-03-2018	2,375.00	13.66%	65
28	26-03-2018	1,350.00	13.66%	65
29	03-04-2018	4,050.00	13.66%	65
30	10-04-2018	1,655.00	13.66%	65
31	16-04-2018	1,480.00	13.66%	65
32	23-04-2018	950.00	13.66%	65
33	30-04-2018	950.00	13.66%	65
34	07-05-2018	1,500.00	13.66%	65
35	14-05-2018	1,000.00	13.66%	65
36	21-05-2018	2,200.00	13.66%	65
37	28-05-2018	1,625.00	13.66%	65
38	04-06-2018	3,742.00	13.66%	65

Handwritten signature



Handwritten initials



18 Debt Securities (contd.)

D] Non Convertible Debentures of ₹1,000/- each - series-wise classification

As at 31-Mar-2022

Sl. No.	Date of Allotment	Outstanding	Interest Rate	Tenure(months)
39	11-06-2018	600.00	13.66%	65
40	18-06-2018	4,100.00	13.66%	65
41	25-06-2018	3,650.00	13.66%	65
42	02-07-2018	1,081.00	13.66%	65
43	09-07-2018	400.00	13.66%	65
44	16-07-2018	825.00	13.66%	65
45	23-07-2018	2,200.00	13.66%	65
46	30-07-2018	2,224.00	13.66%	65
47	06-08-2018	1,995.00	13.66%	65
48	13-08-2018	4,081.00	13.66%	65
49	20-08-2018	3,174.00	13.66%	65
50	03-09-2018	3,725.00	13.66%	65
51	10-09-2018	4,800.00	13.66%	65
52	17-09-2018	915.00	13.66%	65
53	24-09-2018	150.00	13.66%	65
54	01-10-2018	2,592.00	13.66%	65
55	07-11-2018	5,000.00	13.66%	65
56	07-12-2018	7,660.00	13.66%	65
57	07-01-2019	5,815.00	13.66%	65
58	07-02-2019	12,095.00	13.66%	65
59	07-03-2019	4,700.00	13.66%	65
60	12-04-2019	24,457.00	12.25%-13.66%	36-65
61	07-05-2019	21,425.00	12.25%-13.66%	36-65
62	07-06-2019	22,359.00	12.25%-13.66%	36-65
63	08-07-2019	21,684.00	12.25%-13.66%	36-65
64	07-08-2019	23,904.00	12.25%-13.66%	36-65
65	07-09-2019	29,970.00	12.25%-13.66%	36-65
66	09-10-2019	32,925.00	12.25%-13.66%	36-65
67	07-11-2019	46,223.00	12.25%-13.66%	36-65
68	19-12-2019	71,654.00	12.25%-13.66%	36-65
69	13-01-2020	31,533.00	12.25%-13.66%	36-65
70	18-02-2020	30,365.00	12.25%-13.66%	36-65
71	18-03-2020	42,833.00	12.25%-13.66%	36-65
72	17-04-2020	21,320.00	12%-13.66%	24-65
73	12-05-2020	60,633.00	12%-13.66%	24-65
74	13-06-2020	40,224.00	12%-13.66%	24-65
75	30-06-2020	42,727.00	12%-13.66%	24-65
76	14-07-2020	76,729.00	12%-13.66%	24-65

Handwritten signature



Handwritten signature



18 Debt Securities (contd.)

D] Non Convertible Debentures of ₹1,000/- each - series-wise classification

As at 31-Mar-2022

Sl. No.	Date of Allotment	Outstanding	Interest Rate	Tenure(months)
77	11-08-2020	45,372.00	12%-13.66%	24-65
78	27-08-2020	84,072.00	12%-13.66%	24-65
79	12-09-2020	35,670.00	12%-13.66%	24-65
80	29-09-2020	31,061.00	12%-13.66%	24-65
81	13-10-2020	32,379.00	12%-13.66%	24-65
82	02-11-2020	33,575.00	12%-13.66%	24-65
83	18-11-2020	39,425.00	12%-13.66%	24-65
84	05-12-2020	34,721.00	12%-13.66%	24-65
85	21-12-2020	35,795.00	12%-13.66%	24-65
86	07-01-2021	38,755.00	12%-13.66%	24-65
87	27-01-2021	35,095.00	12%-13.66%	24-65
88	09-02-2021	42,793.00	12%-13.66%	24-65
89	23-02-2021	39,460.00	12%-13.66%	24-65
90	09-03-2021	49,713.00	11.50%-13.66%	13-65
91	25-03-2021	68,050.00	11.50%-13.66%	13-65
92	30-03-2021	10,740.00	11.50%-13.66%	13-65
93	13-04-2021	39,685.00	11.50%-13.66%	13-65
94	23-04-2021	42,597.00	11.50%-13.66%	13-65
95	08-05-2021	42,335.00	11.50%-13.66%	13-65
96	02-06-2021	39,965.00	11.50%-13.66%	13-65
97	18-06-2021	44,310.00	11.50%-13.66%	13-65
98	09-07-2021	54,801.00	11.50%-13.66%	13-65
99	23-07-2021	61,876.00	11.50%-13.66%	13-65
100	06-08-2021	46,619.00	11.50%-13.66%	13-65
101	26-08-2021	64,245.00	11.50%-13.66%	13-65
102	08-09-2021	64,776.00	11.50%-13.66%	13-65
103	23-09-2021	56,801.00	11.50%-13.66%	13-65
104	08-10-2021	65,291.00	11.50%-13.66%	13-65
105	27-10-2021	64,415.00	11.50%-13.66%	13-65
106	13-11-2021	60,694.00	11.50%-13.66%	13-65
107	03-12-2021	77,500.00	11.50%-13.66%	13-65
108	30-12-2021	44,389.00	11.50%-13.66%	13-65
109	28-01-2022	57,146.00	11.50%-13.66%	13-65
110	17-02-2022	54,437.00	11.50%-13.66%	13-65
111	07-03-2022	73,820.00	11.50%-13.66%	13-65
112	21-03-2022	42,773.00	11.50%-13.66%	13-65
Total		25,74,195.00		

Handwritten signature

Handwritten signature

Handwritten signature

Handwritten signature



ICL Fincorp Limited
Notes to the Standalone financial statements for the year ended 31-March-2023
(All amounts are in Thousands of Indian Rupees unless otherwise stated)


19. Borrowings (Other than Debt Securities)

	As at 31-Mar-2023	As at 31-Mar-2022
At Amortised Cost		
Inter Corporate Loans		
Salem Erode Investments Ltd	1,42,517.27	1,42,617.27
Term Loan		
Vehicle Loan- HDFC Bank		69.01
Vehicle Loan- Axis Bank	12,785.14	15,956.79
SBI Term Loan	1,94,269.26	2,45,000.00
Salem Erode Investments Ltd - Term Loan	55,264.72	59,516.75
Loan From Related Parties		
Loan from Directors	1,911.28	17,860.05
Total	4,06,747.67	4,81,019.86
Borrowings in India	4,06,747.67	4,81,019.86
Borrowings outside India		
Total	4,06,747.67	4,81,019.86

A/ Terms and Conditions of borrowings

Name of the financial Institution	Security	Nature of Loan	Interest Rate	Other Terms
Axis Bank Limited	Vehicle - Toyota Vellfire	Auto Loan	7.25%	Margin -18%, EMI amounts to ₹1,79,752/-, Period - 60 months
Axis Bank Limited	Vehicle - BMW	Auto Loan	8.73%	Margin -14%, EMI amounts to ₹1,81,299/-, Period - 60 months
Salem Erode Investments Ltd	Nil	Inter Corporate Deposit	10.50%	Nil
Salem Erode Investments Ltd	Nil	Term Loan	12.50%	Margin - Nil, EMI amounts to ₹ 8,99,918/-, Period - 60 months
Salem Erode Investments Ltd	Nil	Term Loan	12.50%	Margin - Nil, EMI amounts to ₹ 5,06,239/-, Period - 58 months
State Bank of India	Hypothecation of Loan Receivables (Standard Assets as per IRACP Norms of RBI)	Term Loan	9.45%	Margin on Receivables atleast 125% of Term Loan Outstanding has to be ensured during the tenure of the loan
K.G Anilkumar	Nil	Loan from Directors	Nil	Nil
Unadevi Anilkumar	Nil	Loan from Directors	Nil	Nil

Handwritten signature



Handwritten signature



ICL Fincorp Limited**Notes to the Standalone financial statements for the year ended 31-March-2023***(All amounts are in Thousands of Indian Rupees unless otherwise stated)***19 Borrowings (Other than Debt Securities)****Term Loan (Secured)**

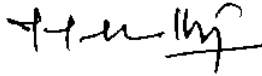

Details of rate of interest and maturity pattern as on the date of the balance sheet is as under:

31-Mar-23

Repayable within	Rate of Interest					Total
	10.51%	8.73%	7.25%	12.50%	9.45%	
Due Within 1 year	-	1,678.47	1,755.41	10,557.05	50,400.00	64,390.93
Due Within 1-2 year	-	1,831.01	1,886.99	11,954.97	47,900.00	63,572.97
Due Within 2-3 year	-	1,997.41	2,028.44	13,538.00	50,400.00	67,963.85
Due Within 3-4 year	-	944.67	662.74	14,430.69	45,569.26	61,607.36
Due Within 4-5 year	-	-	-	4,784.01	-	4,784.01
Grand Total	-	6,451.56	6,333.58	55,264.72	1,94,269.26	2,62,319.13

31-Mar-22

Repayable within	Rate of Interest					Total
	10.51%	8.73%	7.25%	12.50%	9.45%	
Due Within 1 year	69.01	1,538.64	1,633.00	9,278.58	50,000.00	62,519.24
Due Within 1-2 year	-	1,678.47	1,755.41	10,507.22	47,500.00	61,441.10
Due Within 2-3 year	-	1,831.01	1,886.99	11,898.54	50,000.00	65,616.55
Due Within 3-4 year	-	1,997.41	2,028.44	13,474.10	50,000.00	67,499.95
Due Within 4-5 year	-	944.67	662.74	14,358.31	47,499.98	63,465.70
Grand Total	69.01	7,990.20	7,966.58	59,516.75	2,45,000.00	3,20,542.54








ICL Fincorp Limited**Notes to the Standalone financial statements for the year ended 31-March-2023**
(All amounts are in Thousands of Indian Rupees unless otherwise stated)**20 Subordinate Liabilities**

	As at 31-Mar-2023	As at 31-Mar-2022
At Amortised Cost		
Subordinated debt from Others	2,40,795.00	2,76,640.00
Preference shares#	28,400.00	28,400.00
Total	2,69,195.00	3,05,040.00
Borrowings in India	2,69,195.00	3,05,040.00
Borrowings outside India	-	-
Total	2,69,195.00	3,05,040.00

#15% Redeemable Non - Convertible Cumulative Preference Shares of face value of Rs.100/- paid up each.



ICL Fincorp Limited**Notes to the Standalone financial statements for the year ended 31-March-2023***(All amounts are in Thousands of Indian Rupees unless otherwise stated)***20 Subordinate Liabilities (contd.)****B) Subordinated Debts from Others(Unsecured)**

Subordinated debts have a face value of ₹ 1,000/- each. Details of rate of interest and maturity pattern as on the date of the balance sheet is as under:

As at 31-Mar-2023

Redeemable at par within	Rate of Interest					
	>= 12% < 14%		>=14%		Total	
	Number	Amount	Number	Amount	Number	Amount
Due within 1 year	-	-	-	-	-	-
Due within 1- 2 years	1,05,900	1,05,900.00	83,860	83,860.00	1,89,760	1,89,760.00
Due within 2-3 years	3,100	3,100.00	2,000	2,000.00	5,100	5,100.00
Due within 3-4 years	-	-	-	-	-	-
Due within 4-5 years	27,980	27,980.00	17,955	17,955.00	45,935	45,935.00
Grand Total	1,36,980	1,36,980.00	1,03,815	1,03,815.00	2,40,795	2,40,795.00

As at 31-Mar-2022

Redeemable at par within	Rate of Interest					
	>= 12% < 14%		>=14%		Total	
	Number	Amount	Number	Amount	Number	Amount
Due within 1 year	18,939	18,939.00	16,906	16,906.00	35,845	35,845.00
Due within 1- 2 years	-	-	-	-	-	-
Due within 2-3 years	1,05,900	1,05,900.00	83,860	83,860.00	1,89,760	1,89,760.00
Due within 3-4 years	31,080	31,080.00	19,955	19,955.00	51,035	51,035.00
Due within 4-5 years	-	-	-	-	-	-
Grand Total	1,55,919	1,55,919.00	1,20,721	1,20,721.00	2,76,640	2,76,640.00

Hemant

✓

G.P.

A



ICL Fincorp Limited**Notes to the Standalone financial statements for the year ended 31-March-2023***(All amounts are in Thousands of Indian Rupees unless otherwise stated)***21 Other financial liabilities**

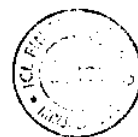
	As at 31-Mar-2023	As at 31-Mar-2022
Interest accrued on borrowings	3,79,490.23	3,15,266.14
Unclaimed dividend	109.03	109.03
Unpaid matured debentures and interest accrued thereon;	4,741.23	4,545.52
Unpaid matured Subordinated Debts and interest accrued thereon;	12,555.24	14,033.00
Earnest Money Deposit	-	-
Debenture Application money	-	-
Application money against Subordinate Debts	-	-
Application money received for allotment of shares to the extent refundable	-	-
Employee related payables	39,159.85	22,769.79
Others	138.21	6,555.25
Total	4,36,193.80	3,63,278.73

22 Provisions

	As at 31-Mar-2023	As at 31-Mar-2022
Employee Benefits		
- Gratuity	12,725.22	10,668.68
Provisions for taxation	21,377.73	14,114.78
Provision for dividend on preference shares	4,260.00	3,989.14
Provision for loss on account of fraud.	12,799.91	8,719.01
Others	342.58	455.45
Total	51,505.43	37,947.06

23 Other non-financial liabilities

	As at 31-Mar-2023	As at 31-Mar-2022
Statutory dues payable	8,033.95	11,478.66
Other liabilities	2,749.06	2,855.19
Total	10,783.01	14,333.84



ICL Fincorp Limited
Notes to the Standalone financial statements for the year ended 31-March-2023
(All amounts are in Thousands of Indian Rupees unless otherwise stated)

24 Equity Share capital

The reconciliation of equity shares outstanding at the beginning and at the end of the period

	As at 31-Mar-2023	As at 31-Mar-2022
Authorized shares		
10,00,00,000 (Previous Year : 10,00,00,000) Equity shares of ₹10/- each	10,00,000.00	10,00,000.00
50,00,00,000 (Previous Year : 50,00,00,000) Preference shares of ₹100/- each*	5,00,000.00	5,00,000.00
	15,00,000.00	15,00,000.00

Issued, subscribed and fully paid-up shares		
4,73,93,561 (Previous Year : 4,43,34,952) Equity shares of ₹10/- each #	4,73,935.61	4,43,349.52
Total	4,73,935.61	4,43,349.52

* The Company has issued 15% Redeemable Non-Convertible Preference shares of face value ₹ 100 paid up each , which is disclosed in Note no 19 under subordinate liabilities.

During the year the company issued 30,58,609 Equity Shares of face value of Rs. 10/- (Rupees Ten Only) each of the company at Rs. 25/- (Rupees Twenty Five Only) each for cash (including premium of Rs. 15/-) on right basis.

a. Terms/rights attached to equity shares

The company has only one class of equity shares having a par value of ₹10 per share. Each holder of equity shares is entitled to one vote per share. In the event of liquidation of the company, the holders of equity shares will be entitled to receive remaining assets of the company, after distribution of all preferential amounts. The distribution will be in proportion to the number of equity shares held by the shareholders.

b. Details of shareholders holding more than 5% shares in the company

Name of Shareholders	As at 31-Mar-2023		As at 31-Mar-2022	
	Number	% holding in the class	Number	% holding in the class
K G Anilkumar	1,69,40,176	35.74%	1,60,18,144	36.13%
Unadevi Anilkumar	45,01,799	9.50%	41,01,799	9.25%

(As per records of the Company, including its Register of share holders/members and other declarations received from share holders regarding beneficial interest, the above shareholding represents both legal and beneficial ownership of shares.)

[Signature]



[Signature]

[Signature]

c. Reconciliation of the shares outstanding at the beginning and at the end of the reporting period

Particulars	As at 31-Mar-2023		As at 31-Mar-2022	
	Number	Amount	Number	Amount
At the beginning of the year	4,43,34,952	4,43,34,952	4,43,34,952	4,43,34,952
Issued during the period	30,58,609	30,586.09	-	-
Outstanding at the end of the period	4,73,93,561	4,73,935.61	4,43,34,952	4,43,34,952

d. Shareholding of Promoters

As at 31-Mar-2023

Shares held by promoters at the end of the year			
Promoter name	No. of Shares	% of total shares	% Change during the year
K G Anilkumar	1,69,40,176	35.74%	-0.39%
Umadevi Anilkumar	45,01,799	9.50%	0.25%


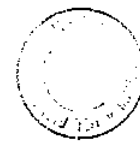
As at 31-Mar-2022

Shares held by promoters at the end of the year			
Promoter name	No. of Shares	% of total shares	% Change during the year
K G Anilkumar	1,60,18,144	36.13%	3.51%
Umadevi Anilkumar	41,01,799	9.25%	Nil

Handwritten signature

Handwritten signature

Handwritten signature



ICL Fincorp Limited

Notes to the Standalone financial statements for the year ended 31-March-2023

(All amounts are in Thousands of Indian Rupees unless otherwise stated)

25 Other Equity

	As at 31-Mar-2023	As at 31-Mar-2022
Statutory Reserves		
Balance as per the last financial statements	12,441.97	8,141.97
Add: Transferred from statement of Profit and loss account	6,470.00	4,300.00
Closing Balance	18,911.97	12,441.97
Impairment Reserves		
Balance as per the last financial statements	8,119.95	4,574.75
Add/Less: Adjustment - Profit and loss account	12,136.69	3,545.20
Closing Balance	20,256.64	8,119.95
Securities Premium Reserves		
Balance as per the last financial statements	2,43,376.88	2,43,376.88
Add: Additions during the period	45,879.14	-
Closing Balance	2,89,256.01	2,43,376.88
Surplus/(deficit) in the statement of profit and loss		
Balance as per last financial statements	24,996.09	16,745.13
Add: Profit/(loss) during the period	31,329.10	20,020.95
Less: Transferred to Statutory Reserve	6,470.00	4,300.00
Provision for dividend on Preference Share	4,260.00	3,924.79
Add/Less: Adjustments - Impairment Reserve	12,136.69	3,545.20
Net surplus in the statement of profit and loss	33,458.51	24,996.09
Other Comprehensive Income		
Balance as per last financial statements	(382.71)	(544.41)
Add: Additions during the period	908.78	161.70
Net surplus in the statement of profit and loss	526.07	(382.71)
Total	3,62,409.20	2,68,552.17

Nature and purpose of Reserves

Statutory reserve (Statutory Reserve pursuant to Section 45-IC of The RBI Act, 1934): Section 45IC of Reserve Bank of India Act, 1934 ("RBI Act, 1934") defines that every non banking finance institution which is a Company shall create a reserve fund and transfer therein a sum not less than twenty percent of its net profit every year as disclosed in the statement of profit and loss before any dividend is declared.

The Company has transferred an amount of Rs 64,70,000 (Previous year Rs 43,00,000) to Statutory reserve pursuant to Section 45-IC of RBI Act, 1934

Impairment reserve: Where impairment allowance under Ind AS 109 is lower than the provisioning required under IRACP (including standard asset provisioning), the differential amount is transferred to impairment reserve. The balance in the impairment reserves shall not be reckoned for regulatory capital

Securities premium: Securities premium reserve is used to record the premium on issue of shares. The reserve can be utilised only for limited purposes such as issuance of bonus shares in accordance with the provisions of the Companies Act, 2013.

Other comprehensive income: Other items of other comprehensive income consist of remeasurement of net defined benefit liability/asset.



ICL Fincorp Limited**Notes to the Standalone financial statements for the year ended 31-March-2023***(All amounts are in Thousands of Indian Rupees unless otherwise stated)***26 Revenue from operations****I) Interest Income****On Financial Assets measured at Amortised cost**

Interest on Loans

Interest on Fixed deposit

Total

For the year ended 31-Mar-2023	For the year ended 31-Mar-2022
11,03,179.90	8,59,422.43
1,366.89	7,262.35
11,04,546.79	8,66,684.77

II) Revenue from other Financial Services

Income From Money Transfer

Fees and Service Charges Received

Total

For the year ended 31-Mar-2023	For the year ended 31-Mar-2022
9.54	17.91
8,493.23	10,598.62
8,502.77	10,616.53

27 Other Income

Miscellaneous income

Interest On Rent Deposit

Dividend on Investments

Net Gain/(Loss) on sale of Investments

Gain on current investment due to market fluctuation

Profit/(Loss) on sale of Property, Plant and Equipment

Interest on Income Tax Refund

Total

For the year ended 31-Mar-2023	For the year ended 31-Mar-2022
443.26	367.23
3,439.63	3,460.90
114.75	89.73
(436.98)	2,711.62
(8,076.19)	1,266.28
-	62.89
348.68	-
(4,166.86)	7,958.65

28 Finance costs**On Financial Assets measured at Amortised cost:**

Interest on Debentures

Interest on Subordinated Debts

Interest on Bank Borrowings

Interest on Intercompany Loan

Interest on Lease Liability

Interest On Vehicle Loan

Other Interest expense:

Interest on short fall in payment of advance Income Tax

Interest on others

Total

For the year ended 31-Mar-2023	For the year ended 31-Mar-2022
3,80,062.38	3,21,888.56
40,077.35	53,272.14
21,650.14	2,562.41
22,802.63	18,987.74
11,812.70	6,150.01
1,162.18	1,168.35
-	-
-	-
4,77,567.36	4,04,029.21

29 Impairment of Financial Instruments**On financial liabilities measured at amortised cost:**

Loans Assets

Total

For the year ended 31-Mar-2023	For the year ended 31-Mar-2022
6,726.92	(311.83)
6,726.92	(311.83)

30 Employee benefits expense

	For the year ended 31-Mar-2023	For the year ended 31-Mar-2022
Salaries & Wages	2,57,010.63	1,92,466.73
Contribution to provident and other fund	18,559.86	11,464.12
Staff Welfare Expenses	2,265.73	524.67
Total	2,77,836.23	2,04,455.52

31 Depreciation and amortization expense

	For the year ended 31-Mar-2023	For the year ended 31-Mar-2022
Depreciation of tangible assets	71,014.09	47,731.85
Depreciation of right-of-use asset	34,463.27	28,875.09
Amortization of intangible assets	666.82	370.80
Total	1,06,144.18	76,977.73

32 Other expenses

	For the year ended 31-Mar-2023	For the year ended 31-Mar-2022
Advertising and sales promotion	60,417.08	62,048.74
Bank charges	1,554.57	1,730.08
Director's sitting fees	228.90	336.81
Donation	1,363.00	2,196.42
Insurance	2,475.70	2,039.34
Office Expenses	10,268.41	9,252.68
Payment to auditor (Refer details below)	1,227.80	1,121.45
Postage and Telephone	9,160.02	7,084.42
Printing and stationery	4,862.58	2,432.46
Professional Charges	18,243.40	15,181.60
Provision for loss on account of fraud	4,080.90	8,719.01
Rent	28,765.67	18,994.17
Repairs and maintenance	18,110.89	15,314.56
Security charges	18,013.94	9,414.47
Tax and fee	4,121.32	9,283.53
Travelling and boarding	5,776.18	3,206.97
Water & Electricity	8,692.94	5,466.30
Total	1,97,363.29	1,73,822.00

Payment to the auditor: (excluding tax)

	For the year ended 31-Mar-2023	For the year ended 31-Mar-2022
as auditor	825.00	700.00
for taxation matters	300.00	300.00
for company law matters	-	-
for management services	-	-
for other services	20.00	40.00
for reimbursement of expenses	-	-
Total	1,145.00	1,040.00

Handwritten signature



Chg.

Handwritten signature



ICL Fincorp Limited

Notes to the Standalone financial statements for the year ended 31-March-2023
(All amounts are in Thousands of Indian Rupees unless otherwise stated)

33 Tax expenses

Income Tax

The components of income tax expense for the year ended 31 March 2023 and year ended 31 March 2022 are:

	For the year ended 31-Mar-2023	For the year ended 31-Mar-2022
Current tax	21,377.73	14,114.78
Adjustment in respect of current income tax of prior years	(923.34)	(651.66)
Deferred tax relating to origination and reversal of temporary differences	(8,538.79)	(7,196.77)
Total tax charge	11,915.60	6,266.36
Current tax	20,454.39	13,463.13
Deferred tax	(8,538.79)	(7,196.77)

Reconciliation of Income tax expense:

	For the year ended 31-Mar-2023	For the year ended 31-Mar-2022
Accounting profit before tax as per Ind AS	43,244.71	26,287.31
Add/(Less) : Ind AS Adjustments on PBT	-	-
Accounting profit before tax for IT Computation	43,244.71	26,287.31
Allowances / Disallowances and other adjustments (Net)	41,258.44	30,686.04
Adjusted profit / (Loss) before tax for Income Tax	84,503.14	56,973.35
Current Tax as per Books	21,377.73	14,114.78
Tax at Normal Rate (Effective rate of 25.17%, March 2022: 25.17%)	13,656.59	(651.66)
Tax at Special Rate (Short Term Capital Gain Effective rate of 17.16%, March 2022: 17.16%, Long Term Capital Gain Effective rate of 22.88%, March 2022: 22.88%)	458.19	13,463.13
Adjustment of prior year tax / MAT Credit	(923.34)	(651.66)
Total Tax as given in Books	20,454.39	13,463.13
All India Statutory income tax rate of 25.17%, March 2022: 25.17%)	21,377.73	14,114.78

Handwritten signature and circular stamp.

Handwritten signature and circular stamp.

32 Tax expenses (Contd)

Deferred Tax

The following table shows deferred tax recorded in the balance sheet and changes recorded in the Income tax expense:

	Deferred Tax Assets	Deferred Tax Liabilities	Income Statement	OCI	Others
	31-Mar-23	31-Mar-23	2022-23	2022-23	2022-23
Depreciation	17,268.83	-	6,369.89	-	-
Impairment allowance for financial assets	-	(3,981.54)	1,693.03	-	-
Remeasurement gain/ (loss) on defined benefit plan	-	236.98	-	(32.80)	-
Provisions	3,202.68	-	517.59	-	-
Financial assets measured at amortised cost	-	-	-	-	-
Other temporary differences	-	-	(41.73)	-	-
Total	20,471.52	(3,744.56)	8,538.78	(32.80)	-
Net Deferred tax liabilities as at 31 March, 2023	24,216.08	-			

	Deferred Tax Assets	Deferred Tax Liabilities	Income Statement	OCI	Others
	31-Mar-22	31-Mar-22	2021-22	2021-22	2021-22
Depreciation	10,898.94	-	2,063.94	-	-
Impairment allowance for financial assets	-	(2,288.51)	4,655.49	-	-
Remeasurement gain/ (loss) on defined benefit plan	-	204.18	-	(649.56)	-
Provisions	2,685.09	-	511.11	-	-
Financial assets measured at amortised cost	-	-	-	-	-
Other temporary differences	41.73	-	(33.78)	-	-
Total	13,625.76	(2,084.33)	7,196.77	(649.56)	-
Net Deferred tax liabilities as at 31 March, 2022	15,710.09	-			

Handwritten signature

Handwritten signature


Handwritten signature



ICL Fincorp Limited**Notes to the Standalone financial statements for the year ended 31-March-2023***(All amounts are in Thousands of Indian Rupees unless otherwise stated)***34 Earnings per equity share**

The following reflects the profit and share data used in the basic and diluted EPS computations:

	For the year ended 31-Mar-2023	For the year ended 31-Mar-2022
Profit/(loss) after tax	31,329.10	20,020.95
Less : Dividends on convertible preference shares & tax thereon	-	-
Net profit/(loss) for calculation of basic EPS	31,329.10	20,020.95
Net profit as above	31,329.10	20,020.95
Add : dividends on convertible preference shares & tax thereon	-	-
Add : interest on bonds convertible into equity shares (net of tax)	-	-
Net profit/(loss) for calculation of diluted EPS (A)	31,329.10	20,020.95
Weighted average number of equity shares in calculating basic EPS (B)	47,394	44,335
Effect of dilution:		
Convertible preference shares	-	-
Weighted average number of equity shares in calculating diluted EPS (C)	47,394	44,335
Earnings Per Share (A/B)	0.66	0.45
(Basic) ₹		
Earnings Per Share (A/C)	0.66	0.45
(Diluted) ₹		
Par value per share ₹	10.00	10.00







ICL Fincorp Limited**Notes to the Standalone financial statements for the year ended 31-March-2023***(All amounts are in Thousands of Indian Rupees unless otherwise stated)***35 Retirement Benefit Plan****Defined Contribution Plan**

The Company makes Provident Fund and Employee State Insurance Scheme contributions which are defined contribution plans, for qualifying employees. Under the Schemes, the Company is required to contribute a specified percentage of the payroll costs to fund the benefits. The Company recognized ₹1,43,70,901/- (Previous Year: ₹74,39,750/-) for Provident Fund contributions and ₹ 41,88,961, (Previous Year: ₹40,24,371/-) for Employee State Insurance Scheme contributions in the Statement of Profit and Loss. The contributions payable to these plans by the Company are at rates specified in the rules of the Schemes.

Defined Benefit Plan

The Company has a defined benefit gratuity plan. Every employee who has completed five years or more of service gets a gratuity on departure at 15 days salary (last drawn salary) for each completed year of service.

i) Gratuity

Actuarial assumptions	As at 31-March-2023	As at 31-March-2022
Mortality table	IALM 2012-14 Ult	IALM 2012-14 Ult
Normal retirement Age (years)	65 Years	65 Years
Employee Turnover	21% p.a upto age 50 thereafter 3%	21% p.a upto age 50 thereafter 3%
Discount rate	7.3%	6.1%
Basic salary increases allowing for Price inflation	4%	4%
Formula used	Projected unit credit Method with control period of one year	Projected unit credit Method with control period of one year

Changes in fair value of plan assets

Not applicable as scheme is unfunded

Funded status

Not applicable as scheme is unfunded

Table 1

Reconciliation of PBO	As at 31-March-2023	As at 31-March-2022
Projected Benefit Obligation at Beginning of Year	10,668.68	8,637.88
Current Service Cost	2,752.69	2,418.40
Interest Cost	818.70	663.38
Contributions by plan participants	-	-
Actuarial (Gain)/Loss due to change in assumptions and experience deviation	(941.59)	(811.26)
Foreign currency exchange rate changes on plans measured in a currency different from the enterprise's reporting currency	-	-
Benefits Paid	(573.28)	(239.72)
Past service cost	-	-
Amalgamations	-	-
Curtailments	-	-
Settlements	-	-
Projected Benefit Obligation at End of Year	12,725.22	10,668.68

35 Retirement Benefit Plan(Contd)

Table 2

Plan Asset at Fair Value	As at 31-March-2023	As at 31-March-2022
Plan Asset at beginning of year	-	-
Foreign currency exchange rate changes on plans measured in a currency different from the enterprise's reporting currency	-	-
Expected Return on Plan Asset	-	-
Employer Contribution	573.28	239.72
Employee Contribution	-	-
Benefit Payments	(573.28)	(239.72)
Asset Gain / (Loss)	-	-
Amalgamations	-	-
Settlements	-	-
Ending Asset	-	-
Total actuarial gain/(loss) to be recognised in other comprehensive income	941.59	811.26

Table 3

Amount to be Recognised in Balancesheet:	As at 31-March-2023	As at 31-March-2022
Projected Benefit Obligation at End or year	12,725.22	10,668.68
Ending Asset	-	-
Funded Status asset / (liability)	(12,725.22)	(10,668.68)
Unrecognised past service cost - non vested benefits (-)	-	-
Liability(-)/Asset(+) recognised in Balance Sheet	(12,725.22)	(10,668.68)

Table 4

Statement of Profit/Loss	As at 31-March-2023	As at 31-March-2022
Current service cost	2,752.69	2,418.40
Interest cost	818.70	663.38
Expected return of plan asset	-	-
Curtailment cost	-	-
Net actuarial (gain)/loss to be recognised in year	-	-
Past Service Cost Recognised	-	-
Effect of Curtailments	-	-
Income (-)/Expense(+) recognised in the statement of P&L	3,571.40	3,081.78
Current Liability	2,334.60	1,762.47
Non-Current Liability	10,390.61	8,906.21

Handwritten signature

Handwritten signature

Handwritten signature

Handwritten signature



35 Retirement Benefit Plan(Contd)

Table 5

Further Reconciliation	As at 31-March-2023	As at 31-March-2022
Expenses As above	3,571.40	3,081.78
Less ERContrib/Direct ben paid	(573.28)	(239.72)
Less included in OCI	(941.59)	(811.26)
Balance to be recognised in P&L	2,056.54	2,030.80
Increase in Funded Status	(2,056.54)	(2,030.80)
Actual gain/(loss) due to assumption changes	803.58	58.07
Experience adjustments[Gain/(Loss)]:Liability	138.00	753.19
Total Actl gain/(loss) : liability	941.59	811.26
Asset gain / (loss)	-	-
Total gain / (loss)	941.59	811.26

Table 6

Amounts recognised in Other Comprehensive Income	As at 31-March-2023	As at 31-March-2022
Actual gain / (loss) due to assumption changes	803.58	58.07
Experience adjustments[Gain/(Loss)]:Liability	138.00	753.19
Total Actl gain/(loss) on liability side	941.59	811.26
Asset gain / (loss)	-	-
Total to be recognised in OCI for the year	941.59	811.26
Total b/f balance [gains/(loss)]	(958.36)	(1,769.62)
Total recognised in OCI at EoY	(16.78)	(958.36)

Table 7

Sensitivity Analysis (Prof.Ben. Obligations)	As at 31-March-2023	As at 31-March-2022
Current year basis	12,725.22	10,668.68
Last years basis	13,528.80	10,726.75
Discount rate increased by 0.25%	12,569.87	10,526.15
Discount rate decreased by 0.25%	12,884.59	10,815.05
Salary Escalation rate increased by 2%	13,728.72	11,562.54
Salary Escalation rate decreased by 2%	11,825.57	9,843.28
Employee Turnover rate increased by 2%	12,615.15	10,465.23
Employee Turnover rate decreased by 2%	12,774.49	10,846.98

Table 8

Categories of Plan Assets	As at 31-March-2023	As at 31-March-2022
Government of India Securities	0%	0%
High quality corporate bonds	0%	0%
Equity shares of listed companies	0%	0%
Property	0%	0%
Funds managed by Insurer	0%	0%

Handwritten signature

Handwritten signature

Handwritten signature

Handwritten signature



35 Retirement Benefit Plan(Contd)

Table 9


<i>Details of experience adjustment on plan assets and liabilities</i>	<i>As at 31-March-2023</i>	<i>As at 31-March-2022</i>
F Y 2024	2,334.60	1,762.47
F Y 2025	1,646.64	1,224.12
F Y 2026	1,520.80	1,237.77
F Y 2027	1,460.39	1,146.08
F Y 2028	1,373.29	1,043.16
F Y 2029-2033	5,738.33	4,879.76

Handwritten signature

Handwritten signature

Handwritten signature

Handwritten signature




ICL Fincorp Limited
Notes to the Standalone financial statements for the year ended 31-March-2023
(All amounts are in Indian Rupees unless otherwise stated)
36 Maturity Analysis Of Assets And Liabilities

The table below shows an analysis of assets and liabilities analysed according to when they are expected to be recovered or settled. With regard to loans and advances to customers, the Company uses the same basis of expected repayment behaviour as used for estimating the EIR.

	As at 31-Mar-2023			As at 31-Mar-2022		
	Within 12 Months	After 12 Months	Total	Within 12 Months	After 12 Months	Total
Assets						
Financial Assets						
Cash and Cash Equivalents	63,167.72	-	63,167.72	94,606.85	-	94,606.85
Bank Balances other than above	53,195.10	-	53,195.10	55,355.10	-	55,355.10
Loans	39,26,357.61	16,540.45	39,42,898.06	33,56,412.16	74,265.17	34,30,677.33
Investments	39,741.42	2,26,765.40	2,66,506.82	32,643.86	2,26,765.40	2,59,409.26
Other Financial Asset	3,17,683.23	21,451.49	3,39,134.72	2,37,623.71	15,146.03	2,52,769.74
Total (A)	44,00,145.09	2,44,757.33	46,44,902.42	37,76,641.68	3,16,176.60	40,92,818.28
Non-Financial Assets						
Current tax assets (net)	32,892.22	-	32,892.22	34,067.67	-	34,067.67
Deferred tax assets (net)	-	24,216.08	24,216.08	-	15,710.09	15,710.09
Property, Plant and Equipment	-	3,20,015.67	3,20,015.67	-	2,41,721.02	2,41,721.02
Capital work in progress	-	3,631.72	3,631.72	-	7,149.14	7,149.14
Right-of-Use Asset	1,164.30	1,03,733.80	1,04,898.10	4,695.25	63,769.76	68,465.01
Other Intangible assets	-	1,431.46	1,431.46	-	1,918.08	1,918.08
Other Non-Financial Asset	1,06,596.36	2,439.87	1,09,036.23	94,117.42	25,000.00	1,19,117.42
Total (B)	1,40,652.87	4,55,468.61	5,96,121.48	1,32,880.34	3,55,268.10	4,88,148.44
Total Assets (A+B)	45,40,797.96	7,20,225.94	52,61,023.90	39,09,522.02	6,71,444.70	45,80,966.72
Liabilities and Equity						
Financial Liabilities						
Trade payables						
(A) total outstanding dues of micro enterprises and small enterprises; and	362.72	-	362.72	567.71	-	567.71
(B) total outstanding dues of creditors other than micro enterprises and small enterprises.	11,239.51	-	11,239.51	9,029.91	-	9,029.91
Debt Securities	13,08,136.00	18,29,373.00	31,37,509.00	10,65,823.00	15,08,372.00	25,74,195.00
Borrowings	2,08,819.48	1,97,928.20	4,06,747.67	4,30,781.70	50,238.17	4,81,019.86
Subordinate Liabilities	-	2,69,195.00	2,69,195.00	35,845.00	2,69,195.00	3,05,040.00
Lease Liability	1,152.99	99,989.97	1,01,142.95	48,325.47	15,327.43	63,652.91
Other financial liabilities	2,41,871.65	1,94,322.14	4,36,193.80	2,03,531.00	1,59,747.73	3,63,278.73
Total (C)	17,71,582.35	25,90,808.30	43,62,390.65	17,93,903.80	20,02,880.33	37,96,784.13
Non-Financial Liabilities						
Provisions	38,780.21	12,725.22	51,505.43	27,278.38	10,668.60	37,947.06
Other non-financial liabilities	10,783.01	-	10,783.01	14,333.84	-	14,333.84
Total (D)	49,563.23	12,725.22	62,288.44	41,612.22	10,668.60	52,280.90
Total Liabilities (C+D)	18,21,145.58	26,03,533.52	44,24,679.10	18,35,516.02	20,13,549.01	38,49,065.03
Net	27,19,652.38	(18,83,307.58)	8,36,344.80	20,74,006.00	(13,42,104.32)	7,31,901.69

37 Change In Liabilities Arising From Financing Activities

Particulars	As at 31-Mar-2022	Cash Flows	Other	As at 31-Mar-2023
Debt Securities	25,74,195.00	5,63,314.00	-	31,37,509.00
Borrowings	4,81,019.86	(74,272.19)	-	4,06,747.67
Subordinate Liabilities	3,05,040.00	(35,845.00)	-	2,69,195.00
Total	33,60,254.86	4,53,196.81	-	38,13,451.67



ICL Fincorp Limited
Notes to the Standalone financial statements for the year ended 31-March-2023
(All amounts are in Indian Rupees unless otherwise stated)

38 Related party transactions

Names of related parties

Relationship	Name of the party
Key Management Personnel	Mr. Anilkumar K G (Managing Director) Ms. Umadevi Anilkumar (Whole Time Director) Mr. Madhavan Kutty T (CFO) Mr. Shinto Stanley (Independent Director) Mr. A. A Balan (Independent Director) Mr. Wilson K K (Director) Mr. Sreejith Surendran Pillai (Non-Executive Director)
Subsidiary/Associates / Enterprises owned or significantly influenced by key management personnel or their relatives	Salem Erode Investments Limited ICL Tours And Travels Private Limited ICL Chits Limited ICL Nidhi Limited ICL Medilab Private Limited Snow View Tex Collections Private Ltd Caitis Info Solutions Pvt LTD Kichappu Entertainments Laneseda Vaniya Private Limited Amaljith A Menon (Son of K G Anilkumar and Umadevi Anilkumar) Pankajakshy (Mother of Umadevi Anilkumar)

Particulars	Key Management Personnel/Directors	
	31-Mar-23	31-Mar-22
Balance outstanding at the period end:		
<u>Loan from Directors</u>	1,911.28	17,860.05
K G Anilkumar		
Balance outstanding at the beginning	17,601.59	1,274.94
Amount Accepted	1,16,925.57	18,420.00
Amount Repaid	1,32,638.50	2,093.35
Balance outstanding at the period end	1,888.66	17,601.59
Umadevi Anilkumar		
Balance outstanding at the beginning	258.46	33.46
Amount Accepted	14,764.16	225.00
Amount Repaid	15,000.00	-
Balance outstanding at the period end	22.63	258.46
<u>Property Loan including Interest receivable from Directors</u>	0.00	37,056.36
K G Anilkumar		
Balance outstanding at the beginning	37,056.36	96,816.99
Amount Advanced	-	-
Interest Accrued	4,574.75	11,638.86
Amount Repaid	41,631.11	71,399.50
Balance outstanding at the period end	0.00	37,056.36
<u>Debenture Outstanding</u>	3,38,223.00	4,100.00
K G Anilkumar	3,30,823.00	-
Umadevi Anilkumar	7,400.00	4,100.00
<u>Debenture Accepted</u>	6,67,394.00	4,59,047.00
K G Anilkumar	6,63,394.00	4,59,047.00
Umadevi Anilkumar	4,000.00	-

Handwritten signature

Handwritten signature

Handwritten signature

Handwritten signature



38 Related party transactions (contd.)

Particulars	Key Management Personnel/Directors	
	31-03-2023	31-03-2022
<u>Subordinate Debt Outstanding</u>		
K G Anilkumar	-	7,830.00
Umadevi Anilkumar	-	7,630.00
		200.00
<u>Subscription to Equity Shares including premium</u>		
K G Anilkumar	10,000.00	-
Umadevi Anilkumar	10,000.00	-
<u>Interest payable on Subordinate Debt</u>		
K G Anilkumar	-	2,147.48
Umadevi Anilkumar	-	1,955.71
		191.77
<u>Interest payable on Debenture</u>		
K G Anilkumar	4,985.23	204.52
Umadevi Anilkumar	4,550.84	-
	434.39	204.52
<u>Rent Payable</u>		
K G Anilkumar	73.51	67.50
Umadevi Anilkumar	33.08	31.50
	40.44	36.00
Income recorded in the books:		
K G Anilkumar	4,574.75	11,638.87
	4,574.75	11,638.87
Expenses recorded in the books:		
<u>Remuneration to Directors</u>		
K G Anilkumar	18,000.00	18,000.00
Umadevi Anilkumar	12,000.00	12,000.00
Raghu Mohan N	6,000.00	6,000.00
<u>Remuneration to others</u>		
	890.32	1,459.27
Prasanjit Kumar Baul (CS)	-	309.03
T. Karthik Narayanan (CS)	-	379.67
Nadarajan (CFO)	-	333.44
Subramanian R (CFO)	-	192.77
Madhavankutty Thekkedath (CFO)	890.32	244.35
<u>Interest on Debenture</u>		
	10,154.43	226.82
K G Anilkumar	9,386.89	9.67
Umadevi Anilkumar	767.54	217.15
<u>Interest on Subordinate Debt</u>		
	92.83	2,018.81
K G Anilkumar	92.25	1,659.87
Umadevi Anilkumar	0.58	358.95
<u>Sitting Fees paid to Directors (Excluding GST)</u>		
	210.00	309.00
K G Anilkumar	33.00	57.00
Umadevi Anilkumar	36.00	60.00
Wilson K K	36.00	57.00
Shinto Stanly	36.00	60.00
Sreejith Surendran Pillai	33.00	51.00
A A Balan	36.00	24.00
<u>Rent</u>		
	943.19	801.25
K G Anilkumar	437.50	315.00
Umadevi Anilkumar	555.69	486.25

Handwritten signature

Handwritten signature

Handwritten signature

Handwritten signature



38 Related party transactions (contd.)

Particulars	Subsidiary/Associates / Enterprises owned or significantly influenced by key management personnel or their relatives	
	31-03-2023	31-03-2022
<u>Advances with interest receivables from Sister Concerns</u>	13,930.54	24,161.77
ICL Chits Limited		
Balance outstanding at the beginning	-	10,172.88
Amount Advanced	-	-
Interest accrued	-	1,040.88
Amount Repaid	-	11,213.76
Balance outstanding with Interest Receivable at the period end	-	-
ICL Tours & Travels Private Limited		
Balance outstanding at the beginning	26,161.77	40,606.62
Amount Advanced	-	-
Interest accrued	2,827.71	4,073.46
Amount Repaid	15,058.95	18,518.31
Balance outstanding with Interest Receivable at the period end	13,930.54	24,161.77
<u>Advances with interest payable to Subsidiary</u>		
Salem Erode Investments Limited		
Balance outstanding at the beginning	1,43,116.58	2,07,131.76
Amount Accepted	-	-
Interest accrued	14,974.81	18,423.71
Amount Repaid	15,574.13	82,438.88
Balance outstanding with Interest Payable at the period end	1,42,517.27	1,43,116.58
Salem Erode Investments Limited - Term Loan		
Balance outstanding at the beginning	59,664.11	-
Amount Accepted	40,000.00	60,000.00
Interest accrued	7,827.82	564.03
Amount Repaid	52,193.63	899.92
Balance outstanding with Interest Payable at the period end	55,298.30	59,664.11
Calts Info Solutions		
Payable/(Advance) against purchase at the beginning	(2,409.81)	64.44
Purchases during the period	47,822.21	66,044.13
Payment against purchase	47,874.79	68,518.38
Payable/(Advance) against purchase at the period end	(2,462.39)	(2,409.81)
Kichappu Entertainments		
Balance outstanding at the beginning	-	-
Purchases during the period	-	5,414.38
Payment against purchase	-	5,414.38
Payable/(Advance) against purchase at the period end	-	-

Handwritten signature

Handwritten signature

Handwritten signature

Handwritten signature



38 Related party transactions (contd.)

Particulars	Subsidiary/Associates / Enterprises owned or significantly influenced by key management personnel or their relatives	
	31-03-2023	31-03-2022
Income recorded in the books:		
ICL Chits Limited	2,827.71	5,114.34
ICL Tours & Travels Private Limited	-	1,040.88
	2,827.71	4,073.46
Expense recorded in the books:		
Salem Erode Investments Limited	22,802.63	18,423.71
	22,802.63	18,423.71

Particulars	Relatives of key management personnel/directors	
	31-03-2023	31-03-2022
<u>Debenture Outstanding</u>	3,58,542.00	6,083.00
Pankajakshy	3,58,542.00	6,083.00
<u>Debenture Accepted</u>	6,84,689.00	4,26,096.00
Pankajakshy	6,84,689.00	4,26,096.00
<u>Subscription to Equity Shares including premium</u>	1,000.00	-
Amaljith A Menon	1,000.00	-
<u>Interest payable on Debenture</u>	4,453.34	242.95
Pankajakshy	4,453.34	242.95
<u>Interest on Debenture</u>	10,718.59	299.38
Amaljith A Menon	-	37.64
Pankajakshy	10,718.59	261.73
<u>Interest on Subordinate Debt</u>	-	27.54
Amaljith A Menon	-	27.54

Note:


- a) Related parties have been identified on the basis of declaration received by the management and other records available
b) The remuneration to the key managerial personnel doesnot include the provisions made for gratuity, as they are determined on actuarial basis for the company as a whole.

Handwritten signature

Handwritten signature

Handwritten signature

Handwritten signature



ICL FinCorp Limited
Notes to the Standalone financial statements for the year ended 31-March-2023
(All amounts are in Thousands of Indian Rupees unless otherwise stated)

39 Draw Down From Reserves

Details of Draw down from reserves, if any, are provided in Statement of Changes in Equity to these financial statements.

40 Additional Disclosures

As required by the Reserve Bank of India

	As at 31-Mar-2023	As at 31-Mar-2022
Total Gold loan portfolio	39,29,396.08	33,56,287.79
Total Assets	52,61,023.90	45,89,966.72
Gold loan portfolio as a percentage of total assets	74.69%	73.17%

I) Capital

Particulars	As at 31-Mar-2023	As at 31-Mar-2022
a) Capital to risk-weighted assets ratio (CRAR)	16.74%	17.14%
b) CRAR - Tier I Capital (%)	12.92%	12.67%
c) CRAR - Tier II Capital (%)	3.83%	4.46%
d) Liquidity Coverage Ratio:		
Current Ratio	2.49	2.13
Quick Ratio	0.23	0.20
Cash Ratio	0.06	0.07
e) Amount of subordinated debt raised as Tier-II capital	28,400.00	28,400.00
f) Amount raised by issue of Perpetual Debt Instruments	-	-

II) Investments

Particulars	As at 31-Mar-2023	As at 31-Mar-2022
(1) Value of Investments		
(i) Gross Value of Investments		
(a) In India	2,66,506.82	2,59,409.26
(b) Outside India	-	-
(ii) Provisions for Depreciation		
(a) In India	-	-
(b) Outside India	-	-
(iii) Net Value of Investments		
(a) In India	2,66,506.82	2,59,409.26
(b) Outside India	-	-
(2) Movement of provisions held towards depreciation on investments		
(i) Opening Balance	-	-
(ii) Add : Provisions made during the year	-	-
(iii) Less : Write-off / write-back of excess provisions during the year	-	-
(iv) Closing Balance	-	-

Handwritten signature

Handwritten signature

Handwritten signature

Handwritten signature



ICL Finecorp Limited
Notes to the Standalone financial statements for the year ended 31-March-2023
(All amounts are in Thousands of Indian Rupees unless otherwise stated)

iii) Derivatives

a) Forward Rate Agreement / Interest Rate Swap

Sl. No.	Particulars	As at 31-Mar-2023	As at 31-Mar-2022
(i)	The notional principal of swap agreements	Nil	Nil
(ii)	Losses which would be incurred if counterparties failed to fulfil their obligations under the agreements	Nil	Nil
(iii)	Collateral required by the applicable NBFC upon entering into swaps	Nil	Nil
(iv)	Concentration of credit risk arising from the swaps	Nil	Nil
(v)	The fair value of the swap book	Nil	Nil

b) Exchange Traded Interest Rate (IR) Derivatives

Sl. No.	Particulars	Amount
(i)	Notional principal amount of exchange traded IR derivatives undertaken during the year (instrument-wise)	Nil
(ii)	Notional principal amount of exchange traded IR derivatives outstanding as on 31st March 2023 (instrument-wise)	Nil
(iii)	Notional principal amount of exchange traded IR derivatives outstanding and not "highly effective" (instrument-wise)	Nil
(iv)	Mark-to-market value of exchange traded IR derivatives outstanding and not "highly effective" (instrument-wise)	Nil

c) Disclosures on Risk Exposure in Derivatives

Sl. No.	Particulars	Currency Derivatives	Interest Rate Derivatives
(i)	Derivatives (Notional Principal Amount)		
	For Hedging	Nil	Nil
(ii)	Marked to Market Positions		
	a) Asset (+)	Nil	Nil
	b) Liability (-)	Nil	Nil
(iii)	Credit Exposure	Nil	Nil
(iv)	Unhedged Exposures	Nil	Nil

iv) Asset Liability Management Maturity pattern of certain items of Assets and Liabilities

	1 to 7 days	8 to 14 days	15 days to 30/31 days	over 1 month upto 2 month	over 2 months upto 3 months	Over 3 month upto 6 month	Over 6 month & upto 1 year	Over 1 year & 3 year	Over 3 years & upto 5 years	Over 5 Years	Total
Debentures	19,382.00	11,000.00	40,001.00	82,785.00	79,491.00	3,80,698.00	6,94,789.00	14,62,512.00	2,54,595.00	1,12,266.00	31,37,509.00
Advances	8,09,882.40	1,58,191.07	7,74,989.62	2,83,921.16	3,67,438.84	15,16,757.05	10,261.55	14,258.62	25,335.59	-	39,60,935.89
Investments	-	-	-	-	-	-	39,741.42	-	-	2,26,765.40	2,66,506.82
Borrowings	-	1,911.28	7,174.42	7,092.35	7,107.79	21,074.80	1,64,458.83	1,31,536.82	66,391.37	-	4,06,747.67
Sub Debt	-	-	-	-	-	-	-	1,94,860.00	74,335.00	-	2,69,195.00
Foreign currency assets	-	-	-	-	-	-	-	-	-	-	-
Foreign currency liabilities	-	-	-	-	-	-	-	-	-	-	-

v) Exposures

a) Exposure to Real Estate Sector

Category	As at 31-Mar-2023	As at 31-Mar-2022
a) Direct Exposure		
(i) Residential Mortgages - Lending fully secured by mortgages on residential property that is or will be occupied by the borrower or that is rented	Nil	Nil
(ii) Commercial Real Estate - Lending secured by mortgages on commercial real estates (office buildings, retail space, multi-purpose commercial premises, multi-family residential buildings, multi-tenanted commercial premises, industrial or warehouse space, hotels, land acquisition, development and construction, etc.). Exposure shall include non-fund based limits	Nil	Nil
(iii) Investments in Mortgage Backed Securities (MBS) and other securitised exposures - a. Residential b. Commercial Real Estate	Nil	Nil
Total Exposure to Real Estate Sector	Nil	Nil

Handwritten signature

Handwritten signature

Handwritten signature

Handwritten signature



ICL Fincorp Limited
Notes to the Standalone financial statements for the year ended 31-March-2023
(All amounts are in Thousands of Indian Rupees unless otherwise stated)

b) Exposure to Capital Market

Particulars	As at 31-Mar-2023	As at 31-Mar-2022
(i) direct investment in equity shares, convertible bonds, convertible debentures and units of equity-oriented mutual funds the corpus of which is not exclusively invested in corporate debt;	9,660.46	10,364.69
(ii) advances against shares / bonds / debentures or other securities or on clean basis to individuals for investment in shares (including IPOs / ESOPs), convertible bonds, convertible debentures and units of equity-oriented mutual funds;	Nil	Nil
(iii) advances for any other purposes where shares or convertible bonds or convertible debentures or equity oriented mutual funds are taken as primary security;	Nil	Nil
(iv) advances for any other purposes to the extent secured by collateral security of shares or convertible bonds or convertible debentures or units of equity oriented mutual funds i.e. where the primary security other than shares / convertible bonds / convertible debentures / units of equity oriented mutual funds does not fully cover the advances;	Nil	Nil
(v) secured and unsecured advances to stockbrokers and guarantees issued on behalf of stockbrokers and market makers;	Nil	Nil
(vi) loans sanctioned to corporates against the security of shares / bonds / debentures or other securities or on clean basis for meeting promoter's contribution to the equity of new companies in anticipation of raising resources;	Nil	Nil
(vii) bridge loans to companies against expected equity flows / issues;	Nil	Nil
(viii) all exposures to Venture Capital Funds (both registered and unregistered)	Nil	Nil
Total Exposure to Capital Market	Nil	Nil

c) Details of Single Borrower Limit (SGL) / Group Borrower Limit (GBL) exceeded by the applicable NBFC - NIL

d) Unsecured Advances

Type of Borrower	Loan Amount	Loan Outstanding
Related Party -		
ICL Tours & Travels Private Limited	45,881.07	13,786.92
Other than Related Party	22,742.92	15,711.83
Total	68,623.99	29,498.75

v) Miscellaneous

a) Disclosure of penalties imposed by RBI and other regulators - NIL

b) Ratings assigned by credit rating agencies and migration of ratings during the year

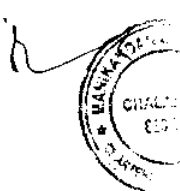
Instrument / Facility	Amount (Rs. Crores)	Ratings
Non-Convertible Debentures (NCDs)	100.00	IVR BB Stable (IVR Double B Plus with Stable Outlook)
Long Term Bank Facilities - Term Loans	20.47 (Decreased from 25.00)	IVR BB Stable (IVR Double B Plus with Stable Outlook)
Proposed Long Term Bank Facilities	25.00	IVR BB Stable (IVR Double B Plus with Stable Outlook)
Total	145.47 (Rs. One Hundred Forty-Five Crores and Forty-Seven Lakhs Only)	

Handwritten signature

Handwritten signature

Handwritten signature

Handwritten signature



ICL Pincorp Limited
Notes to the Standalone financial statements for the year ended 31-March-2023
(All amounts are in Thousands of Indian Rupees unless otherwise stated)

vi) Additional Disclosures

a) Provisions and Contingencies

Break up of 'Provisions and Contingencies' shown under the head expenditure in Profit and Loss Account	As at 31-Mar-2023	As at 31-Mar-2022
Provision for depreciation on Investment	-	-
Provision towards NPA	12,689.86	7,232.35
Provision made towards Income tax	21,377.73	14,114.78
Other Provision and Contingencies (with details) -		
(a) Provision for depreciation on Property, Plant and Equipment & Intangible Assets	71,680.91	48,102.65
(b) Provision for Gratuity	3,571.40	3,081.78
Provision for Standard Assets	5,337.97	4,068.56

b) Concentration of Deposits, Advances, Exposures and NPAs

Concentration of Deposits (for deposit taking NBFCs)	
(i) Total Deposits of twenty largest depositors	
(ii) Percentage of Deposits of twenty largest depositors to Total Deposits of the deposit taking NBFC	
Concentration of Advances	
(i) Total Advances to twenty largest borrowers	73,494.17
(ii) Percentage of Advances to twenty largest borrowers to Total Advances of the applicable NBFC	1.83%
Concentration of Exposures	
(i) Total Exposure to twenty largest borrowers / customers	
(ii) Percentage of Exposures to twenty largest borrowers / customers to Total Exposure of the applicable NBFC on borrowers / customers	
Concentration of NPAs	
(i) Total Exposure to top four NPA accounts	14,939.20

Sector-wise NPAs

Sl. No.	Sector	Percentage of NPAs to Total Advances in that sector
1	Agriculture & allied activities	0.00%
2	MSME	0.00%
3	Corporate borrowers	0.00%
4	Services	0.00%
5	Unsecured personal loans	92.96%
6	Auto loans	95.91%
7	Other personal loans	3.53%

c) Movement of NPAs (As per IRACP norms)

Particulars	As at 31-Mar-2023	As at 31-Mar-2022
(i) Net NPAs to Net Advances (%)	3.30%	1.65%
(ii) Movement of NPAs (Gross)		
(a) Opening Balance	65,007.85	45,194.95
(b) Additions during the year	1,25,309.58	42,181.66
(c) Reductions during the year	38,373.06	22,368.75
(d) Closing Balance	1,51,944.37	65,007.85
(iii) Movement of Net NPAs		
(a) Opening Balance	56,576.81	39,737.51
(b) Additions during the year	1,11,577.10	37,963.49
(c) Reductions during the year	38,591.77	21,124.19
(d) Closing Balance	1,29,562.14	56,576.81
(iv) Movement of provisions for NPAs (excluding provisions on standard assets)		
(a) Opening Balance	8,431.05	5,457.44
(b) Provisions made during the year	17,967.85	5,303.30
(c) Write-off / write back of excess provisions	4,016.66	2,329.70
(d) Closing Balance	22,382.24	8,431.05

d) Disclosure of Complaints

(a)	No. of complaints pending at the beginning of the year	Nil
(b)	No. of complaints received during the year	Nil
(c)	No. of complaints redressed during the year	Nil
(d)	No. of complaints pending at the end of the year	Nil

Handwritten signature

Handwritten signature

Handwritten signature

Handwritten signature



ICL Fincorp Limited**Notes to the Standalone financial statements for the year ended 31-March-2023***(All amounts are in Thousands of Indian Rupees unless otherwise stated)***41 Details of Auction held during the year**

	As at 31-Mar-2023	As at 31-Mar-2022
No. of Loan accounts	4,123	3,272
Principal amount Outstanding at the dates of auction(A)	1,70,293.25	1,80,551.86
Interest and Other charges Outstanding at the dates of auction(B)	76,406.33	63,104.10
Total(A+B)	2,46,699.58	2,43,655.96
Value fetched*	2,16,816.57	2,15,119.41

*excluding GST / Sales tax collected from the buyer.

No sister concerns participated in the auctions held during the period.

42 Disclosure on the following matters required under schedule III as amended not being applicable in case of the company, same are not covered such as:

- No proceedings have been initiated or pending against the company under the Benami Transactions (Prohibition) Act, 1988 (45 of 1988) and rules made thereunder;
- The company has not been declared willful defaulter by any bank or financial institution or government or any government authority.
- No registration or satisfaction of charges are pending to be filed with ROC.
- The company has not entered into any scheme of arrangement.
- There are no transactions which have not been recorded in the books.
- The company has not traded or invested in crypto currency or virtual currency during the financial year.
- The company does not have any transaction with companies struck off under section 248 or the Companies Act 2013.
- Utilisation of Borrowed funds or share premium :
No funds have been advanced or loaned or invested (either borrowed funds or share premium or any other sources or kind of funds) by the company to or in any other person(s) or entity(ies), including foreign entities (Intermediaries) with the understanding (whether recorded in writing or otherwise) that the Intermediary shall directly or indirectly lend or invest in other persons or entities identified in any manner whatsoever by or on behalf of the company (Ultimate Beneficiaries) or provide any guarantee, security or the like to or on behalf of the Ultimate Beneficiaries.

No funds have been received by the company from any person(s) or entity(ies), including foreign entities (Funding Party) with the understanding (whether recorded in writing or otherwise) that the company shall, whether, directly or indirectly lend or invest in other persons or entities identified in any manner whatsoever by or on behalf of the Funding Party (Ultimate Beneficiaries) or provide any guarantee, security or the like on behalf of the Ultimate Beneficiaries.

43 Contingent Liabilities, Commitments And Contracts

	As at 31-Mar-2023	As at 31-Mar-2022
I. Contingent Liabilities		
Claims against the company not acknowledged as debts		
Demand from Income Tax Department on account of TDS default*	277.10	530.62
Guarantees	Nil	Nil
Other money for which the company is contingently liable	Nil	Nil
II. Commitments		
Estimated amounts of contracts remaining to be executed on capital account and not provided for:#	13,475.00	23,888.00
Uncalled liability on shares and other investments partly paid	Nil	Nil
Other commitments	Nil	Nil

*The Income Tax Department has raised demand of ₹2,77,099/- on account of TDS default. This happens due to clerical error in quarterly TDS return and the company proposes to revise the return to abolish errors. Since the company doesn't expect any liability after revising the return, no provision has been made in the books of accounts of the company.

Balance amount payable to Balagopal as per the Agreement for the purchase of land executed on 9th August 2019.



44 Utilisation of proceeds

During the period, the Company has raised ₹7,64,65,225 (Previous Year: Nil) by way of Equity Shares, Nil (Previous Year: ₹86,00,000/-) by way of preference shares, ₹1,65,44,57,000/- (Previous Year: ₹1,09,84,75,000/-) by way of secured Non-Convertible Debentures, ₹4,00,00,000/- by the way of Term Loan from Salem Erode Investments Limited (Previous Year: ₹6,00,00,000) and Nil (Previous Year: ₹25,00,00,000) by the way of Term Loan from State Bank of India and the same has been utilised to meet the working capital requirements of the Company.

45 Capital Management

The Company's policy is to maintain a strong capital base so as to maintain investor, creditor and market confidence and to sustain future development of the business. The Company has adequate cash and cash equivalents. The company monitors its capital by a careful scrutiny of the cash and cash equivalents, and a regular assessment of any debt requirements. In the absence of any debt, the maintenance of debt equity ratio etc. may not be of any relevance to the Company.

46 Fraud

During the year there have been certain instances of fraud on the Company by employees, where gold loan related misappropriations have occurred for amounts aggregating ₹ 40,80,900/- and 100% provision is provided for the same. The Company is in the process of recovering these amounts from the employees and has initiated necessary legal actions against the employees.

47 Comparatives

Previous year figures have been regrouped/reclassified, wherever considered necessary, to conform to this period's classification.

As per our report of even date

For Manikandan and Associates

Chartered Accountants

ICAI Firm Reg No.: 0085205

C K Manikandan

[Partner]

Membership no.: 208654

UDIN: 23208654B6SHVN4406

Place: Chalakudy

Date: 02-06-2023

For and on behalf of the board of directors of

ICL Fincorp Limited

K G Anilkumar

[Managing Director]

(DIN: 00766739)

Madhavankutty T

[Chief Financial Officer]

Place: Irinjalakuda

Date: 02-06-2023

Umadevi Anilkumar

[Whole Time Director]

(DIN: 06434467)

[Company Secretary]

ICL Fincorp Limited
Schedule to the Standalone Balance Sheet of a NBFC

(₹ in lakhs)

Sl. No	Particulars		
Liabilities side:			
(1)	Loans and advances availed by the NBFCs inclusive of interest accrued thereon but not paid:	Amount outstanding	Amount overdue
	(a) Debentures : Secured	34,544.00	47.41
	: Unsecured (other than falling within the meaning of public deposits*)	-	-
	(b) Deferred Credits	-	-
	(c) Term Loans	2,070.54	-
	(d) Inter-corporate loans and borrowing	2,313.60	-
	(e) Commercial paper	-	-
	(f) Public Deposits*	-	-
	(g) Other Loans (specify nature)	69,657.49	-
	(i) Subordinated Bond	-	-
	(ii) Overdraft	-	-
	(iii) Loan against deposit	-	-
	(iv) Loan from Director	19.11	-
	*Please see Note 1 below		
(2)	Break-up of (1)(f) above (Outstanding public deposits inclusive of interest accrued thereon but not paid) :		
	(a) In the form of Unsecured debentures	-	-
	(b) In the form of partly secured debentures i.e. debentures where there is a shortfall in the value of security	-	-
	(c) Other public deposits	-	-
	* Please see Note 1 below		
Assets side:		Amount outstanding	
(3)	Break-up of Loans and Advances including bills receivables [other than those included in (4) below]:		
	(a) Secured	39,314.33	
	(b) Unsecured	294.93	
(4)	Break-up of Leased Assets and stock on hire and other assets counting towards AFC activities		
	(i) Lease assets including lease rentals under sundry debtors:		
	(a) Financial lease	-	
	(b) Operating lease	-	
	(ii) Stock on Hire including hire charges under sundry debtors:		
	(a) Asset on Hire	-	
	(b) Repossessed assets	-	
	(iii) Other loan counting towards AFC activities		
	(a) Loans where assets have been repossessed	-	
	(b) Loans other than (a) above	-	

Handwritten signature

Handwritten signature

Handwritten signature

Handwritten signature



(5)	Break-up of Investments:			
	Current Investments :			
	1. Quoted			
	(i) Shares: (a) Equity	96.29		
	(b) Preference	-		
	(ii) Debentures and Bonds	-		
	(iii) Units of Mutual funds	0.51		
	(iv) Government securities	-		
	(v) Others (please specify)	-		
	2. Unquoted:			
	(i) Shares: (a) Equity	-		
	(b) Preference	-		
	(ii) Debentures and Bonds	-		
	(iii) Units of Mutual funds	-		
	(iv) Government securities	-		
	(v) Others (please specify)	-		
	Long term Investments:			
	1. Quoted			
	(i) Shares: (a) Equity	2,267.65		
	(b) Preference	-		
	(ii) Debentures and Bonds	-		
	(iii) Units of Mutual funds	-		
	(iv) Government securities	-		
	(v) Others (please specify)	300.61		
	2. Unquoted:			
	(i) Shares: (a) Equity	-		
	(b) Preference	-		
	(ii) Debentures and Bonds	-		
	(iii) Units of Mutual funds	-		
	(iv) Government securities	-		
	(v) Others (please specify)	-		
(6)	Borrower Group-wise classification of assets financed as in (3) and (4) above :			
	Please see Note 2 below			
	Category	Amount net of provisions		
		Secured	Unsecured	Total
	1. Related Parties**			
	(a) Subsidiaries	-	-	-
	(b) Companies in the same group	-	137.81	137.81
	(c) Other related Parties	-	-	-
	2. Other than related parties	39,148.48	142.70	39,291.17
	Total	39,148.48	280.50	39,428.98

H. M. H.

P. M. H.

C. M. H.



(7) Investor group-wise classification of all investments (current and long term) in shares and securities (both quoted and unquoted): Please see note 3 below		
Category	Market value/Break-up or fair value or NAV	Book value (net of Provisions)
1. Related Parties**		
(a) Subsidiaries	7,382.36	2,267.65
(b) Companies in the same group	Nil	Nil
(c) Other related Parties	Nil	Nil
2. Other than related parties	397.41	397.41
Total	7,779.78	2,665.07
**As per Accounting Standard of ICAI (Please see Note 3)		
(8) Other information		
Particulars	Amount	
(i) Gross Non-Performing Assets		
(a) Related Parties	-	
(b) Other than related parties	1,519.44	
(ii) Net Non-Performing Assets		
(a) Related Parties	-	
(b) Other than related parties	1,392.55	
(iii) Asset acquired in Satisfaction of Debt	-	

Notes:

- 1) As defined in point xix of paragraph 3 of Chapter -2 of these Directions.
- 2) Provisioning norms shall be applicable as prescribed in these Directions.
- 3) All Relevant Accounting Standards and Guidance Notes issued by ICAI are applicable including for valuation of investments and other assets as also assets acquired in satisfaction of debt. However, Market value in respect of quoted investments and break up/fair value/NAV in respect of unquoted investments should be disclosed irrespective of whether they are classified as long term or current in column (5) above.

As per our report of even date
For Manikandan and Associates
Chartered Accountants
ICAI Firm Reg No.: 0085205

C K Manikandan
[Partner]
Membership no.: 208654

UDIN: 23203654BGSHVN7996

Place: Chalakudy
Date: 02-06-2023

For and on behalf of the board of directors of
ICL Fincorp Limited

K G Anilkumar
[Managing Director]
(DIN:00766739)

Madhavankutty T
[Chief Financial Officer]
Place: Irinjalakuda
Date: 02-06-2023

Umadevi Anilkumar
[Whole Time Director]
(DIN: 06434467)

Vijaya TV
[Company Secretary]

ICL FINCORP LIMITED

·CONSOLIDATED FINANCIAL STATEMENTS ·FOR THE YEAR ENDED 31ST MARCH, 2022



Our Ref.

MOHANDAS & ASSOCIATES

CHARTERED ACCOUNTANTS

IIIrd Floor, "Sree Residency"

Press Club Road, Thrissur - 1.

☎ : 0487 - 2333124, 2321290

Email : ma.auditors@gmail.com

Independent Auditor's Report

To the members of ICL Fincorp Limited

Report on the Audit of the Consolidated Financial Statements

Opinion

We have audited the accompanying Consolidated Financial statements of **M/s. ICL Fincorp Limited** ("the Holding Company") and its subsidiary, (the Holding Company and its subsidiary together referred to as the "Group"), which comprises the Consolidated Balance Sheet as at 31st March, 2022, and the Consolidated Statement of Profit and Loss (including Other Comprehensive Income), the Consolidated Cash Flow Statement and the Consolidated Statement of Changes in Equity for the year then ended, and the notes to Consolidated Financial statements, including a summary of the significant accounting policies and other explanatory information.

In our opinion and to the best of our information and according to the explanations given to us, the aforesaid consolidated financial statements give the information required by the Companies Act, 2013 ("the Act") in the manner so required and give a true and fair view in conformity with the Indian Accounting Standards prescribed under section 133 of the Act read with the Companies (Indian Accounting Standards) Rules, 2015, as amended, ("Ind AS") and other accounting principles generally accepted in India, of the consolidated state of affairs of the Group as at 31st March, 2022, and their consolidated profit, their consolidated total comprehensive income, their consolidated cash flows and their consolidated changes in equity for the year ended on that date.

Basis for Opinion

We conducted our audit of the consolidated financial statements in accordance with the Standards on Auditing specified under section 143(10) of the Act (SAs). Our responsibilities under those Standards are further described in the Auditor's Responsibility for the Audit of the Consolidated Financial Statements section of our report. We are independent of the Group in accordance with the Code of Ethics issued by the Institute of Chartered Accountants of India (ICAI) together with the ethical requirements that are relevant to our audit of the consolidated financial statements under the provisions of the Act and the Rules made thereunder, and we have fulfilled our other ethical responsibilities in accordance with these requirements and the ICAI's Code of Ethics. We believe that the audit evidence obtained by us is sufficient and appropriate to provide a basis for our audit opinion on the consolidated financial statements.



Key audit matters

Key audit matters are those matters that, in our professional judgment, were of most significance in our audit of the Consolidated financial statements of the current period. These matters were addressed in the context of our audit of the Consolidated financial statements as a whole, and in forming our opinion thereon, and we do not provide a separate opinion on these matters.

Reporting of key audit matters as per SA 701, Key Audit Matters are not applicable to the Company as it is an unlisted company.

Information other than the Consolidated financial statements and auditor's report thereon (Other Information).

The Holding Company's Board of Directors is responsible for the other information. The other information comprises the information included in the Annual Report but does not include the consolidated financial statements and our auditor's report thereon. The information included in the Annual Report is expected to be made available to us after the date of this auditor's report.

Our opinion on the consolidated financial statements does not cover the other information and we will not express any form of assurance conclusion thereon.

In connection with our audit of the consolidated financial statements, our responsibility is to read the other information identified above when it becomes available and, in doing so, consider whether the other information is materially inconsistent with the consolidated financial statements or our knowledge obtained in the audit, or otherwise appears to be materially misstated.

When we read the information included in the Annual Report, if we conclude that there is a material misstatement therein, we are required to communicate the matter to those charged with governance under SA 720 'The Auditor's responsibilities Relating to Other Information'.

Responsibilities of Management and Those Charged with Governance for the Consolidated Financial Statements.

The Holding Company's Board of Directors is responsible for the matters stated in section 134(5) of the Act with respect to the preparation and presentation of these consolidated financial statements that give a true and fair view of the consolidated financial position, consolidated financial performance including other comprehensive income, consolidated cash flows and consolidated changes in equity of the Group in accordance with the Ind AS and other accounting principles generally accepted in India. The respective Board of Directors of the companies included in the Group are responsible for maintenance of adequate accounting records in accordance with the provisions of the Act for safeguarding the assets of the Group and for preventing and detecting frauds and other irregularities; selection and application of appropriate accounting policies; making judgments and estimates that are reasonable and prudent; and design, implementation and maintenance of adequate internal financial controls, that were operating effectively for ensuring accuracy and completeness of the accounting records, relevant to the preparation and presentation of the financial statements that give a true and fair view and are free from material misstatement, whether due to fraud or error,



which have been used for the purpose of preparation of the consolidated financial statements by the Directors of the Holding Company, as aforesaid.

In preparing the consolidated financial statements, the respective Board of Directors of the companies included in the Group are responsible for assessing the ability of the Group to continue as a going concern, disclosing, as applicable, matters related to going concern and using the going concern basis of accounting unless the management either intends to liquidate or to cease operations, or has no realistic alternative but to do so.


The respective Board of Directors of the companies included in the Group are also responsible for overseeing the Company's financial reporting process of the Group.

Auditor's responsibility for the audit of the consolidated financial statements

Our objectives are to obtain reasonable assurance about whether the consolidated financial statements as a whole are free from material misstatement, whether due to fraud or error, and to issue an auditor's report that includes our opinion. Reasonable assurance is a high level of assurance, but is not a guarantee that an audit conducted in accordance with SAs will always detect a material misstatement when it exists. Misstatements can arise from fraud or error and are considered material if, individually or in the aggregate, they could reasonably be expected to influence the economic decisions of users taken on the basis of these consolidated financial statements

As part of an audit in accordance with SAs, we exercise professional judgment and maintain professional skepticism throughout the audit. We also:

- Identify and assess the risks of material misstatement of the consolidated financial statements, whether due to fraud or error, design and perform audit procedures responsive to those risks, and obtain audit evidence that is sufficient and appropriate to provide a basis for our opinion. The risk of not detecting a material misstatement resulting from fraud is higher than for one resulting from error, as fraud may involve collusion, forgery, intentional omissions, misrepresentations, or the override of internal control.
- Obtain an understanding of internal control relevant to the audit in order to design audit procedures that are appropriate in the circumstances. Under section 143(3)(i) of the Act, we are also responsible for expressing our opinion on whether the Holding Company has adequate internal financial controls system in place and the operating effectiveness of such controls.
- Evaluate the appropriateness of accounting policies used and the reasonableness of accounting estimates and related disclosures made by the management.
- Conclude on the appropriateness of management's use of the going concern basis of accounting and, based on the audit evidence obtained, whether a material uncertainty exists related to events or conditions that may cast significant doubt on the ability of the Group to continue as a going concern. If we conclude that a material uncertainty exists, we are required to draw attention in our auditor's report to the related disclosures in the consolidated financial statements or, if such disclosures are inadequate, to modify our opinion. Our conclusions are based on the audit evidence obtained up to the date of our auditor's report. However, future events or conditions may cause the Group to cease to continue as a going concern.



- Evaluate the overall presentation, structure and content of the consolidated financial statements, including the disclosures, and whether the consolidated financial statements represent the underlying transactions and events in a manner that achieves fair presentation.
- Obtain sufficient appropriate audit evidence regarding the financial information of the entities or business activities within the Group to express an opinion on the consolidated financial statements. We are responsible for the direction, supervision and performance of the audit of the financial statements of such entities or business activities included in the consolidated financial statements of which we are the independent auditors.

Materiality is the magnitude of misstatements in the consolidated financial statements that, individually or in aggregate, makes it probable that the economic decisions of a reasonably knowledgeable user of the consolidated financial statements may be influenced. We consider quantitative materiality and qualitative factors in (i) planning the scope of our audit work and in evaluating the results of our work; and (ii) to evaluate the effect of any identified misstatements in the consolidated financial statements.

We communicate with those charged with governance of the Holding Company and such other entities included in the consolidated financial statements of which we are the independent auditors regarding, among other matters, the planned scope and timing of the audit and significant audit findings, including any significant deficiencies in internal control that we identify during our audit.

We also provide those charged with governance with a statement that we have complied with relevant ethical requirements regarding independence, and to communicate with them all relationships and other matters that may reasonably be thought to bear on our independence, and where applicable, related safeguards.

From the matters communicated with those charged with governance, we determine those matters that were of most significance in the audit of the consolidated financial statements of the current period and are therefore the key audit matters. We describe these matters in our auditor's report unless law or regulation precludes public disclosures about the matter or when, in extremely rare circumstances, we determine that a matter should not be communicated in our report because the adverse consequences of doing so would reasonably be expected to outweigh the public interest benefits of such communication.

Report on Other Legal and Regulatory Requirements

1. As required by Section 143(3) of the Act, based on our audit, we report, to the extent applicable, that:

a) We have sought and obtained all the information and explanations which to the best of our knowledge and belief were necessary for the purposes of our audit of the aforesaid consolidated financial statements.

b) In our opinion, proper books of account as required by law relating to preparation of the aforesaid consolidated financial statements have been kept so far as it appears from our examination of those books.

c) The Consolidated Balance Sheet, the Consolidated Statement of Profit and Loss including Other Comprehensive Income, the Consolidated Cash Flow Statement and Consolidated Statement of Changes in Equity dealt with by this Report are in agreement with the relevant



books of account maintained for the purpose of preparation of consolidated financial statements.

d) In our opinion, the aforesaid consolidated financial statements comply with the Ind AS specified under Section 133 of the Act.

e) On the basis of the written representations received from the directors of the Holding Company and Subsidiary company as on 31st March, 2022 taken on record by the Board of Directors of the Holding Company and subsidiary company, none of the directors of the Group companies are disqualified as on 31st March, 2022 from being appointed as a director in terms of Section 164(2) of the Act.

f) With respect to the adequacy of the internal financial controls over financial reporting of the Group and the operating effectiveness of such controls, refer to our separate Report in "Annexure A".

g) With respect to the other matters to be included in the Auditor's Report in accordance with Rule 11 of the Companies (Audit and Auditors) Rules, 2014, as amended in our opinion and to the best of our information and according to the explanations given to us:

- i. The Company has disclosed the impact of pending litigations on its financial position in its Consolidated financial statements – Refer Note 45 to the Consolidated financial statements.
- ii. The Group did not have any material foreseeable losses on long-term contracts including derivative contracts.
- iii. There were no amounts which were required to be transferred, to the Investor Education and Protection Fund by the Holding Company and its Subsidiary Company incorporated in India.
- iv. Under Rule 11(e)
 - (i) The management of the Holding Company and its subsidiary company which are incorporated in India have represented to us, to the best of its knowledge and belief, no funds have been advanced or loaned or invested (either from borrowed funds or share premium or any other sources or kind of funds) by the Holding Company or its Subsidiary to or in any other person(s) or entity(ies), including foreign entities ("Intermediaries"), with the understanding, whether recorded in writing or otherwise, that the Intermediary shall, directly or indirectly lend or invest in other persons or entities identified in any manner whatsoever by or on behalf of the Holding Company or its Subsidiary ("Ultimate Beneficiaries") or provide any guarantee, security or the like on behalf of the Ultimate Beneficiaries;
 - (ii) The management of the Holding company and its subsidiary company which are incorporated in India have represented to us, to the best of its knowledge and belief, no funds have been received by the Holding company or its Subsidiary company from any person(s) or entity(ies), including foreign entities ("Funding Parties"), with the understanding, whether recorded in writing or otherwise, as on the date of this audit report, that the Holding company or its Subsidiary company shall, directly or indirectly, lend or invest in other persons or entities identified in any manner whatsoever by or on behalf of the Funding Party ("Ultimate Beneficiaries") or provide any guarantee, security or the like on behalf of the Ultimate Beneficiaries; and



- (iii) Based on the audit procedures performed that have been considered reasonable and appropriate in the circumstances, and according to the information and explanations provided to us by the Management of Holding company and its subsidiary company in this regard nothing has come to our notice that has caused us to believe that the representations under sub-clause (i) and (ii) contain any material mis-statement.

2. With respect to the other matters to be included in the Auditor's Report in accordance with the requirements of section 197(16) of the Act, as amended, In our opinion and to the best of our information and according to the explanations given to us, the remuneration paid by the Holding Company to its directors during the year is in accordance with the provisions of section 197 of the Act.

For Mohandas & Associates

Chartered Accountants

ICAI Firm Reg No: 021168

[Signature]



Mohandas A

[Partner]

Membership No.036726

UDIN: 22036726AQPACT6224

Place: Thrissur

Date: 24th August, 2022



Our Ref.

MOHANDAS & ASSOCIATES

CHARTERED ACCOUNTANTS

IIIrd Floor, "Sree Residency"

Press Club Road, Thrissur - 1.

☎ : 0487 - 2333124, 2321290

Email : ma.auditors@gmail.com

Annexure 'A' to the Independent Auditors' Report of ICL Fincorp Limited for the period ended 31st March, 2022

Report on the Internal Financial Controls over Financial Reporting under Clause (i) of Sub-section 3 of Section 143 of the Companies Act, 2013 ('the Act')

In conjunction with our audit of the consolidated Ind AS financial statements of the Company as of and for the year ended 31st March, 2022, we have audited the internal financial controls over financial reporting of ICL Fincorp Limited ('the Holding Company') and its subsidiary company, which includes internal financial controls over financial reporting of the Company's and its subsidiary which are companies incorporated in India, as of that date.


Management's Responsibility for Internal Financial Controls

The respective Board of Directors of the Holding company and its subsidiary company, which are companies incorporated in India, are responsible for establishing and maintaining internal financial controls based on the internal control with reference to Consolidated financial statements criteria established by the respective Companies considering the essential components of internal control stated in the guidance note on Audit of Internal Financial Controls Over Financial Reporting issued by the Institute of Chartered Accountants of India ('ICAI'). These responsibilities include the design, implementation and maintenance of adequate internal financial controls that were operating effectively for ensuring the orderly and efficient conduct of its business, including adherence to the respective company's policies, the safeguarding of its assets, the prevention and detection of frauds and errors, the accuracy and completeness of the accounting records, and the timely preparation of reliable financial information, as required under the Companies Act, 2013.

Auditors' Responsibility

Our responsibility is to express an opinion on the internal financial controls with reference to Consolidated financial statements of the Holding Company, its subsidiary company, which are incorporated in India, based on our audit. We conducted our audit in accordance with the guidance note on audit of internal financial controls over financial reporting (the 'Guidance Note') issued by the Institute of Chartered Accountants of India and the Standards on Auditing, prescribed under section 143 (10) of the Companies Act, 2013, to the extent applicable to an audit of internal financial controls. Those Standards and the Guidance Note require that we comply with ethical requirements and plan and perform the audit to obtain reasonable assurance about whether adequate internal financial controls with reference to Consolidated financial statements was established and maintained and if such controls operated effectively in all material respects.

Our audit involves performing procedures to obtain audit evidence about the adequacy of the internal financial controls system with reference to Consolidated financial statements and their operating effectiveness. Our audit of internal financial controls with reference to Consolidated financial statements included obtaining an understanding of internal financial controls with reference to Consolidated financial statements, assessing the risk that a material weakness exists, and testing and evaluating the design and operating effectiveness of internal control based on the assessed risk. The procedures selected depend on the auditor's judgment, including the assessment of the risks of material misstatement of the financial statements, whether due to fraud or error.



We believe that the audit evidence we have obtained is sufficient and appropriate to provide a basis for our audit opinion on the internal financial controls system with reference to Consolidated financial statements of the Holding Company and its subsidiary company, which is company incorporated in India.

Meaning of Internal Financial Controls with reference to Consolidated financial statements

A company's internal financial control with reference to Consolidated financial statements is a process designed to provide reasonable assurance regarding the reliability of financial reporting and the preparation of financial statements for external purposes in accordance with generally accepted accounting principles. A company's internal financial control with reference to Consolidated financial statements includes those policies and procedures that (i) pertain to the maintenance of records that, in reasonable detail, accurately and fairly reflect the transactions and dispositions of the assets of the company; (ii) provide reasonable assurance that transactions are recorded as necessary to permit preparation of Consolidated financial statements in accordance with generally accepted accounting principles, and that receipts and expenditures of the company are being made only in accordance with authorizations of management and directors of the company; and (iii) provide reasonable assurance regarding prevention or timely detection of unauthorized acquisition, use, or disposition of the company's assets that could have a material effect on the Consolidated financial statements.

Inherent Limitations of Internal Financial Controls with reference to Consolidated financial statements

Because of the inherent limitations of internal financial controls with reference to Consolidated financial statements, including the possibility of collusion or improper management override of controls, material misstatements due to error or fraud may occur and not be detected. Also, projections of any evaluation of the internal financial controls with reference to Consolidated financial statements to future periods are subject to the risk that the internal financial control with reference to Consolidated financial statements may become inadequate because of changes in conditions, or that the degree of compliance with the policies or procedures may deteriorate.



Opinion

In our opinion to the best of our information and according to the explanations given to us, the Holding Company and its subsidiary company, which are companies incorporated in India, have, in all material respects, an adequate internal financial control system with reference to Consolidated financial statements and such internal financial controls with reference to Consolidated financial statements were operating effectively as at 31st March, 2022, based on the criteria for internal financial control with reference to Consolidated financial statements established by the respective Companies considering the essential components of internal control stated in the guidance note on Audit of Internal Financial Controls Over Financial Reporting issued by the ICAI.

For Mohandas & Associates

Chartered Accountants

ICAI Firm Reg No: 020605

**Mohandas A**

[Partner]

Membership No.036726

UDIN: 22036726A QRACT 6224

Place: Thrissur

Date: 24th August, 2022

ICL Fincorp Limited
Consolidated Balance Sheet as at 31-March-2022
(All amounts are in Indian Rupees in thousands unless otherwise stated)

Assets	Notes	31-Mar-22	31-Mar-21
Financial Assets			
Cash and Cash Equivalents	8	1,37,489.21	1,10,353.65
Bank Balances other than above	9	55,355.10	10,174.94
Loans	10	35,16,780.93	30,16,426.81
Investments	11	41,169.33	28,264.15
Other Financial Asset	12	2,56,851.19	1,91,609.68
		40,07,645.76	33,56,829.23
Non-Financial Assets			
Current tax assets	13	34,067.67	33,123.98
Deferred tax assets (net)	33	34,483.86	29,566.92
Property, Plant and Equipment	14(A)	2,45,857.38	1,22,645.63
Capital work in progress	14(B)	7,149.14	7,149.14
Right-of-Use Asset	14(C)	73,157.30	39,019.36
Goodwill		44,786.26	44,786.26
Other Intangible Assets	15	2,313.56	2,688.47
Other Non-Financial Asset	16	1,36,980.95	1,11,040.10
		5,78,796.12	3,90,019.85
TOTAL		45,86,441.88	37,46,849.08
Liabilities and Equity			
Financial Liabilities			
Trade payables	17		
(A) total outstanding dues of micro enterprises and small enterprises; and		567.71	1,124.57
(B) total outstanding dues of creditors other than micro enterprises and small enterprises		9,830.50	7,753.82
Debt Securities	18	26,83,860.00	21,72,767.00
Borrowings (Other than Debt Securities)	19	2,78,885.85	11,053.47
Subordinate Liabilities	20	3,05,040.00	3,79,902.00
Lease Liability	14(C)	68,043.87	36,506.39
Other financial liabilities	21	3,64,321.39	3,04,088.78
		37,10,549.32	29,13,196.04
Non-Financial Liabilities			
Provisions	22	51,508.26	36,324.78
Other non-financial liabilities	23	14,532.85	10,867.95
		66,041.11	47,192.72
Equity			
Equity Share capital	24	4,43,349.52	4,43,349.52
Other Equity	25	3,03,995.90	2,82,388.09
Equity attributable to equity holders of parent		7,47,345.42	7,25,737.61
Non-controlling Interest		62,506.03	60,722.71
Total equity		8,09,851.45	7,86,460.33
TOTAL		45,86,441.88	37,46,849.08

Summary of significant accounting policies

6

The accompanying notes are an integral part of the financial statements.

As per our report of even date

For Mohandas & Associates


Chartered Accountants

ICAI Firm Reg No.: 021165

Mohandas A

[Partner]

Membership no.: 036726



Place: Thrissur

Date: 24th August, 2022

For and on behalf of the board of directors of

ICL Fincorp Limited

K G Anilkumar

[Managing Director]

(DIN:00766739)

Madhavankutty T

[Chief Financial Officer]

Place: Irinjalakuda

Date: 24th August, 2022

Umadevi Anilkumar

[Whole Time Director]

(DIN: 06434467)



ICL Fincorp Limited
Consolidated Statement of profit and loss for the year ended 31-March-2022
(All amounts are in Indian Rupees in thousands unless otherwise stated)

	Notes	31-Mar-22	31-Mar-21
(I) Income			
Revenue from operations	26		
I) Interest Income		8,73,706.83	7,41,333.34
II) Revenue from other Financial Services		11,102.50	4,643.98
Other income	27	9,532.31	17,514.41
Total Income		8,94,341.64	7,63,491.73
(II) Expenses			
Finance costs	28	3,87,321.35	3,21,063.15
Impairment of Financial Instruments	29	(163.71)	4,714.74
Employee benefits expense	30	2,10,120.30	1,79,967.82
Depreciation and amortization expense	31	80,041.80	53,553.28
Other expenses	32	1,79,790.96	1,61,989.91
Total Expenses		8,57,110.71	7,21,288.90
(III) Profit/(loss) before tax (I) - (II)		37,230.92	42,202.83
(IV) Tax expenses	33		
Current tax		17,313.14	15,014.54
(Excess)/Short provision of Previous Years		(268.79)	(28.54)
Deferred tax(Income)/Expense		(6,957.25)	(736.97)
Total tax expenses		10,087.10	14,249.03
(V) Profit/(loss) for the year (III) - (IV)		27,143.82	27,953.80
(VI) Other comprehensive income			
Items that will not be re classified to profit or loss - Remeasurements of the defined benefit asset		825.66	(1,769.62)
Income tax relating to items that will not be reclassified to profit or loss		(653.56)	623.50
Total other comprehensive income		172.10	(1,146.12)
Total comprehensive income for the year (V) + (VI)		27,315.93	26,807.68
<i>(Comprising profit and other comprehensive income for the year)</i>			
Profit for the year attributable to			
Equity holders of the parent		25,363.10	24,656.30
Non-Controlling Interest		1,780.72	3,297.50
Other comprehensive income for the year, net of tax			
Equity holders of the parent		169.50	(1,146.12)
Non-Controlling Interest		2.60	
Total comprehensive income for the year, net of tax			
Equity holders of the parent		25,532.60	23,510.18
Non-Controlling Interest		1,783.32	3,297.50
Earnings per equity share	34		
<i>[nominal value of share ₹10]</i>			
Basic (in ₹)		0.61	0.63
Diluted (in ₹)		0.61	0.63
Summary of significant accounting policies	6		
The accompanying notes are an integral part of the financial statements.			

As per our report of even date

For Mohandas & Associates


Chartered Accountants

ICAI Firm Reg No.: 021165

Mohandas A

[Partner]

Membership no.: 036726


 For and on behalf of the board of directors of
ICL Fincorp Limited

K G Anilkumar

[Managing Director]

(DIN:00766739)

Umadevi Anilkumar

[Whole Time Director]

(DIN: 06434467)

Madhavankutty T

[Chief Financial Officer]

Place: Irinjalakuda

Date: 24th August, 2022



Place: Thrissur

Date: 24th August, 2022

ICL Fincorp Limited

Consolidated Statement of changes in equity for the year ended 31-March-2022 (All amounts are in Indian Rupees in thousands unless otherwise stated)

A Equity Share capital

Balance at the beginning of the reporting period At 1-Apr-2020

Changes in equity share capital during the year

Balance at the end of the reporting period As at 31-Mar-2021

Changes in equity share capital during the year

Balance at the end of the reporting period As at 31-Mar-2022

Number	Amount
4,43,34,952	4,43,349.52
-	-
4,43,34,952	4,43,349.52
-	-
4,43,34,952	4,43,349.52

B Other Equity

	Reserves and Surplus				Other comprehensive income (Actuarial gain/(loss))	Total
	Statutory Reserves	Impairment Reserves	Securities Premium	Retained Earnings		
Balance as at 01-Apr-2020	5,041.97	4,574.75	2,43,376.88	5,463.02	601.71	2,59,058.32
Dividends	-	-	-	(180.40)	-	(180.40)
Transfer to/from retained earnings	7,000.00	545.46	-	(7,545.46)	-	-
Other Additions/ Deductions during the year	-	-	-	-	-	-
Other Comprehensive Income (Net of Taxes)	-	-	-	-	(1,146.12)	(1,146.12)
Securities premium received during the year	-	-	-	-	-	-
Profit for the year (net of taxes)	-	-	-	24,656.30	-	24,656.30
Balance as at 31-Mar-2021	12,041.97	5,120.21	2,43,376.88	22,393.45	(544.41)	2,82,388.09

For ICL Fincorp Limited


[Signature]
Managing Director

For ICL Fincorp Limited

[Signature]
Whole Time Director

For ICL Fincorp Limited

[Signature]
Chief Financial Officer



ICL Fincorp Limited

Consolidated Statement of changes in equity for the year ended 31-March-2022

(All amounts are in Indian Rupees in thousands unless otherwise stated)

B Other Equity (Contd.)


	Reserves and Surplus			Other Comprehensive Income	Total
	Statutory Reserves	Impairment Reserves	Securities Premium Reserves	Retained Earnings	
Balance as at 31-Mar-2021	12,041.97	5,120.21	2,43,376.88	22,393.45	2,82,388.09
Dividends	-	-	-	(3,924.79)	(3,924.79)
Transfer to/from retained earnings	6,000.00	3,681.75	-	(9,681.75)	-
Other Additions/ Deductions during the year	-	-	-	-	-
Other Comprehensive Income (Net of Taxes)	-	-	-	169.50	169.50
Securities premium received during the year	-	-	-	-	-
Profit for the period (net of taxes)	-	-	-	25,363.10	25,363.10
Balance as at 31-Mar-2022	18,041.97	8,801.96	2,43,376.88	34,150.01	3,03,995.90

As per our report of even date

For Mohandas & Associates

Chartered Accountants

ICAI Firm Reg No.: 02116S



Mohandas A

[Partner]

Membership no.: 088326

For and on behalf of the board of directors of

ICL Fincorp Limited

K G Anilkumar

[Managing Director]

(DIN:00766739)

Umadevi Anilkumar

[Whole Time Director]

(DIN: 06434467)



Madhavankutty T

[Chief Financial Officer]

Place: Irinjalakuda

Date: 24th August, 2022

Place: Thrissur

Date: 24th August, 2022

ICL Fincorp Limited
Consolidated Cash flow statement for the year ended 31-Mar-2022
(All amounts are in Indian Rupees in thousands unless otherwise stated)

Particulars	31-Mar-22	31-Mar-21
Net Profit before tax	37,230.92	42,202.83
Adjustments for:		
Depreciation and amortization expense	80,041.80	53,553.28
Impairment on financial instruments	(311.83)	5,458.11
Provision for Gratuity	2,910.06	2,575.89
Provision for loss on account of fraud	8,719.01	-
Provision for TDS Default	455.45	-
Net (Gain)/Loss on current investment due to market fluctuation	(1,777.10)	(8,646.55)
Finance cost	9,598.23	1,039.68
Interest on Fixed deposit	(7,262.35)	(3,274.64)
Dividend on Investments	(870.60)	(598.63)
Lease payments	32,724.93	29,680.51
Profit/(Loss) on sale of Property, Plant and Equipment	(62.89)	-
Net (Gain)/Loss on sale of investments	(2,711.62)	(1,401.34)
Operating profit before working capital changes	1,58,684.01	1,20,589.13
Changes in working capital :		
Decrease / (increase) in non-financial asset	(25,761.31)	(1,547.75)
Decrease / (increase) in loans	(4,95,676.30)	(5,25,212.54)
Decrease / (increase) in investments	(12,394.35)	(13,623.03)
Decrease / (increase) in current tax assets	(943.69)	(17,146.16)
Decrease / (increase) in other financial asset	(66,067.73)	(34,733.61)
Increase / (decrease) in trade payables	1,947.09	3,320.00
Increase / (decrease) in other financial liabilities	59,568.72	81,906.03
Increase / (decrease) in Lease Liability (Net)	31,537.48	(7,658.20)
Increase / (decrease) in other non-financial liabilities	3,497.99	917.23
Cash generated from / (used in) operations	(3,45,608.08)	(3,93,188.89)
Net income Taxes Paid	(14,491.53)	(5,328.06)
Net cash flow from/ (used in) operating activities (A)	(3,60,099.61)	(3,98,516.95)
Cash flows from investing activities		
Net Gain/(Loss) on sale of investments	2,711.62	1,401.34
Net (Gain)/Loss on current investment due to market fluctuation	1,266.28	5,851.93
Purchase of property, plant and equipments including CWIP	(1,72,610.37)	(45,541.45)
Dividend on Investments	870.60	598.63
Purchase of intangible assets	(75.00)	(252.52)
Sale of property, plant and equipments	310.54	400.79
Bank balance not considered as cash and cash equivalents	(45,180.16)	(6,470.99)
Net cash flow from/ (used in) Investing activities (B)	(2,12,706.50)	(44,012.27)
Cash flows from financing activities		
Proceed from Debt Security (Net)	5,11,093.00	4,75,572.00
Proceed from Borrowings (Net)	2,63,466.39	(3,589.28)
Proceed from Subordinate Liabilities (Net)	(74,862.00)	(28,758.00)
Finance cost	(9,598.23)	(1,039.68)
Interest on Fixed deposit	7,262.35	3,274.64
Payment of Preference dividend	(116.06)	-
Lease payments	(32,724.93)	(29,680.51)
Right to Use Asset (Net)	(64,578.86)	(14,983.14)
Dividend Paid	-	-
Net cash flow from/ (used in) In financing activities (C)	5,99,941.65	4,00,796.03
Net Increase/(decrease) in cash and cash equivalents (A + B + C)	27,135.55	(41,733.19)
Cash and cash equivalents at the beginning of the year	1,10,353.65	1,52,086.85
Cash and cash equivalents at the end of the year	1,37,489.21	1,10,353.65
Components of cash and cash equivalents		
Cash on hand	45,895.08	32,830.75
With banks	91,594.13	77,522.91
Total cash and cash equivalents (Note 7)	1,37,489.21	1,10,353.65
Summary of significant accounting policies		

6

As per our report of even date

For Mohandas & Associates
Chartered Accountants
ICAI Firm Reg No. 024866
THRISSUR-1
MOHANDAS & ASSOCIATES
CHARTERED ACCOUNTANTS

Mohandas A
[Partner]
Membership no: 036726

Place: Thrissur
Date: 24th August, 2022

For and on behalf of the board of directors of
ICL Fincorp Limited

K G Anilkumar
[Managing Director]
(DIN: 00766739)

Madhavankutty T
[Chief Financial Officer]
Place: Irinjalakuda
Date: 24th August, 2022

Umadevi Anilkumar
[Whole Time Director]
(DIN: 06434467)



ICL Fincorp Limited

Notes to the Consolidated financial statements for the year ended 31-March-2022

(All amounts are in Indian Rupees in thousands unless otherwise stated)

1 CORPORATE INFORMATION

ICL Fincorp Limited ('the Company' or 'the Holding Company') was incorporated as Jawahar Finance Limited on 9th December, 1991 at Chennai. The Company was later renamed to Irinjalakuda Credits & Leasing Company Limited on 26th April, 2004, which was further renamed to ICL Fincorp Limited on 8th May, 2016. The company is a non-deposit accepting Non Banking Financial Company (NBFC) which provides a wide range of fund-based services including Gold loans, Business loans, Hypothecation loans, Property loans etc. The company currently operates through 164 branches spread across country.

The Company has one subsidiary, Salem Erod Investments Limited which is incorporated in India. The date of acquisition was on 17th February, 2020. The Company along with the subsidiary is collectively referred to as "Group"

Salem Erod Investments Limited was incorporated as a non-banking financial company (NBFC) registered with the Reserve Bank of India under the category of Loan Company.

2 BASIS OF PREPARATION

The consolidated financial statements of the Group have been prepared in accordance with Indian Accounting Standards (Ind AS) notified under the Companies (Indian Accounting Standards) Rules, 2015 (as amended from time to time). The consolidated financial statements have been prepared under the historical cost convention, as modified by the application of fair value measurements required or allowed by relevant Accounting Standards. Accounting policies have been consistently applied to all periods presented, unless otherwise stated.

The Group has adopted Indian Accounting Standards ("Ind AS") with effect from 1 April, 2019 and the effective date of transition being 1 April, 2018. Accordingly, the above financial statements have been prepared in accordance with the Indian Accounting Standards prescribed under Section 133 of the Companies Act, 2013 read with relevant rules issued thereunder and other accounting principles generally accepted in India mainly considering the Master Directions issued by the Reserve Bank of India ('RBI') as applicable to a non deposit accepting NBFC. The financial statements for the year ended 31 March, 2019 and the opening Balance Sheet as at 1 April, 2018 have been restated in accordance with Ind AS for comparative information.

The preparation of Consolidated financial statements requires the use of certain critical accounting estimates and assumptions that affect the reported amounts of assets, liabilities, revenues and expenses and the disclosed amount of contingent liabilities. Areas involving a higher degree of judgement or complexity, or areas where assumptions are significant to the Group are discussed in Note 7 - Significant accounting judgements, estimates and assumptions.

The Consolidated financial statements are presented in Indian Rupees (INR) except when otherwise indicated.

3 PRESENTATION OF FINANCIAL STATEMENT

The Consolidated financial statements of the Group are presented as per Schedule III (Division III) of the Companies Act, 2013 applicable to NBFCs, as notified by the Ministry of Corporate Affairs (MCA). Financial assets and financial liabilities are generally reported on a gross basis except when, there is an unconditional legally enforceable right to offset the recognised amounts without being contingent on a future event and the parties intend to settle on a net basis in the following circumstances:

- (i) The normal course of business
- (ii) The event of default
- (iii) The event of insolvency or bankruptcy of the Company and/or its counterparties.

4 STATEMENT OF COMPLIANCE

These Consolidated financial statements of the Group have been prepared in accordance with Indian Accounting Standards as per the Companies (Indian Accounting Standards) Rules, 2015 as amended and notified under Section 133 of the Companies Act, 2013 and the other relevant provisions of the Act.

5 BASIS OF CONSOLIDATION

The consolidated financial statements comprise the financial statements of the Company and its subsidiary as at 31st March, 2022. The Company consolidates a subsidiary when it controls it. Control is achieved when the Group is exposed, or has rights, to variable returns from its involvement with the investee and has the ability to affect those returns through its power over the investee.

Generally, there is a presumption that a majority of voting rights result in control. To support this presumption and when the Group has less than a majority of the voting or similar rights of an investee, the Group considers all relevant facts and circumstances in assessing whether it has power over an investee, including:

The contractual arrangement with the other vote holders of the investee

- Rights arising from other contractual arrangements
- The Group's voting rights and potential voting rights

The size of the Group's holding of voting rights relative to the size and dispersion of the holdings of the other voting rights holders

The Group re-assesses whether or not it controls an investee if facts and circumstances indicate that there are changes to one or more of the three elements of control. Consolidation of a subsidiary begins when the Group obtains control over the subsidiary and ceases when the Group loses control of the subsidiary. Assets, liabilities, income and expenses of a subsidiary acquired or disposed of during the year are included in the consolidated financial statements from the date the Group gains control until the date the Group ceases to control the subsidiary.

For ICL FINCORP LIMITED


Managing Director

For ICL FINCORP LIMITED

Whole Time Director

For ICL FINCORP LIMITED

Chief Financial Officer



ICL Fincorp Limited

Notes to the Consolidated financial statements for the year ended 31-March-2022

(All amounts are in Indian Rupees in thousands unless otherwise stated)

Consolidated financial statements are prepared using uniform accounting policies for like transactions and other events in similar circumstances. If a member of the Group uses accounting policies other than those adopted in the consolidated financial statements for like transactions and events in similar circumstances, appropriate adjustments are made to that Group member's financial statements in preparing the consolidated financial statements to ensure conformity with the Group's accounting policies.

The financial statements of all entities used for the purpose of consolidation are drawn up to same reporting date as that of the parent company, i.e., year ended on 31 March.

Consolidation procedure:

- Combine like items of assets, liabilities, equity, income, expenses and cash flows of the parent with those of its subsidiary. For this purpose, income and expenses of the subsidiary are based on the amounts of the assets and liabilities recognised in the consolidated financial statements at the acquisition date.
- Offset (eliminate) the carrying amount of the parent's investment in subsidiary and the parent's portion of equity of subsidiary. Business combinations policy explains how to account for any related goodwill.
- Eliminate in full intragroup assets and liabilities, equity, income, expenses and cash flows relating to transactions between entities of the Group (profits or losses resulting from intragroup transactions that are recognised in assets, such as inventory and fixed assets, are eliminated in full). Intragroup losses may indicate an impairment that requires recognition in the consolidated financial statements. Ind AS 12 Income Taxes applies to temporary differences that arise from the elimination of profits and losses resulting from intragroup transactions.

Profit or loss and each component of OCI are attributed to the equity holders of the parent of the Group and to the non-controlling interests, even if this results in the non-controlling interests having a deficit balance.

When necessary, adjustments are made to the financial statements of subsidiary to bring their accounting policies in line with the Group's accounting policies. All intra-group assets, liabilities, equity, income, expenses and cash flows relating to transactions between members of the Group are eliminated in full on consolidation.

6 SIGNIFICANT ACCOUNTING POLICIES (ALSO REFER NOTE 2 ABOVE)

Significant Accounting Policies adopted in the Preparation and Presentation of Financial Statements are as under:-

A. FINANCIAL INSTRUMENTS

(I) Classification of financial instruments

The Group classifies its financial assets into the following measurement categories:

- Financial assets to be measured at amortised cost.
- Financial assets to be measured at fair value through other comprehensive income.
- Financial assets to be measured at fair value through profit or loss account.

The classification depends on the contractual terms of the financial assets' cash flows and the Group's business model for managing financial assets. The Group determines its business model at the level that best reflects how it manages groups of financial assets to achieve its business objective. The business model is assessed on the basis of aggregated portfolios based on observable factors. These factors include:

- Reports reviewed by the entity's key management personnel on the performance of the financial assets.
- The risks impacting the performance of the business model (and the financial assets held within that business model) and its management thereof.
- The compensation of the managing teams (for example, whether the compensation is based on the fair value of the assets managed or on the contractual cash flows collected)
- The expected frequency, value and timing of trades. The business model assessment is based on reasonably expected scenarios without taking 'worst case' or 'stress case' scenarios into account.

The Group also assesses the contractual terms of financial assets on the basis of its contractual cash flow characteristics that are solely for the payments of principal and interest on the principal amount outstanding. 'Principal' is defined as the fair value of the financial asset at initial recognition and may change over the life of the financial asset (for example, if there are repayments of principal or amortisation of the premium/discount).

In making this assessment, the Group considers whether the contractual cash flows are consistent with a basic lending arrangement i.e. interest includes only consideration for the time value of money, credit risk, other basic lending risks and a profit margin that is consistent with a basic lending arrangement. Where the contractual terms introduce exposure to risk or volatility that are inconsistent with a basic lending arrangement, the related financial asset is classified and measured at fair value through profit or loss.

The Group classifies its financial liabilities at amortised costs unless it has designated liabilities at fair value through the profit and loss account or is required to measure liabilities at fair value through profit or loss such as derivative liabilities.

For ICL FINCORP LIMITED

Managing Director

For ICL FINCORP LIMITED

Whole Time Director

For ICL FINCORP LIMITED

Chief Financial Officer



ICL Fincorp Limited

Notes to the Consolidated financial statements for the year ended 31-March-2022

(All amounts are in Indian Rupees in thousands unless otherwise stated)

(II) Financial assets measured at amortised cost

These Financial assets comprise bank balances, Loans, investments and other financial assets.

Financial Assets with contractual terms that give rise to cash flows on specified dates, and represent solely payments of principal and interest on the principal amount outstanding; and are held within a business model whose objective is achieved by holding to collect contractual cash flows are measured at amortised cost.

These financial assets are initially recognised at fair value plus directly attributable transaction costs and subsequently measured at amortised cost. Transaction costs are incremental costs that are directly attributable to the acquisition, issue or disposal of a financial asset or a financial liability.

(III) Financial assets measured at fair value through other comprehensive income

Debt instruments

Investments in debt instruments are measured at fair value through other comprehensive income where they have:

- a) contractual terms that give rise to cash flows on specified dates, that represent solely payments of principal and interest on the principal amount outstanding; and
- b) are held within a business model whose objective is achieved by both collecting contractual cash flows and selling financial assets.

These debt instruments are initially recognised at fair value plus directly attributable transaction costs and subsequently measured at fair value. Gains and losses arising from changes in fair value are included in other comprehensive income (a separate component of equity). Impairment losses or reversals, interest revenue and foreign exchange gains and losses are recognised in profit and loss. Upon disposal, the cumulative gain or loss previously recognised in other comprehensive income is reclassified from equity to the statement of profit and loss. As at the reporting date the Group does not have any financial instruments measured at fair value through other comprehensive income.

Equity instruments

Investments in equity instruments are generally accounted for as at fair value through the profit and loss account unless an irrevocable election has been made by management to account for at fair value through other comprehensive income. Such classification is determined on an instrument by instrument basis. Contingent consideration recognised by the Group in a business combination to which Ind AS 103 'Business Combination' applies are measured at fair value through profit and loss account, where amounts presented in other comprehensive income for equity instruments are not subsequently transferred to profit or loss. Dividends on such instruments are recognised in profit or loss. As at the reporting date the Group does not have any equity instruments measured at fair value through other comprehensive income.

(IV) Items at fair value through profit or loss

Items at fair value through profit or loss comprise:

- Investments (including equity shares) held for trading;
- Items specifically designated as fair value through profit or loss on initial recognition; and
- Debt instruments with contractual terms that do not represent solely payments of principal and interest.

Financial instruments held at fair value through profit or loss are initially recognised at fair value, with transaction costs recognised in the statement of profit and loss as incurred. Subsequently, they are measured at fair value and any gains or losses are recognised in the statement of profit and loss as they arise.

Financial instruments held for trading

A financial instrument is classified as held for trading if it is acquired or incurred principally for selling or repurchasing in the near term, or forms part of a portfolio of financial instruments that are managed together and for which there is evidence of short-term profit taking, or it is a derivative not designated in a qualifying hedge relationship.

Trading derivatives and trading securities are classified as held for trading and recognised at fair value.

(V) Debt securities and other borrowed funds

After initial measurement, debt issued and other borrowed funds are subsequently measured at amortised cost. Amortised cost is calculated by taking into account any discount or premium on issue funds, and transaction costs that are an integral part of the Effective Interest Rate (EIR).

(VI) Recognition and derecognition of financial assets and liabilities

A financial asset or financial liability is recognised in the balance sheet when the Group becomes a party to the contractual provisions of the instrument, which is generally on trade date. Loans and receivables are recognised when cash is advanced (or settled) to the borrowers. Financial assets at fair value through profit or loss are recognised initially at fair value. All other financial assets are recognised initially at fair value plus directly attributable transaction costs.

The Group derecognises a financial asset when the contractual cash flows from the asset expire or it transfers its rights to receive contractual cash flows on the financial asset in a transaction in which substantially all the risks and rewards of ownership are transferred. Any interest in transferred financial assets that is created or retained by the Group is recognised as a separate asset or liability. A financial liability is derecognised from the balance sheet when the Group has discharged its obligation or the contract is cancelled or expires.

For ICL FINCORP LIMITED

Managing Director

For ICL FINCORP LIMITED

Whole Time Director

For ICL FINCORP LIMITED

Chief Financial Officer



ICL Fincorp Limited

Notes to the Consolidated financial statements for the year ended 31-March-2022

(All amounts are in Indian Rupees in thousands unless otherwise stated)

(VII) Impairment of financial assets

The Group recognises impairment allowance for expected credit loss on financial assets held at amortised cost. In addition to that the Group has provided for Non-Performing Assets (NPA) as per Prudential Norms of RBI.

The Group recognises loss allowances (provisions) for expected credit losses on its financial assets (including non-fund exposures) that are measured at amortised costs or at fair value through other comprehensive income account. The Group applies a three-stage approach to measuring expected credit losses (ECLs) for the following categories of financial assets that are not measured at fair value through profit or loss:

- debt instruments measured at amortised cost and fair value through other comprehensive income;
- loan commitments.

No ECL is recognised on equity investments.

Financial assets migrate through the following three stages based on the change in credit risk since initial recognition:

Stage 1: ECL

For exposures where there has not been a significant increase in credit risk since initial recognition and that are not credit impaired upon origination, ECL associated with the probability of default events is recognised.

Stage 2: Lifetime ECL – not credit impaired

For exposures where there has been a significant increase in credit risk since initial recognition but are not credit impaired, a lifetime ECL (i.e. reflecting the remaining lifetime of the financial asset) is recognised.

Stage 3: Lifetime ECL – credit impaired

Exposures are assessed as credit impaired when one or more events that have a detrimental impact on the estimated future cash flows of that asset have occurred. For exposures that have become credit impaired, a lifetime ECL is recognised

(VIII) Write-offs

The Group reduces the gross carrying amount of a financial asset when the Group has no reasonable expectations of recovering a financial asset in its entirety or a portion thereof. This is generally the case when the Group determines that the borrower does not have assets or sources of income that could generate sufficient cash flows to repay the amounts subjected to write-offs. Any subsequent recoveries against such loans are credited to the statement of profit and loss.

(IX) Determination of fair value

Fair value is the price that would be received to sell an asset or paid to transfer a liability in an orderly transaction between market participants at the measurement date, regardless of whether that price is directly observable or estimated using another valuation technique. In estimating the fair value of an asset or a liability, the Group takes into account the characteristics of the asset or liability if market participants would take those characteristics into account when pricing the asset or liability at the measurement date. The Financial assets and liabilities are presented in ascending order of their liquidity. Fair value for measurement and/or disclosure purposes in these financial statements is determined on such a basis, except for share-based payment transactions that are within the scope of Ind AS 102, leasing transactions that are within the scope of Ind AS 116, and measurements that have some similarities to fair value but are not fair value, such as value in use in Ind AS 36.

B. REVENUE FROM OPERATIONS

(I) Interest Income

Interest income is recognised by applying the Effective Interest Rate (EIR) to the gross carrying amount of financial assets other than credit-impaired assets.

The EIR in case of a financial asset is computed

- a) As the rate that exactly discounts estimated future cash receipts through the expected life of the financial asset to the gross carrying amount of a financial asset.
- b) By considering all the contractual terms of the financial instrument in estimating the cash flows
- c) Including all fees received between parties to the contract that are an integral part of the effective interest rate, transaction costs, and all other premiums or discounts.

Any subsequent change in the estimation of the future cash flows is recognised in interest income with the corresponding adjustment to the carrying amount of the assets.

(II) Dividend Income

Dividend income is recognised

- a) when the right to receive the payment is established,
- b) it is probable that the economic benefits associated with the dividend will flow to the entity and
- c) the amount of the dividend can be measured reliably.



For ICL FINCORP LIMITED

Managing Director

For ICL FINCORP LIMITED

Whole Time Director

For ICL FINCORP LIMITED

Chief Financial Officer



ICL Fincorp Limited

Notes to the Consolidated financial statements for the year ended 31-March-2022

(All amounts are in Indian Rupees in thousands unless otherwise stated)

(II) Fees & Commission Income

Fees and commissions are recognised when the Group satisfies the performance obligation, at fair value of the consideration received or receivable based on a five-step model as set out below, unless included in the effective interest calculation:

Step 1: Identify contract(s) with a customer: A contract is defined as an agreement between two or more parties that creates enforceable rights and obligations and sets out the criteria for every contract that must be met.

Step 2: Identify performance obligations in the contract: A performance obligation is a promise in a contract with a customer to transfer a good or service to the customer.

Step 3: Determine the transaction price: The transaction price is the amount of consideration to which the Group expects to be entitled in exchange for transferring promised goods or services to a customer, excluding amounts collected on behalf of third parties.

Step 4: Allocate the transaction price to the performance obligations in the contract: For a contract that has more than one performance obligation, the Group allocates the transaction price to each performance obligation in an amount that depicts the amount of consideration to which the Group expects to be entitled in exchange for satisfying each performance obligation.

Step 5: Recognise revenue when (or as) the Group satisfies a performance obligation.

Processing fee which does not form part of effective interest rate is recognised as and when it accrues.

(III) Net gain on Fair value changes

Any differences between the fair values of financial assets classified as fair value through the profit or loss, held by the Group on the balance sheet date is recognised as an unrealised gain / loss. In cases there is a net gain in the aggregate, the same is recognised as Revenue and if there is a net loss the same is disclosed under as Expense in the statement of Profit and Loss.

However, net gain / loss on derecognition of financial instruments classified as amortised cost is presented separately under the respective head in the Statement of Profit and Loss.

C. EXPENSES

(I) Finance costs

Finance costs represents Interest expense recognised by applying the Effective Interest Rate (EIR) to the gross carrying amount of financial liabilities.

The EIR in case of a financial liability is computed

- As the rate that exactly discounts estimated future cash payments through the expected life of the financial liability to the gross carrying amount of the amortised cost of a financial liability.
- By considering all the contractual terms of the financial instrument in estimating the cash flows
- Including all fees received between parties to the contract that are an integral part of the effective interest rate, transaction costs, and all other premiums or discounts.

Any subsequent changes in the estimation of the future cash flows is recognised in interest income with the corresponding adjustment to the carrying amount of the assets.

(II) Employee benefits

Short term employee benefit

All employee benefits payable wholly within twelve months of rendering the service are classified as short-term employee benefits. These benefits include short term compensated absences such as paid annual leave. The undiscounted amount of short-term employee benefits expected to be paid in exchange for the services rendered by employees is recognised as an expense during the period. Benefits such as salaries and wages, etc. and the expected cost of the bonus/ex-gratia are recognised in the period in which the employee renders the related service.

Post-employment employee benefits

a) Defined contribution schemes

All the employees of the Group are entitled to receive benefits under the Provident Fund and Employees State Insurance scheme, defined contribution plans in which both the employee and the Group contribute monthly at a stipulated rate. The Group has no liability for future benefits other than its annual contribution and recognises such contributions as an expense in the period in which employee renders the related service. If the contribution payable to the scheme for service received before the Balance Sheet date exceeds the contribution already paid, the deficit payable to the scheme is recognised as a liability after deducting the contribution already paid. If the contribution already paid exceeds the contribution due for services received before the Balance Sheet date, the excess is recognised as an asset to the extent that the pre-payment will lead to a reduction in future payment or a cash refund.

For ICL FINCORP LIMITED

Managing Director

For ICL FINCORP LIMITED

Whole Time Director

For ICL FINCORP LIMITED

Chief Financial Officer



ICL Fincorp Limited

Notes to the Consolidated financial statements for the year ended 31-March-2022

(All amounts are in Indian Rupees in thousands unless otherwise stated)

b) Defined Benefit schemes

The Group provides for the gratuity, a defined benefit retirement plan covering all employees. The plan provides for lump sum payments to employees upon death while in employment or on separation from employment after serving for the stipulated years mentioned under 'The Payment of Gratuity Act, 1972'. The present value of the obligation under such defined benefit plan is determined based on actuarial valuation, carried out by an independent actuary at each Balance Sheet date, using the Projected Unit Credit Method, which recognizes each period of service as giving rise to an additional unit of employee benefit entitlement and measures each unit separately to build up the final obligation.

The obligation is measured at the present value of the estimated future cash flows. The discount rates used for determining the present value of the obligation under defined benefit plan are based on the market yields on Government Securities as at the Balance Sheet date.

An actuarial valuation involves making various assumptions that may differ from actual developments in the future. These include the determination of the discount rate, attrition rate, future salary increases and mortality rates. Due to the complexities involved in the valuation and its long-term nature, these liabilities are highly sensitive to changes in these assumptions. All assumptions are reviewed annually.

Re-measurement, comprising of actuarial gains and losses are recognized immediately in the balance sheet with a corresponding debit or credit to retained earnings through OCI in the period in which they occur. Re-measurements are not reclassified to profit and loss in subsequent periods.

The Group does not have a scheme of encashment of earned leave. The Earned leave which is not utilized during the year will be automatically lapsed at the end of the year and cannot be carried forward. Hence no provision has been made in the accounts for encashment of leave and carried forward of earned leave.

(III) Leases

Identification of Lease:

The Group's lease asset classes primarily consist of leases for land and buildings. The Group assesses whether a contract contains a lease, at inception of a contract. A contract is, or contains, a lease if the contract conveys the right to control the use of an identified asset for a period of time in exchange for consideration. To assess whether a contract conveys the right to control the use of an identified asset, the Group assesses whether:

- (i) the contract involves the use of an identified asset
- (ii) the Group has substantially all of the economic benefits from use of the asset through the period of the lease and
- (iii) the Group has the right to direct the use of the asset.

At the date of commencement of the lease, the Group recognizes a right-of-use (ROU) asset and a corresponding lease liability for all lease arrangements in which it is a lessee, except for leases with a term of 12 months or less (short-term leases). For these short-term leases, the Group recognizes the lease payments as an operating expense on a straight-line basis over the term of the lease. For arrangements entered into prior to 1 April, 2018, the Group has determined whether the arrangement contain lease on the basis of facts and circumstances existing on the date of transition.

Certain lease arrangements includes the options to extend or terminate the lease before the end of the lease term. ROU assets and lease liabilities includes these options when it is reasonably certain that they will be exercised. The ROU assets are initially recognized at cost, which comprises the initial amount of the lease liability adjusted for ROU assets are depreciated from the commencement date on a straight-line basis over the shorter of the lease term and useful life of the underlying asset. ROU assets are evaluated for recoverability whenever events or changes in circumstances indicate that their carrying amounts may not be recoverable. For the purpose of impairment testing, the recoverable amount (i.e. the higher of the fair value less cost to sell and the value-in-use) is determined on an individual asset basis unless the asset does not generate cash flows that are largely independent of those from other assets. In such cases, the recoverable amount is determined for the Cash Generating Unit (CGU) to which the asset belongs.

The lease liability is initially measured at amortized cost at the present value of the future lease payments. The lease payments are discounted using the interest rate implicit in the lease or, if not readily determinable, using the incremental borrowing rates in the country of domicile of these leases. Lease liabilities are remeasured with a corresponding adjustment to the related ROU asset if the Group changes its assessment of whether it will exercise an extension or a termination option. Lease liability and ROU assets have been separately presented in the Balance Sheet and lease payments have been classified as financing cash flows.

(IV) Other income and expenses

All Other income and expense are recognized in the period they occur.

(V) Impairment of non-financial assets

The carrying amount of assets is reviewed at each balance sheet date if there is any indication of impairment, based on internal/external factors. An impairment loss is recognized wherever the carrying amount of an asset exceeds its recoverable amount. The recoverable amount is the greater of the assets, net selling price and value in use. In assessing value in use, the estimated future cash flows are discounted to their present value using a pre-tax discount rate that reflects current market assessments of the time value of money and risks specific to the asset.

In determining net selling price, recent market transactions are taken into account, if available. If no such transactions can be identified, an appropriate valuation model is used. After impairment, depreciation is provided on the revised carrying amount of the asset over its remaining useful life.

For ICL FINCORP LIMITED

Managing Director

For ICL FINCORP LIMITED

Whole Time Director

For ICL FINCORP LIMITED

Chief Financial Officer



ICL Fincorp Limited

Notes to the Consolidated financial statements for the year ended 31-March-2022

(All amounts are in Indian Rupees in thousands unless otherwise stated)

(VI) Taxes

Current Tax

Current tax assets and liabilities for the current and prior years are measured at the amount expected to be recovered from, or paid to, the taxation authorities. The tax rates and tax laws used to compute the amount are those that are enacted, or substantively enacted, by the reporting date in the countries where the Group operates and generates taxable income.

Current income tax relating to items recognised outside profit or loss is recognised outside profit or loss (either in other comprehensive income or in equity). Current tax items are recognised in correlation to the underlying transaction either in OCI or directly in equity. Management periodically evaluates positions taken in the tax returns with respect to situations in which applicable tax regulations are subject to interpretation and establishes provisions where appropriate.

Deferred tax

Deferred tax assets and liabilities are recognised for temporary differences arising between the tax bases of assets and liabilities and their carrying amounts. Deferred income tax is determined using tax rates (and laws) that have been enacted or substantively enacted by the reporting date and are expected to apply when the related deferred income tax asset is realised or the deferred income tax liability is settled.

Deferred tax assets are only recognised for temporary differences, unused tax losses and unused tax credits if it is probable that future taxable amounts will arise to utilise those temporary differences and losses. Deferred tax assets are reviewed at each reporting date and are reduced to the extent that it is no longer probable that the related tax benefit will be realised.

Deferred tax assets and liabilities are offset where there is a legally enforceable right to offset current tax assets and liabilities and they relate to income taxes levied by the same tax authority on the same taxable entity, or on different tax entities, but they intend to settle current tax liabilities and assets on a net basis or their tax assets and liabilities are realised simultaneously.

Minimum Alternative Tax (MAT)

Minimum alternate tax (MAT) paid in a year is charged to the statement of profit and loss as current tax. Minimum Alternate Tax (MAT) paid in accordance with the tax laws, which gives future economic benefits in the form of adjustment to future income tax liability, is considered as an asset if there is convincing evidence that the Group will pay normal income tax. Accordingly, MAT is recognised as an asset in the Balance Sheet when it is highly probable that future economic benefit associated with it will flow to the Group.

D. CASH AND CASH EQUIVALENTS

Cash and cash equivalents comprise the net amount of short-term, highly liquid investments that are readily convertible to known amounts of cash (short-term deposits with an original maturity of three months or less) and are subject to an insignificant risk of change in value, cheques on hand and balances with banks. They are held for the purposes of meeting short-term cash commitments (rather than for investment or other purposes).

For the purpose of the statement of cash flows, cash and cash equivalents consist of cash and short-term deposits, as defined above.

E. PROPERTY, PLANT AND EQUIPMENT (PPE)

Property, plant and equipment (PPE) are measured at cost less accumulated depreciation and accumulated impairment, (if any). The total cost of assets comprises its purchase price, freight, duties, taxes and any other incidental expenses directly attributable to bringing the asset to the location and condition necessary for it to be capable of operating in the manner intended by the management. Changes in the expected useful life are accounted for by changing the amortisation period or methodology, as appropriate, and treated as changes in accounting estimates.

Subsequent expenditure related to an item of tangible asset are added to its gross value only if it increases the future benefits of the existing asset, beyond its previously assessed standards of performance and cost can be measured reliably. Other repairs and maintenance costs are expensed off as and when incurred.

Depreciation

Depreciation is calculated using the Written Down Value (WDV) method to write down the cost of property and equipment to their residual values over their estimated useful lives. Land is not depreciated.

The estimated useful lives are, as follows:

Particulars	Useful life estimated by Group (Years)
Building	60
Furniture And Fixtures	10
Electrical Installations & Equipments	10
Motor Vehicles	8
Office Equipments	5
Computer And Accessories	3

The residual values, useful lives and methods of depreciation of property, plant and equipment are reviewed at each financial year end and adjusted prospectively, if appropriate. Property plant and equipment is derecognised on disposal or when no future economic benefits are expected from its use. Any gain or loss arising on derecognition of the asset (calculated as the difference between the net disposal proceeds and the carrying amount of the asset) is recognised in other income /expense in the statement of profit and loss in the year the asset is derecognised. The date of disposal of an item of property, plant and equipment is the date the recipient obtains control of that item in accordance with the requirements for determining when a performance obligation is satisfied in Ind AS 115.

For ICL FINCORP LIMITED

Managing Director

For ICL FINCORP LIMITED

Whole Time Director

For ICL FINCORP LIMITED

Chief Financial Officer



ICL Fincorp Limited

Notes to the Consolidated financial statements for the year ended 31-March-2022

(All amounts are in Indian Rupees in thousands unless otherwise stated)

F. INTANGIBLE ASSETS

An intangible asset is recognised only when its cost can be measured reliably and it is probable that the expected future economic benefits that are attributable to it will flow to the Group.

Intangible assets acquired separately are measured on initial recognition at cost. The cost of an intangible asset comprises its purchase price and any directly attributable expenditure on making the asset ready for its intended use and net of any trade discounts and rebates. Following initial recognition, intangible assets are carried at cost less any accumulated amortisation and any accumulated impairment losses.

The useful lives of intangible assets are assessed to be either finite or indefinite. Intangible assets with finite lives are amortised over the useful economic life. The amortisation period and the amortisation method for an intangible asset with a finite useful life are reviewed at least at each financial year-end. Changes in the expected useful life, or the expected pattern of consumption of future economic benefits embodied in the asset, are accounted for by changing the amortisation period or methodology, as appropriate, which are then treated as changes in accounting estimates. The amortisation expense on intangible assets with finite lives is presented as a separate line item in the statement of profit and loss. Amortisation on assets acquired/sold during the year is recognised on a pro-rata basis to the Statement of Profit and Loss from / upto the date of acquisition/sale.

Amortisation is calculated using the straight-line method to write down the cost of intangible assets to their residual values over their estimated useful lives. Intangible assets comprising of software are amortised on a straight-line basis over a period of 6 years, unless it has a shorter useful life.

The Group's intangible assets consist of computer software with definite life.

G. PROVISIONS

Provisions are recognised when the enterprise has a present obligation (legal or constructive) as a result of past events, and it is probable that an outflow of resources embodying economic benefits will be required to settle the obligation, and a reliable estimate can be made of the amount of the obligation.

H. CONTINGENT LIABILITIES

A contingent liability is a possible obligation that arises from past events whose existence will be confirmed by the occurrence or non-occurrence of one or more uncertain future events beyond the control of the Group or a present obligation that is not recognized because it is not probable that an outflow of resources will be required to settle the obligation. A contingent liability also arises in extremely rare cases where there is a liability that cannot be recognized because it cannot be measured reliably. The Group does not recognize a contingent liability but discloses its existence in the financial statements.

I. EARNINGS PER SHARE

The Group reports basic and diluted earnings per share in accordance with Ind AS 33 on Earnings per share. Basic EPS is calculated by dividing the net profit or loss for the year attributable to equity shareholders (after deducting preference dividend and attributable taxes) by the weighted average number of equity shares outstanding during the year.

For the purpose of calculating diluted earnings per share, the net profit or loss for the year attributable to equity shareholders and the weighted average number of shares outstanding during the year are adjusted for the effects of all dilutive potential equity shares. Dilutive potential equity shares are deemed converted as of the beginning of the period, unless they have been issued at a later date. In computing the dilutive earnings per share, only potential equity shares that are dilutive and that either reduces the earnings per share or increases loss per share are included.

J. BUSINESS COMBINATION

The Group applies the acquisition method to account for business combinations. The consideration transferred for the acquisition of a subsidiary comprises of the,

- fair values of the assets transferred,
- liabilities incurred to the former owners of the acquired business,
- equity interests issued by the Group and
- fair value of any asset or liability resulting from a contingent consideration arrangement

Identifiable assets acquired and liabilities and contingent liabilities assumed in a business combination are measured initially at their fair values at the acquisition date. The excess of the fair value of consideration over the identifiable net asset acquired is recorded as goodwill. If the consideration is lower, the gain is recognised directly in equity as capital reserve. In case, business acquisition is classified as bargain purchase, the aforementioned gain is recognised in the other comprehensive income and accumulated in equity as capital reserve. The Group recognises any noncontrolling interest in the acquired entity at fair value.

For ICL FINCORP LIMITED

Managing Director

For ICL FINCORP LIMITED

Whole Time Director

For ICL FINCORP LIMITED

Chief Financial Officer



ICL Fincorp Limited

Notes to the Consolidated financial statements for the year ended 31-March-2022

(All amounts are in Indian Rupees in thousands unless otherwise stated)

Changes in ownership that do not result in a change of control are accounted for as equity transactions and therefore do not have any impact on goodwill. The difference between consideration and the non-controlling share of net assets acquired is recognised within equity. Business combinations involving entities or businesses under common control are accounted for using the pooling of interest method. Under pooling of interest method, the assets and liabilities of the combining entities are reflected at their carrying amounts, with adjustments only to harmonise accounting policies. Acquisition-related costs are expensed as incurred.

If the business combination is achieved in stages, the acquisition date carrying value of the acquirer's previously held equity interest in the acquiree is re-measured to fair value at the acquisition date; any gains or losses arising from such remeasurement are recognised in profit or loss or other comprehensive income, as appropriate.

If the initial accounting for a business combination can be determined only provisionally by the end of the first reporting period, the business combination is accounted for using provisional amounts. Adjustments to provisional amounts, and the recognition of newly identified asset and liabilities, must be made within the 'measurement period' where they reflect new information obtained about facts and circumstances that were in existence at the acquisition date. The measurement period cannot exceed one year from the acquisition date and no adjustments are permitted after one year except to correct an error.

Any contingent consideration to be transferred by the Group is recognised at fair value at the acquisition date. Subsequent changes to the fair value of the contingent consideration that is deemed to be an asset or liability is recognised in the statement of profit and loss. Contingent consideration that is classified as equity is not re-measured, and its subsequent settlement is accounted for within equity.

7 SIGNIFICANT ACCOUNTING JUDGEMENTS, ESTIMATES AND ASSUMPTIONS

The preparation of financial statements in conformity with the Ind AS requires the management to make judgments, estimates and assumptions that affect the reported amounts of revenues, expenses, assets and liabilities and the grouping disclosure and the disclosure of contingent liabilities, at the end of the reporting period. Estimates and underlying assumptions are reviewed on an ongoing basis. Revisions to accounting estimates are recognised in the period in which the estimates are revised and future periods are affected. Although these estimates are based on the management's best knowledge of current events and actions, uncertainty about these assumptions and estimates could result in the outcomes requiring a material adjustment to the carrying amounts of assets or liabilities in future periods. In particular, information about significant areas of estimation, uncertainty and critical judgments in applying accounting policies that have the most significant effect on the amounts recognized in the financial statements is included in the following notes:

A. BUSINESS MODEL ASSESSMENT

Classification and measurement of financial assets depends on the results of the SPPI and the business model test. The Group determines the business model at a level that reflects how groups of financial assets are managed together to achieve a particular business objective. This assessment includes judgement reflecting all relevant evidence including how the performance of the assets is evaluated and their performance measured, the risks that affect the performance of the assets and how these are managed and how the managers of the assets are compensated. The Group monitors financial assets measured at amortised cost or fair value through other comprehensive income that are derecognised prior to their maturity to understand the reason for their disposal and whether the reasons are consistent with the objective of the business for which the asset was held. Monitoring is part of the Group's continuous assessment of whether the business model for which the remaining financial assets are held continues to be appropriate and if it is not appropriate whether there has been a change in business model and so a prospective change to the classification of those assets.

B. DEFINED EMPLOYEE BENEFIT ASSETS AND LIABILITIES

The cost of the defined benefit gratuity plan and the present value of the gratuity obligation are determined using actuarial valuations. An actuarial valuation involves making various assumptions that may differ from actual developments in the future. These include the determination of the discount rate; future salary increases and mortality rates. Due to the complexities involved in the valuation and its long-term nature, a defined benefit obligation is highly sensitive to changes in these assumptions. All assumptions are reviewed annually.

C. FAIR VALUE MEASUREMENT

When the fair values of financial assets and financial liabilities recorded in the balance sheet cannot be measured based on quoted prices in active markets, their fair value is measured using various valuation techniques. The inputs to these models are taken from observable markets where possible, but where this is not feasible, a degree of judgment is required in establishing fair values. Judgments include considerations of inputs such as liquidity risk, credit risk and volatility. Changes in assumptions about these factors could affect the reported fair value of financial instruments.

For ICL FINCORP LIMITED


Managing Director

For ICL FINCORP LIMITED

Whole Time Director

For ICL FINCORP LIMITED

Chief Financial Officer



ICL Fincorp Limited

Notes to the Consolidated financial statements for the year ended 31-March-2022

(All amounts are in Indian Rupees in thousands unless otherwise stated)

D. IMPAIRMENT OF LOANS PORTFOLIO

The measurement of impairment losses across all categories of financial assets requires judgement, in particular, the estimation of the amount and timing of future cash flows and collateral values when determining impairment losses and the assessment of a significant increase in credit risk. These estimates are driven by a number of factors, changes in which can result in different levels of allowances. It has been the Group's policy to regularly review its models in the context of actual loss experience and adjust when necessary. The impairment loss on loans and advances is disclosed in more detail in Note 10 Overview of ECL principles. In case, higher provisions are to be considered as per the prudential norms of the Reserve Bank of India, they are considered and routed through Impairment Reserves.

E. CONTINGENT LIABILITIES AND PROVISIONS OTHER THAN IMPAIRMENT ON LOAN PORTFOLIO

The Group operates in a regulatory and legal environment that, by nature, has a heightened element of litigation risk inherent to its operations. As a result, it is involved in various litigation, arbitration in the ordinary course of the Group's business. When the Group can reliably measure the outflow of economic benefits in relation to a specific case and considers such outflows to be probable, the Group records a provision against the case. Where the probability of outflow is considered to be remote, or probable, but a reliable estimate cannot be made, a contingent liability is disclosed. Given the subjectivity and uncertainty of determining the probability and amount of losses, the Group takes into account a number of factors including legal advice, the stage of the matter and historical evidence from similar incidents. Significant judgement is required to conclude on these estimates.

F. EFFECTIVE INTEREST RATE (EIR) METHOD

The Group's EIR methodology, recognises interest income / expense using a rate of return that represents the best estimate of a constant rate of return over the expected behavioural life of loans given / taken and recognises the effect of potentially different interest rates at various stages and other characteristics of the product life cycle (including prepayments and penalty, interest and charges). This estimation, by nature, requires an element of judgement regarding the expected behaviour and life-cycle of the instruments and other fee income/expense that are integral parts of the instrument.

G. OTHER ESTIMATES

These include contingent liabilities, useful lives of tangible and intangible assets etc.

For ICL FINCORP LIMITED


Managing Director

For ICL FINCORP LIMITED

Whole Time Director

For ICL FINCORP LIMITED

Chartered Accountant



ICL Fincorp Limited**Notes to the Consolidated financial statements for the year ended 31-March-2022***(All amounts are in Indian Rupees in thousands unless otherwise stated)***8 Cash and Cash Equivalents**

	As at 31-Mar-2022	As at 31-Mar-2021
Cash on hand	45,895.08	32,830.75
Balance with Banks	91,594.13	77,522.91
Total	1,37,489.21	1,10,353.65

9 Bank Balances other than above

	As at 31-Mar-2022	As at 31-Mar-2021
Bank Deposit with more than 3 months maturity but less than 12 months	50,000.00	5,088.02
Earmarked balances with banks:		
For unpaid dividend	109.03	155.36
Debenture trustee account	5,246.07	4,931.56
Share application money due for refund		
Total	55,355.10	10,174.94

For ICL FINCORP LIMITED

Managing Director

For ICL FINCORP LIMITED

Whole Time Director

For ICL FINCORP LIMITED

Chief Financial Officer



ICL Fincorp Limited

Notes to the Consolidated financial statements for the year ended 31-March-2022

(All amounts are in Indian Rupees in thousands unless otherwise stated)

10 Loans

As at 31-Mar-2022					
	Amortised Cost	At Fair value		Subtotal	Total
		Through Other Comprehensive Income	Through profit or loss		
Loans					
(A)					
i) Loans repayable on demand					
Gold Loan	34,08,461.50	-	-	-	34,08,461.50
Personal Loan	6,512.16	-	-	-	6,512.16
Other	7,055.39	-	-	-	7,055.39
ii) Term Loans					
Gold Loan	34,078.00	-	-	-	34,078.00
Hypothecation Loan	1,878.25	-	-	-	1,878.25
Business Loan	5,756.86	-	-	-	5,756.86
Related Party#	62,946.70	-	-	-	62,946.70
Property Loan	406.13	-	-	-	406.13
Personal Loan	1,134.96	-	-	-	1,134.96
Total (A)- Gross	35,28,229.95	-	-	-	34,65,283.25
Less: Impairment loss allowance	11,449.03	-	-	-	11,449.03
Total (A)- Net	35,16,780.93	-	-	-	34,53,834.22
(B)					
i) Secured by tangible assets					
ii) Unsecured	34,50,580.74	-	-	-	34,50,580.74
	77,649.21	-	-	-	77,649.21
Total (B)- Gross	35,28,229.95	-	-	-	35,28,229.95
Less: Impairment loss allowance	11,449.03	-	-	-	11,449.03
Total (B)- Net	35,16,780.93	-	-	-	35,16,780.93

For ICL Fincorp Limited

Manoj
Managing Director

For ICL Fincorp Limited

Manoj
Whole Time Director

For ICL Fincorp Limited

Manoj
Chief Financial Officer



ICL Fincorp Limited

Notes to the Consolidated financial statements for the year ended 31-March-2022

(All amounts are in Indian Rupees in thousands unless otherwise stated)

10 Loans(Contd)

(C)			
(i)Loans in India			
ii)Public Sector			
iii)Others			
Total (C) (i)-Gross	35,28,229.95		35,28,229.95
Less:Impairment loss allowance	11,449.03		11,449.03
Total (C) (i)-Net	35,16,780.93		35,16,780.93

#This amount includes ₹2,58,90,344/- to ICL Tours and Travels Private Limited. It represents the amount of expenditure incurred for and on behalf of the specified companies, which are treated as advances and the Company is charging interest @ 13% per annum and the same is disclosed under Note No. 9. This amount is to be repaid within a period of four years from the date of incurring of expenses as per the Memorandum of Understanding entered into with the companies. It also includes Loan against Property of ₹3,70,56,361/- granted to Mr.K G Anilkumar, Managing Director of the company and interest is charged @ 15% per annum.

Loans and advances due by directors or other officers of the company or any of them either severally or jointly with any other persons

Amounts due by firms or private companies in which any director is a partner or a director or a member

	Nil	Nil	Nil	37,056.36
	Nil	Nil	Nil	25,890.34

For ICL Fincorp Limited

[Signature]
Managing Director

For ICL Fincorp Limited

[Signature]
Whole Time Director

For ICL Fincorp Limited

[Signature]
Chief Financial Officer



ICL Fincorp Limited

Notes to the Consolidated financial statements for the year ended 31-March-2022

(All amounts are in Indian Rupees in thousands unless otherwise stated)

10 Loans(Contd)

As at 31-Mar-2021					
	Amortised Cost	At Fair value		Subtotal	Total
		Through Other Comprehensive Income	Through profit or loss		
Loans					
(A)					
i)Loans repayable on demand					
Gold Loan	27,84,470.37	-	-	-	27,84,470.37
Personal Loan	8,196.29	-	-	-	8,196.29
Related Party#	6,859.42	-	-	-	6,859.42
Other	7,055.39	-	-	-	7,055.39
ii)Term Loans					
Gold Loan	31,901.90	-	-	-	31,901.90
Hypothecation Loan	2,156.94	-	-	-	2,156.94
Business Loan	35,858.21	-	-	-	35,858.21
Related Party#	1,35,598.77	-	-	-	1,35,598.77
Property Loan	406.13	-	-	-	406.13
Personal Loan	15,536.13	-	-	-	15,536.13
Total (A)- Gross	30,28,039.55	-	-	-	28,92,440.78
Less:Impairment loss allowance					
Total (A)- Net	11,612.74	-	-	-	11,612.74
(B)	30,16,426.81	-	-	-	28,80,828.04
i)Secured by tangible assets	28,54,793.56	-	-	-	28,54,793.56
ii)Unsecured	37,647.22	-	-	-	37,647.22
Total (B)- Gross	28,92,440.78	-	-	-	28,92,440.78
Less:Impairment loss allowance	11,612.74	-	-	-	11,612.74
Total (B)- Net	28,80,828.04	-	-	-	28,80,828.04

For ICL FINCORP LIMITED

Signature
Managing Director

For ICL FINCORP LIMITED

Signature
Whole Time Director

For ICL FINCORP LIMITED

Signature
Chief Financial Officer



ICL Fincorp Limited

Notes to the Consolidated financial statements for the year ended 31-March-2022 (All amounts are in Indian Rupees in thousands unless otherwise stated)

10 Loans(Contd)

(C)		
(I)Loans in India		
i)Public Sector		
ii)Others	30,28,039.55	30,28,039.55
Total (C) (I)-Gross	30,28,039.55	30,28,039.55
Less:Impairment loss allowance	11,612.74	11,612.74
Total (C) (I)-Net	30,16,426.81	30,16,426.81

#This amount includes ₹2,58,90,344/- to ICL Tours and Travels Private Limited and ₹68,59,418/- to ICL Chits Limited. It represents the amount of expenditure incurred for and on behalf of the specified companies, which are treated as advances and the Company is charging interest @ 13% per annum and the same is disclosed under Note No. 9. This amount is to be repaid within a period of four years from the date of incurring of expenses as per the Memorandum of Understanding entered into with the companies. It also includes Loan against Property of ₹ 9,66,15,71 granted to Mr.K.G Anilkumar, Managing Director of the company and interest is charged @ 15% per annum.

Loans and advances due by directors or other officers of the company or any of them either severally or jointly with any other persons

96,615.71	Nil	Nil	96,615.71
-----------	-----	-----	-----------

Amounts due by firms or private companies in which any director is a partner or a director or a member

38,983.06	Nil	Nil	38,983.06
-----------	-----	-----	-----------

For ICL Fincorp Limited


[Signature]
Managing Director

For ICL Fincorp Limited

[Signature]
Whole Time Director

For ICL Fincorp Limited

[Signature]
Chief Financial Officer



ICL Fincorp Limited


Notes to the Consolidated financial statements for the year ended 31-March-2022
(All amounts are in Indian Rupees in thousands unless otherwise stated)

10 Loans(Contd)

Summary of ECL provisions

Particulars	FY 2021-22			
	Stage 1	Stage 2	Stage 3	Total
i)Gold Loan	1,034.06			8,919.31
ii)Hypothecation Loan		2,236.59	5,648.66	206.61
iii)Business Loan		4.88	201.73	863.53
iv)Property Loan		850.09	13.44	40.61
v)Personal Loan			40.61	713.43
vi)Related Party			713.43	
vii)Other Loan			705.54	
Total closing ECL provisions	1,034.06	3,091.55	7,323.42	11,449.03
Particulars	FY 2020-21			
	Stage 1	Stage 2	Stage 3	Total
i)Gold Loan	5,054.96			7,323.67
ii)Hypothecation Loan	0.21	459.16	1,809.54	222.03
iii)Business Loan		3.79	218.03	2,378.30
iv)Property Loan			2,378.30	40.61
v)Personal Loan			40.61	663.07
vi)Related Party	12.16		650.91	279.52
vii)Other Loan	113.35	166.17		705.54
Total closing ECL provisions	5,180.69	629.12	5,802.93	11,612.74

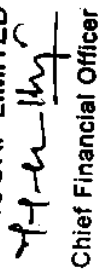
For ICL Fincorp Limited


Managing Director

For ICL Fincorp Limited


Whole Time Director

For ICL Fincorp Limited


Chief Financial Officer



ICL Fincorp Limited

Notes to the Consolidated financial statements for the year ended 31-March-2022

(All amounts are in Indian Rupees in thousands unless otherwise stated)

11 Investments	At Fair Value				Total
	Amortised Cost	Through Other Comprehensive income	Through Profit or Loss	Designated at fair value through profit or	
As at 31-Mar-2022					
Mutual funds	-	-	8,525.47	-	8,525.47
Government securities	-	-	-	-	-
Other Companies	-	-	22,279.18	-	22,279.18
Equity Instruments	-	-	-	-	-
Others (Quoted)	-	-	10,364.69	-	10,364.69
Total Gross (A)	-	-	41,169.33	-	41,169.33
Investment Outside India	-	-	-	-	-
Investment In India	-	-	41,169.33	-	-
Total Gross (B)	-	-	41,169.33	-	41,169.33
Less : Allowance for impairment loss (C)	-	-	-	-	-
Total - Net (D) = (A) - (C)	-	-	41,169.33	-	41,169.33
As at 31-Mar-2021					
Mutual funds	-	-	8,014.64	-	8,014.64
Government securities	-	-	-	-	-
Other Companies	-	-	12,139.25	-	12,139.25
Equity Instruments	-	-	-	-	-
Others (Quoted)	-	-	8,110.25	-	8,110.25
Total Gross (A)	-	-	28,264.15	-	28,264.15
Investment Outside India	-	-	-	-	-
Investment In India	-	-	28,264.15	-	-
Total Gross (B)	-	-	28,264.15	-	28,264.15
Less : Allowance for impairment loss (C)	-	-	-	-	-
Total - Net (D) = (A) - (C)	-	-	28,264.15	-	28,264.15


For ICL Fincorp Limited


Managing Director

For ICL Fincorp Limited


Whole Time Director

For ICL Fincorp Limited


Chief Financial Officer



ICL Fincorp Limited
Notes to the Consolidated financial statements for the year ended 31-March-2022

(All amounts are in Indian Rupees in thousands unless otherwise stated)

11 Investments (Contd)
Details of Investments in Equity Instruments and Mutual Funds

Name of Body Corporate	As at 31-Mar-2022		As at 31-Mar-2021	
	Quantity of Shares	Market value	Quantity of Shares	Market value
Aarti Drugs Ltd.	-	-	500	347.15
Action Construction Equipment Ltd.	1000	240.50	-	-
Adani Ports & Special Economic Zone Ltd.	-	-	250	175.60
Ahlada Engineers Ltd.	500	50.30	-	-
ANG Lifesciences India Ltd.	250	58.65	-	-
Aurobindo Pharma Ltd.	500	334.28	-	-
Bajaj Electricals Ltd.	-	-	100	97.66
BF Utilities Ltd.	1000	308.35	-	-
Bharat Electronics Ltd.	-	-	1000	125.10
Bharat Gears Ltd.	500	71.85	-	-
Bharat Petroleum Corporation Ltd.	-	-	1000	427.95
Bharat Rasayan Ltd.	-	-	20	188.31
Bharti Airtel Ltd.	-	-	500	258.65
Birlasoft Ltd.	250	113.74	-	-
Britannia Industries Ltd.	-	-	100	362.51
Canara Bank	500	113.88	-	-
CESC Ltd.	-	-	250	148.39
Dilip Buildcon Ltd.	-	-	250	145.00
Divi's Laboratories Ltd.	-	-	100	362.28
Exide Industries Ltd.	500	75.55	-	-
Fortis Healthcare Ltd.	1000	290.40	-	-
Future Consumer Ltd.	5000	22.75	-	-
Go Fashion (India) Ltd.	100	101.15	-	-
Gold Benchmark Exchange Traded Scheme	1000	44.12	2000	76.34
Graphite India Ltd.	500	251.43	-	-
GTL Infrastructure Ltd.	10000	15.00	-	-
Happiest Minds Technologies Ltd.	500	528.33	-	-
HDFC Life Insurance Company Ltd.	500	269.10	-	-
Heidelberg Cement India Ltd.	1000	189.60	-	-
Hindalco Industries Ltd.	-	-	500	163.43
Hindustan Oil Exploration Company Ltd.	1000	219.90	-	-
Hindustan Petroleum Corporation Ltd.	-	-	750	175.88
HP Adhesives Ltd.	1150	450.11	-	-
ICICI Bank Ltd.	250	182.58	-	-
ICICI Prudential Life Insurance Company Ltd.	-	-	500	222.80
India Pesticides Ltd.	2000	538.40	-	-
Indiabulls Real Estate Ltd.	1000	101.40	-	-
Indian Energy Exchange Ltd.	1000	224.70	-	-
Indian Oil Corporation Ltd.	-	-	500	45.93
Indian Railway Finance Corporation Ltd.	10000	214.50	10000	229.00
IOL Chemicals and Pharmaceuticals Ltd.	250	88.43	-	-
Jindal Stainless(Hisar) Ltd	-	-	500	62.53
JK Tyre & Industries Ltd.	500	58.68	-	-
Jyothy Labs Ltd.	500	73.73	-	-
Karur Vysya Bank Ltd.	1000	46.30	1000	55.60
Kaveri Seed Company Ltd.	200	109.40	-	-
Kings Infra Ventures Ltd	-	-	1000	24.80
KIOCL Ltd.	1000	208.70	-	-
Kopran Ltd.	500	140.48	-	-
L&T Finance Holdings Ltd.	2000	161.20	-	-
Laxmi Organic Industries Ltd.	500	199.70	-	-
Lemon Tree Hotels Ltd	-	-	6000	222.00
LIC Housing Finance Ltd.	1000	358.95	750	321.15

For ICL Fincorp Limited

For ICL Fincorp Limited

For ICL Fincorp Limited

Managing Director

Whole Time Director

Chief Financial Officer



ICL Fincorp Limited
Notes to the Consolidated financial statements for the year ended 31-March-2022

(All amounts are in Indian Rupees in thousands unless otherwise stated)

11 Investments (Contd)
Details of Investments in Equity Instruments and Mutual Funds

Name of Body Corporate	As at 31-Mar-2022		As at 31-Mar-2021	
	Quantity of Shares	Market value	Quantity of Shares	Market value
Likhitha Infrastructure Ltd.	500	144.73	-	-
Lupin Ltd.	500	373.53	-	-
Mahindra & Mahindra Financial Services Ltd.	500	79.58	-	-
Manappuram Finance Ltd.	-	-	500	74.60
Marksans Pharma Ltd.	3000	136.50	-	-
Mishra Dhatu Nigam Ltd.	200	33.13	200	35.37
Power Grid Corporation of India Ltd.	-	-	500	107.83
Radico Khaitan Ltd.	1500	1,331.93	-	-
Railtel Corporation of India Ltd.	1000	84.10	1000	126.80
Raymond Ltd.	100	85.47	-	-
Reliance Communications Ltd.	15000	39.75	15000	25.50
Shakti Pumps (India) Ltd.	1000	459.15	-	-
South Indian Bank Ltd.	-	-	30000	247.50
State Bank of India	-	-	500	182.15
Strides Pharma Science Ltd.	1000	346.60	-	-
Tourism Finance Corporation of India Ltd.	-	-	1000	61.60
Venky's (India) Ltd	-	-	1250	1,944.50
Vodafone Idea Ltd.	27500	265.38	27500	254.38
Wockhardt Ltd.	750	197.70	-	-
WOCKHARDT LTD	225	11.27	-	-
YES Bank Ltd.	26000	319.80	26000	405.60
Zee Entertainment Enterprises Ltd.	-	-	2000	406.40
SUB TOTAL		10,364.69		8,110.25
Total Mutual Fund				
DSP BLACK ROCK Tax Saver Fund (D) (FV: Rs. 10/-)	200797.00	3,910.72	200797	3,484.43
AXIS LONG TERM EQUITY FUND (D) (FV: Rs. 10/-)	150706.00	3,639.11	150706	3,536.17
Aditya Birla Sun Life Tax Relief96 (D) (FV: Rs. 10/-)	6157.00	975.64	6157	994.05
SUB TOTAL		8,525.47		8,014.64
TOTAL ₹		18,890.16		16,124.90

For ICL FINCORP LIMITED

Managing Director

For ICL FINCORP LIMITED

Whole Time Director

For ICL FINCORP LIMITED

Chief Financial Officer



ICL Fincorp Limited**Notes to the Consolidated financial statements for the year ended 31-March-2022***(All amounts are in Indian Rupees in thousands unless otherwise stated)***12 Other Financial Asset**

	As at 31-Mar-2022	As at 31-Mar-2021
Interest accrued on loan portfolio	2,04,946.88	1,50,330.76
Security deposits	46,129.31	38,352.65
Balance with Demat account(Kotak Securities)	1,796.71	213.16
Other Receivables	3,978.29	2,713.12
Total	2,56,851.19	1,91,609.68

13 Current tax assets

	As at 31-Mar-2022	As at 31-Mar-2021
Advance Income Tax & Tax Deducted at Source	34,067.67	33,123.98
Total	34,067.67	33,123.98

For ICL FINCORP LIMITED

Managing Director

For ICL FINCORP LIMITED

Whole Time Director

For ICL FINCORP LIMITED

Chief Financial Officer



ICL Fincorp Limited

Notes to the Consolidated financial statements for the year ended 31-March-2022

(All amounts are in Indian Rupees in thousands unless otherwise stated)

14(A) Property, Plant and Equipment

	Land	Building	Electrical Installations & Equipments	Furniture and fixtures	Office Equipments	Motor Vehicles	Computer and accessories	Total ₹
Cost or valuation								
At 1-Apr-2020	19,607.37	3,312.22	17,262.65	98,241.72	18,807.15	16,652.00	22,496.78	1,96,379.88
Additions	-	-	1,949.01	26,126.26	13,469.78	-	3,193.56	44,738.60
Disposals	-	-	28.10	202.03	-	-	170.66	400.79
Write off	-	-	-	-	-	-	-	-
As at 31-Mar-2021	19,607.37	3,312.22	19,183.56	1,24,165.94	32,276.93	16,652.00	25,519.67	2,40,717.69
Additions	6,696.40	50,544.00	6,108.22	48,621.85	38,339.21	10,939.67	11,361.03	1,72,610.37
Disposals	-	-	275.90	668.00	-	-	-	943.90
Write off	-	-	-	-	-	-	-	-
As at 31-Mar-2022	26,303.77	53,856.22	25,015.88	1,72,119.80	70,616.14	27,591.66	36,880.70	4,12,384.16
Depreciation								
At 1-Apr-2020	-	529.71	8,967.27	45,600.72	12,692.96	3,711.92	18,161.37	89,663.93
Charge for the year	-	135.14	2,274.79	14,612.57	4,387.29	4,030.12	3,025.18	28,465.09
Disposals	-	-	2.40	17.35	-	-	37.21	56.95
Write off	-	-	-	-	-	-	-	-
As at 31-Mar-2021	-	664.84	11,239.66	60,195.94	17,080.25	7,742.03	21,149.33	1,18,072.06
Charge for the period	-	1,113.52	2,597.71	21,045.14	13,218.37	5,178.78	5,997.45	49,150.97
Disposals	-	-	153.41	542.84	-	-	-	696.25
Write off	-	-	-	-	-	-	-	-
As at 31-Mar-2022	-	1,778.37	13,683.96	80,698.24	30,298.61	12,920.81	27,146.79	1,66,526.78
Net Block								
At 1-Apr-2020	19,607.37	2,782.52	8,295.39	52,641.00	6,114.19	12,940.08	4,335.41	1,06,715.95
As at 31-Mar-2021	19,607.37	2,647.38	7,943.90	63,970.00	15,196.68	8,909.97	4,370.34	1,22,645.63
As at 31-Mar-2022	26,303.77	52,077.85	11,331.91	91,421.56	40,317.52	14,670.85	9,733.91	2,45,857.38

For ICL Fincorp Limited


Managing Director

For ICL Fincorp Limited

Whole Time Director

For ICL Fincorp Limited

Chief Financial Officer



ICL Fincorp Limited**Notes to the Consolidated financial statements for the year ended 31-March-2022***(All amounts are in Indian Rupees in thousands unless otherwise stated)***14(B) Capital work in progress**

	As at 31-Mar-2022	As at 31-Mar-2021
Capital work in progress	7,149.14	7,149.14
Total	7,149.14	7,149.14

Capital work in progress ageing schedule**As at 31-March-2022**

CWIP	Amount in CWIP for a period of				Total
	Less than 1 year	1-2 years	2-3 years	More than 3 years	
Projects in progress	-	312.35	2,668.77	4,168.02	7,149.14
Projects temporarily suspended	-	-	-	-	-

As at 31-March-2021

Particulars	Outstanding for following periods from due date of payment				Total
	Less than 1 year	1-2 years	2-3 years	More than 3 years	
Projects in progress	312.35	2,668.77	-	4,168.02	7,149.14
Projects temporarily suspended	-	-	-	-	-

For ICL FINCORP LIMITED


Managing Director

For ICL FINCORP LIMITED

Whole Time Director

For ICL FINCORP LIMITED

Chief Financial Officer



ICL Fincorp Limited**Notes to the Consolidated financial statements for the year ended 31-March-2022***(All amounts are in Indian Rupees in thousands unless otherwise stated)***14(C) Right-of-Use Asset**

	Total ₹
Building	
At 1-Apr-2020	
Additions	98,522.08
Disposals	14,983.14
As at 31-Mar-2021	
Additions	1,13,505.22
Disposals	64,578.86
As at 31-Mar-2022	1,78,084.08
Depreciation	
At 1-Apr-2020	
Charge for the year	49,779.83
Disposals	24,706.03
As at 31-Mar-2021	74,485.86
Charge for the period	30,440.92
Disposals	
As at 31-Mar-2022	1,04,926.78
Net Right-of-use asset	
At 1-Apr-2020	
As at 31-Mar-2021	48,742.25
As at 31-Mar-2022	39,019.36
As at 31-Mar-2022	73,157.30

14(C) Lease Liability

Balance at the beginning as on 01-04-2020	44,164.59
Additions	13,561.37
Finance cost accrued during the year	8,975.24
Deletions	514.30
Payment of lease liabilities	29,680.51
Balance at the end as on 31-3-2021	36,506.39
Additions	59,189.14
Finance cost accrued during the year	6,615.17
Deletions	1,541.90
Payment of lease liabilities	32,724.93
Balance at the end as on 31-3-2022	68,043.87
Particulars	As at 31-Mar-2022
Less than one year	7,193.75
One to five years	54,356.15
More than five years	6,493.97
Total	68,043.87

For ICL Fincorp Limited

Managing Director

For ICL Fincorp Limited

Whole Time Director

For ICL Fincorp Limited

Chief Financial Officer

JMB



ICL Fincorp Limited**Notes to the Consolidated financial statements for the year ended 31-March-2022***(All amounts are in Indian Rupees in thousands unless otherwise stated)***15. Other Intangible Assets**

	Computer Software
Cost	
At 1-Apr-2020	
Additions	3,388.38
Disposals	743.02
As at 31-Mar-2021	4,131.40
Additions	75.00
Disposals	
As at 31-Mar-2022	4,206.40
Amortization	
At 1-Apr-2020	
Charge for the year	1,003.81
Disposals	439.12
As at 31-Mar-2021	1,442.93
Charge for the period	449.91
Disposals	
As at 31-Mar-2022	1,892.84
Net Block	
At 1-Apr-2020	
As at 31-Mar-2021	2,384.56
As at 31-Mar-2022	2,688.47
	2,313.56

For ICL FINCORP LIMITED


Managing Director

For ICL FINCORP LIMITED

Whole Time Director

For ICL FINCORP LIMITED

Chief Financial Officer



ICL Fincorp Limited**Notes to the Consolidated financial statements for the year ended 31-March-2022***(All amounts are in Indian Rupees in thousands unless otherwise stated)***16 Other Non-Financial Asset**

	As at 31-Mar-2022	As at 31-Mar-2021
Prepaid Expenses	20,172.56	24,056.96
GST Receivables	13,413.08	13,286.65
Other Advances	86,417.69	56,718.86
Balance with government authorities	16,977.62	16,977.62
Total	1,36,980.95	1,11,040.10

For ICL FINCORP LIMITED

Managing Director



For ICL FINCORP LIMITED

Whole Time Director

For ICL FINCORP LIMITED

Chief Financial Officer



ICL Fincorp Limited
Notes to the Consolidated financial statements for the year ended 31-March-2022

(All amounts are in Indian Rupees in thousands unless otherwise stated)

17 Trade payables

	As at 31-Mar-2022	As at 31-Mar-2021
Total outstanding dues of micro enterprises and small enterprises; and	567.71	1,124.57
Total outstanding dues of creditors other than micro enterprises and small enterprises.	9,830.50	7,753.82
Total	10,398.21	8,878.39

Trade Payables aging schedule

As at 31-March-2022

Particulars	Outstanding for following periods from due date of payment				Total
	Less than 1 year	1-2 years	2-3 years	More than 3 years	
i) MSME	567.71	-	-	-	567.71
ii) Others	9,318.12	285.03	29.97	197.38	9,830.49
iii) Disputed dues-MSME	-	-	-	-	-
iv) Disputed dues-Others	-	-	-	-	-

As at 31-March-2021

Particulars	Outstanding for following periods from due date of payment				Total
	Less than 1 year	1-2 years	2-3 years	More than 3 years	
i) MSME	1,124.57	-	-	-	1,124.57
ii) Others	6,919.40	91.59	548.43	194.41	7,753.82
iii) Disputed dues-MSME	-	-	-	-	-
iv) Disputed dues-Others	-	-	-	-	-

Disclosure:- Micro, Small and Medium Enterprises

	As at 31-Mar-2022	As at 31-Mar-2021
a) the principal amount and the interest due thereon (to be shown separately) remaining unpaid to any supplier at the end of each accounting year;	Nil	Nil
(b) the amount of interest paid by the buyer in terms of section 16 of the Micro, Small and Medium Enterprises Development Act, 2006, along with the amount of the payment made to the supplier beyond the appointed day during each accounting year;	Nil	Nil
(c) the amount of interest due and payable for the period of delay in making payment (which have been paid but beyond the appointed day during the year) but without adding the interest specified under the Micro, Small and Medium Enterprises Development Act, 2006;	Nil	Nil
(d) the amount of interest accrued and remaining unpaid at the end of each	Nil	Nil
(e) the amount of further interest remaining due and payable even in the succeeding years, until such date when the interest dues above are actually paid to the small enterprise, for the purpose of disallowance of a deductible expenditure under section 28 of the Micro, Small and Medium Enterprises Development Act, 2006.	Nil	Nil

Dues to Micro and Small Enterprises have been determined to the extend such parties have been identified on the basis of information collected by the Management.



For ICL Fincorp Limited

Managing Director

For ICL Fincorp Limited

Whole Time Director

For ICL Fincorp Limited

Chief Financial Officer



ICL Fincorp Limited**Notes to the Consolidated financial statements for the year ended 31-March-2022***(All amounts are in Indian Rupees in thousands unless otherwise stated)***18 Debt Securities****At Amortised Cost**

	As at 31-Mar-2022	As at 31-Mar-2021
Privately placed redeemable non-convertible debentures (Secured)	26,83,860.00	21,72,767.00
Others - Non-convertible Debentures - Public issue(Secured)		
Total (A)	26,83,860.00	21,72,767.00
Debt securities in India	26,83,860.00	21,72,767.00
Debt securities outside India		
Total (B)	26,83,860.00	21,72,767.00

Nature of Security

Secured (first ranking) by a hypothecation of all loan receivables, advances, fixed assets and other unencumbered assets of the Company, both present and future. The immovable properties owned by the Managing Director and Director, valued at ₹ 2.80 crores, ₹ 2.02 crores, ₹ 0.50 crores and ₹ 0.70 crores are also hypothecated as security. The Company has executed a separate deed of hypothecation in favour of Trustees for creation of this security.

Debentures are offered for a period of 13 months to 65 months.

For ICL FINCORP LIMITED


Managing Director

For ICL FINCORP LIMITED

Whole Time Director

For ICL FINCORP LIMITED

Chief Financial Officer



ICL Fincorp Limited**Notes to the Consolidated financial statements for the year ended 31-March-2022***(All amounts are in Indian Rupees in thousands unless otherwise stated)***18 Debt Securities (contd.)****A) Non Convertible Debentures (Secured)**

Non Convertible Debentures of ₹1,000/- each. Details of rate of interest and maturity pattern as on the date of the balance sheet is as under:

As at 31-Mar-2022

Redeemable at par within	Rate of Interest							
	>= 10% < 12%		>= 12% < 14%		>= 14%		Total	
	Number	Amount	Number	Amount	Number	Amount	Number	Amount
Due within 1 year	1,00,434	1,00,434.00	9,64,675	9,64,675.00	23,864	23,864.00	10,88,973	10,88,973.00
Due within 1-2 years	9,230	9,230.00	8,69,211	8,69,211.00	-	-	8,78,441	8,78,441.00
Due within 2-3 years	-	-	3,80,784	3,80,784.00	-	-	3,80,784	3,80,784.00
Due within 3-4 years	-	-	1,24,676	1,24,676.00	-	-	1,24,676	1,24,676.00
Due within 4-5 years	-	-	1,46,851	1,46,851.00	-	-	1,46,851	1,46,851.00
Due within 5-6 years	-	-	64,135	64,135.00	-	-	64,135	64,135.00
Grand Total	1,09,664	1,09,664.00	25,50,332	25,50,332.00	23,864	23,864.00	26,83,860	26,83,860.00

As at 31-Mar-2021

Redeemable at par within	Rate of Interest							
	>= 10% < 12%		>= 12% < 14%		>= 14%		Total	
	Number	Amount	Number	Amount	Number	Amount	Number	Amount
Due within 1 year	73,751	73,751.00	5,48,011	5,48,011.00	27,135	27,135.00	6,48,897	6,48,897.00
Due within 1-2 years	13,867	13,867.00	7,01,495	7,01,495.00	23,864	23,864.00	7,39,226	7,39,226.00
Due within 2-3 years	-	-	4,84,124	4,84,124.00	-	-	4,84,124	4,84,124.00
Due within 3-4 years	-	-	83,659	83,659.00	-	-	83,659	83,659.00
Due within 4-5 years	-	-	1,38,576	1,38,576.00	-	-	1,38,576	1,38,576.00
Due within 5-6 years	-	-	78,285	78,285.00	-	-	78,285	78,285.00
Grand Total	87,618	87,618.00	20,34,150	20,34,150.00	50,999	50,999.00	21,72,767	21,72,767.00

For ICL FINCORP LIMITED


Managing Director

For ICL FINCORP LIMITED

Whole Time Director

For ICL FINCORP LIMITED

Chief Financial Officer



ICL Fincorp Limited**Notes to the Consolidated financial statements for the year ended 31-March-2022***(All amounts are in Indian Rupees in thousands unless otherwise stated)***18 Debt Securities (contd.)****D] Non Convertible Debentures of ₹1,000/- each - series-wise classification****As at 31-Mar-2022**

Sl. No.	Date of Allotment	Outstanding	Interest Rate	Tenure (months)
1	15-03-2017	2,299.00	14.87%	62
2	31-03-2017	3,559.00	14.87%	62
3	15-04-2017	4,010.00	14.87%	62
4	30-04-2017	5,171.00	14.87%	62
5	15-05-2017	2,915.00	14.87%	62
6	31-05-2017	270.00	14.87%	62
7	15-06-2017	2,340.00	14.87%	62
8	30-06-2017	1,900.00	14.87%	62
9	15-07-2017	2,907.00	13.66%-14.87%	62-65
10	31-07-2017	3,004.00	13.66%	65
11	16-08-2017	4,250.00	13.66%	65
12	31-08-2017	2,394.00	13.66%	65
13	15-09-2017	1,885.00	13.66%	65
14	30-09-2017	2,460.00	13.66%	65
15	15-10-2017	7,455.00	13.66%	65
16	31-10-2017	7,515.00	13.66%	65
17	15-11-2017	1,625.00	13.66%	65
18	30-11-2017	3,120.00	13.66%	65
19	15-12-2017	3,503.00	13.66%	65
20	31-12-2017	2,375.00	13.66%	65
21	15-01-2018	3,420.00	13.66%	65
22	31-01-2018	2,560.00	13.66%	65
23	15-02-2018	2,600.00	13.66%	65
24	28-02-2018	4,303.00	13.66%	65
25	05-03-2018	220.00	13.66%	65
26	12-03-2018	5,360.00	13.66%	65
27	19-03-2018	2,375.00	13.66%	65
28	26-03-2018	1,350.00	13.66%	65
29	03-04-2018	4,050.00	13.66%	65
30	10-04-2018	1,655.00	13.66%	65
31	16-04-2018	1,480.00	13.66%	65
32	23-04-2018	950.00	13.66%	65
33	30-04-2018	950.00	13.66%	65
34	07-05-2018	1,500.00	13.66%	65
35	14-05-2018	1,000.00	13.66%	65
36	21-05-2018	2,200.00	13.66%	65
37	28-05-2018	1,625.00	13.66%	65
38	04-06-2018	3,742.00	13.66%	65
39	11-06-2018	600.00	13.66%	65
40	18-06-2018	4,100.00	13.66%	65
41	25-06-2018	3,650.00	13.66%	65
42	02-07-2018	1,081.00	13.66%	65
43	09-07-2018	400.00	13.66%	65
44	16-07-2018	825.00	13.66%	65
45	23-07-2018	2,200.00	13.66%	65
46	30-07-2018	2,224.00	13.66%	65
47	06-08-2018	1,995.00	13.66%	65
48	13-08-2018	4,081.00	13.66%	65
49	20-08-2018	3,174.00	13.66%	65
50	03-09-2018	3,725.00	13.66%	65

For ICL FINCORP LIMITED

Managing Director

For ICL FINCORP LIMITED

Whole Time Director

For ICL FINCORP LIMITED

Chief Financial Officer



ICL Fincorp Limited**Notes to the Consolidated financial statements for the year ended 31-March-2022***(All amounts are in Indian Rupees in thousands unless otherwise stated)***18 Debt Securities (contd.)****D) Non Convertible Debentures of ₹1,000/- each - series-wise classification****As at 31-Mar-2022**

51	10-09-2018	4,800.00	13.66%	65
52	17-09-2018	915.00	13.66%	65
53	24-09-2018	150.00	13.66%	65
54	01-10-2018	2,592.00	13.66%	65
55	07-11-2018	5,000.00	13.66%	65
56	07-12-2018	7,660.00	13.66%	65
57	07-01-2019	5,815.00	13.66%	65
58	07-02-2019	12,095.00	13.66%	65
59	07-03-2019	4,700.00	13.66%	65
60	12-04-2019	24,457.00	12.25%-13.66%	36-65
61	07-05-2019	21,425.00	12.25%-13.66%	36-65
62	07-06-2019	22,359.00	12.25%-13.66%	36-65
63	08-07-2019	21,684.00	12.25%-13.66%	36-65
64	07-08-2019	23,904.00	12.25%-13.66%	36-65
65	07-09-2019	29,970.00	12.25%-13.66%	36-65
66	09-10-2019	32,925.00	12.25%-13.66%	36-65
67	07-11-2019	46,223.00	12.25%-13.66%	36-65
68	19-12-2019	71,654.00	12.25%-13.66%	36-65
69	13-01-2020	31,533.00	12.25%-13.66%	36-65
70	18-02-2020	30,365.00	12.25%-13.66%	36-65
71	18-03-2020	42,833.00	12.25%-13.66%	36-65
72	17-04-2020	21,320.00	12%-13.66%	24-65
73	12-05-2020	60,633.00	12%-13.66%	24-65
74	13-06-2020	40,224.00	12%-13.66%	24-65
75	30-06-2020	42,727.00	12%-13.66%	24-65
76	14-07-2020	76,729.00	12%-13.66%	24-65
77	11-08-2020	45,372.00	12%-13.66%	24-65
78	27-08-2020	84,072.00	12%-13.66%	24-65
79	12-09-2020	35,670.00	12%-13.66%	24-65
80	29-09-2020	31,061.00	12%-13.66%	24-65
81	13-10-2020	32,379.00	12%-13.66%	24-65
82	02-11-2020	33,575.00	12%-13.66%	24-65
83	18-11-2020	39,425.00	12%-13.66%	24-65
84	05-12-2020	34,721.00	12%-13.66%	24-65
85	21-12-2020	35,795.00	12%-13.66%	24-65
86	07-01-2021	38,755.00	12%-13.66%	24-65
87	27-01-2021	35,095.00	12%-13.66%	24-65
88	09-02-2021	42,793.00	12%-13.66%	24-65
89	23-02-2021	39,460.00	12%-13.66%	24-65
90	09-03-2021	49,713.00	11.50%-13.66%	13-65
91	25-03-2021	68,050.00	11.50%-13.66%	13-65
92	30-03-2021	10,740.00	11.50%-13.66%	13-65
93	13-04-2021	39,685.00	11.50%-13.66%	13-65
94	23-04-2021	42,597.00	11.50%-13.66%	13-65
95	08-05-2021	42,335.00	11.50%-13.66%	13-65
96	02-06-2021	39,965.00	11.50%-13.66%	13-65
97	18-06-2021	44,310.00	11.50%-13.66%	13-65
98	09-07-2021	54,801.00	11.50%-13.66%	13-65
99	23-07-2021	61,876.00	11.50%-13.66%	13-65
100	06-08-2021	46,619.00	11.50%-13.66%	13-65

For ICL FINCORP LIMITED

Managing Director

For ICL FINCORP LIMITED

Whole Time Director

For ICL FINCORP LIMITED

Chief Financial Officer



ICL Fincorp Limited**Notes to the Consolidated financial statements for the year ended 31-March-2022***(All amounts are in Indian Rupees in thousands unless otherwise stated)***18 Debt Securities (contd.)****D) Non Convertible Debentures of ₹1,000/- each - series-wise classification****As at 31-Mar-2022**

101	26-08-2021	64,245.00	11.50%-13.66%	13-65
102	08-09-2021	64,776.00	11.50%-13.66%	13-65
103	23-09-2021	56,801.00	11.50%-13.66%	13-65
104	08-10-2021	65,291.00	11.50%-13.66%	13-65
105	27-10-2021	64,415.00	11.50%-13.66%	13-65
106	13-11-2021	60,694.00	11.50%-13.66%	13-65
107	03-12-2021	77,500.00	11.50%-13.66%	13-65
108	30-12-2021	44,389.00	11.50%-13.66%	13-65
109	31-12-2021	29,300.00	11.5%-13.66%	13-65
110	21-01-2022	31,535.00	11.5%-13.66%	13-65
111	28-01-2022	57,146.00	11.50%-13.66%	13-65
112	17-02-2022	54,437.00	11.50%-13.66%	13-65
113	17-02-2022	20,100.00	11.5%-13.66%	13-65
114	07-03-2022	73,820.00	11.50%-13.66%	13-65
115	21-03-2022	42,773.00	11.50%-13.66%	13-65
116	30-03-2022	28,730.00	11.5%-13.66%	13-65
Total		26,83,860.00		

For ICL FINCORP LIMITED

Managing Director

For ICL FINCORP LIMITED

Whole Time Director

For ICL FINCORP LIMITED

Chief Financial Officer



ICL Fincorp Limited**Notes to the Consolidated financial statements for the year ended 31-March-2022***(All amounts are in Indian Rupees in thousands unless otherwise stated)***18 Debt Securities (contd.)****D) Non Convertible Debentures of ₹1,000/- each - series-wise classification****As at 31-Mar-2021**

Sl. No.	Date of Allotment	Outstanding	Interest Rate	Tenure (months)
1	15-04-2016	1,660.00	14.87%	62
2	30-04-2016	950.00	14.87%	62
3	02-05-2016	100.00	14.87%	62
4	15-05-2016	1,200.00	14.87%	62
5	31-05-2016	100.00	14.87%	62
6	15-06-2016	200.00	14.87%	62
7	30-06-2016	300.00	14.87%	62
8	15-07-2016	1,260.00	14.87%	62
9	31-07-2016	575.00	14.87%	62
10	31-08-2016	1,200.00	14.87%	62
11	15-09-2016	1,120.00	14.87%	62
12	30-09-2016	650.00	14.87%	62
13	15-10-2016	3,720.00	14.87%	62
14	31-10-2016	900.00	14.87%	62
15	15-11-2016	2,350.00	14.87%	62
16	30-11-2016	100.00	14.87%	62
17	15-12-2016	300.00	14.87%	62
18	31-12-2016	1,800.00	14.87%	62
19	15-01-2017	1,600.00	14.87%	62
20	31-01-2017	1,050.00	14.87%	62
21	15-02-2017	3,150.00	14.87%	62
22	28-02-2017	2,780.00	14.87%	62
23	15-03-2017	2,369.00	14.87%	62
24	31-03-2017	3,559.00	14.87%	62
25	15-04-2017	4,010.00	14.87%	62
26	30-04-2017	5,171.00	14.87%	62
27	15-05-2017	2,915.00	14.87%	62
28	31-05-2017	270.00	14.87%	62
29	15-06-2017	2,340.00	14.87%	62
30	30-06-2017	1,900.00	14.87%	62
31	15-07-2017	2,907.00	13.66%-14.87%	62-65
32	31-07-2017	3,004.00	13.66%	65
33	16-08-2017	4,250.00	13.66%	65
34	31-08-2017	2,394.00	13.66%	65
35	15-09-2017	1,885.00	13.66%	65
36	30-09-2017	2,460.00	13.66%	65
37	15-10-2017	7,555.00	13.66%	65
38	31-10-2017	7,515.00	13.66%	65
39	15-11-2017	1,725.00	13.66%	65
40	30-11-2017	3,120.00	13.66%	65
41	15-12-2017	3,503.00	13.66%	65
42	31-12-2017	2,375.00	13.66%	65
43	15-01-2018	3,420.00	13.66%	65

For ICL FINCORP LIMITED


Managing Director

For ICL FINCORP LIMITED

Whole Time Director

For ICL FINCORP LIMITED

Chief Financial Officer



ICL Fincorp Limited**Notes to the Consolidated financial statements for the year ended 31-March-2022***(All amounts are in Indian Rupees in thousands unless otherwise stated)***18 Debt Securities (contd.)***D) Non Convertible Debentures of ₹1,000/- each - series-wise classification**As at 31-Mar-2021*

Sl. No.	Date of Allotment	Outstanding	Interest Rate	Tenure (months)
44	31-01-2018	2,760.00	13.66%	65
45	15-02-2018	2,600.00	13.66%	65
46	28-02-2018	4,303.00	13.66%	65
47	05-03-2018	220.00	13.66%	65
48	12-03-2018	5,360.00	13.66%	65
49	19-03-2018	2,375.00	13.66%	65
50	26-03-2018	1,350.00	13.66%	65
51	03-04-2018	4,050.00	13.66%	65
52	10-04-2018	1,655.00	13.66%	65
53	16-04-2018	1,480.00	13.66%	65
54	23-04-2018	950.00	13.66%	65
55	30-04-2018	980.00	13.66%	65
56	07-05-2018	1,500.00	13.66%	65
57	14-05-2018	1,000.00	13.66%	65
58	21-05-2018	2,200.00	13.66%	65
59	28-05-2018	1,625.00	13.66%	65
60	04-06-2018	3,742.00	13.66%	65
61	11-06-2018	600.00	13.66%	65
62	18-06-2018	4,100.00	13.66%	65
63	25-06-2018	3,650.00	13.66%	65
64	02-07-2018	1,081.00	13.66%	65
65	09-07-2018	400.00	13.66%	65
66	16-07-2018	825.00	13.66%	65
67	23-07-2018	2,200.00	13.66%	65
68	30-07-2018	2,224.00	13.66%	65
69	06-08-2018	1,995.00	13.66%	65
70	13-08-2018	4,081.00	13.66%	65
71	20-08-2018	3,174.00	13.66%	65
72	03-09-2018	3,725.00	13.66%	65
73	10-09-2018	4,800.00	13.66%	65
74	17-09-2018	915.00	13.66%	65
75	24-09-2018	150.00	13.66%	65
76	01-10-2018	2,592.00	13.66%	65
77	07-11-2018	5,000.00	13.66%	65
78	07-12-2018	7,660.00	13.66%	65
79	07-01-2019	5,815.00	13.66%	65
80	07-02-2019	21,160.00	12.25%-13.66%	36-65
81	07-03-2019	25,527.00	12.25%-13.66%	36-65
82	12-04-2019	51,559.00	12%-13.66%	24-65
83	07-05-2019	38,443.00	12%-13.66%	24-65
84	07-06-2019	49,774.00	12%-13.66%	24-65
85	08-07-2019	38,438.00	12%-13.66%	24-65
86	07-08-2019	43,650.00	12%-13.66%	24-65

For ICL FINCORP LIMITED

Managing Director

For ICL FINCORP LIMITED

Whole Time Director

For ICL FINCORP LIMITED

Chief Financial Officer



ICL Fincorp Limited**Notes to the Consolidated financial statements for the year ended 31-March-2022***(All amounts are in Indian Rupees in thousands unless otherwise stated)***18 Debt Securities (contd.)****D) Non Convertible Debentures of ₹1,000/- each - series-wise classification****As at 31-Mar-2021**

Sl. No.	Date of Allotment	Outstanding	Interest Rate	Tenure (months)
87	07-09-2019	52,339.00	12%-13.66%	24-65
88	09-10-2019	51,041.00	12%-13.66%	24-65
89	07-11-2019	65,721.00	12%-13.66%	24-65
90	19-12-2019	1,17,957.00	12%-13.66%	24-65
91	13-01-2020	56,910.00	12%-13.66%	24-65
92	18-02-2020	49,746.00	12%-13.66%	24-65
93	18-03-2020	96,790.00	11.5%-13.66%	13-65
94	17-04-2020	28,071.00	11.5%-13.66%	13-65
95	12-05-2020	78,830.00	11.5%-13.66%	13-65
96	13-06-2020	48,832.00	11.5%-13.66%	13-65
97	30-06-2020	63,198.00	11.5%-13.66%	13-65
98	14-07-2020	1,12,423.00	11.5%-13.66%	13-65
99	11-08-2020	58,395.00	11.5%-13.66%	13-65
100	27-08-2020	1,14,411.00	11.5%-13.66%	13-65
101	12-09-2020	53,325.00	11.5%-13.66%	13-65
102	29-09-2020	49,472.00	11.5%-13.66%	13-65
103	13-10-2020	48,381.00	11.5%-13.66%	13-65
104	02-11-2020	62,200.00	11.5%-13.66%	13-65
105	18-11-2020	54,911.00	11.5%-13.66%	13-65
106	05-12-2020	51,090.00	11.5%-13.66%	13-65
107	21-12-2020	60,169.00	11.5%-13.66%	13-65
108	07-01-2021	49,245.00	11.5%-13.66%	13-65
109	27-01-2021	52,125.00	11.5%-13.66%	13-65
110	09-02-2021	56,917.00	11.5%-13.66%	13-65
111	23-02-2021	53,575.00	11.5%-13.66%	13-65
112	09-03-2021	50,503.00	11.5%-13.66%	13-65
113	25-03-2021	68,050.00	11.5%-13.66%	13-65
114	30-03-2021	10,740.00	11.5%-13.66%	13-65
Total		21,72,767.00		

For ICL FINCORP LIMITED


Managing Director

For ICL FINCORP LIMITED

Whole Time Director

For ICL FINCORP LIMITED

Chief Financial Officer



ICL Fincorp Limited

Notes to the Consolidated financial statements for the year ended 31-March-2022
(All amounts are in Indian Rupees in thousands unless otherwise stated)

19 Borrowings (Other than Debt Securities)

	As at 31-Mar-2022	As at 31-Mar-2021
Term Loan		
Vehicle Loan- HDFC Bank	69.01	344.41
Vehicle Loan- Axis Bank	15,956.79	9,400.66
SBI Term Loan	2,45,000.00	
Loan From Related Parties		
Loan from Directors	17,860.05	1,308.40
Total	2,78,885.85	11,053.47
Borrowings in India	2,78,885.85	11,053.47
Borrowings outside India		
Total	2,78,885.85	11,053.47

A) Terms and Conditions of borrowings

Name of the financial Institution	Security	Nature of Loan	Interest Rate	Other Terms
HDFC Bank Limited	Vehicle - Mahindra Xylo	Auto Loan	10.51%	Margin -17%, EMI amounts to ₹23,410/- Period - 60 months
Axis Bank Limited	Vehicle - Toyota Vellfire	Auto Loan	7.25%	Margin -18%, EMI amounts to ₹1,79,752/- Period - 60 months
Axis Bank Limited	Vehicle - BMW	Auto Loan	8.73%	Margin -14%, EMI amounts to ₹1,81,299/- Period - 60 months
State Bank of India	Hypothecation of Loan Receivables (Standard Assets as per IRACP Norms of RBI)	Term Loan	9.45%	Margin on Receivables atleast 125% of Term Loan Outstanding has to be ensured during the tenure of the loan
K.G Anilkumar	Nil	Loan from Directors	Nil	Nil
Umadevi Anilkumar	Nil	Loan from Directors	Nil	Nil

For ICL Fincorp Limited

For ICL Fincorp Limited

For ICL Fincorp Limited

Managing Director

Whole Time Director

Chief Financial Officer



ICL Fincorp Limited**Notes to the Consolidated financial statements for the year ended 31-March-2022***(All amounts are in Indian Rupees in thousands unless otherwise stated)***19 Borrowings (Other than Debt Securities)****Term Loan- (Secured)**

Details of rate of interest and maturity pattern as on the date of the balance sheet is as under:

31-Mar-22

Repayable within	Rate of Interest					Total
	10.51%	10.70%	8.73%	7.25%	9.45%	
Due Within 1 year	69.01	-	1,538.64	1,633.00	50,000.00	53,240.65
Due Within 1-2 year	-	-	1,678.47	1,755.41	47,500.00	50,933.89
Due Within 2-3 year	-	-	1,831.01	1,886.99	50,000.00	53,718.01
Due Within 3-4 year	-	-	1,997.41	2,028.44	50,000.00	54,025.85
Due Within 4-5 year	-	-	944.67	662.74	47,499.98	49,107.39
Grand Total	69.01	-	7,990.20	7,966.58	2,45,000.00	2,61,025.79

31-Mar-21

Repayable within	Rate of Interest					Total
	10.51%	10.70%	8.73%	7.25%	9.45%	
Due Within 1 year	258.53	16.87	1,410.46	-	-	1,685.86
Due Within 1-2 year	69.01	-	1,538.64	-	-	1,607.65
Due Within 2-3 year	-	-	1,678.47	-	-	1,678.47
Due Within 3-4 year	-	-	1,831.01	-	-	1,831.01
Due Within 4-5 year	-	-	1,997.41	-	-	1,997.41
Due Within 5-6 year	-	-	944.67	-	-	944.67
Grand Total	327.53	16.87	9,400.66	-	-	9,745.07

For ICL FINCORP LIMITED


Managing Director

For ICL FINCORP LIMITED

Whole Time Director

For ICL FINCORP LIMITED

Chief Financial Officer



ICL Fincorp Limited**Notes to the Consolidated financial statements for the year ended 31-March-2022***(All amounts are in Indian Rupees in thousands unless otherwise stated)***20 Subordinate Liabilities****At Amortised Cost**

Subordinated debt from Others

Preference shares#

Total ₹

Borrowings in India

Borrowings outside India

Total

	As at 31-Mar-2022	As at 31-Mar-2021
	2,76,640.00	3,60,102.00
	28,400.00	19,800.00
	3,05,040.00	3,79,902.00
	3,05,040.00	3,79,902.00
	3,05,040.00	3,79,902.00

#15% Redeemable Non - Convertible Cumulative Preference Shares of face value of Rs.100/- paid up each.

For ICL FINCORP LIMITED

Managing Director

For ICL FINCORP LIMITED

Whole Time Director

For ICL FINCORP LIMITED

Chief Financial Officer



ICL Fincorp Limited**Notes to the Consolidated financial statements for the year ended 31-March-2022***(All amounts are in Indian Rupees in thousands unless otherwise stated)***20 Subordinate Liabilities (contd.)****B) Subordinated Debts from Others(Unsecured)**

Subordinated debts have a face value of ₹ 1,000/- each. Details of rate of interest and maturity pattern as on the date of the balance sheet is as under:

As at 31-Mar-2022

Redeemable at par within	Rate of Interest					
	>= 12% < 14%		> =14%		Total	
	Number	Amount	Number	Amount	Number	Amount
Due within 1 year	18,939	18,939.00	16,906	16,906.00	35,845	35,845.00
Due within 1- 2 years	-	-	-	-	-	-
Due within 2-3 years	1,05,900	1,05,900.00	83,860	83,860.00	1,89,760	1,89,760.00
Due within 3-4 years	31,080	31,080.00	19,955	19,955.00	51,035	51,035.00
Due within 4-5 years	-	-	-	-	-	-
Grand Total	1,55,919	1,55,919.00	1,20,721	1,20,721.00	2,76,640	2,76,640.00

As at 31-Mar-2021

Redeemable at par within	Rate of Interest					
	>= 12% < 14%		> =14%		Total	
	Number	Amount	Number	Amount	Number	Amount
Due within 1 year	44,828	44,828.00	38,584	38,584.00	83,412	83,412.00
Due within 1- 2 years	21,927	21,927.00	13,968	13,968.00	35,895	35,895.00
Due within 2-3 years	-	-	-	-	-	-
Due within 3-4 years	82,500	82,500.00	1,07,260	1,07,260.00	1,89,760	1,89,760.00
Due within 4-5 years	31,080	31,080.00	19,955	19,955.00	51,035	51,035.00
Grand Total	1,80,335	1,80,335.00	1,79,767	1,79,767.00	3,60,102	3,60,102.00

For ICL FINCORP LIMITED


Managing Director

For ICL FINCORP LIMITED

Whole Time Director

For ICL FINCORP LIMITED

Chief Financial Officer



ICL Fincorp Limited**Notes to the Consolidated financial statements for the year ended 31-March-2022***(All amounts are in Indian Rupees in thousands unless otherwise stated)***21 Other financial liabilities**

	As at 31-Mar-2022	As at 31-Mar-2021
Interest accrued on borrowings	3,15,314.43	2,39,822.31
Unclaimed dividend*	109.03	155.36
Unpaid matured debentures and interest accrued thereon;	4,545.52	4,925.01
Unpaid matured Subordinated Debts and interest accrued thereon;	14,033.00	37,840.34
Employee related payables	23,764.10	19,056.87
Others	6,555.31	2,288.90
Total	3,64,321.39	3,04,088.78

*Amount to be credited to Investor Education and Protection Fund towards unpaid dividends

46.34

22 Provisions

	As at 31-Mar-2022	As at 31-Mar-2021
Employee Benefits		
- Gratuity	10,745.26	8,660.86
Provisions for taxation	27,599.40	26,433.32
Provision for CSR Expenditure		1,050.20
Provision for dividend on preference shares	3,989.14	180.40
Provision for loss on account of fraud	8,719.01	
Others	455.45	
Total	51,508.26	36,324.78

23 Other non-financial liabilities

	As at 31-Mar-2022	As at 31-Mar-2021
Statutory dues payable	11,677.66	7,995.05
Other liabilities	2,855.19	2,872.90
Total	14,532.85	10,867.95

For ICL FINCORP LIMITED


Managing Director

For ICL FINCORP LIMITED

Whole Time Director

For ICL FINCORP LIMITED

Chief Financial Officer



ICL Fincorp Limited

Notes to the Consolidated financial statements for the year ended 31-March-2022

(All amounts are in Indian Rupees in thousands unless otherwise stated)

24 Equity Share capital

The reconciliation of equity shares outstanding at the beginning and at the end of the period

	As at 31-Mar-2022	As at 31-Mar-2021
Authorized shares		
10,00,00,000 (31-Mar-2021 : 10,00,00,000) Equity shares of ₹10/- each	1,00,00,00,000	1,00,00,00,000
50,00,00,000 (31-Mar-2021 : 20,00,00,000) Preference shares of ₹100/- each #	50,00,00,000	20,00,00,000
	1,50,00,00,000	1,20,00,00,000
Issued, subscribed and fully paid-up shares		
4,43,34,952 (31-Mar-2021 : 4,43,34,952) Equity shares of ₹10/- each	4,43,34,952	4,43,34,952
Total	4,43,34,952	4,43,34,952

During the year the Company has issued 15% Redeemable Non-Convertible Preference shares of face value ₹ 100 paid up each, which is disclosed in Note no 19 under subordinate liabilities.


a. Terms/rights attached to equity shares

The company has only one class of equity shares having a par value of ₹10 per share. Each holder of equity shares is entitled to one vote per share. In the event of liquidation of the company, the b. Details of shareholders holding more than 5% shares in the company

Name of Shareholders	As at 31-Mar-2022		As at 31-Mar-2021	
	Number	% holding in the class	Number	% holding in the class
K G Anilkumar	1,60,18,144	36.13%	1,44,60,320	32.62%
Umadevi Anilkumar	41,01,799	9.25%	41,01,799	9.25%

(As per records of the Company, including its Register of share holders/members and other declarations received from share holders regarding beneficial interest, the above shareholding represents both legal and beneficial ownership of shares.)


For ICL Fincorp Limited



Managing Director

For ICL Fincorp Limited


Whole Time Director

For ICL Fincorp Limited


Chief Financial Officer



ICL Fincorp Limited

Notes to the Consolidated financial statements for the year ended 31-March-2022

(All amounts are in Indian Rupees in thousands unless otherwise stated)

24 Equity Share capital (Contd)

c. Reconciliation of the shares outstanding at the beginning and at the end of the reporting period

Particulars	As at 31-Mar-2022		As at 31-Mar-2021	
	Number	Amount	Number	Amount
At the beginning of the year	4,43,34,952	44,33,49,520	4,43,34,952	44,33,49,520
Issued during the period				
Outstanding at the end of the period	4,43,34,952	44,33,49,520	4,43,34,952	44,33,49,520

d. Shareholding of Promoters

As at 31-Mar-2022

Shares held by promoters at the end of the year			
Promoter name	No. of Shares	% of total shares	% Change during the year
K G Anilkumar	1,60,18,144	36.1298%	3.5138%
Umadevi Anilkumar	41,01,799	9.2518%	Nil

As at 31-Mar-2021

Shares held by promoters at the end of the year			
Promoter name	No. of Shares	% of total shares	% Change during the year
K G Anilkumar	1,44,60,320	32.6161%	3.5751%
Umadevi Anilkumar	41,01,799	9.2518%	0.0045%

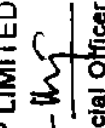
For ICL Fincorp Limited



Managing Director

For ICL Fincorp Limited


Whole Time Director

For ICL Fincorp Limited


Chief Financial Officer



ICL Fincorp Limited

Notes to the Consolidated financial statements for the year ended 31-March-2022

(All amounts are in Indian Rupees in thousands unless otherwise stated)

25 Other Equity

Statutory Reserves

Balance as per the last financial statements

Add: Transferred from statement of Profit and loss account

Closing Balance

Impairment Reserves

Balance as per the last financial statements

Add: Transferred from statement of Profit and loss account

Closing Balance

Securities Premium Reserves

Balance as per the last financial statements

Add: Additions during the period

Closing Balance

Surplus/(deficit) in the statement of profit and loss

Balance as per last financial statements

Add: Other Net additions

Profit/(loss) during the period

Less: Transferred to Statutory Reserve

Provision for dividend on Preference Share

Add/Less: Adjustments - Impairment Reserve

Net surplus in the statement of profit and loss

Other Comprehensive Income

Balance as per last financial statements

Add: Additions during the period

Net surplus in the statement of profit and loss

Total

	As at 31-Mar-2022	As at 31-Mar-2021
Balance as per the last financial statements	12,041.97	5,041.97
Add: Transferred from statement of Profit and loss account	6,000.00	7,000.00
Closing Balance	18,041.97	12,041.97
Balance as per the last financial statements	5,120.21	4,574.75
Add: Transferred from statement of Profit and loss account	3,681.75	545.46
Closing Balance	8,801.96	5,120.21
Balance as per the last financial statements	2,43,376.88	2,43,376.88
Add: Additions during the period		
Closing Balance	2,43,376.88	2,43,376.88
Balance as per last financial statements	22,393.45	5,463.02
Add: Other Net additions		
Profit/(loss) during the period	25,363.10	24,656.30
Less: Transferred to Statutory Reserve	6,000.00	7,000.00
Provision for dividend on Preference Share	3,924.79	180.40
Add/Less: Adjustments - Impairment Reserve	3,681.75	545.46
Net surplus in the statement of profit and loss	34,150.01	22,393.45
Balance as per last financial statements	(544.41)	601.71
Add: Additions during the period	169.50	(1,146.12)
Net surplus in the statement of profit and loss	(374.92)	(544.41)
Total	3,03,995.90	2,82,388.09

Nature and purpose of Reserves

Statutory reserve (Statutory Reserve pursuant to Section 45-IC of The RBI Act, 1934): Section 45IC of Reserve Bank of India Act, 1934 ("RBI Act, 1934") defines that every non banking finance institution which is a Company shall create a reserve fund and transfer therein a sum not less than twenty percent of its net profit every year as disclosed in the statement of profit and loss before any dividend is declared.

The Company has transferred an amount of ₹60,00,000/- (Previous year ₹70,00,000/-) to Statutory reserve pursuant to Section 45-IC of RBI Act, 1934

Impairment reserve: Where impairment allowance under Ind AS 109 is lower than the provisioning required under IRACP (including standard asset provisioning), the differential amount is transferred to impairment reserve. The balance in the impairment reserves shall not be reckoned for regulatory capital

Securities premium: Securities premium reserve is used to record the premium on issue of shares. The reserve can be utilised only for limited purposes such as issuance of bonus shares in accordance with the provisions of the Companies Act, 2013.

Other comprehensive income: Other items of other comprehensive income consist of remeasurement of net defined benefit liability/asset.

For ICL FINCORP LIMITED

Managing Director

For ICL FINCORP LIMITED

Whole Time Director

For ICL FINCORP LIMITED

Chief Financial Officer



ICL Fincorp Limited**Notes to the Consolidated financial statements for the year ended 31-March-2022***(All amounts are in Indian Rupees in thousands unless otherwise stated)***26 Revenue from operations****I) Interest Income****On Financial Assets measured at Amortised cost**

Interest on Loans

Interest on Fixed deposit

Total

For the year ended 31-Mar-2022	For the year ended 31-Mar-2021
8,66,444.48	7,38,058.70
7,262.35	3,274.64
8,73,706.83	7,41,333.34

II) Revenue from other Financial Services

Income From Money Transfer

Fees and Service Charges Received

Total

For the year ended 31-Mar-2022	For the year ended 31-Mar-2021
17.91	16.24
11,084.59	4,627.74
11,102.50	4,643.98

27 Other income

Miscellaneous income

Interest On Rent Deposit

Dividend on Investments

Net Gain/(Loss) on sale of investments

Gain on current investment due to market fluctuation

Profit/(Loss) on sale of Property, Plant and Equipment

Interest on Income Tax Refund

Concession on Lease Rent

Total

For the year ended 31-Mar-2022	For the year ended 31-Mar-2021
478.04	3,975.92
3,587.37	2,891.97
870.60	598.63
2,711.62	1,401.34
1,777.10	8,646.55
62.89	-
6.56	-
38.13	-
9,532.31	17,514.41

28 Finance costs**On Financial Assets measured at Amortised cost:**

Interest on Debentures

Interest on Subordinated Debts

Interest on Bank Borrowings

Interest on Lease Liability

Interest On Vehicle Loan

Other Interest expense:

Interest on short fall in payment of advance Income Tax

Interest on others

Total

For the year ended 31-Mar-2022	For the year ended 31-Mar-2021
3,23,847.20	2,47,008.45
53,272.14	64,115.09
2,562.41	-
6,471.25	8,948.86
1,168.35	948.44
-	-
-	42.31
3,87,321.35	3,21,063.15

29 Impairment of Financial Instruments**On financial liabilities measured at amortised cost:**

Loans Assets

Total

For the year ended 31-Mar-2022	For the year ended 31-Mar-2021
(163.71)	4,714.74
(163.71)	4,714.74

For ICL FINCORP LIMITED


Managing Director

For ICL FINCORP LIMITED

Whole Time Director

For ICL FINCORP LIMITED

Financial Officer



ICL Fincorp Limited**Notes to the Consolidated financial statements for the year ended 31-March-2022***(All amounts are in Indian Rupees in thousands unless otherwise stated)***30 Employee benefits expense**

	For the year ended 31-Mar-2022	For the year ended 31-Mar-2021
Salaries & Wages	1,97,774.07	1,65,245.63
Contribution to provident and other fund	11,821.56	13,825.54
Staff Welfare Expenses	524.67	896.66
Total	2,10,120.30	1,79,967.82

31 Depreciation and amortization expense

	For the year ended 31-Mar-2022	For the year ended 31-Mar-2021
Depreciation of tangible assets	49,150.97	28,408.13
Depreciation of right-of-use asset	30,440.92	24,706.03
Amortization of intangible assets	449.91	439.12
Total	80,041.80	53,553.28

32 Other expenses

	For the year ended 31-Mar-2022	For the year ended 31-Mar-2021
Advertising and sales promotion	63,111.00	39,833.58
Bank charges	1,781.68	1,756.59
Bad Debt	-	23,184.73
CSR Expenditure (Refer details below)	848.00	1,050.20
Deferred Revenue Expenditure Written Off	-	19,627.07
Director's sitting fees	483.96	119.90
Donation	2,196.42	613.36
Insurance	2,108.29	1,904.03
Miscellaneous expenses	358.49	354.01
Office Expenses	9,570.85	6,910.30
Payment to auditor (Refer details below)	1,565.25	1,135.65
Postage and Telephone	7,273.22	5,289.42
Printing and stationery	2,777.58	2,450.71
Professional Charges	16,130.39	16,003.98
Provision for loss on account of fraud	8,719.01	-
Rent	19,438.19	10,141.52
Repairs and maintenance	15,314.56	8,706.27
Security charges	9,414.47	9,714.78
Tax and fee	9,698.35	7,111.56
Travelling and boarding	3,309.73	1,033.11
Water & Electricity	5,691.52	5,049.17
Loss on current investment due to market fluctuation	-	-
Total	1,79,790.96	1,61,989.91

Payment to the auditor: (excluding tax)

	For the year ended 31-Mar-2022	For the year ended 31-Mar-2021
as auditor	930.00	750.00
for taxation matters	350.00	325.00
for company law matters	-	-
for management services	-	-
for other services	175.00	44.00
for reimbursement of expenses	-	-
Total	1,455.00	1,119.00



For ICL FINCORP LIMITED

Managing Director

For ICL FINCORP LIMITED

Whole Time Director

For ICL FINCORP LIMITED

Chief Financial Officer



ICL Fincorp Limited**Notes to the Consolidated financial statements for the year ended 31-March-2022**

(All amounts are in Indian Rupees in thousands unless otherwise stated)

Amount required to be spent by the company during the year

Amount of expenditure incurred

Shortfall at the end of the year

Total of previous years shortfall

Reason for shortfall

Nature of CSR activities

Details of related party transactions

Movement of CSR Provision:

Provision as on 31.03.2021

Less: Contribution to Prime Minister's National Relief Fund

Provision as on 31.03.2022

For the year ended 31-Mar-2022	For the year ended 31-Mar-2021
559.98	1,050.20
848.00	-
-	1,050.20
-	1,050.20
-	Due to impact of Covid-19 Pandemic
Covid-19 relief and health care activities	Prime Minister's National Relief Fund
1,050.20	-
1,050.20	-
-	-

For ICL FINCORP LIMITED


Managing Director

For ICL FINCORP LIMITED

Whole Time Director

For ICL FINCORP LIMITED

Chief Financial Officer



ICL Fincorp Limited

Notes to the Consolidated financial statements for the year ended 31-March-2022

(All amounts are in Indian Rupees in thousands unless otherwise stated)

33 Tax expenses

Income Tax

The components of income tax expense for the year ended 31 March 2022 and year ended 31 March 2021 are:

	For the year ended 31-Mar-2022	For the year ended 31-Mar-2021
Current tax	17,313.14	15,014.54
Adjustment in respect of current income tax of prior years	(268.79)	(28.54)
Deferred tax relating to origination and reversal of temporary differences	(6,957.25)	(736.97)
Total tax charge	10,087.10	14,249.03
Current tax	17,044.35	14,986.00
Deferred tax	(6,957.25)	(736.97)

Reconciliation of Income tax expense:

	For the year ended 31-Mar-2022	For the year ended 31-Mar-2021
Accounting profit before tax as per Ind AS		
Add/(Less) : Ind AS Adjustments on PBT	37,230.92	42,202.83
Accounting profit before tax for IT Computation	37,230.92	42,202.83
Allowances / Disallowances and other adjustments (Net)		16,420.08
Adjusted profit / (Loss) before tax for Income Tax	37,230.92	58,622.90

Current Tax as per Books

Tax at Normal Rate *	16,854.94	14,679.69
Tax at Special Rate (Short Term Capital Gain Effective rate of 17.16%, March 2021: 17.16%, Long Term Capital Gain Effective rate of 22.56%, March 2021: 22.56%)	458.19	334.85
Adjustment of prior year tax and MAT Credit	17,313.14	15,014.54
Total Tax as given in Books	(268.79)	(28.54)
	17,044.35	14,986.00
	17,313.14	15,014.54

*For ICL Fincorp Limited-All India Statutory income tax rate of 25.17%, March 2021: 25.17%)

*For Salem Erode Investments Limited -All India Statutory income tax rate of 27.82%, March 2021: 27.82%)

For ICL Fincorp Limited

For ICL Fincorp Limited

For ICL Fincorp Limited

Managing Director

Whole Time Director

Chief Financial Officer



ICL Fincorp Limited

Notes to the Consolidated financial statements for the year ended 31-March-2022

(All amounts are in Indian Rupees in thousands unless otherwise stated)

33 Tax expenses (Contd)

Deferred Tax

The following table shows deferred tax recorded in the balance sheet and changes recorded in the Income tax expense:

	Deferred Tax Assets	Deferred Tax Liabilities	Income Statement	OCI	Others
	31-Mar-22	31-Mar-22	2021-22	2021-22	2021-22
MAT Credit Entitlement	18,863.52	-	(1,386.75)	-	-
Depreciation	11,034.59	-	2,249.45	-	-
Impairment allowance for financial assets	2,288.51	204.71	4,242.70	-	-
Remeasurement gain/ (loss) on defined benefit plan	-	208.18	-	(653.56)	-
Provisions	2,685.09	-	511.11	-	-
Financial assets measured at amortised cost	-	-	-	-	-
Other temporary differences	41.73	16.69	(46.01)	-	-
Total	34,913.44	429.58	5,570.50	(653.56)	-
Net Deferred tax liabilities as at 31 March, 2022	34,483.86	-	-	-	-

	Deferred Tax Assets	Deferred Tax Liabilities	Income Statement	OCI	Others
	31-Mar-21	31-Mar-21	2020-21	2020-21	2020-21
MAT Credit Entitlement	20,250.27	-	(142.10)	-	-
Depreciation	8,835.01	49.86	2,357.93	-	-
Impairment allowance for financial assets	208.09	2,366.99	(2,508.00)	-	-
Remeasurement gain/ (loss) on defined benefit plan	445.38	-	-	623.50	-
Provisions	2,173.98	-	1,093.68	-	-
Financial assets measured at amortised cost	-	-	(191.42)	-	-
Other temporary differences	75.50	4.46	(15.22)	-	-
Total	31,988.22	2,421.30	594.87	623.50	-
Net Deferred tax liabilities as at 31 March, 2021	29,566.92	-	-	-	-

For ICL Fincorp Limited

Managing Director

For ICL Fincorp Limited

Whole Time Director

For ICL Fincorp Limited


Chief Financial Officer



ICL Fincorp Limited**Notes to the Consolidated financial statements for the year ended 31-March-2022***(All amounts are in Indian Rupees in thousands unless otherwise stated)***34 Earnings per equity share**

The following reflects the profit and share data used in the basic and diluted EPS computations:

	For the year ended 31-Mar-2022	For the year ended 31-Mar-2021
Profit/(loss) after tax	27,143.82	27,953.80
Less : Dividends on convertible preference shares & tax thereon		
Net profit/(loss) for calculation of basic EPS	27,143.82	27,953.80
Net profit as above	27,143.82	27,953.80
Add : dividends on convertible preference shares & tax thereon		
Add : interest on bonds convertible into equity shares (net of tax)		
Net profit/(loss) for calculation of diluted EPS (A)	27,143.82	27,953.80
 Weighted average number of equity shares in calculating basic EPS (B)	 4,43,34,952	 4,43,34,952
Effect of dilution:		
Convertible preference shares		
 Weighted average number of equity shares in calculating diluted EPS (C)	 4,43,34,952	 4,43,34,952
 Earnings Per Share (A/B) (Basic in `)	 0.61	 0.63
Earnings Per Share (A/C) (Diluted in `)	0.61	0.63
Par value per share	10.00	10.00

For ICL FINCORP LIMITED

 Managing Director

For ICL FINCORP LIMITED

 Whole Time Director

For ICL FINCORP LIMITED

 Chief Financial Officer




ICL Fincorp Limited**Notes to the Consolidated financial statements for the year ended 31-March-2022***(All amounts are in Indian Rupees in thousands unless otherwise stated)***35 Retirement Benefit Plan****Defined Contribution Plan**

The Company makes Provident Fund and Employee State Insurance Scheme contributions which are defined contribution plans, for qualifying employees. Under the Schemes, the Company is required to contribute a specified percentage of the payroll costs to fund the benefits. The Company recognized ₹76,73,628/- (Previous Year: ₹1,01,76,578/-) for Provident Fund contributions and ₹ 41,47,934 (Previous Year: ₹36,48,957/-) for Employee State Insurance Scheme contributions in the Statement of Profit and Loss. The contributions payable to these plans by the Company are at rates specified in the rules of the Schemes.

Defined Benefit Plan

The Company has a defined benefit gratuity plan. Every employee who has completed five years or more of service gets a gratuity on departure at 15 days salary (last drawn salary) for each completed year of service.

i) Gratuity**HOLDING COMPANY****ICL FINCORP LIMITED**

Actuarial assumptions	As at 31-March-2022	As at 31-March-2021
Mortality table	IALM 2012-14 Ult	IALM 2012-14 Ult
Normal retirement Age (years)	65 Years	65 Years
Employee Turnover	21% p.a upto age 50 thereafter 3%	21% p.a upto age 50 thereafter 3%
Discount rate	6.0%	6.6%
Basic salary increases allowing for Price inflation	5%	5%
Formula used	Projected unit credit Method with control period of one year	Projected unit credit Method with control period of one year

SUBSIDIARY COMPANY**SALEM ERODE INVESTMENT LIMITED**

Actuarial assumptions	As at 31-March-2022	As at 31-March-2021
Mortality table	IALM 2012-14 Ult	IALM 2012-14 Ult
Superannuation age	65	65
Early retirement and disablement	5% p.a	5% p.a
Discount rate	7.20%	6.6%
Inflation rate	5%	5%
Return on asset	N/A	N/A
Remaining working life	15.1	14.7
Formula used	Projected unit credit Method with control period of one year	Projected unit credit Method with control period of one year

Changes in fair value of plan assets

Not applicable as scheme is unfunded

Funded status

Not applicable as scheme is unfunded

For ICL FINCORP LIMITED

Managing Director

For ICL FINCORP LIMITED

Whole Time Director

For ICL FINCORP LIMITED

Chief Financial Officer



ICL Fincorp Limited
Notes to the Consolidated financial statements for the year ended 31-March-2022

(All amounts are in Indian Rupees in thousands unless otherwise stated)

35 Retirement Benefit Plan(Contd)
Table 1

Reconciliation of PBO	As at 31-March-2022	As at 31-March-2021
Projected Benefit Obligation at Beginning of Year	86,60,855	42,92,365
Current Service Cost	24,80,771	21,79,022
Interest Cost	6,69,010	4,69,175
Contributions by plan participants	-	-
Actuarial (Gain)/Loss due to change in assumptions and experience deviation	(8,25,656)	17,69,620
Foreign currency exchange rate changes on plans measured in a currency different from the enterprise's reporting currency	-	-
Benefits Paid	(2,39,719)	(49,327)
Past service cost	-	-
Amalgamations	-	-
Curtailments	-	-
Settlements	-	-
Projected Benefit Obligation at End of Year	1,07,45,261	86,60,855

Table 2

Plan Asset at Fair Value	As at 31-March-2022	As at 31-March-2021
Plan Asset at beginning of year	-	-
Foreign currency exchange rate changes on plans measured in a currency different from the enterprise's reporting currency	-	-
Expected Return on Plan Asset	-	-
Employer Contribution	2,39,719	49,327
Employee Contribution	-	-
Benefit Payments	(2,39,719)	(49,327)
Asset Gain / (Loss)	-	-
Amalgamations	-	-
Settlements	-	-
Ending Asset	-	-
Total actuarial gain/(loss) to be recognised in Other Compr. Income	8,25,656	(17,69,620)

Table 3

Amount to be Recognised in Balancesheet:	As at 31-March-2022	As at 31-March-2021
Projected Benefit Obligation at End or year	1,07,45,261	86,60,855
Ending Asset	-	-
Funded Status asset / (liability)	(1,07,45,261)	(86,60,855)
Unrecognised past service cost - non vested benefits (-)	-	-
Liability(-)/Asset(+) recognised in Balance Sheet	(1,07,45,261)	(86,60,855)

Table 4

Statement of Profit/Loss	As at 31-March-2022	As at 31-March-2021
Current service cost	24,80,771	21,79,022
Interest cost	6,69,010	4,69,175
Expected return of plan asset	-	-
Curtailment cost	-	-
Net actuarial (gain)/loss to be recognised in year	-	-
Past Service Cost Recognised	-	-
Effect of Curtailments	-	-
Income (-)/Expense(+) recognised in the statement of P&L	31,49,781	26,48,197
Current Liability	17,62,668	11,37,862
Non-Current Liability	89,82,593	75,22,993

For ICL FINCORP LIMITED


Managing Director

For ICL FINCORP LIMITED

Whole Time Director

For ICL FINCORP LIMITED

Chief Financial Officer



ICL Fincorp Limited
Notes to the Consolidated financial statements for the year ended 31-March-2022

(All amounts are in Indian Rupees in thousands unless otherwise stated)

35 Retirement Benefit Plan(Contd)
Table 5

Further Reconciliation	As at 31-March-2022	As at 31-March-2021
Expenses As above	31,49,781	26,48,197
Less ERContrib/Direct ben paid	(2,39,719)	(49,327)
Less included in OCI	(8,25,656)	17,69,620
Balance to be recognised in P&L	20,84,406	43,68,490
Increase in Funded Status	(20,84,406)	(43,68,490)
Actuaial gain/(loss) due to assumption changes	65,462	-5,80,714.00
Experience adjustments[Gain/(Loss)]:Liability	7,60,194	-11,88,906.00
Total Actl gain/(loss) : liability	8,25,656	(17,69,620)
Asset gain / (loss)		
Total gain / (loss)	8,25,656	(17,69,620)

Table 6

Amounts recognised in Other Comprehensive Income	As at 31-March-2022	As at 31-March-2021
Actuaial gain / (loss) due to assumption changes	65,462	(5,80,714)
Experience adjustments[Gain/(Loss)]:Liability	7,60,194	(11,88,906)
Total Actl gain/(loss) on liability side	8,25,656	(17,69,620)
Asset gain / (loss)		
Total to be recognised in OCI for the year	8,25,656	(17,69,620)
Total b/f balance [gains/(loss)]	(17,69,620)	
Total recognised in OCI at EoY	(9,43,964)	

Table 7

Sensitivity Analysis (Proj.Ben. Obligations)	As at 31-March-2022	As at 31-March-2021
Current year basis	1,07,45,261	86,60,855
Last years basis	1,08,10,723	80,57,163
Discount rate increased by 0.25%	1,05,99,913	85,37,707
Discount rate decreased by 0.25%	1,08,94,592	87,87,367
Salary Escalation rate increased by 2%	1,16,67,155	94,21,108
Salary Escalation rate decreased by 2%	99,00,807	79,47,033
Employee Turnover rate increased by 2%	1,05,40,402	83,90,871
Employee Turnover rate decreased by 2%	1,09,24,548	89,17,378

Table 8

Categories of Plan Assets	As at 31-March-2022	As at 31-March-2021
Government of India Securities	0%	0%
High quality corporate bonds	0%	0%
Equity shares of listed companies	0%	0%
Property	0%	0%
Funds managed by Insurer	0%	0%

Table 9

Details of experience adjustment on plan assets and liabilities	As at 31-March-2022	As at 31-March-2021
FY 2023	17,62,474	11,37,862
FY 2024	12,24,311	9,24,528
FY 2025	12,37,971	9,82,861
FY 2026	11,46,297	9,81,782
FY 2027	10,43,389	9,50,468
FY 2028-2032	48,84,183	44,47,089

Salem Erode Investments Limited:-

The application of Payment of Gratuity Act comes into operation for the company in this reporting period (ie. the statutory limit of ten number of employees has increased during the year). Hence the management has fulfilled the criteria of Payment of Gratuity Act and has applied the policy pursuant to IND AS 19.

For ICL FINCORP LIMITED


Managing Director

For ICL FINCORP LIMITED

Whole Time Director

For ICL FINCORP LIMITED

Chief Financial Officer



ICL Fincorp Limited

Notes to the Consolidated financial statements for the year ended 31-March-2022

(All amounts are in Indian Rupees in thousands unless otherwise stated)

36 Maturity Analysis Of Assets And Liabilities

The table below shows an analysis of assets and liabilities analysed according to when they are expected to be recovered or settled. With regard to loans and advances to customers, the Company uses the same basis of expected repayment behaviour as used for estimating the EIR.

	As at 31-Mar-2022			As at 31-Mar-2021		
	Within 12 Months	After 12 Months	Total	Within 12 Months	After 12 Months	Total
Assets						
Financial Assets						
Cash and Cash Equivalents	1,37,489.21	-	1,37,489.21	1,10,353.65	-	1,10,353.65
Bank Balances other than above	55,355.10	-	55,355.10	10,174.94	-	10,174.94
Loans	34,42,515.75	74,265.17	35,16,780.93	28,74,229.38	1,42,197.43	30,16,426.81
Investments	41,169.33	-	41,169.33	28,264.15	-	28,264.15
Other Financial Asset	2,41,705.16	15,146.03	2,56,851.19	1,77,736.57	13,873.11	1,91,609.68
Total (A)	39,18,234.56	89,411.20	40,07,645.76	32,00,758.69	1,56,070.55	33,56,829.24
Non-Financial Assets						
Current tax assets (net)	34,067.67	-	34,067.67	33,123.98	-	33,123.98
Deferred tax assets (net)	-	34,483.86	34,483.86	-	29,566.92	29,566.92
Property, Plant and Equipment	-	2,45,857.38	2,45,857.38	-	1,22,645.63	1,22,645.63
Capital work in progress	-	7,149.14	7,149.14	-	7,149.14	7,149.14
Right-of-Use Asset	4,695.25	68,462.05	73,157.30	27,256.75	11,762.61	39,019.36
Goodwill	-	44,786.26	44,786.26	-	44,786.26	44,786.26
Other Intangible assets	-	2,313.56	2,313.56	-	2,688.47	2,688.47
Other Non-Financial Asset	1,11,980.95	25,000.00	1,36,980.95	61,008.61	50,031.49	1,11,040.10
Total (B)	1,50,743.86	4,28,052.25	5,78,796.12	1,21,389.34	2,68,630.51	3,90,019.85
Total Assets (A+B)	40,68,978.42	5,17,463.46	45,86,441.88	33,22,148.03	4,24,701.06	37,46,849.23
Liabilities and Equity						
Financial Liabilities						
Trade payables						
(A) total outstanding dues of micro enterprises and small enterprises;	567.71	-	567.71	1,124.57	-	1,124.57
(B) total outstanding dues of creditors other than micro enterprises and small enterprises.	9,830.50	-	9,830.50	7,753.82	-	7,753.82
Debt Securities	26,83,860.00	-	26,83,860.00	21,72,767.00	-	21,72,767.00
Borrowings	2,78,885.85	-	2,78,885.85	11,053.47	-	11,053.47
Subordinate Liabilities	3,05,040.00	-	3,05,040.00	3,79,902.00	-	3,79,902.00
Lease Liability	50,317.79	68,043.87	1,18,361.66	18,883.62	17,622.77	36,506.39
Other financial liabilities	2,04,573.66	1,59,747.73	3,64,321.39	1,44,341.06	1,59,747.73	3,04,088.79
Total (C)	35,33,075.51	2,27,791.60	37,60,867.11	27,35,825.53	1,77,370.50	29,13,196.04
Non-Financial Liabilities						
Provisions	40,763.00	10,745.26	51,508.26	27,663.92	8,660.86	36,324.78
Other non-financial liabilities	14,532.85	-	14,532.85	10,867.95	-	10,867.95
Total (D)	55,295.85	10,745.26	66,041.11	38,531.87	8,660.86	47,192.72
Total Liabilities (C+D)	35,88,371.36	2,38,536.86	38,26,908.22	27,74,357.40	1,86,031.36	29,60,388.76
Net	4,80,607.06	2,78,926.60	7,59,533.66	5,47,790.63	2,38,669.70	7,86,460.48

37 Change In Liabilities Arising From Financing Activities

Particulars	As at 31-Mar-202	Cash Flows	Other	As at 31-Mar-2022
Debt Securities	21,72,767.00	5,11,093.00	-	26,83,860.00
Borrowings	11,053.47	2,67,832.37	-	2,78,885.85
Subordinate Liabilities	3,79,902.00	(74,862.00)	-	3,05,040.00
Total	25,63,722.47	7,04,063.37	-	32,67,785.85

For ICL FINCORP LIMITED

Managing Director

For ICL FINCORP LIMITED

Whole Time Director

For ICL FINCORP LIMITED

Chief Financial Officer



ICL Fincorp Limited

Notes to the Consolidated financial statements for the year ended 31-March-2022

(All amounts are in Indian Rupees in thousands unless otherwise stated)

38 Related party transactions

Names of related parties

Relationship	Name of the party
Key Management Personnel	Mr. K G Anilkumar (Managing Director) Ms. Umadevi Anilkumar (Whole Time Director) Mr. Prasanjith Kumar (CS) (Resigned on 15-07-2021) Mr. T Karthik Narayanan (CS) (Appointed on 31-12-2021) (Resigned on 06-04-2022) Mr. Subramanian R (CFO) (Resigned on 21-06-2021) Mr. Natarajan (CFO) (Resigned on 24-09-2021) Mr. Madhavankutty T (CFO) Mr. Nadarajan (Independent Director) (Resigned on 27-08-2021) Mr. Shinto Stanley (Independent Director) Mr. A. A Balan (Independent Director) Mr. Wilson K K (Non-Executive Director) Mr. Sreejith Surendran Pillai (Non-Executive Director) Saseendran Veliyath (Independent Director) Thainakathu Govindankutty Babu (Independent Director) Manisha Menon (CS)
Subsidiary/Associates / Enterprises owned or significantly influenced by key management personnel or their relatives	Salem Erode Investments Limited ICL Tours And Travels Private Limited ICL Chits Limited ICL Nidhi Limited ICL Medilab Private Limited Snow View Tex Collections Private Ltd Tuline Designer Studio Caits Info Solutions Pvt LTD Kichappu Entertainments Amaljith A Menon (Son of K G Anilkumar and Umadevi Anilkumar) Pankajakshy (Mother of Umadevi Anilkumar) Laneseda Vanjiya Private Limited

Particulars	Key Management Personnel/Directors	
	Due Within 1 year	Due Within 1 year
Balance outstanding at the period end:		
<u>Loan from Directors</u>	17,860.05	1,308.40
K G Anilkumar		
Balance outstanding at the beginning	1,274.94	2,407.21
Amount Accepted	18,420.00	76,563.96
Amount Repaid	2,093.35	77,696.23
Balance outstanding at the period end	17,601.59	1,274.94
Umadevi Anilkumar		
Balance outstanding at the beginning	33.46	709.98
Amount Accepted	225.00	354.20
Amount Repaid	-	1,030.72
Balance outstanding at the period end	258.46	33.46
<u>Property Loan including interest receivable from Directors</u>	37,056.36	96,816.99
K G Anilkumar		
Balance outstanding at the beginning	96,816.99	68,548.97
Amount Advanced	-	34,600.00
Interest Accrued	11,638.86	12,294.51
Amount Repaid	71,399.50	18,626.49
Balance outstanding at the period end	37,056.36	96,816.99

For ICL FINCORP LIMITED

For ICL FINCORP LIMITED

For ICL FINCORP LIMITED

Chief Financial Officer



ICL Fincorp Limited
Notes to the Consolidated financial statements for the year ended 31-March-2022
(All amounts are in Indian Rupees in thousands unless otherwise stated)
38 Related party transactions (contd.)

Particulars	Key Management Personnel/Directors	
	Due Within 1 year	Due Within 1 year
<u>Debt Outstanding</u>		
K G Anilkumar	4,100.00	266.00
Umadevi Anilkumar		110.00
	4,100.00	156.00
<u>Debt Accepted</u>		
K G Anilkumar	4,59,047.00	4,30,826.00
	4,59,047.00	4,30,826.00
<u>Subordinate Debt Outstanding</u>		
K G Anilkumar	7,830.00	18,315.00
Umadevi Anilkumar	7,630.00	15,340.00
	200.00	2,975.00
<u>Interest payable on Subordinate Debt</u>		
K G Anilkumar	2,147.48	5,170.15
Umadevi Anilkumar	1,955.71	4,119.99
	191.77	1,050.16
<u>Interest payable on Debt</u>		
K G Anilkumar	204.52	8.06
Umadevi Anilkumar		0.94
	204.52	7.13
<u>Rent Payable</u>		
K G Anilkumar	67.50	37.00
Umadevi Anilkumar	31.50	
	36.00	37.00
Income recorded in the books:		
K G Anilkumar	11,638.87	12,294.51
	11,638.87	12,294.51
Expenses recorded in the books:		
<u>Remuneration to Directors</u>		
K G Anilkumar	18.00	140.00
Umadevi Anilkumar	12.00	95.00
	6.00	45.00
<u>Remuneration to others</u>		
Prasanjit Kumar Baul (CS)	2,458.67	1,996.98
T. Karthik Narayanan (CS)	309.03	398.21
Nadarajan (CFO)	379.67	
Karthika P S (CS)	545.45	
Subramanian R (CFO)		343.45
Madhavankutty Thekkedath (CFO)	243.62	813.00
Manisha Menon (CS)	325.81	
	655.10	442.32
<u>Interest on Debt</u>		
K G Anilkumar	226.82	73.50
Umadevi Anilkumar	9.67	4.06
	217.15	69.44
<u>Interest on Subordinate Debt</u>		
K G Anilkumar	2,018.81	7,803.16
Umadevi Anilkumar	1,659.87	6,384.90
	358.95	1,418.26

For ICL Fincorp Limited

Managing Director

For ICL Fincorp Limited

Whole Time Director

For ICL Fincorp Limited

Chief Financial Officer



38 Related party transactions (contd.)

Particulars	Key Management Personnel/Directors	
	Due Within 1 year	Due Within 1 year
<u>Sitting Fees paid to Directors (Excluding GST)</u>	456.15	1,10,000.00
K G Anilkumar	89.70	-
Umadevi Anilkumar	92.70	-
Sajish Gopalan	-	20,000.00
Nadarajan	-	10,000.00
Wilson K K	57.00	35,000.00
Shinto Stanly	60.00	35,000.00
Sreejith Surendran Pillai	51.00	10,000.00
A .A Balan	40.35	-
Saseendran Veliyath	32.70	-
Thainakathu Govindankutty Babu	32.70	-
<u>Rent</u>	801.25	510.00
K G Anilkumar	315.00	-
Umadevi Anilkumar	486.25	510.00

Particulars	Subsidiary/Associates / Enterprises owned or significantly influenced by key management personnel or their relatives	
	Due Within 1 year	Due Within 1 year
<u>Advances with Interest receivables from Sister Concerns</u>	26,161.77	50,779.50
ICL Chits Limited		
Balance outstanding at the beginning	10,172.88	19,922.89
Amount Advanced	-	-
Interest accrued	1,040.88	2,749.99
Amount Repaid	11,213.76	12,500.00
Balance outstanding with Interest Recievable at the period end	-	10,172.88
ICL Tours & Travels Private Limited		
Balance outstanding at the beginning	40,606.62	45,881.07
Amount Advanced	-	-
Interest accrued	4,073.46	5,841.22
Amount Repaid	18,518.31	11,115.66
Balance outstanding with Interest Recievable at the period end	26,161.77	40,606.62
CAITS INFO SOLUTIONS		
Payable/(Advance) against purchase at the	64.44	(73.17)
Purchases during the period	66,044.13	23,870.32
Payment against purchase	68,518.38	23,732.70
Payable/(Advance) against purchase at the period end	(2,409.81)	64.44
Kichappu Entertainments		
Balance outstanding at the beginning	-	-
Purchases during the period	5,414.38	-
Payment against purchase	5,414.38	-
Payable/(Advance) against purchase at the period end	-	-

For ICL FINCORP LIMITED

Managing Director

For ICL FINCORP LIMITED

Whole Time Director

For ICL FINCORP LIMITED

Chief Financial Officer



ICL Fincorp Limited
Notes to the Consolidated financial statements for the year ended 31-March-2022
(All amounts are in Indian Rupees in thousands unless otherwise stated)
38 Related party transactions (contd.)

Particulars	Subsidiary/Associates / Enterprises owned or significantly influenced by key management personnel or their relatives	
	Due Within 1 year	Due Within 1 year
Income recorded in the books:		
ICL Chits Limited	5,114.34	8,591.21
ICL Tours & Travels Private Limited	1,040.88	2,749.99
	4,073.46	5,841.22

Particulars	Relatives of key management personnel/directors	
	Due Within 1 year	Due Within 1 year
<u>Debenture Outstanding</u>	6,083.00	100.00
Pankajakshy	6,083.00	100.00
<u>Debenture Accepted</u>	4,26,096.00	4,86,162.00
Pankajakshy	4,26,096.00	4,86,162.00
<u>Subordinate Debt Outstanding</u>	-	220.00
Amaljith A Menon	-	220.00
<u>Subordinate Debt Accepted</u>	-	500.00
Pankajakshy	-	500.00
<u>Interest payable on Subordinate Debt</u>	-	88.74
Amaljith A Menon	-	88.74
<u>Interest payable on Debenture</u>	242.95	0.69
Pankajakshy	242.95	0.69
<u>Interest on Debenture</u>	299.38	21.90
Amaljith A Menon	37.64	15.02
Pankajakshy	261.73	6.88
<u>Interest on Subordinate Debt</u>	27.54	65.73
Amaljith A Menon	27.54	65.73

Note:

a) Related parties have been identified on the basis of declaration received by the management and other records available

b) The remuneration to the key managerial personnel doesnot include the provisions made for gratuity, as they are determined on actuarial whole.

For ICL FINCORP LIMITED

Managing Director

For ICL FINCORP LIMITED

Whole Time Director

For ICL FINCORP LIMITED

Chief Financial Officer



ICL Fincorp Limited

Notes to the Consolidated financial statements for the year ended 31-March-2022

(All amounts are in Indian Rupees in thousands unless otherwise stated)


39 Statement of Net Assets, Profit and Loss and Other Comprehensive Income attributable to Owners and Non Controlling Interest

Particulars	Net Assets, i.e total assets minus total liability		Share in profit and loss		Share in Other comprehensive income		Share in Total comprehensive income	
	As % of consolidated net assets	Amount	As % of consolidated profit and loss	Amount	As % of consolidated other comprehensive income	Amount	As % of Total comprehensive income	Amount
ICL Fincorp Ltd	92.28	7,47,345.42	93.44	25,363.10	98.49	169.50	93.47	25,532.60
Subsidiaries								
Salem Erode Investments Limited	7.72	62,506.03	6.56	1,780.72	1.51	2.60	6.53	1,783.32
Total	100.00	8,09,851.45	100.00	27,143.82	100.00	172.10	100.00	27,315.92

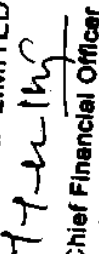
For ICL Fincorp Limited


Managing Director

For ICL Fincorp Limited


Whole Time Director

For ICL Fincorp Limited


Chief Financial Officer



ICL Fincorp Limited**Notes to the Consolidated financial statements for the year ended 31-March-2022***(All amounts are in Indian Rupees in thousands unless otherwise stated)***40 Goodwill on Consolidation**

Goodwill on consolidation represents the excess purchase consideration paid over value of net assets of acquired subsidiaries on the date of such acquisition. Such goodwill is tested for impairment annually or more frequently, if there are indicators for impairment. The Management does not foresee any risk of impairment on the carrying value of goodwill as at 31 March, 2022

41 Draw Down From Reserves

Details of Draw down from reserves, if any, are provided in Statement of Changes in Equity to these financial statements.

42 Additional Disclosures As Required By The Reserve Bank Of India

	As at 31-Mar-2022	As at 31-Mar-2021
Total Gold loan portfolio	34,42,540	28,16,372
Total Assets	45,86,442	37,46,849
Gold loan portfolio as a percentage of total assets	75%	75%

43 Details of Auction held during the year

	As at 31-Mar-2022	As at 31-Mar-2021
No. of Loan accounts	3,272	2,373
Principal amount Outstanding at the dates of auction(A)	1,80,551.86	69,305.33
Interest and Other charges Outstanding at the dates of auction(B)	63,104.10	37,960.81
Total(A+B)	2,43,655.96	1,07,266.15
Value fetched*	2,15,119.41	1,03,786.77

*excluding GST / Sales tax collected from the buyer.

No sister concerns participated in the auctions held during the period.

44 Disclosure on the following matters required under schedule III as amended not being applicable in case of the company, same are not covered such as:

- No proceedings have been initiated or pending against the Group under the Benami Transactions (Prohibition) Act, 1988 (45 of 1988) and rules made thereunder;
- The Group has not been declared willful defaulter by any bank or financial institution or government or any government authority.
- No registration or satisfaction of charges are pending to be filed with ROC.
- The Group has not entered into any scheme of arrangement.
- There are no transactions which have not been recorded in the books.
- The Group has not traded or invested in crypto currency or virtual currency during the financial year.
- The Group does not have any transaction with companies struck off under section 248 or the Companies Act 2013.
- Utilisation of Borrowed funds or share premium:

No funds have been advanced or loaned or invested (either borrowed funds or share premium or any other sources or kind of funds) by the Group to or in any other person(s) or entity(ies), including foreign entities (Intermediaries) with the understanding (whether recorded in writing or otherwise) that the Intermediary shall directly or indirectly lend or invest in other persons or entities identified in any manner whatsoever by or on behalf of the Group (Ultimate Beneficiaries) or provide any guarantee, security or the like to or on behalf of the Ultimate Beneficiaries.

No funds have been received by the Group from any person(s) or entity(ies), including foreign entities (Funding Party) with the understanding (whether recorded in writing or otherwise) that the Group shall, whether, directly or indirectly lend or invest in other persons or entities identified in any manner whatsoever by or on behalf of the Funding Party (Ultimate Beneficiaries) or provide any guarantee, security or the like on behalf of the Ultimate Beneficiaries.

For ICL FINCORP LIMITED


Managing Director

For ICL FINCORP LIMITED

Whole Time Director

For ICL FINCORP LIMITED

Chief Financial Officer



ICL Fincorp Limited**Notes to the Consolidated financial statements for the year ended 31-March-2022**
(All amounts are in Indian Rupees in thousands unless otherwise stated)**45 Contingent Liabilities, Commitments And Contracts****I. Contingent Liabilities**

Claims against the company not acknowledged as debts

Demand from Income Tax Department on account of TDS default*

Guarantees

Other money for which the company is contingently liable

As at 31-Mar-2022**As at 31-Mar-2021**

530.62

306.61

Nil

Nil

Nil

Nil

II. Commitments

Estimated amounts of contracts remaining to be executed on capital account and not provided for. #

163.00

1,963.00

Uncalled liability on shares and other investments partly paid

Nil

Nil

Other commitments

Nil

Nil

*The Income Tax Department has raised demand of ₹5,30,619.66/- on account of TDS default. This happens due to clerical error in quarterly TDS return and the company proposes to revise the return to abolish errors. Since the company does't expect any liability after revising the return, no provision has been made in the books of accounts of the company.

Balance amount payable to S and A associates as per the Agreement for a construction work executed on 7th September 2019.

46 Expenditure In Foreign Currency

Expenditure in foreign currency

As at 31-Mar-2022**As at 31-Mar-2021**

Nil

Nil

47 Capital Management

The Company's policy is to maintain a strong capital base so as to maintain investor, creditor and market confidence and to sustain future development of the business. The Company has adequate cash and cash equivalents. The company monitors its capital by a careful scrutiny of the cash and cash equivalents, and a regular assessment of any debt requirements. In the absence of any debt, the maintenance of debt equity ratio etc. may not be of any relevance to the Company.

48 Comparatives

Previous year figures have been regrouped/reclassified, wherever considered necessary, to conform to this period's classification.

As per our report of even date

For Mohandas & Associates


Chartered Accountants

ICAI Firm Reg No.: 024365

Mohandas A

[Partner]

Membership no.: 036728



Place: Thrissur

Date: 24th August, 2022

For and on behalf of the board of directors of
ICL Fincorp Limited

K G Anilkumar: Umadevi Anilkumar
[Managing Dir [Whole Time Director]
(DIN:007667; (DIN: 06434467)

Madhavankutty T
[Chief Financial Officer]

Place: Irinjalakuda

Date: 24th August, 2022



ICL FINCORP LIMITED

**STANDALONE FINANCIAL STATEMENTS
FOR THE YEAR ENDED 31ST MARCH, 2022**



MOHANDAS & ASSOCIATES

CHARTERED ACCOUNTANTS

IIIrd Floor, "Sree Residency"

Press Club Road, Thrissur - 1.

☎ : 0487 - 2333124, 2321290

Email : ma.auditors@gmail.com

Our Ref.
To

The Board of Directors of ICL FINCORP LIMITED

1. We have audited the attached Standalone Balance Sheet of **ICL FINCORP LIMITED** as at 31st March, 2022 and also the Standalone Statement of profit and loss (including Other Comprehensive Income) and the Standalone Cash flow statement and the Standalone Statement of Changes in Equity for the year ended on that date annexed thereto and issued our audit opinion dated 24th August 2022 thereon. These financial statements are the responsibility of the Company's management. Our responsibility was to express an opinion on these financial statement based on our audit. Our audit was conducted in the manner specified in the audit report.
2. As required by the Non Banking Financial Companies Auditor's Report (Reserve Bank) Directions, 2016, issued by the Reserve Bank of India (the Bank) and amended from time to time (the Directions), based on our audit referred to in paragraph 1 above and based on the information and explanations given to us which to the best of our knowledge and belief were necessary for this purpose, we report hereunder on the matters specified in paragraph 3 and 4 of the Directions.
 - a) The Company is engaged in the business of Non Banking Financial Institution (NBFI) as defined in section 45-I(a) of the Reserve Bank of India Act, 1934 (the Act) during the year ended 31st March, 2022. With effect from 16th May, 2005, the Company is registered with the Bank as an NBFI without accepting public deposits vide Certificate of Registration ('CoR') number B-07.00437 dated 16th May, 2005 with the Bank.
 - b) Based on the asset/income pattern as on 31st March, 2022 determined by the Management in accordance with the audited financial statements for the year ended as on that date, and with reference to Non Banking Financial Company- Non-Systemically Important Non-Deposit taking Company (Reserve Bank) Directions, 2016, the Company is entitled to continue to hold such CoR;
 - c) The Company has met the required net owned fund requirement as laid down in Master Direction - Non-Banking Financial Company - Non-Systemically Important Non-Deposit taking Company (Reserve Bank) Directions, 2016.
- d) The Board of Directors has passed a resolution on 06th April, 2022 for non acceptance of any public deposits.
- e) The Company has not accepted any public deposits during the year and also does not hold any public deposit as on 31st March, 2022.
- f) The Company has complied with the prudential norms relating to income recognition, accounting standards, asset classification and provisioning for bad & doubtful debts as applicable to it in terms of Non Banking Financial (Non Deposit Accepting or Holding) Companies Prudential Norms (Reserve Bank) Directions, 2007 during the year ended 31st March, 2022.



3. We have no responsibility to update this report for events and circumstances occurring after the date of our audit opinion mentioned in paragraph 1.
4. This report is issued solely for reporting on the matters specified in paragraph 3 and 4 of the Directions, to the Board of Directors and is not to be used or distributed for any other purpose.

For Mohandas & Associates

Chartered Accountants

ICAI Firm Reg No: 02116S

[Signature]



Mohandas A

[Partner]

Membership No.036726

UDIN: 22036726A9JSAA9109

Place: Thrissur

Date: 24th August, 2022



Our Ref.

MOHANDAS & ASSOCIATES

CHARTERED ACCOUNTANTS

IIIrd Floor, "Sree Residency"

Press Club Road, Thrissur - 1.

☎ : 0487 - 2333124, 2321290

Email : ma.auditors@gmail.com

Independent Auditor's Report

To the members of ICL Fincorp Limited

Report on the Audit of the Standalone financial statements

Opinion

We have audited the accompanying Standalone financial statements of **M/s. ICL Fincorp Limited** ("the Company") which comprises the Balance Sheet as at 31st March, 2022, the Statement of Profit and Loss (including Other Comprehensive Income), the Cash Flow Statement and the Statement of Changes in Equity for the period then ended, and a summary of the significant accounting policies and other explanatory information.

In our opinion and to the best of our information and according to the explanations given to us, the aforesaid standalone financial statements give the information required by the Companies Act, 2013 ("the Act") in the manner so required and give a true and fair view in conformity with the Indian Accounting Standards prescribed under section 133 of the Act read with the Companies (Indian Accounting Standards) Rules, 2015, as amended, ("Ind AS") and other accounting principles generally accepted in India, of the state of affairs of the Company as at 31st March, 2022, its profit, total comprehensive income, changes in equity and its cash flows for the year ended on that date.

Basis for Opinion

We conducted our audit of the Standalone financial statements in accordance with the Standards on Auditing specified under section 143(10) of the Act (SAs). Our responsibilities under those Standards are further described in the Auditor's Responsibility for the Audit of the Standalone financial statements section of our report. We are independent of the Company in accordance with the Code of Ethics issued by the Institute of Chartered Accountants of India (ICAI) together with the ethical requirements that are relevant to our audit of the Standalone financial statements under the provisions of the Act and the Rules made thereunder, and we have fulfilled our other ethical responsibilities in accordance with these requirements and the ICAI's Code of Ethics. We believe that the audit evidence obtained by us is sufficient and appropriate to provide a basis for our audit opinion on the Standalone financial statements.

Key audit matters

Key audit matters are those matters that, in our professional judgment, were of most significance in our audit of the Standalone financial statements of the current period. These matters were addressed in the context of our audit of the Standalone financial statements as a whole, and in forming our opinion thereon, and we do not provide a separate opinion on these matters.

Reporting of key audit matters as per SA 701, Key Audit Matters are not applicable to the Company as it is an unlisted company.

Information other than the financial statements and auditor's report thereon.

The Company's Board of Directors is responsible for the other information. The other information comprises the information included in the Annual Report, but does not include the financial statements and our auditor's report thereon. The Annual Report is expected to be made available to us after the date of this auditor's report.


- Our opinion on the Standalone financial statements does not cover the other information and we do not express any form of assurance conclusion thereon.

- In connection with our audit of the Standalone financial statements, our responsibility is to read the other information and, in doing so, consider whether the other information is materially inconsistent with the Standalone financial statements or our knowledge obtained during the course of our audit or otherwise appears to be materially misstated.

If, based on the work we have performed, we conclude that there is a material misstatement of this other information; we are required to report that fact. We have nothing to report in this regard.

Management's responsibility for the Standalone financial statements

The Company's Board of Directors is responsible for the matters stated in section 134(5) of the Act with respect to the preparation of these Standalone financial statements that give a true and fair view of the financial position, financial performance including other comprehensive income, cash flows and changes in equity of the Company in accordance with the Ind AS and other accounting principles generally accepted in India. This responsibility also includes maintenance of adequate accounting records in accordance with the provisions of the Act for safeguarding the assets of the Company and for preventing and detecting frauds and other irregularities; selection and application of appropriate accounting policies; making judgments and estimates that are reasonable and prudent; and design, implementation and maintenance of adequate internal financial controls, that were operating effectively for ensuring the accuracy and completeness of the accounting records, relevant to the preparation and presentation of the standalone financial statements that give a true and fair view and are free from material misstatement, whether due to fraud or error.



MOHANDAS & ASSOCIATES

CHARTERED ACCOUNTANTS

Continuation sheet

In preparing the standalone financial statements, Board of Directors is responsible for assessing the Company's ability to continue as a going concern, disclosing, as applicable, matters related to going concern and using the going concern basis of accounting unless management either intends to liquidate the Company or to cease operations, or has no realistic alternative but to do so.


Those Board of Directors are also responsible for overseeing the Company's financial reporting process.

Auditor's responsibility for the audit of the Standalone financial statements

Our objectives are to obtain reasonable assurance about whether the standalone financial statements as a whole are free from material misstatement, whether due to fraud or error, and to issue an auditor's report that includes our opinion. Reasonable assurance is a high level of assurance, but is not a guarantee that an audit conducted in accordance with SAs will always detect a material misstatement when it exists. Misstatements can arise from fraud or error and are considered material if, individually or in the aggregate, they could reasonably be expected to influence the economic decisions of users taken on the basis of these standalone financial statements.

As part of an audit in accordance with SAs, we exercise professional judgment and maintain professional skepticism throughout the audit. We also:

- Identify and assess the risks of material misstatement of the standalone financial statements, whether due to fraud or error, design and perform audit procedures responsive to those risks, and obtain audit evidence that is sufficient and appropriate to provide a basis for our opinion. The risk of not detecting a material misstatement resulting from fraud is higher than for one resulting from error, as fraud may involve collusion, forgery, intentional omissions, misrepresentations, or the override of internal control.
- Obtain an understanding of internal financial control relevant to the audit in order to design audit procedures that are appropriate in the circumstances. Under section 143(3)(i) of the Act, we are also responsible for expressing our opinion on whether the Company has adequate internal financial controls system in place and the operating effectiveness of such controls.
- Evaluate the appropriateness of accounting policies used and the reasonableness of accounting estimates and related disclosures made by the management.
- Conclude on the appropriateness of management's use of the going concern basis of accounting and, based on the audit evidence obtained, whether a material uncertainty exists related to events or conditions that may cast significant doubt on the Company's ability to continue as a going concern. If we conclude that a material uncertainty exists, we are required to draw attention in our auditor's report to the related disclosures in the standalone financial statements or, if such disclosures are inadequate, to modify our opinion. Our conclusions are based on the audit evidence obtained up to the date of our auditor's report. However, future events or conditions may cause the Company to cease to continue as a going concern.



- Evaluate the overall presentation, structure and content of the standalone financial statements, including the disclosures, and whether the standalone financial statements represent the underlying transactions and events in a manner that achieves fair presentation.

Materiality is the magnitude of misstatements in the standalone financial statements that, individually or in aggregate, makes it probable that the economic decisions of a reasonably knowledgeable user of the standalone financial statements may be influenced. We consider quantitative materiality and qualitative factors in (i) planning the scope of our audit work and in evaluating the results of our work; and (ii) to evaluate the effect of any identified misstatements in the standalone financial statements.


We communicate with those charged with governance regarding, among other matters, the planned scope and timing of the audit and significant audit findings, including any significant deficiencies in internal control that we identify during our audit.

We also provide those charged with governance with a statement that we have complied with relevant ethical requirements regarding independence, and to communicate with them all relationships and other matters that may reasonably be thought to bear on our independence, and where applicable, related safeguards.


From the matters communicated with those charged with governance, we determine those matters that were of most significance in the audit of the Standalone financial statements of the current period and are therefore the key audit matters. We describe these matters in our auditor's report unless law or regulation precludes public disclosure about the matter or when, in extremely rare circumstances, we determine that a matter should not be communicated in our report because the adverse consequences of doing so would reasonably be expected to outweigh the public interest benefits of such communication.

Report on Other Legal and Regulatory Requirements

1. As required by the Companies (Auditor's Report) Order, 2020 ("the Order") issued by the Central Government in terms of Section 143(11) of the Act, we give in "Annexure 1" a statement on the matters specified in paragraphs 3 and 4 of the Order.
2. As required by Section 143(3) of the Act, based on our audit we report that:
 - a) We have sought and obtained all the information and explanations which to the best of our knowledge and belief were necessary for the purposes of our audit.
 - b) In our opinion, proper books of account as required by law have been kept by the Company so far as it appears from our examination of those books.
 - c) The Balance Sheet, the Statement of Profit and Loss including Other Comprehensive Income, the Cash Flow Statement and Statement of Changes in Equity dealt with by this Report are in agreement with the books of account.
 - d) In our opinion, the aforesaid standalone financial statements comply with the Ind AS specified under Section 133 of the Act.



- e) On the basis of the written representations received from the directors as on 31st March, 2022 taken on record by the Board of Directors, none of the directors is disqualified as on 31st March, 2022 from being appointed as a director in terms of Section 164(2) of the Act.
- f) With respect to the adequacy of the internal financial controls over financial reporting of the Company and the operating effectiveness of such controls, refer to our separate Report in "Annexure 2". Our report expresses an unmodified opinion on the adequacy and operating effectiveness of the Company's internal financial controls over financial reporting.
- g) With respect to the other matters to be included in the Auditor's Report in accordance with Rule 11 of the Companies (Audit and Auditors) Rules, 2014, as amended in our opinion and to the best of our information and according to the explanations given to us:
- i. The Company has disclosed the impact of pending litigations on its financial position in its standalone financial statements - Refer Note 41 to the standalone financial statements;
 - ii. The Company did not have any long-term contracts including derivative contracts for which there were any material foreseeable losses.
 - iii. There were no amounts which were required to be transferred to the Investor Education and Protection Fund by the Company.
 - iv. Under Rule 11(e)
 - (i) The management has represented that, to the best of its knowledge and belief, no funds have been advanced or loaned or invested (either from borrowed funds or share premium or any other sources or kind of funds) by the company to or in any other person(s) or entity(ies), including foreign entities ("Intermediaries"), with the understanding, whether recorded in writing or otherwise, that the Intermediary shall, directly or indirectly lend or invest in other persons or entities identified in any manner whatsoever by or on behalf of the company ("Ultimate Beneficiaries") or provide any guarantee, security or the like on behalf of the Ultimate Beneficiaries;
 - (ii) The management has represented that, to the best of its knowledge and belief, no funds have been received by the company from any person(s) or entity(ies), including foreign entities ("Funding Parties"), with the understanding, whether recorded in writing or otherwise, as on the date of this audit report, that the company shall, directly or indirectly, lend or invest in other persons or entities identified in any manner whatsoever by or on behalf of the Funding Party ("Ultimate Beneficiaries") or provide any guarantee, security or the like on behalf of the Ultimate Beneficiaries; and
 - (iii) Based on the audit procedures performed that have been considered reasonable and appropriate in the circumstances, and according to the information and explanations provided to us by the Management in this regard nothing has come to our notice that has caused us to believe that the representations under sub-clause (i) and (ii) contain any material misstatement.



- v. During the year the Company has not declared or paid dividend on equity shares.
3. With respect to the other matters to be included in the Auditor's Report in accordance with the requirements of section 197(16) of the Act, as amended, In our opinion and to the best of our information and according to the explanations given to us, the remuneration paid by the Company to its directors during the period is in accordance with the provisions of section 197 of the Act.

For Mohandas & Associates
Chartered Accountants
ICAI Firm Reg No: 02116S



Mohandas A
[Partner]
Membership No.036726



Place: Thrissur
Date: 24th August, 2022

UDIN: 22036726AQJSAA 9109



MOHANDAS & ASSOCIATES

CHARTERED ACCOUNTANTS

IIIrd Floor, "Sree Residency"

Press Club Road, Thrissur - 1.

☎ : 0487 - 2333124, 2321290

Email : ma.auditors@gmail.com


Our Ref.

The Annexure 1 referred to in paragraph 1 under the heading "Report on other legal and regulatory requirements" of the Our Report of even date to the members of ICL Fincorp Limited on the accounts of the company for the year ended 31st March, 2022.


On the basis of such checks as we considered appropriate and according to the information and explanation given to us during the course of our audit, we report that:

- i) a) (A) The Company has maintained proper records showing full particulars, including quantitative details and situation of Property, Plant and Equipment;


(B) The Company has maintained proper records showing full particulars of intangible assets;
- b) All the Property, Plant and Equipment have not been physically verified by the management during the period but there is a regular program of verification which, in our opinion, is reasonable having regard to the size of the company and nature of its assets. No material discrepancies were noticed on such verification;
- c) The title deeds of all the immovable properties (other than properties where the company is the lessee and the lease agreements are duly executed in favour of the lessee) disclosed in the financial statements are held in the name of the company;
- d) The company has not revalued its Property, Plant and Equipment (including Right of use assets) or intangible assets or both during the year;
- e) No proceedings have been initiated or pending against the company under the Benami Transactions (Prohibition) Act, 1988 (45 of 1988) and rules made there under;
- ii) a) The Company is a Non-Banking Financial Company engaged in the business of providing loans and does not hold any type of physical inventories. Therefore, the provisions of paragraph 3(ii)(a) of the Companies (Auditor's Report) Order, 2020 are not applicable to the Company;
- b) During the year, the company has been sanctioned working capital limits in excess of rupees five crore, in aggregate, from banks or financial institutions on the basis of security of current assets and the statements filed by the company with such banks or financial institutions are in agreement with the books of account of the Company;
- iii) During the year the company has granted loans or advances, secured or unsecured, to parties other than firms, Limited Liability Partnerships.
 - a) The Company is a Non- Banking Financial Company engaged in the principal business of providing loans. Therefore, the provisions of paragraph 3(iii)(a) of the Companies (Auditor's Report) Order, 2020 are not applicable to the Company;
 - b) The terms and conditions of all the loans and advances granted by the company during the year are not prejudicial to the company's interest;



- c) In respect of loans and advances in the nature of loans, the schedule of repayment of principal and payment of interest has been stipulated and the company has provided impairment allowance for expected credit losses on loans and advances where repayments or receipts are irregular. In addition to that the company has created impairment reserve as per Prudential Norms of RBI;
- d) Total amount overdue for more than ninety days is ₹33,33,51,927.17/- and reasonable steps have been taken by the company for recovery of the principal and interest;
- e) The Company is a Non-Banking Financial Company engaged in the principal business of providing loans. Therefore, the provisions of paragraph 3(iii) (e) of the Companies (Auditor's Report) Order, 2020 are not applicable to the Company;
- f) The company has not granted any loans or advances in the nature of loans either repayable on demand or without specifying any terms or period of repayment to the Promoters, related parties as defined in clause (76) of section 2 of the Companies Act, 2013;
- iv) The Company has complied with Section 185 and 186 of the Companies Act, 2013 wherever applicable in respect of loans, investments, guarantees and securities provided.
- v) The Company has not accepted any Deposits or amounts which are deemed to be deposits from the public. Therefore the Directives issued by the Reserve Bank Of India and the provisions of sections 73 to 76 or any other relevant provisions of the Companies Act, 2013 and the Rules framed there under are not applicable to the Company. The Company has not received any order from the Company Law Board or National Company Law Tribunal or Reserve Bank of India or any Court or any other Tribunal in this regard;
- vi) Being a Non-Banking Finance Company, maintenance of cost records has not been specified by the Central Government under section 148(1) of the Companies Act, 2013;
- vii) a) The Company is regular in depositing undisputed statutory dues including Provident Fund, Employees' State Insurance, Income-tax, Sales-tax, Service tax, Goods and Service Tax, duty of customs, duty of excise, value added tax, cess and any other statutory dues with the appropriate authorities wherever applicable to it. There are no arrears of statutory dues as at the last day of the financial year concerned for a period of more than six months from the date on which they became payable;
- b) There are no statutory dues of Provident Fund, Employees' State Insurance, Income Tax, Sales tax, Service tax, Goods and Service Tax or duty of customs or duty of excise or value added tax, cess which have not been deposited on account of any dispute;
- viii) There are no transactions which were not recorded in the books of account which have been surrendered or disclosed as income during the year in the tax assessments under the Income Tax Act, 1961 (43 of 1961);
- ix) (a) The Company has not defaulted in repayment of loans or other borrowings or in the payment of interest thereon to any lender;



- (b) The Company isn't a declared willful defaulter by any bank or financial institution or other lender;
- (c) Term loans have been applied for the purpose for which the loans were obtained;
- (d) The company has not utilized the funds raised on short term basis for long term purposes;
- (e) The company has not taken any funds from any entity or person on account of or to meet the obligations of its subsidiaries, associates or joint ventures;
- (f) The company has not raised any loans during the year on the pledge of securities held in its subsidiaries, joint ventures or associate companies;
- x)
 - a) The Company has not raised any money by way of initial public offer or further public offer (including debt instruments) during the year;
 - b) The company has not made any preferential allotment or private placement of shares or convertible debentures (fully, partially or optionally convertible) during the year;
- xi)
 - (a) During the year the Company has reported a fraud case on account of theft of gold by branch employees of the company. The net amount involved in the fraud is ₹87,19,009/- and the same is charged to Statement of Profit and Loss.
 - (b) No report under sub-section (12) of section 143 of the Companies Act has been filed by us in Form ADT-4 as prescribed under rule 13 of Companies (Audit and Auditors) Rules, 2014 with the Central Government;
 - (c) The company has not received any whistle-blower complaints during the year;
- xii) The Company is not a Nidhi Company. Accordingly, paragraph 3(xii) of the Companies (Auditor's Report) Order, 2020 are not applicable to the Company;
- xiii) All transactions with the related parties are in compliance with the sections 177 and 188 of the Companies Act, 2013 and the details of such transactions have been disclosed in the financial statements of the Company as required by the applicable accounting standards;
- xiv)
 - (a) The Company has an internal audit system commensurate with the size and nature of its business;
 - (b) The reports of the internal auditors for the period under audit were considered by us;
- xv) The Company has not entered into any non-cash transactions with directors or persons connected with them;
- xvi)
 - (a) The Company has obtained the required registration under section 45-IA of the Reserve Bank of India Act, 1934 (2 of 1934);
 - (b) The Company has conducted Non-Banking Financial activities with a valid Certificate of Registration (CoR) from the Reserve Bank of India as per the Reserve Bank of India Act, 1934;



- (c) The company is not a Core Investment Company (CIC) as defined in the regulations made by the Reserve Bank of India.
- (d) There are no CICs as part of the Group to which the company belongs
- xvii) The company has not incurred any cash losses in the financial year and in the immediately preceding financial year;
- xviii) There has not been any resignation of the statutory auditors during the year;
- xix) On the basis of the financial ratios, ageing and expected dates of realization of financial assets and payment of financial liabilities, other information accompanying the financial statements, our knowledge of the Board of Directors and management plans, we are of the opinion that no material uncertainty exists as on the date of the audit report that company is capable of meeting its liabilities existing at the date of balance sheet as and when they fall due within a period of one year from the balance sheet date;
- xx) a) In respect of other than ongoing projects, the company does not have any unspent amount to be transferred to the Fund specified in Schedule VII to the Companies Act, 2013 in compliance with second proviso to Section 135(5) of said Act;
- b) In respect of ongoing projects, the company does not have any unspent amount under sub-section (5) of section 135 of the Companies Act, 2013, to be transferred to special account in compliance with the provision of sub-section (6) of section 135 of the said Act;
- xxi) There are no qualifications or adverse remarks by the respective auditors in the Companies (Auditor's Report) Order (CARO) reports of the companies included in the consolidated financial statements.

For Mohandas & Associates
Chartered Accountants
ICAI Firm Registration No: 02116S

Mohandas A
[Partner]

Membership No. 036726

UDIN: 22036226A9JSAA9109

Place: Thrissur
Date: 24th August, 2022





Our Ref.

MOHANDAS & ASSOCIATES

CHARTERED ACCOUNTANTS

IIIrd Floor, "Sree Residency"

Press Club Road, Thrissur - 1.

☎ : 0487 - 2333124, 2321290

Email : ma.auditors@gmail.com

Annexure 2 to the Independent Auditors' Report of ICL Fincorp Limited for the period ended 31st March, 2022.

Report on the Internal Financial Controls over Financial Reporting under Clause (i) of Sub-section 3 of Section 143 of the Companies Act, 2013 ('the Act')

We have audited the internal financial controls over financial reporting of **ICL Fincorp Limited** ('the Company') as of 31st March, 2022 in conjunction with our audit of the Ind AS Standalone financial statements of the Company for the period ended on that date.

Management's Responsibility for Internal Financial Controls


The Company's management is responsible for establishing and maintaining internal financial controls based on the internal control over financial reporting criteria established by the Company considering the essential components of internal control stated in the guidance note on Audit of Internal Financial Controls Over Financial Reporting issued by the Institute of Chartered Accountants of India ('ICAI'). These responsibilities include the design, implementation and maintenance of adequate internal financial controls that were operating effectively for ensuring the orderly and efficient conduct of its business, including adherence to company's policies, the safeguarding of its assets, the prevention and detection of frauds and errors, the accuracy and completeness of the accounting records, and the timely preparation of reliable financial information, as required under the Companies Act, 2013.

Auditors' Responsibility

Our responsibility is to express an opinion on the Company's internal financial controls over financial reporting based on our audit. We conducted our audit in accordance with the guidance note on audit of internal financial controls over financial reporting (the 'Guidance Note') and the Standards on Auditing (the 'Standards') issued by ICAI and deemed to be prescribed under section 143 (10) of the Companies Act, 2013, to the extent applicable to an audit of internal financial controls. Those Standards and the Guidance Note require that we comply with ethical requirements and plan and perform the audit to obtain reasonable assurance about whether adequate internal financial controls over financial reporting was established and maintained and if such controls operated effectively in all material respects.

Our audit involves performing procedures to obtain audit evidence about the adequacy of the internal financial controls system over financial reporting and their operating effectiveness. Our audit of internal financial controls over financial reporting included obtaining an understanding of internal financial controls over financial reporting, assessing the risk that a material weakness exists, and testing and evaluating the design and operating effectiveness of internal control based on the assessed risk. The procedures selected depend on the auditor's judgment, including the assessment of the risks of material misstatement of the Standalone financial statements, whether due to fraud or error.

We believe that the audit evidence we have obtained is sufficient and appropriate to provide a basis for our audit opinion on the Company's internal financial controls over financial reporting.



Meaning of Internal Financial Controls over Financial Reporting

A company's internal financial control over financial reporting is a process designed to provide reasonable assurance regarding the reliability of financial reporting and the preparation of Standalone financial statements for external purposes in accordance with generally accepted accounting principles. A company's internal financial control over financial reporting includes those policies and procedures that (i) pertain to the maintenance of records that, in reasonable detail, accurately and fairly reflect the transactions and dispositions of the assets of the company; (ii) provide reasonable assurance that transactions are recorded as necessary to permit preparation of Standalone financial statements in accordance with generally accepted accounting principles, and that receipts and expenditures of the company are being made only in accordance with authorizations of management and directors of the company; and (iii) provide reasonable assurance regarding prevention or timely detection of unauthorized acquisition, use, or disposition of the company's assets that could have a material effect on the Standalone financial statements.

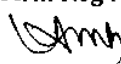
Inherent Limitations of Internal Financial Controls over Financial Reporting

Because of the inherent limitations of internal financial controls over financial reporting, including the possibility of collusion or improper management override of controls, material misstatements due to error or fraud may occur and not be detected. Also, projections of any evaluation of the internal financial controls over financial reporting to future periods are subject to the risk that the internal financial control over financial reporting may become inadequate because of changes in conditions, or that the degree of compliance with the policies or procedures may deteriorate.

Opinion

In our opinion, the Company has, in all material respects, an adequate internal financial controls over financial reporting and such internal financial controls over financial reporting were operating effectively as at 31st March, 2022, based on the internal control over financial reporting criteria established by the Company considering the essential components of internal control stated in the guidance note issued by the ICAI.

For Mohandas & Associates
Chartered Accountants
ICAI Firm Reg No: 021168



Mohandas A
[Partner]

Membership No.036726

UDIN: 22036726AQJSAA 9109

Place : Thrissur

Date : 24th August, 2022

ICL Fincorp Limited**Standalone Balance Sheet as at 31-March-2022**

(All amounts are in Indian Rupees in thousands unless otherwise stated)

Assets	Notes	31-Mar-22	31-Mar-21
Financial Assets			
Cash and Cash Equivalents	7	94,606.85	1,10,035.52
Bank Balances other than above	8	55,355.10	10,128.60
Loans	9	34,30,677.33	30,04,760.54
Investments	10	2,59,409.26	2,47,014.91
Other Financial Asset	11	2,52,769.74	1,89,757.96
		40,92,818.28	35,61,697.54
Non-Financial Assets			
Current tax assets	12	34,067.67	33,123.98
Deferred tax assets (net)	32	15,710.09	9,162.88
Property, Plant and Equipment	13(A)	2,41,721.02	1,18,977.43
Capital work in progress	13(B)	7,149.14	7,149.14
Right-of-Use Asset	13(C)	68,465.01	36,492.27
Other Intangible Assets	14	1,918.08	2,213.88
Other Non-Financial Asset	15	1,19,117.42	93,459.05
		4,88,148.44	3,00,578.63
TOTAL		45,80,966.72	38,62,276.16
Liabilities and Equity			
Financial Liabilities			
Trade payables	16		
(A) total outstanding dues of micro enterprises and small enterprises; and		567.71	1,106.89
(B) total outstanding dues of creditors other than micro enterprises and small enterprises.		9,029.91	7,177.54
Debt Securities	17	25,74,195.00	21,72,767.00
Borrowings (Other than Debt Securities)	18	4,81,019.86	2,17,553.47
Subordinate Liabilities	19	3,05,040.00	3,79,902.00
Lease Liability	13(C)	63,652.91	34,211.05
Other financial liabilities	20	3,63,278.73	3,03,710.01
		37,96,784.13	31,16,427.96
Non-Financial Liabilities			
Provisions	21	37,947.05	19,368.52
Other non-financial liabilities	22	14,333.84	10,835.85
		52,280.90	30,204.37
Equity			
Equity Share capital	23	4,43,349.52	4,43,349.52
Other Equity	24	2,88,552.17	2,72,294.31
		7,31,901.69	7,15,643.83
TOTAL		45,80,966.72	38,62,276.16

Summary of significant accounting policies

5

The accompanying notes are an integral part of the financial statements.

As per our report of even date

For Mohandas & Associates

Chartered Accountants

ICAI Firm Reg No.: 021166

Mohandas A

[Partner]

Membership no.: 036726

Place: Thrissur

Date: 24th August 2022

For and on behalf of the board of directors of
ICL Fincorp LimitedK G Anilkumar
[Managing Director]
(DIN: 00766739)Madhavankutty T
[Chief Financial Officer]
Place: Irinjalakuda
Date: 24th August 2022Umadevi Anilkumar
[Whole Time Director]
(DIN: 06434467)

ICL Fincorp Limited
Standalone Statement of profit and loss for the year ended 31-March-2022
(All amounts are in Indian Rupees in thousands unless otherwise stated)

	Notes	31-Mar-22	31-Mar-21
(I) Income			
Revenue from operations	25		
I) Interest Income		8,66,684.77	7,41,147.97
II) Revenue from other Financial Services		10,616.53	4,638.01
Other income	26	7,958.65	14,125.39
Total Income		8,85,259.95	7,59,911.37
(II) Expenses			
Finance costs	27	4,04,029.21	3,42,476.19
Impairment of Financial Instruments	28	(311.83)	5,458.11
Employee benefits expense	29	2,04,455.52	1,78,673.94
Depreciation and amortization expense	30	76,977.73	52,976.74
Other expenses	31	1,73,822.00	1,57,202.91
Total Expenses		8,58,972.64	7,36,787.89
(III) Profit/(loss) before tax (I) - (II)		26,287.31	23,123.48
(IV) Tax expenses	32		
Current tax		14,114.78	10,550.24
(Excess)/Short provision of Previous Years		(651.66)	(170.64)
Deferred tax(Income)/Expense		(7,196.77)	(1,490.47)
Total tax expense		6,266.36	8,889.13
(V) Profit/(loss) for the year (III) - (IV)		20,020.95	14,234.35
(VI) Other comprehensive income			
Items that will not be reclassified to profit or loss - Remeasurements of the defined benefit asset		811.26	(1,769.62)
Income tax relating to items that will not be reclassified to profit or loss		(649.56)	623.50
Total other comprehensive income (VI)		161.70	(1,146.12)
Total comprehensive income for the year (V) + (VI)		20,182.65	13,088.23
<i>(Comprising profit and other comprehensive income for the year)</i>			
Earnings per equity share	33		
<i>[nominal value of share ₹10]</i>			
Basic (in ₹)		0.45	0.32
Diluted (in ₹)		0.45	0.32
Summary of significant accounting policies	5		
The accompanying notes are an integral part of the financial statements.			

As per our report of even date

For Mohandas & Associates
Chartered Accountants

ICAI Firm Reg No.: 02116S

Mohandas A

[Partner]

Membership no.: 036726

**For and on behalf of the board of directors of
ICL Fincorp Limited**
K G Anilkumar

[Managing Director]

(DIN:00766739)

Madhavankutty T

[Chief Financial Officer]

Place: Irinjalakuda

Date: 24th August 2022

Umadevi Anilkumar

[Whole Time Director]

(DIN: 06434467)

Place: Thrissur

Date: 24th August 2022

ICL Fincorp Limited
Standalone Statement of changes in equity for the year ended 31-March-2022
(All amounts are in Indian Rupees in thousands unless otherwise stated)

B Other Equity (Contd.)

	Reserves and Surplus			Other Comprehensive Income	Total
	Statutory Reserves	Impairment Reserves	Securities Premium Reserves	Retained Earnings	
Balance as at 31-Mar-2021	8,141.97	4,574.75	2,43,376.88	16,745.13	2,72,294.31
Dividends	-	-	-	(3,924.79)	(3,924.79)
Transfer to/from retained earnings	4,300.00	3,545.20	-	(7,845.20)	-
Other Additions / Deductions during the year					
Other Comprehensive Income (Net of Taxes)	-	-	-	161.70	161.70
Securities premium received during the year	-	-	-	-	-
Profit for the period (net of taxes)	-	-	-	20,020.95	20,020.95
Balance as at 31-Mar-2022	12,441.97	8,119.95	2,43,376.88	24,996.09	2,88,552.17

As per our report of even date

For Mohandas & Associates
Chartered Accountants

ICAI Firm Reg.No.: 021165

Mohandas A
[Partner]

Membership no.: 036726



For and on behalf of the board of directors of
ICL Fincorp Limited

K G Anilkumar
[Managing Director]
(DIN:00766739)

Umadevi Anilkumar
[Whole Time Director]
(DIN: 06434467)

Madhavankutty T
[Chief Financial Officer]



Place: Thrissur

Date: 24th August 2022

Place: Irinjalakuda

Date: 24th August 2022

ICL Fincorp Limited
Standalone Cash flow statement for the year ended 31-Mar-2022
(All amounts are in Indian Rupees in thousands unless otherwise stated)

Particulars	31-Mar-22	31-Mar-21
Net Profit before tax	26,287.31	23,123.48
Adjustments for:		
Depreciation and amortization expense	76,977.73	52,976.74
Impairment on financial instruments	(311.83)	5,458.11
Provision for Gratuity	2,842.06	2,575.89
Provision for loss on account of fraud	8,719.01	-
Provision for TDS Default	455.45	-
Net (Gain)/Loss on current investment due to market fluctuation	(1,266.28)	(5,851.93)
Finance cost	7,318.36	948.44
Interest on Fixed deposit	(7,262.35)	(3,274.64)
Dividend on Investments	(89.73)	(42.26)
Lease payments	31,060.30	29,175.51
Profit/(Loss) on sale of Property, Plant and Equipment	(62.89)	-
Net (Gain)/Loss on sale of investments	(2,711.62)	(1,401.34)
Operating profit before working capital changes	1,41,955.52	1,03,688.00
Changes in working capital :		
Decrease / (increase) in non-financial asset	(25,658.38)	(1,243.71)
Decrease / (increase) in loans	(4,25,604.96)	(5,15,641.85)
Decrease / (increase) in investments	(12,394.35)	(13,623.03)
Decrease / (increase) in current tax assets	(943.69)	(17,146.16)
Decrease / (increase) in other financial asset	(63,011.78)	(32,402.49)
Increase / (decrease) in trade payables	1,313.19	2,465.63
Increase / (decrease) in other financial liabilities	59,568.72	81,906.03
Increase / (decrease) in Lease Liability (Net)	29,441.86	(9,953.54)
Increase / (decrease) in other non-financial liabilities	3,497.99	917.23
Cash generated from / (used in) operations	(2,91,835.87)	(4,01,033.89)
Net income Taxes Paid	9,898.58	4,960.10
Net cash flow from/ (used in) operating activities (A)	(3,01,734.45)	(4,05,993.99)
Cash flows from investing activities		
Net Gain/(Loss) on sale of investments	2,711.62	1,401.34
Net (Gain)/Loss on current investment due to market fluctuation	1,266.28	5,851.93
Purchase of property, plant and equipments including CWIP	(1,70,723.09)	(41,266.12)
Dividend on Investments	89.73	42.26
Purchase of intangible assets	(75.00)	(252.52)
Sale of property, plant and equipments	310.54	400.79
Bank balance not considered as cash and cash equivalents	(45,226.50)	(6,470.99)
Net cash flow from/ (used in) Investing activities (B)	(2,11,646.42)	(40,293.31)
Cash flows from financing activities		
Proceed from Debt Security (Net)	4,01,428.00	4,75,572.00
Proceed from Borrowings (Net)	2,63,466.39	(3,589.28)
Proceed from Subordinate Liabilities (Net)	(74,862.00)	(28,758.00)
Finance cost	(7,318.36)	(948.44)
Interest on Fixed deposit	7,262.35	3,274.64
Payment of Preferred Dividend	(116.06)	-
Lease payments	(31,060.30)	(29,175.51)
Right to Use Asset (Net)	(60,847.82)	(12,012.06)
Net cash flow from/ (used in) in financing activities (C)	4,97,952.20	4,04,363.35
Net increase/(decrease) in cash and cash equivalents (A + B + C)	(15,428.67)	(41,923.94)
Cash and cash equivalents at the beginning of the year	1,10,035.52	1,51,959.47
Cash and cash equivalents at the end of the year	94,606.85	1,10,035.53
Components of cash and cash equivalents		
Cash on hand	44,164.91	32,671.93
With banks	50,441.94	77,363.59
Total cash and cash equivalents (Note 7)	94,606.85	1,10,035.52
Summary of significant accounting policies		

5

As per our report of even date
For Mohandas & Associates
Chartered Accountants
 ICAI Firm Reg No.: 021165

Mohandas A
 [Partner]
 Membership no.: 036726



Place: Thrissur
 Date: 24th August 2022

For and on behalf of the board of directors of
ICL Fincorp Limited

K G Anilkumar
 [Managing Director]
 (DIN: 00766739)

Umadevi Anilkumar
 [Whole Time Director]
 (DIN: 06434467)

Madhavankutty T
 [Chief Financial Officer]
 Place: Irinjalakuda
 Date: 24th August 2022



ICL Fincorp Limited

Notes to the Standalone financial statements for the year ended 31-March-2022

(All amounts are in Indian Rupees in thousands unless otherwise stated)

1 CORPORATE INFORMATION

ICL Fincorp Limited was incorporated as Jawahar Finance Limited on 9th December, 1991 at Chennai. The Company was later renamed to Irinjalakuda Credits & Leasing Company Limited on 26th April, 2004, which was further renamed to ICL Fincorp Limited on 8th May, 2016. The company is a non-deposit accepting Non Banking Financial Company (NBFC) which provides a wide range of fund-based services including Gold loans, Business loans, Hypothecation loans, Property loans etc.

The registration details are as follows:

Reserve Bank of India Registration No: B-07.00437

Corporate Identity Number (CIN): U65191TN1991PLC021815

The Company is the ultimate parent company of the Salem Erode Investments Limited.

2 BASIS OF PREPARATION

The Standalone financial statements of the company have been prepared in accordance with Indian Accounting Standards (Ind AS) notified under the Companies (Indian Accounting Standards) Rules, 2015 (as amended from time to time). The financial statements have been prepared under the historical cost convention, as modified by the application of fair value measurements required or allowed by relevant Accounting Standards and on accrual basis except for interest on Non Performing Assets which are recognised on realisation basis. Accounting policies have been consistently applied to all periods presented, unless otherwise stated.

The above financial statements have been prepared in accordance with the Indian Accounting Standards prescribed under Section 133 of the Companies Act, 2013 read with relevant rules issued thereunder and other accounting principles generally accepted in India mainly considering the Master Directions issued by the Reserve Bank of India ('RBI') as applicable to Non-Banking Finance Companies - ND.

The preparation of financial statements requires the use of certain critical accounting estimates and assumptions that affect the reported amounts of assets, liabilities, revenues and expenses and the disclosed amount of contingent liabilities. Areas involving a higher degree of judgement or complexity, or areas where assumptions are significant to the Company are discussed in Note 6 - Significant accounting judgements, estimates and assumptions.

The financial statements are presented in Indian Rupees (INR) except when otherwise indicated.

3 PRESENTATION OF FINANCIAL STATEMENT

The financial statements of the Company are presented as per Schedule III (Division III) of the Companies Act, 2013 applicable to NBFCs, as notified by the Ministry of Corporate Affairs (MCA). Financial assets and financial liabilities are generally reported on a gross basis except when, there is an unconditional legally enforceable right to offset the recognised amounts without being contingent on a future event and the parties intend to settle on a net basis in the following circumstances:

- (i) The normal course of business
- (ii) The event of default
- (iii) The event of insolvency or bankruptcy of the Company and/or its counterparties.

4 STATEMENT OF COMPLIANCE

These separate financial statements of the Company have been prepared in accordance with Indian Accounting Standards as per the Companies (Indian Accounting Standards) Rules, 2015 as amended and notified under Section 133 of the Companies Act, 2013 and the generally accepted accounting principles as referred to in paragraph 2 "Basis of Preparation" above.

5 SIGNIFICANT ACCOUNTING POLICIES (ALSO REFER NOTE 2 ABOVE)

Significant Accounting Policies adopted in the Preparation and Presentation of Financial Statements are as under:-

A. INVESTMENTS IN SUBSIDIARY

Investment in subsidiaries are measured at cost less impairment, if any.

B. FINANCIAL INSTRUMENTS

(i) Classification of financial instruments

The Company classifies its financial assets into the following measurement categories:

- i) Financial assets to be measured at amortised cost.
- ii) Financial assets to be measured at fair value through other comprehensive income.
- iii) Financial assets to be measured at fair value through profit or loss account.

The classification depends on the contractual terms of the financial assets' cash flows and the Company's business model for managing financial assets. The Company determines its business model at the level that best reflects how it manages groups of financial assets to achieve its business objective. The business model is assessed on the basis of aggregated portfolios based on observable factors. These factors include:



For ICL FINCORP LIMITED

Managing Director

For ICL FINCORP LIMITED

Whole Time Director

For ICL FINCORP LIMITED

Chief Financial Officer



ICL Fincorp Limited

Notes to the Standalone financial statements for the year ended 31-March-2022

(All amounts are in Indian Rupees in thousands unless otherwise stated)

- Reports reviewed by the entity's key management personnel on the performance of the financial assets.
- The risks impacting the performance of the business model (and the financial assets held within that business model) and its management thereof.
- The compensation of the managing teams (for example, whether the compensation is based on the fair value of the assets managed or on the contractual cash flows collected)
- The expected frequency, value and timing of trades. The business model assessment is based on reasonably expected scenarios without taking 'worst case' or 'stress case' scenarios into account.

The Company also assesses the contractual terms of financial assets on the basis of its contractual cash flow characteristics that are solely for the payments of principal and interest on the principal amount outstanding. 'Principal' is defined as the fair value of the financial asset at initial recognition and may change over the life of the financial asset (for example, if there are repayments of principal or amortisation of the premium/discount).

In making this assessment, the Company considers whether the contractual cash flows are consistent with a basic lending arrangement i.e. interest includes only consideration for the time value of money, credit risk, other basic lending risks and a profit margin that is consistent with a basic lending arrangement. Where the contractual terms introduce exposure to risk or volatility that are inconsistent with a basic lending arrangement, the related financial asset is classified and measured at fair value through profit or loss.

The Company classifies its financial liabilities at amortised costs unless it has designated liabilities at fair value through the profit and loss account or is required to measure liabilities at fair value through profit or loss such as derivative liabilities.

(II) Financial assets measured at amortised cost

These Financial assets comprise bank balances, Loans,

Financial Assets with contractual terms that give rise to cash flows on specified dates, and represent solely payments of principal and interest on the principal amount outstanding; and are held within a business model whose objective is achieved by holding to collect contractual cash flows are measured at amortised cost.

These financial assets are initially recognised at fair value plus directly attributable transaction costs and subsequently measured at amortised cost. Transaction costs are incremental costs that are directly attributable to the acquisition, issue or disposal of a financial asset or a financial liability.

(III) Financial assets measured at fair value through other comprehensive income

Debt instruments

Investments in debt instruments are measured at fair value through other comprehensive income where they have:

- a) contractual terms that give rise to cash flows on specified dates, that represent solely payments of principal and interest on the principal amount outstanding; and
- b) are held within a business model whose objective is achieved by both collecting contractual cash flows and selling financial assets.

These debt instruments are initially recognised at fair value plus directly attributable transaction costs and subsequently measured at fair value. Gains and losses arising from changes in fair value are included in other comprehensive income (a separate component of equity). Impairment losses or reversals, interest revenue and foreign exchange gains and losses are recognised in profit and loss. Upon disposal, the cumulative gain or loss previously recognised in other comprehensive income is reclassified from equity to the statement of profit and loss. As at the reporting date the Company does not have any financial instruments measured at fair value through other comprehensive income.

Equity instruments

Investments in equity instruments are generally accounted for as at fair value through the profit and loss account unless an irrevocable election has been made by management to account for at fair value through other comprehensive income. Such classification is determined on an instrument by instrument basis. Contingent consideration recognised by the company in a business combination to which Ind AS 103 'Business Combination' applies are measured at fair value through profit and loss account, where amounts presented in other comprehensive income for equity instruments are not subsequently transferred to profit or loss. Dividends on such instruments are recognised in profit or loss. As at the reporting date the Company does not have any equity instruments measured at fair value through other comprehensive income.

For ICL FINCORP LIMITED

Managing Director

For ICL FINCORP LIMITED

Whole Time Director

For ICL FINCORP LIMITED

Chief Financial Officer



ICL Fincorp Limited

Notes to the Standalone financial statements for the year ended 31-March-2022

(All amounts are in Indian Rupees in thousands unless otherwise stated)

(IV) Items at fair value through profit or loss

Items at fair value through profit or loss comprise:

- Investments (including equity shares) held for trading;
- Items specifically designated as fair value through profit or loss on initial recognition; and
- Debt instruments with contractual terms that do not represent solely payments of principal and interest.

Financial instruments held at fair value through profit or loss are initially recognised at fair value, with transaction costs recognised in the statement of profit and loss as incurred. Subsequently, they are measured at fair value and any gains or losses are recognised in the statement of profit and loss as they arise.

Financial instruments held for trading

A financial instrument is classified as held for trading if it is acquired or incurred principally for selling or repurchasing in the near term, or forms part of a portfolio of financial instruments that are managed together and for which there is evidence of short-term profit taking, or it is a derivative not designated in a qualifying hedge relationship.

(V) Debt securities and other borrowed funds

After initial measurement, debt issued and other borrowed funds are subsequently measured at amortised cost. Amortised cost is calculated by taking into account any discount or premium on issue funds, and transaction costs that are an integral part of the Effective Interest Rate (EIR).

(VI) Recognition and derecognition of financial assets and liabilities

A financial asset or financial liability is recognised in the balance sheet when the Company becomes a party to the contractual provisions of the instrument, which is generally on trade date. Loans and receivables are recognised when cash is advanced (or settled) to the borrowers. Financial assets at fair value through profit or loss are recognised initially at fair value. All other financial assets are recognised initially at fair value plus directly attributable transaction costs.

The Company derecognises a financial asset when the contractual cash flows from the asset expire or it transfers its rights to receive contractual cash flows on the financial asset in a transaction in which substantially all the risks and rewards of ownership are transferred. Any interest in transferred financial assets that is created or retained by the Company is recognised as a separate asset or liability. A financial liability is derecognised from the balance sheet when the Company has discharged its obligation or the contract is cancelled or expires.

(VII) Impairment of financial assets

The Company recognises impairment allowance for expected credit loss on financial assets held at amortised cost. In addition to that the Company has provided for Non-Performing Assets (NPA) as per Prudential Norms of RBI.

The Company recognises loss allowances (provisions) for expected credit losses on its financial assets (including non-fund exposures) that are measured at amortised costs or at fair value through other comprehensive income account. The Company applies a three-stage approach to measuring expected credit losses (ECLs) for the following categories of financial assets that are not measured at fair value through profit or loss:

- debt instruments measured at amortised cost and fair value through other comprehensive income;
- loan commitments.

No ECL is recognised on equity investments.

Financial assets migrate through the following three stages based on the change in credit risk since initial recognition:

Stage 1: ECL

For exposures where there has not been a significant increase in credit risk since initial recognition and that are not credit impaired upon origination, ECL associated with the probability of default events is recognised.

Stage 2: Lifetime ECL – not credit impaired

For exposures where there has been a significant increase in credit risk since initial recognition but are not credit impaired, a lifetime ECL (i.e. reflecting the remaining lifetime of the financial asset) is recognised.

Stage 3: Lifetime ECL – credit impaired

Exposures are assessed as credit impaired when one or more events that have a detrimental impact on the estimated future cash flows of that asset have occurred. For exposures that have become credit impaired, a lifetime ECL is recognised

For ICL FINCORP LIMITED

Managing Director

For ICL FINCORP LIMITED

Whole Time Director

For ICL FINCORP LIMITED

Chief Financial Officer



ICL Fincorp Limited

Notes to the Standalone financial statements for the year ended 31-March-2022

(All amounts are in Indian Rupees in thousands unless otherwise stated)

(VII) Write-offs

The Company reduces the gross carrying amount of a financial asset when the Company has no reasonable expectations of recovering a financial asset in its entirety or a portion thereof. This is generally the case when the Company determines that the borrower / debtor does not have assets or sources of income that could generate sufficient cash flows to repay the amounts subjected to write-offs. Any subsequent recoveries against such loans are credited to the statement of profit and loss.

(IX) Determination of fair value

Fair value is the price that would be received to sell an asset or paid to transfer a liability in an orderly transaction between market participants at the measurement date, regardless of whether that price is directly observable or estimated using another valuation technique. In estimating the fair value of an asset or a liability, the company takes into account the characteristics of the asset or liability if market participants would take those characteristics into account when pricing the asset or liability at the measurement date. The Financial assets and liabilities are presented in ascending order of their liquidity. Fair value for measurement and/or disclosure purposes in these financial statements is determined on such a basis, except for share-based payment transactions that are within the scope of Ind AS 102, leasing transactions that are within the scope of Ind AS 17, and measurements that have some similarities to fair value but are not fair value, such as value in use in Ind AS 36.

C. REVENUE FROM OPERATIONS

(I) Interest Income

Interest income is recognised by applying the Effective Interest Rate (EIR) to the gross carrying amount of financial assets other than credit-impaired assets

The EIR in case of a financial asset is computed

- As the rate that exactly discounts estimated future cash receipts through the expected life of the financial asset to the gross carrying amount of a financial asset.
- By considering all the contractual terms of the financial instrument in estimating the cash flows
- Including all fees received between parties to the contract that are an integral part of the effective interest rate, transaction costs, and all other premiums or discounts. Any subsequent change the estimation of the future cash flows is recognised in interest income with the corresponding adjustment to the carrying amount of the assets.

(II) Dividend Income

Dividend income is recognised

- when the right to receive the payment is established,
- It is probable that the economic benefits associated with the dividend will flow to the entity and
- the amount of the dividend can be measured reliably.

(III) Fees & Commission Income

Fees and commissions are recognised when the Company satisfies the performance obligation, at fair value of the consideration received or receivable based on a five-step model as set out below, unless included in the effective interest calculation:

Step 1: Identify contract(s) with a customer: A contract is defined as an agreement between two or more parties that creates enforceable rights and obligations and sets out the criteria for every contract that must be met.

Step 2: Identify performance obligations in the contract: A performance obligation is a promise in a contract with a customer to transfer a good or service to the customer.

Step 3: Determine the transaction price: The transaction price is the amount of consideration to which the Company expects to be entitled in exchange for transferring promised goods or services to a customer, excluding amounts collected on behalf of third parties.

Step 4: Allocate the transaction price to the performance obligations in the contract: For a contract that has more than one performance obligation, the Company allocates the transaction price to each performance obligation in an amount that depicts the amount of consideration to which the Company expects to be entitled in exchange for satisfying each performance obligation.

Step 5: Recognise revenue when (or as) the Company satisfies a performance obligation.

Processing fee which does not form part of effective interest rate is recognised as and when it accrues.

For ICL FINCORP LIMITED

Managing Director

For ICL FINCORP LIMITED

Whole Time Director

For ICL FINCORP LIMITED

Chief Financial Officer



ICL Fincorp Limited

Notes to the Standalone financial statements for the year ended 31-March-2022

(All amounts are in Indian Rupees in thousands unless otherwise stated)

(IV) Net gain on Fair value changes

Any differences between the fair values of financial assets classified as fair value through the profit or loss, held by the Company on the balance sheet date is recognised as an unrealised gain / loss. In cases there is a net gain in the aggregate, the same is recognised as Revenue and if there is a net loss the same is disclosed under as Expense in the statement of Profit and Loss.

However, net gain / loss on derecognition of financial instruments classified as amortised cost is presented separately under the respective head in the Statement of Profit and Loss.

D. EXPENSES

(I) Finance costs

Finance costs represents Interest expense recognised by applying the Effective Interest Rate (EIR) to the gross carrying amount of financial liabilities other than financial liabilities classified as FVTPL.

The EIR in case of a financial liability is computed

- As the rate that exactly discounts estimated future cash payments through the expected life of the financial liability to the gross carrying amount of the amortised cost of a financial liability.
- By considering all the contractual terms of the financial instrument in estimating the cash flows
- Including all fees received between parties to the contract that are an integral part of the effective interest rate, transaction costs, and all other premiums or discounts.

Any subsequent change the estimation of the future cash flows is recognised in interest with the corresponding adjustment to the carrying amount of the assets.

(II) Employee benefits

Short term employee benefit

Employee benefits payable wholly within twelve months of rendering the service are classified as short-term employee benefits. These benefits include short term compensated absences such as paid annual leave. The undiscounted amount of short-term employee benefits expected to be paid in exchange for the services rendered by employees is recognised as an expense during the period. Benefits such as salaries and wages, etc. and the expected cost of the bonus/ex-gratia are recognised in the period in which the employee renders the related service.

Post-employment employee benefits

a) Defined contribution schemes

All the employees of the Company are entitled to receive benefits under the Provident Fund and Employees State Insurance scheme, defined contribution plans in which both the employee and the Company contribute monthly at a stipulated rate. The Company has no liability for future benefits other than its annual contribution and recognises such contributions as an expense in the period in which employee renders the related service. If the contribution payable to the scheme for service received before the Balance Sheet date exceeds the contribution already paid, the deficit payable to the scheme is recognised as a liability after deducting the contribution already paid. If the contribution already paid exceeds the contribution due for services received before the Balance Sheet date, then excess is recognised as an asset to the extent that the pre-payment will lead to, for example, a reduction in future payment or a cash refund.

b) Defined Benefit schemes

The Company provides for the gratuity, a defined benefit retirement plan covering all employees. The plan provides for lump sum payments to employees upon death while in employment or on separation from employment after serving for the stipulated years mentioned under 'The Payment of Gratuity Act, 1972'. The present value of the obligation under such defined benefit plan is determined based on actuarial valuation, carried out by an independent actuary at each Balance Sheet date, using the Projected Unit Credit Method, which recognizes each period of service as giving rise to an additional unit of employee benefit entitlement and measures each unit separately to build up the final obligation.

The obligation is measured at the present value of the estimated future cash flows. The discount rates used for determining the present value of the obligation under defined benefit plan are based on the market yields on Government Securities as at the Balance Sheet date.

An actuarial valuation involves making various assumptions that may differ from actual developments in the future. These include the determination of the discount rate, attrition rate, future salary increases and mortality rates. Due to the complexities involved in the valuation and its long-term nature, these liabilities are highly sensitive to changes in these assumptions. All assumptions are reviewed annually.

Re-measurement, comprising of actuarial gains and losses are recognized immediately in the balance sheet with a corresponding debit or credit to retained earnings through OCI in the period in which they occur. Re-measurements are not reclassified to profit and loss in subsequent periods.

The Company does not have a scheme of encashment of earned leave. The Earned leave which is not utilized during the year will be automatically lapsed at the end of the year and cannot be carried forward. Hence no provision has been made in the accounts for encashment of leave and carried forward of earned leave.

For ICL FINCORP LIMITED

Managing Director

For ICL FINCORP LIMITED

Whole Time Director



For ICL FINCORP LIMITED

Chief Financial Officer



ICL Fincorp Limited**Notes to the Standalone financial statements for the year ended 31-March-2022**

(All amounts are in Indian Rupees in thousands unless otherwise stated)

(III) Leases**Identification of Lease:**

The Company's lease asset classes primarily consist of leases for land and buildings. The Company assesses whether a contract contains a lease, at inception of a contract. A contract is, or contains, a lease if the contract conveys the right to control the use of an identified asset for a period of time in exchange for consideration. To assess whether a contract conveys the right to control the use of an identified asset, the Company assesses whether : (i) the contract involves the use of an identified asset (ii) the Company has substantially all of the economic benefits from use of the asset through the period of the lease and (iii) the Company has the right to direct the use of the asset. At the date of commencement of the lease, the Company recognizes a right-of-use (ROU) asset and a corresponding lease liability for all lease arrangements in which it is a lessee, except for leases with a term of 12 months or less (short-term leases). For these short-term leases, the Company recognizes the lease payments as an operating expense on a straight-line basis over the term of the lease.

For arrangements entered into prior to 1 April, 2018, the Company has determined whether the arrangement contain lease on the basis of facts and circumstances existing on the date of transition.

Certain lease arrangements includes the options to extend or terminate the lease before the end of the lease term. ROU assets and lease liabilities includes these options when it is reasonably certain that they will be exercised. The ROU assets are initially recognized at cost, which comprises the initial amount of the lease liability adjusted for ROU assets are depreciated from the commencement date on a straight-line basis over the shorter of the lease term and useful life of the underlying asset. ROU assets are evaluated for recoverability whenever events or changes in circumstances indicate that their carrying amounts may not be recoverable. For the purpose of impairment testing, the recoverable amount (i.e. the higher of the fair value less cost to sell and the value-in-use) is determined on an individual asset basis unless the asset does not generate cash flows that are largely independent of those from other assets. In such cases, the recoverable amount is determined for the Cash Generating Unit (CGU) to which the asset belongs.

The lease liability is initially measured at amortized cost at the present value of the future lease payments. The lease payments are discounted using the interest rate implicit in the lease or, if not readily determinable, using the incremental borrowing rates in the country of domicile of these leases. Lease liabilities are remeasured with a corresponding adjustment to the related ROU asset if the Company changes its assessment of whether it will exercise an extension or a termination option.

Lease liability and ROU assets have been separately presented in the Balance Sheet and lease payments have been classified as financing cash flows.

(IV) Other income and expenses

All Other income and expense are recognized in the period they occur.

(V) Impairment of non-financial assets

The carrying amount of assets is reviewed at each balance sheet date if there is any indication of impairment based on internal/external factors. An impairment loss is recognized wherever the carrying amount of an asset exceeds its recoverable amount. The recoverable amount is the greater of the assets, net selling price and value in use. In assessing value in use, the estimated future cash flows are discounted to their present value using a pre-tax discount rate that reflects current market assessments of the time value of money and risks specific to the asset.

In determining net selling price, recent market transactions are taken into account, if available. If no such transactions can be identified, an appropriate valuation model is used. After impairment, depreciation is provided on the revised carrying amount of the asset over its remaining useful life.

In the case of impairment of investment in subsidiary, the Company reviews its carrying value of investments in subsidiaries at cost, annually, or more frequently when there is an indication for impairment. If the recoverable amount is less than its carrying amount, the impairment loss is accounted for.

(VI) Taxes**Current Tax**

Current tax assets and liabilities for the current and prior years are measured at the amount expected to be recovered from, or paid to, the taxation authorities. The tax rates and tax laws used to compute the amount are those that are enacted, or substantively enacted, by the reporting date in the countries where the Company operates and generates taxable income.

Current income tax relating to items recognised outside profit or loss is recognised outside profit or loss (either in other comprehensive income or in equity). Current tax items are recognised in correlation to the underlying transaction either in OCI or directly in equity. Management periodically evaluates positions taken in the tax returns with respect to situations in which applicable tax regulations are subject to interpretation and establishes provisions where appropriate.

For ICL FINCORP LIMITED

Managing Director

For ICL FINCORP LIMITED

Whole Time Director

For ICL FINCORP LIMITED

Chief Financial Officer



ICL Fincorp Limited

Notes to the Standalone financial statements for the year ended 31-March-2022

(All amounts are in Indian Rupees in thousands unless otherwise stated)

Deferred tax

Deferred tax assets and liabilities are recognised for temporary differences arising between the tax bases of assets and liabilities and their carrying amounts. Deferred income tax is determined using tax rates (and laws) that have been enacted or substantively enacted by the reporting date and are expected to apply when the related deferred income tax asset is realised or the deferred income tax liability is settled.

Deferred tax assets are only recognised for temporary differences, unused tax losses and unused tax credits if it is probable that future taxable amounts will arise to utilise those temporary differences and losses. Deferred tax assets are reviewed at each reporting date and are reduced to the extent that it is no longer probable that the related tax benefit will be realised.

Deferred tax assets and liabilities are offset where there is a legally enforceable right to offset current tax assets and liabilities and they relate to income taxes levied by the same tax authority on the same taxable entity, or on different tax entities, but they intend to settle current tax liabilities and assets on a net basis or their tax assets and liabilities are realised simultaneously.

E. CASH AND CASH EQUIVALENTS

Cash and cash equivalents comprise the net amount of short-term, highly liquid investments that are readily convertible to known amounts of cash (short-term deposits with an original maturity of three months or less) and are subject to an insignificant risk of change in value, cheques on hand and balances with banks. They are held for the purposes of meeting short-term cash commitments (rather than for investment or other purposes).

For the purpose of the statement of cash flows, cash and cash equivalents consist of cash and short-term deposits, as defined above.

F. PROPERTY, PLANT AND EQUIPMENT (PPE)

Property, plant and equipment (PPE) are measured at cost less accumulated depreciation and accumulated impairment, (if any). The total cost of assets comprises its purchase price, freight, duties, taxes and any other incidental expenses directly attributable to bringing the asset to the location and condition necessary for it to be capable of operating in the manner intended by the management. Changes in the expected useful life are accounted for by changing the amortisation period or methodology, as appropriate, and treated as changes in accounting estimates.

Subsequent expenditure related to an item of tangible asset are added to its gross value only if it increases the future benefits of the existing asset, beyond its previously assessed standards of performance and cost can be measured reliably. Other repairs and maintenance costs are expensed off as and when incurred. Depreciation is calculated using the Written Down Value (WDV) method to write down the cost of property and equipment to their residual values over their estimated useful lives. Land is not depreciated.

The estimated useful lives are, as follows:

Particulars	Useful life estimated by
Building	60
Furniture And Fixtures	10
Electrical Installations & Equipments	10
Motor Vehicles	8
Office Equipments	5
Computer And Accessories	3

The residual values, useful lives and methods of depreciation of property, plant and equipment are reviewed at each financial year end and adjusted prospectively, if appropriate. Property plant and equipment is derecognised on disposal or when no future economic benefits are expected from its use. Any gain or loss arising on derecognition of the asset (calculated as the difference between the net disposal proceeds and the carrying amount of the asset) is recognised in other income /expense in the statement of profit and loss in the year the asset is derecognised. The date of disposal of an item of property, plant and equipment is the date the recipient obtains control of that item in accordance with the requirements for determining when a performance obligation is satisfied in Ind AS 115.

For ICL FINCORP LIMITED

Managing Director

For ICL FINCORP LIMITED

Whole Time Director

For ICL FINCORP LIMITED

Chief Financial Officer



ICL Fincorp Limited

Notes to the Standalone financial statements for the year ended 31-March-2022

(All amounts are in Indian Rupees in thousands unless otherwise stated)

G. INTANGIBLE ASSETS

An intangible asset is recognised only when its cost can be measured reliably and it is probable that the expected future economic benefits that are attributable to it will flow to the Company.

Intangible assets acquired separately are measured on initial recognition at cost. The cost of an intangible asset comprises its purchase price and any directly attributable expenditure on making the asset ready for its intended use and net of any trade discounts and rebates. Following initial recognition, intangible assets are carried at cost less any accumulated amortisation and any accumulated impairment losses. The useful lives of intangible assets are assessed to be either finite or indefinite. Intangible assets with finite lives are amortised over the useful economic life. The amortisation period and the amortisation method for an intangible asset with a finite useful life are reviewed at least at each financial year-end. Changes in the expected useful life, or the expected pattern of consumption of future economic benefits embodied in the asset, are accounted for by changing the amortisation period or methodology, as appropriate, which are then treated as changes in accounting estimates. The amortisation expense on intangible assets with finite lives is presented as a separate line item in the statement of profit and loss. Amortisation on assets acquired/sold during the year is recognised on a pro-rata basis to the Statement of Profit and Loss from / upto the date of acquisition/sale.

Amortisation is calculated using the straight-line method to write down the cost of intangible assets to their residual values over their estimated useful lives. Intangible assets comprising of software are amortised on a straight-line basis over a period of 6 years, unless it has a shorter useful life.

The Company's intangible assets consist of computer software with definite life. Gains or losses from derecognition of intangible assets are measured as the difference between the net disposal proceeds and the carrying amount of the asset are recognised in the Statement of Profit and Loss when the asset is derecognised.

H. PROVISIONS

Provisions are recognised when the enterprise has a present obligation (legal or constructive) as a result of past events, and it is probable that an outflow of resources embodying economic benefits will be required to settle the obligation, and a reliable estimate can be made of the amount of the obligation.

I. CONTINGENT LIABILITIES

A contingent liability is a possible obligation that arises from past events whose existence will be confirmed by the occurrence or non-occurrence of one or more uncertain future events beyond the control of the Company or a present obligation that is not recognized because it is not probable that an outflow of resources will be required to settle the obligation. A contingent liability also arises in extremely rare cases where there is a liability that cannot be recognized because it cannot be measured reliably. The Company does not recognize a contingent liability but discloses its existence in the financial statements.

J. EARNINGS PER SHARE

The Company reports basic and diluted earnings per share in accordance with Ind AS 33 on Earnings per share. Basic EPS is calculated by dividing the net profit or loss for the year attributable to equity shareholders (after deducting attributable taxes) by the weighted average number of equity shares outstanding during the year.

For the purpose of calculating diluted earnings per share, the net profit or loss for the year attributable to equity shareholders and the weighted average number of shares outstanding during the year are adjusted for the effects of all dilutive potential equity shares. Dilutive potential equity shares are deemed converted as of the beginning of the period, unless they have been issued at a later date. In computing the dilutive earnings per share, only potential equity shares that are dilutive and that either reduces the earnings per share or increases loss per share are included.

6 SIGNIFICANT ACCOUNTING JUDGEMENTS, ESTIMATES AND ASSUMPTIONS

The preparation of financial statements in conformity with the Ind AS requires the management to make judgments, estimates and assumptions that affect the reported amounts of revenues, expenses, assets and liabilities and the accompanying disclosure and the disclosure of contingent liabilities, at the end of the reporting period. Estimates and underlying assumptions are reviewed on an ongoing basis. Revisions to accounting estimates are recognised in the period in which the estimates are revised and future periods are affected. Although these estimates are based on the management's best knowledge of current events and actions, uncertainty about these assumptions and estimates could result in the outcomes requiring a material adjustment to the carrying amounts of assets or liabilities in future periods. In particular, information about significant areas of estimation, uncertainty and critical judgments in applying accounting policies that have the most significant effect on the amounts recognized in the financial statements is included in the following notes:

For ICL FINCORP LIMITED


Managing Director

For ICL FINCORP LIMITED

Whole Time Director

For ICL FINCORP LIMITED

Chief Financial Officer



ICL Fincorp Limited

Notes to the Standalone financial statements for the year ended 31-March-2022

(All amounts are in Indian Rupees in thousands unless otherwise stated)

A. BUSINESS MODEL ASSESSMENT

Classification and measurement of financial assets depends on the results of the SPPI and the business model test. The Company determines the business model at a level that reflects how groups of financial assets are managed together to achieve a particular business objective. This assessment includes judgement reflecting all relevant evidence including how the performance of the assets is evaluated and their performance measured, the risks that affect the performance of the assets and how these are managed and how the managers of the assets are compensated. The Company monitors financial assets measured at amortised cost or fair value through other comprehensive income that are derecognised prior to their maturity to understand the reason for their disposal and whether the reasons are consistent with the objective of the business for which the asset was held. Monitoring is part of the Company's continuous assessment of whether the business model for which the remaining financial assets are held continues to be appropriate and if it is not appropriate whether there has been a change in business model and so a prospective change to the classification of those assets.

B. DEFINED EMPLOYEE BENEFIT ASSETS AND LIABILITIES

The cost of the defined benefit gratuity plan and the present value of the gratuity obligation are determined using actuarial valuations. An actuarial valuation involves making various assumptions that may differ from actual developments in the future. These include the determination of the discount rate; future salary increases and mortality rates. Due to the complexities involved in the valuation and its long-term nature, a defined benefit obligation is highly sensitive to changes in these assumptions. All assumptions are reviewed annually.

C. FAIR VALUE MEASUREMENT

When the fair values of financial assets and financial liabilities recorded in the balance-sheet cannot be measured based on quoted prices in active markets, their fair value is measured using various valuation techniques. The inputs to these models are taken from observable markets where possible, but where this is not feasible, a degree of judgment is required in establishing fair values. Judgments include considerations of inputs such as liquidity risk, credit risk and volatility. Changes in assumptions about these factors could affect the reported fair value of financial instruments.

D. IMPAIRMENT OF LOANS PORTFOLIO

The measurement of impairment losses across all categories of financial assets requires judgement, in particular, the estimation of the amount and timing of future cash flows and collateral values when determining impairment losses and the assessment of a significant increase in credit risk. These estimates are driven by a number of factors, changes in which can result in different levels of allowances. It has been the Company's policy to regularly review its models in the context of actual loss experience and adjust when necessary. The impairment loss on loans and advances is disclosed in more detail in Note 9 Overview of ECL principles. In case, higher provisions are to be considered as per the prudential norms of the Reserve Bank of India, they are considered and routed through Impairment Reserves.

E. CONTINGENT LIABILITIES AND PROVISIONS OTHER THAN IMPAIRMENT ON LOAN PORTFOLIO

The Company operates in a regulatory and legal environment that, by nature, has a heightened element of litigation risk inherent to its operations. As a result, it is involved in various litigation, arbitration in the ordinary course of the Company's business. When the Company can reliably measure the outflow of economic benefits in relation to a specific case and considers such outflows to be probable, the Company records a provision against the case. Where the probability of outflow is considered to be remote, or probable, but a reliable estimate cannot be made, a contingent liability is disclosed. Given the subjectivity and uncertainty of determining the probability and amount of losses, the Company takes into account a number of factors including legal advice, the stage of the matter and historical evidence from similar incidents. Significant judgement is required to conclude on these estimates.

F. EFFECTIVE INTEREST RATE (EIR) METHOD

The Company's EIR methodology, recognises interest income /expense using a rate of return that represents the best estimate of a constant rate of return over the expected behavioural life of loans given / taken and recognises the effect of potentially different interest rates at various stages and other characteristics of the product life cycle (including prepayments and penalty interest and charges).

This estimation, by nature, requires an element of judgement regarding the expected behaviour and life-cycle of the instruments and other fee income/expense that are integral parts of the instrument.

G. OTHER ESTIMATES

These include contingent liabilities, useful lives of tangible and intangible assets etc.

For ICL FINCORP LIMITED

Managing Director

For ICL FINCORP LIMITED

Whole Time Director

For ICL FINCORP LIMITED

Chief Financial Officer



ICL Fincorp Limited**Notes to the Standalone financial statements for the year ended 31-March-2022**

(All amounts are in Indian Rupees in thousands unless otherwise stated)

7 Cash and Cash Equivalents

Cash on hand
Balance with Banks

Total

As at 31-Mar-2022	As at 31-Mar-2021
44,164.91	32,671.93
50,441.94	77,363.59
94,606.85	1,10,035.52


8 Bank Balances other than above

Bank Deposit with more than 3 months maturity but less than 12 months
Earmarked balances with banks:
For unpaid dividend
Debenture trustee account

Total

As at 31-Mar-2022	As at 31-Mar-2021
50,000.00	5,088.02
109.03	109.03
5,246.07	4,931.56
55,355.10	10,128.60

For ICL FINCORP LIMITED



Managing Director

For ICL FINCORP LIMITED


Whole Time Director

For ICL FINCORP LIMITED


Chief Financial Officer



ICL Fincorp Limited

Notes to the Standalone financial statements for the year ended 31-March-2022

(All amounts are in Indian Rupees in thousands unless otherwise stated)

9 Loans

As at 31-Mar-2022					
	Amortised Cost	At Fair value		Subtotal	Total
		Through Other Comprehensive Income	Through profit or loss		
Loans					
(A)					
i) Loans repayable on demand					
Gold Loan	33,22,209.79	-	-	-	33,22,209.79
Personal Loan	6,512.16	-	-	-	6,512.16
Other	7,055.39	-	-	-	7,055.39
ii) Term Loans					
Gold Loan	34,078.00	-	-	-	34,078.00
Hypothecation Loan	1,878.25	-	-	-	1,878.25
Business Loan	5,756.86	-	-	-	5,756.86
Related Party*	62,946.70	-	-	-	62,946.70
Property Loan	406.13	-	-	-	406.13
Personal Loan	1,134.96	-	-	-	1,134.96
Total (A)- Gross	34,41,978.24	-	-	-	34,41,978.24
Less: Impairment loss allowance	11,300.91	-	-	-	11,300.91
Total (A)- Net	34,30,677.33	-	-	-	34,30,677.33
(B)					
i) Secured by tangible assets					
Unsecured	33,64,329.03	-	-	-	33,64,329.03
	77,649.21	-	-	-	77,649.21
Total (B)- Gross	34,41,978.24	-	-	-	34,41,978.24
Less: Impairment loss allowance	11,300.91	-	-	-	11,300.91
Total (B)- Net	34,30,677.33	-	-	-	34,30,677.33

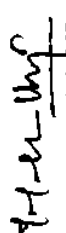
For ICL Fincorp Limited


Managing Director

For ICL Fincorp Limited


Whole Time Director

For ICL Fincorp Limited


Chief Financial Officer



ICL Fincorp Limited

Notes to the Standalone financial statements for the year ended 31-March-2022

(All amounts are in Indian Rupees in thousands unless otherwise stated)

2 Loans(Contd)

(C)					
(I) Loans in India					
i) Public Sector					
ii) Others					
Total (C) (I)-Gross	34,41,978.24	-	-	-	34,41,978.24
	34,41,978.24	-	-	-	34,41,978.24
Less: Impairment loss allowance	11,300.91	-	-	-	11,300.91
Total (C) (I)-Net	34,30,677.33	-	-	-	34,30,677.33

#This amount includes ₹2,58,90,344/- to ICL Tours and Travels Private Limited. It represents the amount of expenditure incurred for and on behalf of the specified companies, which are treated as advances and the Company is charging interest @ 13% per annum and the same is disclosed under Note No. 9. This amount is to be repaid within a period of four years from the date of incurring of expenses as per the Memorandum of Understanding entered into with the companies. It also includes Loan against Property of ₹3,70,56,361/- granted to Mr.K.G Anilkumar, Managing Director of the company and interest is charged @ 15% per annum.

Loans and advances due by directors or other officers of the company or any of them either severally or jointly with any other persons

Amounts due by firms or private companies in which any director is a partner or a director or a member

37,056.36

Nil

Nil

Nil

37,056.36

25,890.34


Nil

Nil


Nil

25,890.34


For ICL Fincorp Limited


Managing Director

For ICL Fincorp Limited


Whole Time Director

For ICL Fincorp Limited


Chief Financial Officer



ICL Fincorp Limited

Notes to the Standalone financial statements for the year ended 31-March-2022
(All amounts are in Indian Rupees in thousands unless otherwise stated)

2 Loans(Contd)

As at 31-Mar-2021					
	Amortised Cost	At Fair value		Subtotal	TotalR
		Through Other Comprehensive Income	Through profit or loss		
Loans					
(A)					
i)Loans repayable on demand					
Gold Loan	27,72,804.11	-	-	-	27,72,804.11
Personal Loan	8,196.29	-	-	-	8,196.29
Related Party#	6,859.42	-	-	-	6,859.42
Other	7,055.39	-	-	-	7,055.39
ii)Term Loans					
Gold Loan	31,901.90	-	-	-	31,901.90
Hypothecation Loan	2,156.94	-	-	-	2,156.94
Business Loan	35,858.21	-	-	-	35,858.21
Related Party#	1,35,598.77	-	-	-	1,35,598.77
Property Loan	406.13	-	-	-	406.13
Personal Loan	15,536.13	-	-	-	15,536.13
Total (A)- Gross	30,16,373.28	-	-	-	30,16,373.28
Less:Impairment loss allowance					
	11,612.74	-	-	-	11,612.74
Total (A)- Net	30,04,760.54	-	-	-	30,04,760.54
(B)					
i)Secured by tangible assets	28,43,127.29	-	-	-	28,43,127.29
ii)Unsecured	1,73,245.99	-	-	-	1,73,245.99
Total (B)- Gross	30,16,373.28	-	-	-	30,16,373.28
Less:Impairment loss allowance					
	11,612.74	-	-	-	11,612.74
Total (B)- Net	30,04,760.54	-	-	-	30,04,760.54

For ICL Fincorp Limited


[Signature]
Managing Director

For ICL Fincorp Limited

[Signature]
Whole Time Director

For ICL Fincorp Limited

[Signature]
Chief Financial Officer



ICL Fincorp Limited

Notes to the Standalone financial statements for the year ended 31-March-2022

(All amounts are in Indian Rupees in thousands unless otherwise stated)

2 Loans(Contd)

(C)				
(I) Loans in India				
i) Public Sector				
ii) Others				
Total (C) (I)-Gross	30,16,373.28			30,16,373.28
	30,16,373.28			30,16,373.28
Less: Impairment loss allowance	11,612.74			11,612.74
Total (C) (I)-Net	30,04,760.54			30,04,760.54

#This amount includes ₹2,58,90,344/- to ICL Tours and Travels Private Limited and ₹68,59,418/- to ICL Chits Limited. It represents the amount of expenditure incurred for and on behalf of the specified companies, which are treated as advances and the Company is charging interest @ 13% per annum and the same is disclosed under Note No. 9. This amount is to be repaid within a period of four years from the date of incurring of expenses as per the Memorandum of Understanding entered into with the companies. It also includes Loan against Property of ₹ 9,66,15,71 granted to Mr.K.G Anilkumar, Managing Director of the company and interest is charged @ 15% per annum.

Loans and advances due by directors or other officers of the company or any of them either severally or jointly with any other persons

Amounts due by firms or private companies in which any director is a partner or a director or a member

96,615.71

Nil

Nil

96,615.71

38,983.06

Nil

Nil

38,983.06

For ICL Fincorp Limited

Managing Director

For ICL Fincorp Limited

Whole Time Director

For ICL Fincorp Limited

Chief Financial Officer



ICL Fincorp Limited

Notes to the Standalone financial statements for the year ended 31-March-2022

(All amounts are in Indian Rupees in thousands unless otherwise stated)

9 Loans(Contd)

Summary of ECL provisions

Particulars	FY 2021-2022			
	Stage 1	Stage 2	Stage 3	Total
i)Gold Loan	1,003.92	2,209.67	5,557.60	8,771.20
ii)Hypothecation Loan	-	4.88	201.73	206.61
iii)Business Loan	-	850.09	13.44	863.53
iv)Property Loan	-	-	40.61	40.61
v)Personal Loan	-	-	713.43	713.43
vi)Related Party	-	-	-	-
vii)Other Loan	-	-	705.54	705.54
Total closing ECL provisions	1,003.92	3,064.64	7,232.35	11,300.91
Particulars	FY 2020-2021			
	Stage 1	Stage 2	Stage 3	Total
i)Gold Loan	5,054.96	459.16	1,809.54	7,323.67
ii)Hypothecation Loan	0.21	3.79	218.03	222.03
iii)Business Loan	-	-	2,378.30	2,378.30
iv)Property Loan	-	-	40.61	40.61
v)Personal Loan	12.16	-	650.91	663.07
vi)Related Party	113.35	166.17	-	279.52
vii)Other Loan	-	-	705.54	705.54
Total closing ECL provisions	5,180.69	629.12	5,802.93	11,612.74

For ICL Fincorp Limited

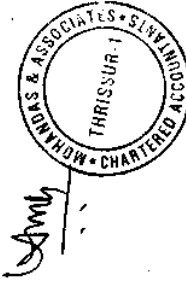
[Signature]
Managing Director

For ICL Fincorp Limited

[Signature]
Whole Time Director

For ICL Fincorp Limited

[Signature]
Chief Financial Officer



ICL Fincorp Limited

Notes to the Standalone financial statements for the year ended 31-March-2022


(All amounts are in Indian Rupees in thousands unless otherwise stated)

9 Loans(Contd)

As at 31-Mar-2022

Asset Classification as per RBI Norms	Asset classification as per Ind AS 109	Gross Carrying Amount as per Ind AS	Loss Allowances (Provisions) as required under Ind AS 109	Net Carrying Amount	Provisions required as per IRACP norms	Difference between Ind AS 109 provisions and IRACP norms
(1)	(2)	(3)	(4)	(5)=(3)-(4)	(6)	(7) = (4)-(6)
Performing Assets						
Standard	Stage 1	31,47,708.50	1,003.92	31,46,704.57	7,878.72	(6,874.80)
	Stage 2	2,29,261.89	3,064.64	2,26,197.26	573.80	(0.41)
	Subtotal	33,76,970.39	4,068.56	33,72,901.83	8,452.52	(6,875.21)
Non-Performing Assets (NPA)						
Substandard	Stage 3	54,173.93	5,027.03	49,146.90	5,417.40	(436.41)
Doubtful - up to 1 year	Stage 3	3,660.84	637.12	3,023.73	732.17	(95.05)
1 to 3 years	Stage 3	7,105.17	1,560.74	5,544.43	2,240.52	(679.78)
More than 3 years	Stage 3	67.91	7.47	60.44	40.97	(33.50)
	Subtotal for doubtful	10,833.93	2,205.33	8,628.60	3,013.65	(808.33)
Loss	Stage 3	-	-	-	-	-
	Subtotal for NPA	65,007.85	7,232.35	57,775.50	8,431.05	(1,244.73)
Other items such as guarantees, loan commitments, etc. which are in the scope of Ind AS 109 but not covered under current Income Recognition, Asset Classification and Provisioning (IRACP) norms	Stage 1	-	-	-	-	-
	Stage 2	-	-	-	-	-
	Stage 3	-	-	-	-	-
	Subtotal	-	-	-	-	-
Total	Stage 1	31,47,708.50	1,003.92	31,46,704.57	7,878.72	(6,874.80)
	Stage 2	2,29,261.89	3,064.64	2,26,197.26	573.80	(0.41)
	Stage 3	65,007.85	7,232.35	57,775.50	8,431.05	(1,244.73)
	Total	34,41,978.24	11,300.91	34,30,677.33	16,883.57	(8,119.95)


For ICL Fincorp Limited


Managing Director

For ICL Fincorp Limited


Whole Time Director

For ICL Fincorp Limited


Financial Officer



ICL Fincorp Limited

Standalone Statement of changes in equity for the year ended 31-March-2022

(All amounts are in Indian Rupees in thousands unless otherwise stated)

A Equity Share capital

Balance at the beginning of the reporting period At 1-Apr-2020

Changes in equity share capital during the year

Balance at the end of the reporting period As at 31-Mar-2021

Changes in equity share capital during the year

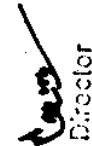
Balance at the end of the reporting period As at 31-Mar-2022

Number	Amount
3,59,32,924	3,59,329.24
84,02,028	84,020.28
4,43,34,952	4,43,349.52
4,43,34,952	4,43,349.52

B Other Equity

	Statutory Reserves	Impairment Reserves	Securities Premium	Retained Earnings	Other comprehensive income (Actuarial gain/(loss))	Total
Balance as at 01-Apr-2020	5,041.97	4,574.75	2,43,376.88	5,791.19	601.71	2,59,386.49
Dividends	-	-	-	(180.40)	-	(180.40)
Transfer to/from retained earnings	3,100.00	-	-	(3,100.00)	-	-
Other Additions/ Deductions during the year	-	-	-	-	-	-
Other Comprehensive Income (Net of Taxes)	-	-	-	-	(1,146.12)	(1,146.12)
Securities premium received during the year	-	-	-	-	-	-
Profit for the year (net of taxes)	-	-	-	14,234.35	-	14,234.35
Balance as at 31-Mar-2021	8,141.97	4,574.75	2,43,376.88	16,745.13	(544.41)	2,72,294.31

For ICL Fincorp Limited



Managing Director

For ICL Fincorp Limited


Whole Time Director

For ICL Fincorp Limited


Chief Financial Officer



Notes to the Standalone financial statements for the year ended 31-March-2022
(All amounts are in Indian Rupees in thousands unless otherwise stated)

As at 31-Mar-2021



Chief Financial Officer



ICL Fincorp Limited

Notes to the Standalone financial statements for the year ended 31-March-2022

(All amounts are in Indian Rupees in thousands unless otherwise stated)

10 Investments

As at 31-Mar-2022

	Amortised Cost	Through Other Comprehensive Income	At Fair Value Through Profit or Loss	Designated at fair value through profit or loss	Sub-total	Cost	Total ₹
Mutual funds	-	-	-	-	-	-	-
Government securities	-	-	-	-	-	-	-
Other Companies	-	-	22,279.18	-	22,279.18	-	22,279.18
Equity instruments	-	-	-	-	-	-	-
Subsidiaries	-	-	-	-	-	-	-
Salem Erode Investments Ltd (Quoted)	-	-	-	-	-	2,26,765.40	2,26,765.40
Others (Quoted)	-	-	10,364.69	-	10,364.69	-	10,364.69
Total Gross (A)	-	-	32,643.86	-	32,643.86	2,26,765.40	2,59,409.26

Investment Outside India

Investment In India	-	-	-	-	-	-	-
Total Gross (B)	-	-	32,643.86	-	32,643.86	2,26,765.40	2,59,409.26
Less : Allowance for impairment loss (C)	-	-	-	-	-	-	-
Total - Net (D) = (A) - (C)	-	-	32,643.86	-	32,643.86	2,26,765.40	2,59,409.26

As at 31-Mar-2021

Mutual funds	-	-	-	-	-	-	-
Government securities	-	-	-	-	-	-	-
Debt Securities	-	-	12,139.25	-	12,139.25	-	12,139.25
Equity instruments	-	-	-	-	-	-	-
Subsidiaries	-	-	-	-	-	-	-
Salem Erode Investments Ltd (Quoted)	-	-	-	-	-	2,26,765.40	2,26,765.40
Others (Quoted)	-	-	8,110.25	-	8,110.25	-	8,110.25
Total Gross (A)	-	-	20,249.51	-	20,249.51	2,26,765.40	2,47,014.91

Investment Outside India

Investment In India	-	-	-	-	-	-	-
Total Gross (B)	-	-	20,249.51	-	20,249.51	2,26,765.40	2,47,014.91
Less : Allowance for impairment loss (C)	-	-	-	-	-	-	-
Total - Net (D) = (A) - (C)	-	-	20,249.51	-	20,249.51	2,26,765.40	2,47,014.91

For ICL Fincorp Limited


Managing Director

For ICL Fincorp Limited

Whole Time Director

For ICL Fincorp Limited

Chief Financial Officer



ICL Fincorp Limited
Notes to the Standalone financial statements for the year ended 31-March-2022

(All amounts are in Indian Rupees in thousands unless otherwise stated)

10 Investments (Contd)
Details of Investments in Equity Instruments and Mutual Funds

Name of Body Corporate	As at 31-Mar-2022		As at 31-Mar-2021	
	Quantity of Shares	Market value	Quantity of Shares	Market value
Aarti Drugs Ltd.	-	-	500	347.15
Action Construction Equipment Ltd.	1000	240.50	-	-
Adani Ports & Special Economic Zone Ltd.	-	-	250	175.60
Ahlada Engineers Ltd.	500	50.30	-	-
ANG Lifesciences India Ltd.	250	58.65	-	-
Aurobindo Pharma Ltd.	500	334.28	-	-
Bajaj Electricals Ltd.	-	-	100	97.66
BF Utilities Ltd.	1000	308.35	-	-
Bharat Electronics Ltd.	-	-	1000	125.10
Bharat Gears Ltd.	500	71.85	-	-
Bharat Petroleum Corporation Ltd.	-	-	1000	427.95
Bharat Rasayan Ltd.	-	-	20	188.31
Bharti Airtel Ltd.	-	-	500	258.65
Birlasoft Ltd.	250	113.74	-	-
Britannia Industries Ltd.	-	-	100	362.51
Canara Bank	500	113.88	-	-
CESC Ltd.	-	-	250	148.39
Dilip Buildcon Ltd.	-	-	250	145.00
Divi's Laboratories Ltd.	-	-	100	362.28
Exide Industries Ltd.	500	75.55	-	-
Fortis Healthcare Ltd.	1000	290.40	-	-
Future Consumer Ltd.	5000	22.75	-	-
Go Fashion (India) Ltd.	100	101.15	-	-
Gold Benchmark Exchange Traded Scheme	1000	44.12	2000	76.34
Graphite India Ltd.	500	251.43	-	-
GTL Infrastructure Ltd.	10000	15.00	-	-
Happiest Minds Technologies Ltd.	500	528.33	-	-
HDFC Life Insurance Company Ltd.	500	269.10	-	-
Heidelberg Cement India Ltd.	1000	189.60	-	-
Hindalco Industries Ltd.	-	-	500	163.43
Hindustan Oil Exploration Company Ltd.	1000	219.90	-	-
Hindustan Petroleum Corporation Ltd.	-	-	750	175.88
HIP Adhesives Ltd.	1150	450.11	-	-
ICICI Bank Ltd.	250	182.58	-	-
ICICI Prudential Life Insurance Company Ltd.	-	-	500	222.80
India Pesticides Ltd.	2000	538.40	-	-
Indiabulls Real Estate Ltd.	1000	101.40	-	-
Indian Energy Exchange Ltd.	1000	224.70	-	-
Indian Oil Corporation Ltd.	-	-	500	45.93
Indian Railway Finance Corporation Ltd.	10000	214.50	10000	229.00
IOL Chemicals and Pharmaceuticals Ltd.	250	88.43	-	-
JK Tyre & Industries Ltd.	500	58.68	-	-
Jyothy Labs Ltd.	500	73.73	-	-
Karur Vysya Bank Ltd.	1000	46.30	1000	55.60
Kaveri Seed Company Ltd.	200	109.40	-	-
Kings Infra Ventures Ltd	-	-	1000	24.80
KIOCL Ltd.	1000	208.70	-	-
Kopran Ltd.	500	140.48	-	-
L&T Finance Holdings Ltd.	2000	161.20	-	-
Laxmi Organic Industries Ltd.	500	199.70	-	-
Lemon Tree Hotels Ltd	-	-	6000	222.00
LIC Housing Finance Ltd.	1000	358.95	750	321.15


For ICL FINCORP LIMITED
Managing Director
For ICL FINCORP LIMITED
Whole Time Director
For ICL FINCORP LIMITED
Chief Financial Officer


ICL Fincorp Limited**Notes to the Standalone financial statements for the year ended 31-March-2022***(All amounts are in Indian Rupees in thousands unless otherwise stated)***10 Investments (Contd)****Details of Investments in Equity Instruments and Mutual Funds**

Likhitha Infrastructure Ltd.	500	144.73	-	-
Lupin Ltd.	500	373.53	-	-
Mahindra & Mahindra Financial Services Ltd.	500	79.58	-	-
Manappuram Finance Ltd.	-	-	500	74.60
Marksans Pharma Ltd.	3000	136.50	-	-
Mishra Dhatu Nigam Ltd.	200	33.13	200	35.37
Power Grid Corporation of India Ltd.	-	-	500	107.83
Radico Khaitan Ltd.	1500	1,331.93	-	-
Railtel Corporation of India Ltd.	1000	84.10	1000	126.80
Raymond Ltd.	100	85.47	-	-
Reliance Communications Ltd.	15000	39.75	15000	25.50
Shakti Pumps (India) Ltd.	1000	459.15	-	-
South Indian Bank Ltd.	-	-	30000	247.50
State Bank of India	-	-	500	182.15
Strides Pharma Science Ltd.	1000	346.60	-	-
Tourism Finance Corporation of India Ltd.	-	-	1000	61.60
Venky's (India) Ltd	-	-	1250	1,944.50
Vodafone Idea Ltd.	27500	265.38	27500	254.38
Wockhardt Ltd.	750	197.70	-	-
WOCKHARDT LTD	225	11.27	-	-
YES Bank Ltd.	26000	319.80	26000	405.60
Zee Entertainment Enterprises Ltd.	-	-	2000	406.40
SUB TOTAL		10,364.69		8,110.25
Total Mutual Fund		-		-
SUB TOTAL		-		-
TOTAL		10,364.69		8,110.25

For ICL FINCORP LIMITED


Managing Director

For ICL FINCORP LIMITED

Whole Time Director

For ICL FINCORP LIMITED

Chief Financial Officer



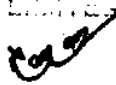
ICL Fincorp Limited**Notes to the Standalone financial statements for the year ended 31-March-2022***(All amounts are in Indian Rupees in thousands unless otherwise stated)***11 Other Financial Asset**

	As at 31-Mar-2022	As at 31-Mar-2021
Interest accrued on loan portfolio	2,02,975.24	1,49,604.40
Security deposits	44,019.50	37,227.28
Balance with Demat account(Kotak Securities)	1,796.71	213.16
Other Receivables	3,978.29	2,713.12
Total	2,52,769.74	1,89,757.96

12 Current tax assets

	As at 31-Mar-2022	As at 31-Mar-2021
Advance Income Tax & Tax Deducted at Source	34,067.67	33,123.98
Total	34,067.67	33,123.98


For ICL FINCORP LIMITED


Managing Director

For ICL FINCORP LIMITED


Whole Time Director

For ICL FINCORP LIMITED


Chief Financial Officer

ICL Fincorp Limited


Notes to the Standalone financial statements for the year ended 31-March-2022

(All amounts are in Indian Rupees in thousands unless otherwise stated)

13(A) Property, Plant and Equipment

	Land	Building	Electrical installations & Equipments	Furniture and fixtures	Office Equipments	Motor Vehicles	Computer and accessories	Total
Cost or valuation								
At 1-Apr-2020	19,607.37	3,312.22	17,262.65	98,241.72	18,807.15	16,652.00	22,496.78	1,96,379.88
Additions	-	-	1,571.72	23,413.77	13,042.03	-	2,926.24	40,953.76
Disposals	-	-	28.10	202.03	-	-	170.66	400.79
Write off	-	-	-	-	-	-	-	-
As at 31-Mar-2021	19,607.37	3,312.22	18,806.27	1,21,453.46	31,849.18	16,652.00	25,252.35	2,36,932.85
Additions	6,696.40	50,544.00	5,872.64	47,354.07	38,114.85	10,939.67	11,201.47	1,70,723.09
Disposals	-	-	275.90	668.00	-	-	-	943.90
Write off	-	-	-	-	-	-	-	-
As at 31-Mar-2022	26,303.77	53,856.22	24,403.01	1,68,139.53	69,964.03	27,591.66	36,453.82	4,06,712.05
Depreciation								
At 1-Apr-2020	-	529.71	8,967.27	45,600.72	12,692.96	3,711.92	18,161.37	89,663.93
Charge for the year	-	135.14	2,263.04	14,535.10	4,372.72	4,030.12	3,012.34	28,348.45
Disposals	-	-	2.40	17.35	-	-	37.21	56.95
Write off	-	-	-	-	-	-	-	-
As at 31-Mar-2021	-	664.84	11,227.91	60,118.47	17,065.68	7,742.03	21,136.49	1,17,955.42
Charge for the period	-	1,113.52	2,470.54	20,205.07	12,980.49	5,178.78	5,783.44	47,731.85
Disposals	-	-	153.41	542.84	-	-	-	696.25
Write off	-	-	-	-	-	-	-	-
As at 31-Mar-2022	-	1,778.37	13,545.04	79,780.70	30,046.17	12,920.81	26,919.93	1,64,991.02
Net Block								
At 1-Apr-2020	19,607.37	2,782.52	8,295.39	52,641.00	6,114.19	12,940.08	4,335.41	1,06,715.95
As at 31-Mar-2021	19,607.37	2,647.38	7,578.37	61,334.99	14,783.50	8,909.97	4,115.86	1,18,977.43
As at 31-Mar-2022	26,303.77	52,077.85	10,857.97	88,358.83	39,917.85	14,670.85	9,533.89	2,41,721.02


For ICL Fincorp Limited



Managing Director

For ICL Fincorp Limited


Whole Time Director

For ICL Fincorp Limited


Chief Financial Officer



ICL Fincorp Limited**Notes to the Standalone financial statements for the year ended 31-March-2022***(All amounts are in Indian Rupees in thousands unless otherwise stated)***13(B) Capital work in progress**

	As at 31-Mar-2022	As at 31-Mar-2021
Capital work in progress	7,149.14	7,149.14
Total	7,149.14	7,149.14

Capital work in progress ageing schedule**As at 31-March-2022**

CWIP	Amount in CWIP for a period of				Total
	Less than 1 year	1-2 years	2-3 years	More than 3 years	
Projects in progress		312.35	2,668.77	4,168.02	7,149.14
Projects temporarily suspended					

As at 31-March-2021

Particulars	Amount in CWIP for a period of				Total
	Less than 1 year	1-2 years	2-3 years	More than 3 years	
Projects in progress	312.35	2,668.77		4,168.02	7,149.14
Projects temporarily suspended					

For ICL FINCORP LIMITED


Managing Director

For ICL FINCORP LIMITED

Whole Time Director

For ICL FINCORP LIMITED

Chief Financial Officer



ICL Fincorp Limited**Notes to the Standalone financial statements for the year ended 31-March-2022***(All amounts are in Indian Rupees in thousands unless otherwise stated)***13(C) Right-of-Use Asset**

	Total
Building	
At 1-Apr-2020	98,522.08
Additions	12,012.06
Disposals	-
As at 31-Mar-2021	1,10,534.14
Additions	60,847.82
Disposals	-
As at 31-Mar-2022	1,71,381.96
Depreciation	
At 1-Apr-2020	49,779.83
Charge for the year	24,262.04
Disposals	-
As at 31-Mar-2021	74,041.86
Charge for the period	28,875.09
Disposals	-
As at 31-Mar-2022	1,02,916.95
Net Right-of-use asset	
At 1-Apr-2020	48,742.25
As at 31-Mar-2021	36,492.27
As at 31-Mar-2022	68,465.01

13(C) Lease Liability

Balance at the beginning as on 01-04-2020	44,164.59
Additions	10,852.28
Finance cost accrued during the year	8,883.99
Deletions	514.30
Payment of lease liabilities	29,175.51
Balance at the end as on 31-3-2021	34,211.05
Additions	55,750.12
Finance cost accrued during the year	6,293.93
Deletions	1,541.90
Payment of lease liabilities	31,060.30
Balance at the end as on 31-3-2022	63,652.91
Particulars	As at 31-Mar-2022
Less than one year	5,201.43
One to five years	51,957.51
More than five years	6,493.97
Total	63,652.91

For ICL FINCORP LIMITED

Managing Director

For ICL FINCORP LIMITED

Whole Time Director

For ICL FINCORP LIMITED

Chief Financial Officer



ICL Fincorp Limited**Notes to the Standalone financial statements for the year ended 31-March-2022***(All amounts are in Indian Rupees in thousands unless otherwise stated)***14 Other Intangible Assets**

	Computer Software
Cost	
At 1-Apr-2020	3,388.38
Additions	252.52
Disposals	-
As at 31-Mar-2021	3,640.90
Additions	75.00
Disposals	-
As at 31-Mar-2022	3,715.90
Amortization	
At 1-Apr-2020	1,003.81
Charge for the year	423.21
Disposals	-
As at 31-Mar-2021	1,427.02
Charge for the period	370.80
Disposals	-
As at 31-Mar-2022	1,797.82
Net Block	
At 1-Apr-2020	2,384.56
As at 31-Mar-2021	2,213.88
As at 31-Mar-2022	1,918.08

For ICL FINCORP LIMITED

Managing Director

For ICL FINCORP LIMITED

Whole Time Director

For ICL FINCORP LIMITED

Chief Financial Officer



ICL Fincorp Limited**Notes to the Standalone financial statements for the year ended 31-March-2022***(All amounts are in Indian Rupees in thousands unless otherwise stated)***15 Other Non-Financial Asset**

	As at 31-Mar-2022	As at 31-Mar-2021
Prepaid Expenses	1,401.44	23,932.93
GST Receivables	12,754.15	12,807.25
Other Advances	1,04,961.84	56,718.86
Total	1,19,117.42	93,459.05

For ICL FINCORP LIMITED

Managing Director



For ICL FINCORP LIMITED

Whole Time Director

For ICL FINCORP LIMITED

Chief Financial Officer



ICL Fincorp Limited**Notes to the Standalone financial statements for the year ended 31-March-2022***(All amounts are in Indian Rupees in thousands unless otherwise stated)***16 Trade payables**

	As at 31-Mar-2022	As at 31-Mar-2021
Total outstanding dues of micro enterprises and small enterprises; and	567.71	1,106.89
Total outstanding dues of creditors other than micro enterprises and small enterprises.	9,029.91	7,177.54
Total	9,597.62	8,284.43

Trade Payables aging schedule**As at 31-March-2022**

Particulars	Outstanding for following periods from due date of payment				Total
	Less than 1 year	1-2 years	2-3 years	More than 3 years	
i) MSME	567.71	-	-	-	567.71
ii) Others	8,574.99	250.85	6.70	197.38	9,029.91
iii) Disputed dues-MSME	-	-	-	-	-
iv) Disputed dues-Others	-	-	-	-	-

As at 31-March-2021

Particulars	Outstanding for following periods from due date of payment				Total
	Less than 1 year	1-2 years	2-3 years	More than 3 years	
i) MSME	1,106.89	-	-	-	1,106.89
ii) Others	6,366.39	68.32	548.43	194.41	7,177.54
iii) Disputed dues-MSME	-	-	-	-	-
iv) Disputed dues-Others	-	-	-	-	-

Disclosure:- Micro, Small and Medium Enterprises

	As at 31-Mar-2022	As at 31-Mar-2021
a) the principal amount and the interest due thereon (to be shown separately) remaining unpaid to any supplier at the end of each accounting year;	Nil	Nil
b) the amount of interest paid by the buyer in terms of section 16 of the Micro, Small and Medium Enterprises Development Act, 2006, along with the amount of the payment made to the supplier beyond the appointed day during each accounting year;	Nil	Nil
c) the amount of interest due and payable for the period of delay in making payment (which have been paid but beyond the appointed day during the year) but without adding the interest specified under the Micro, Small and Medium Enterprises Development Act, 2006;	Nil	Nil
d) the amount of interest accrued and remaining unpaid at the end of each accounting year; and	Nil	Nil
e) the amount of further interest remaining due and payable even in the succeeding years, until such date when the interest dues above are actually paid to the small enterprise, for the purpose of disallowance of a deductible expenditure under section 23 of the Micro, Small and Medium Enterprises Development Act, 2006.	Nil	Nil

Dues to Micro and Small Enterprises have been determined to the extent such parties have been identified on the basis of information collected by the Management.

For ICL Fincorp Limited

Managing Director

For ICL Fincorp Limited

Whole Time Director

For ICL Fincorp Limited

Chief Financial Officer



ICL Fincorp Limited**Notes to the Standalone financial statements for the year ended 31-March-2022***(All amounts are in Indian Rupees in thousands unless otherwise stated)***17 Debt Securities****At Amortised Cost**

	As at 31-Mar-2022	As at 31-Mar-2021
Privately placed redeemable non-convertible debentures (Secured)	25,74,195.00	21,72,767.00
Others - Non-convertible Debentures - Public Issue(Secured)	-	-
Total (A)	25,74,195.00	21,72,767.00
Debt securities in India	25,74,195.00	21,72,767.00
Debt securities outside India	-	-
Total (B)	25,74,195.00	21,72,767.00

Nature of Security

Secured (first ranking) by a hypothecation of all loan receivables, advances, Property Plant and Equipment and other unencumbered assets of the Company, both present and future. The immovable properties owned by the Managing Director and Director, valued at ₹ 2.80 crores, ₹ 2.02 crores, ₹ 0.50 crores and ₹ 0.70 crores are also hypothecated as security. The Company has executed a separate deed of hypothecation in favour of Trustees for creation of this security.

Debentures are offered for a period of 13 months to 65 months.

For ICL FINCORP LIMITED


Managing Director

For ICL FINCORP LIMITED

Whole Time Director

For ICL FINCORP LIMITED

Chief Financial Officer



ICL Fincorp Limited
Notes to the Standalone financial statements for the year ended 31-March-2022.
(All amounts are in Indian Rupees in thousands unless otherwise stated)

17 Debt Securities (contd.)

A) Non Convertible Debentures (Secured)

Non Convertible Debentures of ₹1,000/- each. Details of rate of interest and maturity pattern as on the date of the balance sheet is as under:

As at 31-Mar-2022

Redeemable at par within	Rate of interest					
	>= 10% < 12%		>= 12% < 14%		>= 14%	
	Number	Amount	Number	Amount	Number	Amount
Due within 1 year	94,534	94,534.00	9,47,425	9,47,425.00	23,864	23,864.00
Due within 1-2 years	7,230	7,230.00	8,20,456	8,20,456.00	-	-
Due within 2-3 years	-	-	3,51,224	3,51,224.00	-	-
Due within 3-4 years	-	-	1,24,676	1,24,676.00	-	-
Due within 4-5 years	-	-	1,46,851	1,46,851.00	-	-
Due within 5-6 years	-	-	57,935	57,935.00	-	-
Grand Total	1,01,764	1,01,764.00	24,48,567	24,48,567.00	23,864	23,864.00
					25,74,195	25,74,195.00

As at 31-Mar-2021

Redeemable at par within	Rate of interest					
	>= 10% < 12%		>= 12% < 14%		>= 14%	
	Number	Amount	Number	Amount	Number	Amount
Due within 1 year	73,751	73,751.00	5,48,011	5,48,011.00	27,135	27,135.00
Due within 1-2 years	13,867	13,867.00	7,01,495	7,01,495.00	23,864	23,864.00
Due within 2-3 years	-	-	4,84,124	4,84,124.00	-	-
Due within 3-4 years	-	-	83,659	83,659.00	-	-
Due within 4-5 years	-	-	1,38,576	1,38,576.00	-	-
Due within 5-6 years	-	-	78,285	78,285.00	-	-
Grand Total	87,618	87,618.00	20,34,150	20,34,150.00	50,999	50,999.00
					21,72,767	21,72,767.00

For ICL Fincorp Limited

[Signature]

Managing Director

For ICL Fincorp Limited


[Signature]

Whole Time Director

For ICL Fincorp Limited

[Signature]

Chief Financial Officer



ICL Fincorp Limited**Notes to the Standalone financial statements for the year ended 31-March-2022***(All amounts are in Indian Rupees in thousands unless otherwise stated)***17 Debt Securities (contd.)****DJ Non Convertible Debentures of ₹1,000/- each - series-wise classification****As at 31-Mar-2022**

Sl. No.	Date of Allotment	Outstanding	Interest Rate	Tenure(months)
1	15-03-2017	2,299.00	14.87%	62
2	31-03-2017	3,559.00	14.87%	62
3	15-04-2017	4,010.00	14.87%	62
4	30-04-2017	5,171.00	14.87%	62
5	15-05-2017	2,915.00	14.87%	62
6	31-05-2017	270.00	14.87%	62
7	15-06-2017	2,340.00	14.87%	62
8	30-06-2017	1,900.00	14.87%	62
9	15-07-2017	2,907.00	13.66%-14.87%	62-65
10	31-07-2017	3,004.00	13.66%	65
11	16-08-2017	4,250.00	13.66%	65
12	31-08-2017	2,394.00	13.66%	65
13	15-09-2017	1,885.00	13.66%	65
14	30-09-2017	2,460.00	13.66%	65
15	15-10-2017	7,455.00	13.66%	65
16	31-10-2017	7,515.00	13.66%	65
17	15-11-2017	1,625.00	13.66%	65
18	30-11-2017	3,120.00	13.66%	65
19	15-12-2017	3,503.00	13.66%	65
20	31-12-2017	2,375.00	13.66%	65
21	15-01-2018	3,420.00	13.66%	65
22	31-01-2018	2,560.00	13.66%	65
23	15-02-2018	2,600.00	13.66%	65
24	28-02-2018	4,303.00	13.66%	65
25	05-03-2018	220.00	13.66%	65
26	12-03-2018	5,360.00	13.66%	65
27	19-03-2018	2,375.00	13.66%	65
28	26-03-2018	1,350.00	13.66%	65
29	03-04-2018	4,050.00	13.66%	65
30	10-04-2018	1,655.00	13.66%	65
31	16-04-2018	1,480.00	13.66%	65
32	23-04-2018	950.00	13.66%	65
33	30-04-2018	950.00	13.66%	65
34	07-05-2018	1,500.00	13.66%	65
35	14-05-2018	1,000.00	13.66%	65
36	21-05-2018	2,200.00	13.66%	65
37	28-05-2018	1,625.00	13.66%	65
38	04-06-2018	3,742.00	13.66%	65
39	11-06-2018	600.00	13.66%	65
40	18-06-2018	4,100.00	13.66%	65
41	25-06-2018	3,650.00	13.66%	65
42	02-07-2018	1,081.00	13.66%	65
43	09-07-2018	400.00	13.66%	65
44	16-07-2018	825.00	13.66%	65
45	23-07-2018	2,200.00	13.66%	65



(Signature)

For ICL FINCORP LIMITED

Managing Director

For ICL FINCORP LIMITED

Whole Time Director

For ICL FINCORP LIMITED

Chief Financial Officer



ICL Fincorp Limited**Notes to the Standalone financial statements for the year ended 31-March-2022***(All amounts are in Indian Rupees in thousands unless otherwise stated)***17 Debt Securities (contd.)****D] Non Convertible Debentures of ₹1,000/- each - series-wise classification****As at 31-Mar-2022**

Sl. No.	Date of Allotment	Outstanding	Interest Rate	Tenure(months)
46	30-07-2018	2,224.00	13.66%	65
47	06-08-2018	1,995.00	13.66%	65
48	13-08-2018	4,081.00	13.66%	65
49	20-08-2018	3,174.00	13.66%	65
50	03-09-2018	3,725.00	13.66%	65
51	10-09-2018	4,800.00	13.66%	65
52	17-09-2018	915.00	13.66%	65
53	24-09-2018	150.00	13.66%	65
54	01-10-2018	2,592.00	13.66%	65
55	07-11-2018	5,000.00	13.66%	65
56	07-12-2018	7,660.00	13.66%	65
57	07-01-2019	5,815.00	13.66%	65
58	07-02-2019	12,095.00	13.66%	65
59	07-03-2019	4,700.00	13.66%	65
60	12-04-2019	24,457.00	12.25%-13.66%	36-65
61	07-05-2019	21,425.00	12.25%-13.66%	36-65
62	07-06-2019	22,359.00	12.25%-13.66%	36-65
63	08-07-2019	21,684.00	12.25%-13.66%	36-65
64	07-08-2019	23,904.00	12.25%-13.66%	36-65
65	07-09-2019	29,970.00	12.25%-13.66%	36-65
66	09-10-2019	32,925.00	12.25%-13.66%	36-65
67	07-11-2019	46,223.00	12.25%-13.66%	36-65
68	19-12-2019	71,654.00	12.25%-13.66%	36-65
69	13-01-2020	31,533.00	12.25%-13.66%	36-65
70	18-02-2020	30,365.00	12.25%-13.66%	36-65
71	18-03-2020	42,833.00	12.25%-13.66%	36-65
72	17-04-2020	21,320.00	12%-13.66%	24-65
73	12-05-2020	60,633.00	12%-13.66%	24-65
74	13-06-2020	40,224.00	12%-13.66%	24-65
75	30-06-2020	42,727.00	12%-13.66%	24-65
76	14-07-2020	76,729.00	12%-13.66%	24-65
77	11-08-2020	45,372.00	12%-13.66%	24-65
78	27-08-2020	84,072.00	12%-13.66%	24-65
79	12-09-2020	35,670.00	12%-13.66%	24-65
80	29-09-2020	31,061.00	12%-13.66%	24-65
81	13-10-2020	32,379.00	12%-13.66%	24-65
82	02-11-2020	33,575.00	12%-13.66%	24-65
83	18-11-2020	39,425.00	12%-13.66%	24-65
84	05-12-2020	34,721.00	12%-13.66%	24-65
85	21-12-2020	35,795.00	12%-13.66%	24-65
86	07-01-2021	38,755.00	12%-13.66%	24-65
87	27-01-2021	35,095.00	12%-13.66%	24-65
88	09-02-2021	42,793.00	12%-13.66%	24-65
89	23-02-2021	39,460.00	12%-13.66%	24-65



For ICL FINCORP LIMITED

Managing Director

For ICL FINCORP LIMITED

Whole Time Director

For ICL FINCORP LIMITED

Chief Financial Officer



ICL Fincorp Limited**Notes to the Standalone financial statements for the year ended 31-March-2022***(All amounts are in Indian Rupees in thousands unless otherwise stated)***17 Debt Securities (contd.)****D] Non Convertible Debentures of ₹1,000/- each - series-wise classification****As at 31-Mar-2022**

Sl. No.	Date of Allotment	Outstanding	Interest Rate	Tenure(months)
90	09-03-2021	49,713.00	11.50%-13.66%	13-65
91	25-03-2021	68,050.00	11.50%-13.66%	13-65
92	30-03-2021	10,740.00	11.50%-13.66%	13-65
93	13-04-2021	39,685.00	11.50%-13.66%	13-65
94	23-04-2021	42,597.00	11.50%-13.66%	13-65
95	08-05-2021	42,335.00	11.50%-13.66%	13-65
96	02-06-2021	39,965.00	11.50%-13.66%	13-65
97	18-06-2021	44,310.00	11.50%-13.66%	13-65
98	09-07-2021	54,801.00	11.50%-13.66%	13-65
99	23-07-2021	61,876.00	11.50%-13.66%	13-65
100	06-08-2021	46,619.00	11.50%-13.66%	13-65
101	26-08-2021	64,245.00	11.50%-13.66%	13-65
102	08-09-2021	64,776.00	11.50%-13.66%	13-65
103	23-09-2021	56,801.00	11.50%-13.66%	13-65
104	08-10-2021	65,291.00	11.50%-13.66%	13-65
105	27-10-2021	64,415.00	11.50%-13.66%	13-65
106	13-11-2021	60,694.00	11.50%-13.66%	13-65
107	03-12-2021	77,500.00	11.50%-13.66%	13-65
108	30-12-2021	44,389.00	11.50%-13.66%	13-65
109	28-01-2022	57,146.00	11.50%-13.66%	13-65
110	17-02-2022	54,437.00	11.50%-13.66%	13-65
111	07-03-2022	73,820.00	11.50%-13.66%	13-65
112	21-03-2022	42,773.00	11.50%-13.66%	13-65
Total		25,74,195.00		

For ICL FINCORP LIMITED


Managing Director

For ICL FINCORP LIMITED

Whole Time Director

For ICL FINCORP LIMITED

Chief Financial Officer



ICL Fincorp Limited**Notes to the Standalone financial statements for the year ended 31-March-2022***(All amounts are in Indian Rupees in thousands unless otherwise stated)***17 Debt Securities (contd.)***D] Non Convertible Debentures of ₹1,000/- each - series-wise classification**As at 31-Mar-2021*

Sl. No.	Date of Allotment	Outstanding	Interest Rate	Tenure(months)
1	15-04-2016	1,660.00	14.87%	62
2	30-04-2016	950.00	14.87%	62
3	02-05-2016	100.00	14.87%	62
4	15-05-2016	1,200.00	14.87%	62
5	31-05-2016	100.00	14.87%	62
6	15-06-2016	200.00	14.87%	62
7	30-06-2016	300.00	14.87%	62
8	15-07-2016	1,260.00	14.87%	62
9	31-07-2016	575.00	14.87%	62
10	31-08-2016	1,200.00	14.87%	62
11	15-09-2016	1,120.00	14.87%	62
12	30-09-2016	650.00	14.87%	62
13	15-10-2016	3,720.00	14.87%	62
14	31-10-2016	900.00	14.87%	62
15	15-11-2016	2,350.00	14.87%	62
16	30-11-2016	100.00	14.87%	62
17	15-12-2016	300.00	14.87%	62
18	31-12-2016	1,800.00	14.87%	62
19	15-01-2017	1,600.00	14.87%	62
20	31-01-2017	1,050.00	14.87%	62
21	15-02-2017	3,150.00	14.87%	62
22	28-02-2017	2,780.00	14.87%	62
23	15-03-2017	2,369.00	14.87%	62
24	31-03-2017	3,559.00	14.87%	62
25	15-04-2017	4,010.00	14.87%	62
26	30-04-2017	5,171.00	14.87%	62
27	15-05-2017	2,915.00	14.87%	62
28	31-05-2017	270.00	14.87%	62
29	15-06-2017	2,340.00	14.87%	62
30	30-06-2017	1,900.00	14.87%	62
31	15-07-2017	2,907.00	13.66%-14.87%	62-65
32	31-07-2017	3,004.00	13.66%	65
33	16-08-2017	4,250.00	13.66%	65
34	31-08-2017	2,394.00	13.66%	65
35	15-09-2017	1,885.00	13.66%	65
36	30-09-2017	2,460.00	13.66%	65
37	15-10-2017	7,555.00	13.66%	65
38	31-10-2017	7,515.00	13.66%	65

For ICL FINCORP LIMITED

Managing Director

For ICL FINCORP LIMITED

Whole Time Director

For ICL FINCORP LIMITED

Chief Financial Officer



ICL Fincorp Limited**Notes to the Standalone financial statements for the year ended 31-March-2022***(All amounts are in Indian Rupees in thousands unless otherwise stated)***17 Debt Securities (contd.)****D] Non Convertible Debentures of ₹1,000/- each - series-wise classification****As at 31-Mar-2021**

Sl. No.	Date of Allotment	Outstanding	Interest Rate	Tenure(months)
39	15-11-2017	1,725.00	13.66%	65
40	30-11-2017	3,120.00	13.66%	65
41	15-12-2017	3,503.00	13.66%	65
42	31-12-2017	2,375.00	13.66%	65
43	15-01-2018	3,420.00	13.66%	65
44	31-01-2018	2,760.00	13.66%	65
45	15-02-2018	2,600.00	13.66%	65
46	28-02-2018	4,303.00	13.66%	65
47	05-03-2018	220.00	13.66%	65
48	12-03-2018	5,360.00	13.66%	65
49	19-03-2018	2,375.00	13.66%	65
50	26-03-2018	1,350.00	13.66%	65
51	03-04-2018	4,050.00	13.66%	65
52	10-04-2018	1,655.00	13.66%	65
53	16-04-2018	1,480.00	13.66%	65
54	23-04-2018	950.00	13.66%	65
55	30-04-2018	980.00	13.66%	65
56	07-05-2018	1,500.00	13.66%	65
57	14-05-2018	1,000.00	13.66%	65
58	21-05-2018	2,200.00	13.66%	65
59	28-05-2018	1,625.00	13.66%	65
60	04-06-2018	3,742.00	13.66%	65
61	11-06-2018	600.00	13.66%	65
62	18-06-2018	4,100.00	13.66%	65
63	25-06-2018	3,650.00	13.66%	65
64	02-07-2018	1,081.00	13.66%	65
65	09-07-2018	400.00	13.66%	65
66	16-07-2018	825.00	13.66%	65
67	23-07-2018	2,200.00	13.66%	65
68	30-07-2018	2,224.00	13.66%	65
69	06-08-2018	1,995.00	13.66%	65
70	13-08-2018	4,081.00	13.66%	65
71	20-08-2018	3,174.00	13.66%	65
72	03-09-2018	3,725.00	13.66%	65
73	10-09-2018	4,800.00	13.66%	65
74	17-09-2018	915.00	13.66%	65
75	24-09-2018	150.00	13.66%	65
76	01-10-2018	2,592.00	13.66%	65

For ICL FINCORP LIMITED

Managing Director

For ICL FINCORP LIMITED

Whole Time Director

For ICL FINCORP LIMITED

Chief Financial Officer



ICL Fincorp Limited**Notes to the Standalone financial statements for the year ended 31-March-2022***(All amounts are in Indian Rupees in thousands unless otherwise stated)***17 Debt Securities (contd.)****D) Non Convertible Debentures of ₹1,000/- each - series-wise classification****As at 31-Mar-2021**

Sl. No.	Date of Allotment	Outstanding	Interest Rate	Tenure(months)
77	07-11-2018	5,000.00	13.66%	65
78	07-12-2018	7,660.00	13.66%	65
79	07-01-2019	5,815.00	13.66%	65
80	07-02-2019	21,160.00	12.25%-13.66%	36-65
81	07-03-2019	25,527.00	12.25%-13.66%	36-65
82	12-04-2019	51,559.00	12%-13.66%	24-65
83	07-05-2019	38,443.00	12%-13.66%	24-65
84	07-06-2019	49,774.00	12%-13.66%	24-65
85	08-07-2019	38,438.00	12%-13.66%	24-65
86	07-08-2019	43,650.00	12%-13.66%	24-65
87	07-09-2019	52,339.00	12%-13.66%	24-65
88	09-10-2019	51,041.00	12%-13.66%	24-65
89	07-11-2019	65,721.00	12%-13.66%	24-65
90	19-12-2019	1,17,957.00	12%-13.66%	24-65
91	13-01-2020	56,910.00	12%-13.66%	24-65
92	18-02-2020	49,746.00	12%-13.66%	24-65
93	18-03-2020	96,790.00	11.5%-13.66%	13-65
94	17-04-2020	28,071.00	11.5%-13.66%	13-65
95	12-05-2020	78,830.00	11.5%-13.66%	13-65
96	13-06-2020	48,832.00	11.5%-13.66%	13-65
97	30-06-2020	63,198.00	11.5%-13.66%	13-65
98	14-07-2020	1,12,423.00	11.5%-13.66%	13-65
99	11-08-2020	58,395.00	11.5%-13.66%	13-65
100	27-08-2020	1,14,411.00	11.5%-13.66%	13-65
101	12-09-2020	53,325.00	11.5%-13.66%	13-65
102	29-09-2020	49,472.00	11.5%-13.66%	13-65
103	13-10-2020	48,381.00	11.5%-13.66%	13-65
104	02-11-2020	62,200.00	11.5%-13.66%	13-65
105	18-11-2020	54,911.00	11.5%-13.66%	13-65
106	05-12-2020	51,090.00	11.5%-13.66%	13-65
107	21-12-2020	60,169.00	11.5%-13.66%	13-65
108	07-01-2021	49,245.00	11.5%-13.66%	13-65
109	27-01-2021	52,125.00	11.5%-13.66%	13-65
110	09-02-2021	56,917.00	11.5%-13.66%	13-65
111	23-02-2021	53,575.00	11.5%-13.66%	13-65
112	09-03-2021	50,503.00	11.5%-13.66%	13-65
113	25-03-2021	68,050.00	11.5%-13.66%	13-65
114	30-03-2021	10,740.00	11.5%-13.66%	13-65
Total		21,72,767.00		

For ICL FINCORP LIMITED

Managing Director

For ICL FINCORP LIMITED

Whole Time Director

For ICL FINCORP LIMITED

Chief Financial Officer



ICL Fincorp Limited

Notes to the Standalone financial statements for the year ended 31-March-2022

(All amounts are in Indian Rupees in thousands unless otherwise stated)

18 Borrowings (Other than Debt Securities)

	As at 31-Mar-2022	As at 31-Mar-2021
At Amortised Cost		
Inter Corporate Loans		
Salem Erode Investments Ltd		
Term Loan	1,42,617.27	2,06,500.00
Vehicle Loan- HDFC Bank	69.01	344.41
Vehicle Loan- Axis Bank	15,956.79	9,400.66
SBI Term Loan	2,45,000.00	-
Salem Erode Investments Ltd - Term Loan	59,516.75	-
Loan From Related Parties		
Loan from Directors	17,860.05	1,308.40
Total	4,81,019.86	2,17,553.47
Borrowings in India	4,81,019.86	2,17,553.47
Borrowings outside India	-	-
Total	4,81,019.86	2,17,553.47

A) Terms and Conditions of borrowings

Name of the financial Institution	Security	Nature of Loan	Interest Rate	Other Terms
HDFC Bank Limited	Vehicle - Mahindra Xylo	Auto Loan	10.51%	Margin -17%, EMI amounts to ₹23,410/-, Period - 60 months
Axis Bank Limited	Vehicle - Toyota Vellfire	Auto Loan	7.25%	Margin -18%, EMI amounts to ₹1,79,752/-, Period - 60 months
Axis Bank Limited	Vehicle - BMW	Auto Loan	8.73%	Margin -14%, EMI amounts to ₹1,81,299/-, Period - 60 months
Salem Erode Investments Ltd	Nil	Inter Corporate Deposit	10.50%	Nil
Salem Erode Investments Ltd	Nil	Term Loan	12.50%	Margin - Nil, EMI amounts to ₹13,49,877/-, Period - 60 months
State Bank of India	Hypothecation of Loan Receivables (Standard Assets as per IRACP Norms of RBI)	Term Loan	9.45%	Margin on Receivables atleast 125% of Term Loan Outstanding has to be ensured during the tenure of the loan
K.G Anilkumar	Nil	Loan from Directors	Nil	Nil
Umadevi Anilkumar	Nil	Loan from Directors	Nil	Nil

For ICL Fincorp Limited

[Signature]
Managing Director

For ICL Fincorp Limited

[Signature]
Whole Time Director

For ICL Fincorp Limited

[Signature]
Chief Financial Officer



ICL Fincorp Limited**Notes to the Standalone financial statements for the year ended 31-March-2022***(All amounts are in Indian Rupees in thousands unless otherwise stated)***18 Borrowings (Other than Debt Securities)****Term Loan- (Secured)**

Details of rate of interest and maturity pattern as on the date of the balance sheet is as under:

As at 31-Mar-2022

Repayable within	Rate of Interest						Total
	10.51%	10.70%	8.73%	7.25%	12.50%	9.45%	
Due Within 1 year	69.01	-	1,538.64	1,633.00	9,278.58	50,000.00	62,519.24
Due Within 1-2 year	-	-	1,678.47	1,755.41	10,507.22	47,500.00	61,441.10
Due Within 2-3 year	-	-	1,831.01	1,886.99	11,898.54	50,000.00	65,616.55
Due Within 3-4 year	-	-	1,997.41	2,028.44	13,474.10	50,000.00	67,499.95
Due Within 4-5 year	-	-	944.67	662.74	14,358.31	47,499.98	63,465.70
Grand Total	69.01	-	7,990.20	7,966.58	59,516.75	2,45,000.00	3,20,542.54

As at 31-Mar-2021

Repayable within	Rate of Interest						Total
	10.51%	10.70%	8.73%	7.25%	12.50%	9.45%	
Due Within 1 year	258.53	16.87	1,410.46	-	-	-	1,685.86
Due Within 1-2 year	69.01	-	1,538.64	-	-	-	1,607.65
Due Within 2-3 year	-	-	1,678.47	-	-	-	1,678.47
Due Within 3-4 year	-	-	1,831.01	-	-	-	1,831.01
Due Within 4-5 year	-	-	1,997.41	-	-	-	1,997.41
Due Within 5-6 year	-	-	944.67	-	-	-	944.67
Grand Total	327.53	16.87	9,400.66	-	-	-	9,745.07

For ICL FINCORP LIMITED

Managing Director




For ICL FINCORP LIMITED

Whole Time Director

For ICL FINCORP LIMITED

Chief Financial Officer




ICL Fincorp Limited**Notes to the Standalone financial statements for the year ended 31-March-2022***(All amounts are in Indian Rupees in thousands unless otherwise stated)***19 Subordinate Liabilities**


	As at 31-Mar-2022	As at 31-Mar-2021
At Amortised Cost		
Subordinated debt from Others	2,76,640.00	3,60,102.00
Preference shares#	28,400.00	19,800.00
Total	3,05,040.00	3,79,902.00
Borrowings in India	3,05,040.00	3,79,902.00
Borrowings outside India	-	-
Total	3,05,040.00	3,79,902.00

#15% Redeemable Non - Convertible Cumulative Preference Shares of face value of ₹100/- paid up each.

For ICL FINCORP LIMITED


Managing Director

For ICL FINCORP LIMITED


Whole Time Director

For ICL FINCORP LIMITED


Chief Financial Officer

ICL Fincorp Limited**Notes to the Standalone financial statements for the year ended 31-March-2022***(All amounts are in Indian Rupees in thousands unless otherwise stated)***19 Subordinate Liabilities (contd.)****B] Subordinated Debts from Others(Unsecured)**

Subordinated debts have a face value of ₹ 1,000/- each. Details of rate of interest and maturity pattern as on the date of the balance sheet is as under:

As at 31-Mar-2022

Redeemable at par within	Rate of Interest					
	>= 12% < 14%		>=14%		Total	
	Number	Amount	Number	Amount	Number	Amount
Due within 1 year	18,939	18,939.00	16,906	16,906.00	35,845	35,845.00
Due within 1- 2 years	-	-	-	-	-	-
Due within 2-3 years	1,05,900	1,05,900.00	83,860	83,860.00	1,89,760	1,89,760.00
Due within 3-4 years	31,080	31,080.00	19,955	19,955.00	51,035	51,035.00
Due within 4-5 years	-	-	-	-	-	-
Grand Total	1,55,919	1,55,919.00	1,20,721	1,20,721.00	2,76,640	2,76,640.00

As at 31-Mar-2021

Redeemable at par within	Rate of Interest					
	>= 12% < 14%		>=14%		Total	
	Number	Amount	Number	Amount	Number	Amount
Due within 1 year	44,828	44,828.00	38,584	38,584.00	83,412	83,412.00
Due within 1- 2 years	21,927	21,927.00	13,968	13,968.00	35,895	35,895.00
Due within 2-3 years	-	-	-	-	-	-
Due within 3-4 years	82,500	82,500.00	1,07,260	1,07,260.00	1,89,760	1,89,760.00
Due within 4-5 years	31,080	31,080.00	19,955	19,955.00	51,035	51,035.00
Grand Total	1,80,335	1,80,335.00	1,79,767	1,79,767.00	3,60,102	3,60,102.00

For ICL FINCORP LIMITED

Managing Director

For ICL FINCORP LIMITED

Whole Time Director

For ICL FINCORP LIMITED

Chief Financial Officer



ICL Fincorp Limited**Notes to the Standalone financial statements for the year ended 31-March-2022***(All amounts are in Indian Rupees in thousands unless otherwise stated)***20 Other financial liabilities**

	As at 31-Mar-2022	As at 31-Mar-2021
Interest accrued on borrowings	3,15,266.14	2,39,822.31
Unclaimed dividend	109.03	109.03
Unpaid matured debentures and interest accrued thereon;	4,545.52	4,925.01
Unpaid matured Subordinated Debts and interest accrued thereon;	14,033.00	37,840.34
Employee related payables	22,769.79	18,724.43
Others	6,555.25	2,288.90
Total	3,63,278.73	3,03,710.01

21 Provisions

	As at 31-Mar-2022	As at 31-Mar-2021
Employee Benefits		
- Gratuity	10,668.68	8,637.88
Provisions for taxation	14,114.78	10,550.24
Provision for dividend on preference shares	3,989.13	180.40
Provision for loss on account of fraud	8,719.01	-
Others	455.45	-
Total	37,947.05	19,368.52

22 Other non-financial liabilities

	As at 31-Mar-2022	As at 31-Mar-2021
Statutory dues payable	11,478.66	7,962.95
Other liabilities	2,855.19	2,872.90
Total	14,333.84	10,835.85

For ICL FINCORP LIMITED

Managing Director

For ICL FINCORP LIMITED

Whole Time Director

For ICL FINCORP LIMITED

Chief Financial Officer



ICL Fincorp Limited
Notes to the Standalone financial statements for the year ended 31-March-2022
(All amounts are in Indian Rupees unless otherwise stated)

23 Equity Share capital

The reconciliation of equity shares outstanding at the beginning and at the end of the period

	As at 31-Mar-2022	As at 31-Mar-2021
Authorized shares		
10,00,00,000 (31-Mar-2021 : 10,00,00,000) Equity shares of ₹10/- each	10,00,000	10,00,000
50,00,00,000 (31-Mar-2021 : 20,00,00,000) Preference shares of ₹100/- each #	5,00,000	2,00,000
	15,00,000	12,00,000

Issued, subscribed and fully paid-up shares

4,43,34,952 (31-Mar-2021 : 4,43,34,952) Equity shares of ₹10/- each	4,43,349.52	4,43,349.52
Total	4,43,349.52	4,43,349.52

During the year the Company has issued 15% Redeemable Non-Convertible Preference shares of face value ₹ 100 paid up each, which is disclosed in Note no 19 under subordinate liabilities.

a. Terms/rights attached to equity shares

The company has only one class of equity shares having a par value of ₹10 per share. Each holder of equity shares is entitled to one vote per share. In the event of liquidation of the company, the holders of equity shares will be entitled to receive remaining assets of the company, after distribution of all preferential amounts. The distribution will be in proportion to the number of equity shares held by the shareholders.

b. Details of shareholders holding more than 5% shares in the company

Name of Shareholders	As at 31-Mar-2022		As at 31-Mar-2021	
	Number	% holding in the class	Number	% holding in the class
K G Anilkumar	1,60,18,144	36.13%	1,44,60,320	32.62%
Umadevi Anilkumar	41,01,799	9.25%	41,01,799	9.25%

(As per records of the Company, including its Register of share holders/members and other declarations received from share holders regarding beneficial interest, the above shareholding represents both legal and beneficial ownership of shares.)

For ICL Fincorp Limited

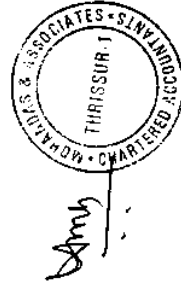
[Signature]
Managing Director

For ICL Fincorp Limited

[Signature]
Whole Time Director

For ICL Fincorp Limited

[Signature]
Chief Financial Officer



ICL Fincorp Limited
Notes to the Standalone financial statements for the year ended 31-March-2022
(All amounts are in Indian Rupees unless otherwise stated)

23 Equity Share capital

c. Reconciliation of the shares outstanding at the beginning and at the end of the reporting period

Particulars	As at 31-Mar-2022		As at 31-Mar-2021	
	Number	Amount	Number	Amount
At the beginning of the year	4,43,34,952	44,33,49,520	4,43,34,952	44,33,49,520
Issued during the period	-	-	-	-
Outstanding at the end of the period	4,43,34,952	44,33,49,520	4,43,34,952	44,33,49,520

d. Shareholding of Promoters

As at 31-Mar-2022

Shares held by promoters at the end of the year				% Change during the year
Promoter name	No. of Shares	% of total shares		
K G Anilkumar	1,60,18,144	36.1298%		3.5138%
Umadevi Anilkumar	41,01,799	9.2518%		Nil

As at 31-Mar-2021

Shares held by promoters at the end of the year				% Change during the year
Promoter name	No. of Shares	% of total shares		
K G Anilkumar	1,44,60,320	32.6161%		3.5751%
Umadevi Anilkumar	41,01,799	9.2518%		0.0045%

For ICL Fincorp Limited


[Signature]
Managing Director

For ICL Fincorp Limited

[Signature]
Whole Time Director

For ICL Fincorp Limited

[Signature]
Chief Financial Officer



ICL Fincorp Limited**Notes to the Standalone financial statements for the year ended 31-March-2022***(All amounts are in Indian Rupees in thousands unless otherwise stated)***24 Other Equity****Statutory Reserves**

Balance as per the last financial statements

Add: Transferred from statement of Profit and loss account**Closing Balance****Impairment Reserves**

Balance as per the last financial statements

Add/Less: Adjustment - Profit and loss account**Closing Balance****Securities Premium Reserves**

Balance as per the last financial statements

Add: Additions during the period**Closing Balance****Surplus/(deficit) in the statement of profit and loss**

Balance as per last financial statements

Add: Profit/(loss) during the period**Less:** Transferred to Statutory Reserve

Provision for dividend on Preference Share

Add/Less: Adjustments - Impairment Reserve**Net surplus in the statement of profit and loss****Other Comprehensive Income**

Balance as per last financial statements

Add: Additions during the period**Net surplus in the statement of profit and loss****Total**

	As at 31-Mar-2022	As at 31-Mar-2021
Balance as per the last financial statements	8,141.97	5,041.97
Add: Transferred from statement of Profit and loss account	4,300.00	3,100.00
Closing Balance	12,441.97	8,141.97
Balance as per the last financial statements	4,574.75	4,574.75
Add/Less: Adjustment - Profit and loss account	3,545.20	-
Closing Balance	8,119.95	4,574.75
Balance as per the last financial statements	2,43,376.88	2,43,376.88
Add: Additions during the period	-	-
Closing Balance	2,43,376.88	2,43,376.88
Balance as per last financial statements	16,745.13	5,791.19
Add: Profit/(loss) during the period	20,020.95	14,234.35
Less: Transferred to Statutory Reserve	4,300.00	3,100.00
Provision for dividend on Preference Share	3,924.79	180.40
Add/Less: Adjustments - Impairment Reserve	3,545.20	-
Net surplus in the statement of profit and loss	24,996.09	16,745.13
Balance as per last financial statements	(544.41)	601.71
Add: Additions during the period	161.70	(1,146.12)
Net surplus in the statement of profit and loss	(382.71)	(544.41)
Total	2,88,552.17	2,72,294.31

Nature and purpose of Reserves

Statutory reserve (Statutory Reserve pursuant to Section 45-IC of The RBI Act, 1934): Section 45IC of Reserve Bank of India Act, 1934 ("RBI Act, 1934") defines that every non banking finance institution which is a Company shall create a reserve fund and transfer therein a sum not less than twenty percent of its net profit every year as disclosed in the statement of profit and loss before any dividend is declared.

The Company has transferred an amount of ₹43,00,000 (Previous year ₹31,00,000) to Statutory reserve pursuant to Section 45-IC of RBI Act, 1934

Impairment reserve: Where impairment allowance under Ind AS 109 is lower than the provisioning required under IRACP (including standard asset provisioning), the differential amount is transferred to impairment reserve. The balance in the impairment reserves shall not be reckoned for regulatory capital

Securities premium: Securities premium reserve is used to record the premium on issue of shares. The reserve can be utilised only for limited purposes such as issuance of bonus shares in accordance with the provisions of the Companies Act, 2013.

Other comprehensive income: Other items of other comprehensive income consist of remeasurement of net defined benefit liability/asset.

For ICL FINCORP LIMITED

Managing Director

For ICL FINCORP LIMITED

Whole Time Director

For ICL FINCORP LIMITED

Chief Financial Officer



ICL Fincorp Limited**Notes to the Standalone financial statements for the year ended 31-March-2022***(All amounts are in Indian Rupees in thousands unless otherwise stated)***25 Revenue from operations****I) Interest Income****On Financial Assets measured at Amortised cost**

Interest on Loans

Interest on Fixed deposit

Total

For the year ended 31-Mar-2022	For the year ended 31-Mar-2021
-----------------------------------	-----------------------------------

8,59,422.43

7,37,873.33

7,262.35

3,274.64

8,66,684.77	7,41,147.97
--------------------	--------------------

II) Revenue from other Financial Services

Income From Money Transfer

Fees and Service Charges Received

Total

For the year ended 31-Mar-2022	For the year ended 31-Mar-2021
-----------------------------------	-----------------------------------

17.91

16.24

10,598.62

4,621.77

10,616.53	4,638.01
------------------	-----------------

26 Other income

Miscellaneous income

Interest On Rent Deposit

Dividend on Investments

Net Gain/(Loss) on sale of investments

Gain on current investment due to market fluctuation

Profit/(Loss) on sale of Property, Plant and Equipment

Total

For the year ended 31-Mar-2022	For the year ended 31-Mar-2021
-----------------------------------	-----------------------------------

367.23

3,975.25

3,460.90

2,854.61

89.73

42.26

2,711.62

1,401.34

1,266.28

5,851.93

62.89

-

7,958.65	14,125.39
-----------------	------------------

27 Finance costs**On Financial Assets measured at Amortised cost:**

Interest on Debentures

Interest on Subordinated Debts

Interest on Bank Borrowings

Interest on Intercompany Loan

Interest on Lease Liability

Interest On Vehicle Loan

Other Interest expense:

Interest on others

Total

For the year ended 31-Mar-2022	For the year ended 31-Mar-2021
-----------------------------------	-----------------------------------

3,21,888.6

2,47,008.5

53,272.1

64,115.1

2,562.4

-

18,987.7

21,504.3

6,150.0

8,857.6

1,168.3

948.4

42.3

4,04,029.2	3,42,476.2
-------------------	-------------------

28 Impairment of Financial Instruments**On financial liabilities measured at amortised cost:**

Loans Assets

Total

For the year ended 31-Mar-2022	For the year ended 31-Mar-2021
-----------------------------------	-----------------------------------

(311.83)

5,458.11

(311.83)	5,458.11
-----------------	-----------------

For ICL FINCORP LIMITED

Managing Director

For ICL FINCORP LIMITED

Whole Time Director

For ICL FINCORP LIMITED

Chief Financial Officer



ICL Fincorp Limited**Notes to the Standalone financial statements for the year ended 31-March-2022***(All amounts are in Indian Rupees in thousands unless otherwise stated)***29 Employee benefits expense**

	For the year ended 31-Mar-2022	For the year ended 31-Mar-2021
Salaries & Wages	1,92,466.73	1,63,965.21
Contribution to provident and other fund	11,464.12	13,812.07
Staff Welfare Expenses	524.67	896.66
Total	2,04,455.52	1,78,673.94

30 Depreciation and amortization expense

	For the year ended 31-Mar-2022	For the year ended 31-Mar-2021
Depreciation of tangible assets	47,731.85	28,291.50
Depreciation of right-of-use asset	28,875.09	24,262.04
Amortization of intangible assets	370.80	423.21
Total	76,977.73	52,976.74

31 Other expenses

	For the year ended 31-Mar-2022	For the year ended 31-Mar-2021
Advertising and sales promotion	62,048.74	39,777.78
Bank charges	1,730.08	1,755.59
Bad Debt	-	22,645.54
Deferred Revenue Expenditure Written Off	-	19,627.07
Director's sitting fees	336.81	119.90
Donation	2,196.42	613.36
Insurance	2,038.34	1,899.55
Office Expenses	9,252.68	6,704.65
Payment to auditor (Refer details below)	1,121.45	874.00
Postage and Telephone	7,084.42	5,274.16
Printing and stationery	2,432.46	2,433.21
Professional Charges	15,181.60	13,968.93
Provision for loss on account of fraud	8,719.01	-
Rent	18,994.17	10,097.92
Repairs and maintenance	15,314.56	8,706.27
Security charges	9,414.47	9,714.78
Tax and fee	9,283.53	6,920.70
Travelling and boarding	3,206.97	1,028.20
Water & Electricity	5,466.30	5,041.32
Total	1,73,822.00	1,57,202.91

Payment to the auditor: (excluding tax)

	For the year ended 31-Mar-2022	For the year ended 31-Mar-2021
as auditor	700.00	600.00
for taxation matters	300.00	265.00
for company law matters	-	-
for management services	-	-
for other services	40.00	-
for reimbursement of expenses	-	-
Total	1,040.00	865.00

For ICL FINCORP LIMITED

Managing Director

For ICL FINCORP LIMITED

Whole Time Director

For ICL FINCORP LIMITED

Chief Financial Officer



ICL Fincorp Limited

Notes to the Standalone financial statements for the year ended 31-March-2022 (All amounts are in Indian Rupees in thousands unless otherwise stated)

32 Tax expenses

Income Tax

The components of income tax expense for the year ended 31 March 2022 and year ended 31 March 2021 are:

	For the year ended 31-Mar-2022	For the year ended 31-Mar-2021
Current tax	14,114.78	10,550.24
Adjustment in respect of current income tax of prior years	(651.66)	(170.64)
Deferred tax relating to origination and reversal of temporary differences	(7,196.77)	(1,490.47)
Total tax charge	6,266.36	8,889.13
Current tax	13,463.13	10,379.60
Deferred tax	(7,196.77)	(1,490.47)

Reconciliation of income tax expense:

	For the year ended 31-Mar-2022	For the year ended 31-Mar-2021
Accounting profit before tax as per Ind AS	26,287.31	23,123.48
Add/(Less) : Ind AS Adjustments on PBT	-	-
Accounting profit before tax for IT Computation	26,287.31	23,123.48
Allowances / Disallowances and other adjustments (Net)	30,686.04	19,416.68
Adjusted profit / (Loss) before tax for Income Tax	56,973.35	42,540.16
Current Tax as per Books		
Tax at Normal Rate (Effective rate of 25.17%, March 2021: 25.17%)	13,656.59	10,215.39
Tax at Special Rate (Short Term Capital Gain Effective rate of 17.16%, March 2021: 17.16%, Long Term Capital Gain Effective rate of 22.88%, March 2021: 22.88%)	458.19	334.85
Adjustment of prior year tax / MAT Credit	14,114.78	10,550.24
Total Tax as given in Books	(651.66)	(170.64)
	13,463.13	10,379.60
All India Statutory income tax rate of 25.17% (March 2021: 25.17%)	14,114.78	10,550.24

For ICL Fincorp Limited


For ICL Fincorp Limited

For ICL Fincorp Limited

Managing Director

Whole Time Director

Chief Financial Officer



ICL Fincorp Limited

Notes to the Standalone financial statements for the year ended 31-March-2022

(All amounts are in Indian Rupees in thousands unless otherwise stated)

32 Tax expenses (Contd)

Deferred Tax

The following table shows deferred tax recorded in the balance sheet and changes recorded in the Income tax expense:

	Deferred Tax Assets	Deferred Tax Liabilities	Income Statement	OCI	Others
	31-Mar-22	31-Mar-22	2021-22	2021-22	2021-22
Depreciation	10,898.94	-	2,063.94	-	-
Impairment allowance for financial assets	-	(2,288.51)	4,655.49	-	-
Remeasurement gain/ (loss) on defined benefit plan	-	204.18	-	(649.56)	-
Provisions	2,685.09	-	511.11	-	-
Financial assets measured at amortised cost	-	-	-	-	-
Other temporary differences	41.73	-	(33.78)	-	-
Total	13,625.76	(2,084.33)	7,196.77	(649.56)	
Net Deferred tax liabilities as at 31 March, 2022	15,710.09				

	Deferred Tax Assets	Deferred Tax Liabilities	Income Statement	OCI	Others
	31-Mar-21	31-Mar-21	2020-2021	2020-2021	2020-2021
Depreciation	8,835.01	-	2,407.80	-	-
Impairment allowance for financial assets	-	2,366.99	(2,000.24)	-	-
Remeasurement gain/ (loss) on defined benefit plan	445.38	-	-	623.50	-
Provisions	2,173.98	-	1,093.68	-	-
Financial assets measured at amortised cost	-	-	-	-	-
Other temporary differences	75.50	-	(10.76)	-	-
Total	11,529.87	2,366.99	1,490.47	623.50	
Net Deferred tax liabilities as at 31 March, 2021	9,162.88				


For ICL Fincorp Limited


Managing Director

For ICL Fincorp Limited

For ICL Fincorp Limited


Chief Financial Officer



ICL Fincorp Limited**Notes to the Standalone financial statements for the year ended 31-March-2022***(All amounts are in Indian Rupees in thousands unless otherwise stated)***33 Earnings per equity share**

The following reflects the profit and share data used in the basic and diluted EPS computations:

	For the year ended 31- Mar-2022	For the year ended 31- Mar-2021
Profit/(loss) after tax	20,020.95	14,234.35
Less : Dividends on convertible preference shares & tax thereon	-	-
Net profit/(loss) for calculation of basic EPS	20,020.95	14,234.35
Net profit as above	20,020.95	14,234.35
Add : dividends on convertible preference shares & tax thereon	-	-
Add : interest on bonds convertible into equity shares (net of tax)	-	-
Net profit/(loss) for calculation of diluted EPS (A)	20,020.95	14,234.35
 Weighted average number of equity shares in calculating basic EPS (B)	 4,43,34,952	 4,43,34,952
 Effect of dilution:		
Convertible preference shares	-	-
Weighted average number of equity shares in calculating diluted EPS (C)	4,43,34,952	4,43,34,952
 Earnings Per Share (A/B)		
Basic (in ₹)	0.45	0.32
Earnings Per Share (A/C)		
Diluted (in ₹)	0.45	0.32
Par value per share	10.00	10.00

For ICL FINCORP LIMITED

Managing Director



For ICL FINCORP LIMITED

Whole Time Director

For ICL FINCORP LIMITED

Chief Financial Officer



ICL Fincorp Limited**Notes to the Standalone financial statements for the year ended 31-March-2022***(All amounts are in Indian Rupees unless otherwise stated)***34 Retirement Benefit Plan****Defined Contribution Plan**

The Company makes Provident Fund and Employee State Insurance Scheme contributions which are defined contribution plans, for qualifying employees. Under the Schemes, the Company is required to contribute a specified percentage of the payroll costs to fund the benefits. The Company recognized ₹74,39,750/- (Previous Year: ₹1,01,76,578/-) for Provident Fund contributions and ₹40,24,371/- (Previous Year: ₹36,35,488/-) for Employee State Insurance Scheme contributions in the Statement of Profit and Loss. The contributions payable to these plans by the Company are at rates specified in the rules of the Schemes.

Defined Benefit Plan

The Company has a defined benefit gratuity plan. Every employee who has completed five years or more of service gets a gratuity on departure at 15 days salary (last drawn salary) for each completed year of service.

i) Gratuity

Actuarial assumptions	As at 31-March-2022	As at 31-March-2021
Mortality table	IALM 2012-14 Ult	IALM 2012-14 Ult
Normal retirement Age (years)	65 Years	65 Years
Employee Turnover	21% p.a upto age 50 thereafter 3%	21% p.a upto age 50 thereafter 3%
Discount rate	6.1%	6.1%
Basic salary increases allowing for Price inflation	4%	4%
Formula used	Projected unit credit Method with control period of one year	Projected unit credit Method with control period of one year

Changes in fair value of plan assets

Not applicable as scheme is unfunded

Funded status

Not applicable as scheme is unfunded

Table 1

Reconciliation of PBO	As at 31-March-2022	As at 31-March-2021
Projected Benefit Obligation at Beginning of Year	8,637.88	4,292.37
Current Service Cost	2,418.40	2,157.60
Interest Cost	663.38	467.62
Contributions by plan participants	-	-
Actuarial (Gain)/Loss due to change in assumptions and experience deviation	(811.26)	1,769.62
Foreign currency exchange rate changes on plans measured in a currency different from the enterprise's reporting currency	-	-
Benefits Paid	(239.72)	(49.33)
Past service cost	-	-
Amalgamations	-	-
Curtailments	-	-
Settlements	-	-
Projected Benefit Obligation at End of Year	10,668.68	8,637.88

For ICL FINCORP LIMITED

Managing Director

For ICL FINCORP LIMITED

Whole Time Director

For ICL FINCORP LIMITED

Chief Financial Officer



ICL Fincorp Limited

Notes to the Standalone financial statements for the year ended 31-March-2022

(All amounts are in Indian Rupees unless otherwise stated)

34 Retirement Benefit Plan(Contd.)

Table 2

Plan Asset at Fair Value	As at 31-March-2022	As at 31-March-2021
Plan Asset at beginning of year	-	-
Foreign currency exchange rate changes on plans measured in a currency different from the enterprise's reporting currency	-	-
Expected Return on Plan Asset	-	-
Employer Contribution	239.72	49.33
Employee Contribution	-	-
Benefit Payments	(239.72)	(49.33)
Asset Gain / (Loss)	-	-
Amalgamations	-	-
Settlements	-	-
Ending Asset	-	-
Total actuarial gain/(loss) to be recognised	-	-
in Other Compr. Income	811.26	(1,769.62)

Table 3

Amount to be Recognised in Balancesheet:	As at 31-March-2022	As at 31-March-2021
Projected Benefit Obligation at End or year	10,668.68	8,637.88
Ending Asset	-	-
Funded Status asset / (liability)	(10,668.68)	(8,637.88)
Unrecognised past service cost - non vested benefits (-)	-	-
Liability(-)/Asset(+) recognised in Balance Sheet	(10,668.68)	(8,637.88)

Table 4

Statement of Profit/Loss	As at 31-March-2022	As at 31-March-2021
Current service cost	2,418.40	2,157.60
Interest cost	663.38	467.62
Expected return of plan asset	-	-
Curtailment cost	-	-
Net actuarial (gain)/loss to be recognised in year	-	-
Past Service Cost Recognised	-	-
Effect of Curtailments	-	-
Income (-)/Expense(+) recognised in the statement of P&L	3,081.78	2,625.22
Current Liability	1,762.47	1,137.81
Non-Current Liability	8,906.21	7,500.07

Table 5

Further Reconciliation	As at 31-March-2022	As at 31-March-2021
Expenses As above	3,081.78	2,625.22
Less ERContrib/Direct ben paid	(239.72)	(49.33)
Less included in OCI	(811.26)	1,769.62
Balance to be recognised in P&L	2,030.80	4,345.51
Increase in Funded Status	(2,030.80)	(4,345.51)
Actual gain/(loss) due to assumption changes	58.07	(580.71)
Experience adjustments(Gain/(Loss)):Liability	753.19	(1,188.91)
Total Actl gain/(loss) : liability	811.26	(1,769.62)
Asset gain / (loss)	-	-
Total gain / (loss)	811.26	(1,769.62)

For ICL FINCORP LIMITED

Managing Director

For ICL FINCORP LIMITED

Whole Time Director

For ICL FINCORP LIMITED

Chief Financial Officer



ICL Fincorp Limited
Notes to the Standalone financial statements for the year ended 31-March-2022

(All amounts are in Indian Rupees unless otherwise stated)

34 Retirement Benefit Plan(Contd)
Table 6

Amounts recognised in Other Comprehensive Income	As at 31-March-2022	As at 31-March-2021
Actual gain/(loss) due to assumption changes	58.07	(580.71)
Experience adjustments[Gain/(Loss)]:Liability	753.19	(1,188.91)
Total Actl gain/(loss) on liability side	811.26	(1,769.62)
Asset gain / (loss)	-	-
Total to be recognised in OCI for the year	811.26	(1,769.62)
Total b/f balance [gains/(loss)]	(1,769.62)	-
Total recognised in OCI at EoY	(958.36)	(1,769.62)

Table 7

Sensitivity Analysis (Proj.Ben. Obligations)	As at 31-March-2022	As at 31-March-2021
Current year basis	10,668.68	8,637.88
Last years basis	10,726.75	8,057.16
Discount rate increased by 0.25%	10,526.15	8,515.57
Discount rate decreased by 0.25%	10,815.05	8,763.51
Salary Escalation rate increased by 2%	11,562.54	9,389.77
Salary Escalation rate decreased by 2%	9,843.28	7,929.69
Employee Turnover rate increased by 2%	10,465.23	8,368.59
Employee Turnover rate decreased by 2%	10,846.98	8,893.78

Table 8

Categories of Plan Assets	As at 31-March-2022	As at 31-March-2021
Government of India Securities	0%	0%
High quality corporate bonds	0%	0%
Equity shares of listed companies	0%	0%
Property	0%	0%
Funds managed by Insurer	0%	0%

Table 9

Details of experience adjustment on plan assets and liabilities	As at 31-March-2022	As at 31-March-2021
F Y 2023	1,762.47	1,137.81
F Y 2024	1,224.12	924.48
F Y 2025	1,237.77	982.81
F Y 2026	1,146.08	981.72
F Y 2027	1,043.16	950.41
F Y 2028-2032	4,879.76	4,437.11

For ICL FINCORP LIMITED

Managing Director

For ICL FINCORP LIMITED

Whole Time Director

For ICL FINCORP LIMITED

Chief Financial Officer



ICL Fincorp Limited
Notes to the Standalone financial statements for the year ended 31-March-2022
(All amounts are in Indian Rupees unless otherwise stated)

35 Maturity Analysis Of Assets And Liabilities


The table below shows an analysis of assets and liabilities analysed according to when they are expected to be recovered or settled. With regard to loans and advances to customers, the Company uses the same basis of expected repayment behaviour as used for estimating the EIR.

	As at 31-Mar-2022			As at 31-Mar-2021		
	Within 12 Months	After 12 Months	Total	Within 12 Months	After 12 Months	Total
Assets						
Financial Assets						
Cash and Cash Equivalents	94,606.85	-	94,606.85	1,10,035.52	-	1,10,035.52
Bank Balances other than above	55,355.10	-	55,355.10	10,128.60	-	10,128.60
Loans	33,56,412.16	74,265.17	34,30,677.33	28,62,563.11	1,42,197.43	30,04,760.54
Investments	32,643.86	2,26,765.40	2,59,409.26	20,249.51	2,26,765.40	2,47,014.91
Other Financial Asset	2,37,623.71	15,146.03	2,52,769.74	1,75,884.85	13,873.11	1,89,757.96
Total (A)	37,76,641.68	3,16,176.60	40,92,818.28	31,79,861.59	3,82,835.95	35,61,697.53
Non-Financial Assets						
Current tax assets (net)	34,067.67	-	34,067.67	33,123.98	-	33,123.98
Deferred tax assets (net)	-	15,710.09	15,710.09	-	9,162.88	9,162.88
Property, Plant and Equipment	-	2,41,721.02	2,41,721.02	-	1,18,977.43	1,18,977.43
Capital work in progress	-	7,149.14	7,149.14	-	7,149.14	7,149.14
Right-of-Use Asset	4,695.25	63,769.76	68,465.01	27,256.75	9,235.52	36,492.27
Other Intangible assets	-	1,918.08	1,918.08	-	2,213.88	2,213.88
Other Non-Financial Asset	94,117.42	25,000.00	1,19,117.42	43,427.56	50,031.49	93,459.05
Total (B)	1,32,880.34	3,55,268.10	4,88,148.44	1,03,808.29	1,96,770.34	3,00,578.63
Total Assets (A+B)	39,09,522.02	6,71,444.70	45,80,966.72	32,82,669.88	5,79,606.28	38,62,276.16

For ICL Fincorp Limited


Managing Director

For ICL Fincorp Limited


Whole Time Director

For ICL Fincorp Limited


Chief Financial Officer



ICL Fincorp Limited

Notes to the Standalone financial statements for the year ended 31-March-2022

(All amounts are in Indian Rupees unless otherwise stated)

35 Maturity Analysis Of Assets And Liabilities (Contd)

Liabilities and Equity					
Financial Liabilities					
Trade payables					
(A) total outstanding dues of micro enterprises and small enterprises; and					
(B) total outstanding dues of creditors other than micro enterprises and small					
Debt Securities	567.71	567.71	1,106.89	1,106.89	1,106.89
Borrowings	9,029.91	9,029.91	7,177.54	7,177.54	7,177.54
Subordinate Liabilities	10,65,823.00	15,08,372.00	25,74,195.00	6,48,897.00	15,23,870.00
Lease Liability	4,30,781.70	50,238.17	4,81,019.86	2,09,494.26	8,059.21
Other financial liabilities	35,845.00	2,69,195.00	3,05,040.00	83,412.00	2,96,490.00
	48,325.47	15,327.43	63,652.91	18,883.61	15,327.43
	2,03,531.00	1,59,747.73	3,63,278.73	1,43,962.28	1,59,747.73
Total (C)	17,93,903.80	20,02,880.33	37,96,784.13	11,12,933.59	20,03,494.38
Non-Financial Liabilities					
Provisions	27,278.37	10,668.68	37,947.05	10,730.64	8,637.88
Other non-financial liabilities	14,333.84	-	14,333.84	10,835.85	-
Total (D)	41,612.22	10,668.68	52,280.90	21,566.49	8,637.88
Total Liabilities (C+D)	18,35,516.01	20,13,549.01	38,49,065.02	11,34,500.08	20,12,132.25
Net	20,74,006.01	(13,42,104.31)	7,31,901.69	21,48,169.80	(14,32,525.97)
					7,15,643.83

36 Change In Liabilities Arising From Financing Activities

Particulars	As at 31-Mar-2021	Cash Flows	Other	As at 31-Mar-2022
Debt Securities	21,72,767.00	4,01,428.00	-	25,74,195.00
Borrowings	2,17,553.47	2,63,466.39	-	4,81,019.86
Subordinate Liabilities	3,79,902.00	(74,862.00)	-	3,05,040.00
Total	27,70,222.47	5,90,032.39	-	33,60,254.86

For ICL Fincorp Limited


For ICL Fincorp Limited

For ICL Fincorp Limited

Managing Director

Whole Time Director

Chief Financial Officer



ICL Fincorp Limited
Notes to the Standalone financial statements for the year ended 31-March-2022

(All amounts are in Indian Rupees unless otherwise stated)

37 Related party transactions
Names of related parties

Relationship	Name of the party
Key Management Personnel	Mr. K G Anilkumar (Managing Director)
	Ms. Umadevi Anilkumar (Whole Time Director)
	Mr. Prasanjith Kumar (CS) (Resigned on 15-07-2021)
	Mr. T Karthik Narayanan (CS) (Appointed on 31-12-2021) (Resigned on 06-04-2022)
	Mr. Subramanian R (CFO) (Resigned on 21-06-2021)
	Mr. Natarajan (CFO) (Resigned on 24-09-2021)
	Mr. Madhavankutty T (CFO) (Appointed on 31-12-2021)
	Mr. Nadarajan (Independent Director) (Resigned on 27-08-2021)
	Mr. Shinto Stanley (Independent Director)
	Mr. A. A Balan (Independent Director)
	Mr. Wilson K K (Non-Executive Director)
Subsidiary/Associates / Enterprises owned or significantly influenced by key management personnel or their relatives	Mr. Sreejith Surendran Pillai (Non-Executive Director)
	Salem Erode Investments Limited
	ICL Tours And Travels Private Limited
	ICL Chits Limited
	ICL Nidhi Limited
	ICL Medilab Private Limited
	Snow View Tex Collections Private Ltd
	Tuline Designer Studio
	Caits Info Solutions Pvt LTD
	Kichappu Entertainments
	Laneseda Vanisya Private Limited
	Amaljith A Menon (Son of K G Anilkumar and Umadevi Anilkumar)
	Pankajakshy (Mother of Umadevi Anilkumar)

Particulars	Key Management Personnel/Directors	
	31-Mar-22	31-Mar-21
Balance outstanding at the period end:		
<u>Loan from Directors</u>	17,860.05	1,308.40
K G Anilkumar		
Balance outstanding at the beginning	1,274.94	2,407.21
Amount Accepted	18,420.00	76,563.96
Amount Repaid	2,093.35	77,696.23
Balance outstanding at the period end	17,601.59	1,274.94
Umadevi Anilkumar		
Balance outstanding at the beginning	33.46	709.98
Amount Accepted	225.00	354.20
Amount Repaid	-	1,030.72
Balance outstanding at the period end	258.46	33.46
<u>Property Loan including Interest receivable from Directors</u>	37,056.36	96,816.99
K G Anilkumar		
Balance outstanding at the beginning	96,816.99	68,548.97
Amount Advanced	-	34,600.00
Interest Accrued	11,638.86	12,294.51
Amount Repaid	71,399.50	18,626.49
Balance outstanding at the period end	37,056.36	96,816.99
<u>Debenture Outstanding</u>	4,100.00	266.00
K G Anilkumar	-	110.00
Umadevi Anilkumar	4,100.00	156.00
<u>Debenture Accepted</u>	4,59,047.00	4,30,826.00
K G Anilkumar	4,59,047.00	4,30,826.00



For ICL Fincorp Limited

Managing Director

For ICL Fincorp Limited

Whole Time Director

For ICL Fincorp Limited

Chief Financial Officer



ICL Fincorp Limited
Notes to the Standalone financial statements for the year ended 31-March-2022

(All amounts are in Indian Rupees unless otherwise stated)

37 Related party transactions (contd.)

Particulars	Key Management Personnel/Directors	
	31-Mar-22	31-Mar-21
<u>Subordinate Debt Outstanding</u>	7,830.00	18,315.00
K G Anilkumar	7,630.00	15,340.00
Umadevi Anilkumar	200.00	2,975.00
<u>Interest payable on Subordinate Debt</u>	2,147.48	5,170.15
K G Anilkumar	1,955.71	4,119.99
Umadevi Anilkumar	191.77	1,050.16
<u>Interest payable on Debenture</u>	204.52	8.06
K G Anilkumar	-	0.94
Umadevi Anilkumar	204.52	7.13
<u>Rent Payable</u>	67.50	37.00
K G Anilkumar	31.50	-
Umadevi Anilkumar	36.00	37.00
Income recorded in the books:	11,638.87	12,294.51
K G Anilkumar	11,638.87	12,294.51
Expenses recorded in the books:		
<u>Remuneration to Directors</u>	18,000.00	14,000.00
K G Anilkumar	12,000.00	9,500.00
Umadevi Anilkumar	6,000.00	4,500.00
<u>Remuneration to others</u>	1,459.27	1,554.66
Prasanjit Kumar Baul (CS)	309.03	398.21
T. Karthik Narayanan (CS)	379.67	-
Nadarajan (CFO)	333.44	-
Karthika P S (CS)	-	343.45
Subramanian R (CFO)	192.77	813.00
Madhavankutty Thekkedath (CFO)	244.35	-
<u>Interest on Debenture</u>	226.82	73.50
K G Anilkumar	9.67	4.06
Umadevi Anilkumar	217.15	69.44
<u>Interest on Subordinate Debt</u>	2,018.81	7,803.16
K G Anilkumar	1,659.87	6,384.90
Umadevi Anilkumar	358.95	1,418.26
<u>Sitting Fees paid to Directors (Excluding GST)</u>	309.00	110.00
K G Anilkumar	57.00	-
Umadevi Anilkumar	60.00	-
Sajish Gopalan	-	20.00
Nadarajan	-	10.00
Wilson K K	57.00	35.00
Shinto Stanly	60.00	35.00
Sreejith Surendran Pillai	51.00	10.00
A A Balan	24.00	-
<u>Rent</u>	801.25	510.00
K G Anilkumar	315.00	-
Umadevi Anilkumar	486.25	510.00

For ICL FINCORP LIMITED

Managing Director

For ICL FINCORP LIMITED

Whole Time Director

For ICL FINCORP LIMITED

Chief Financial Officer



ICL Fincorp Limited
Notes to the Standalone financial statements for the year ended 31-March-2022

(All amounts are in Indian Rupees unless otherwise stated)

37 Related party transactions (contd.)

Particulars	Subsidiary/Associates / Enterprises owned or significantly influenced by key management personnel or their relatives	
	31-Mar-22	31-Mar-21
<u>Advances with Interest receivables from Sister Concerns</u>	26,161.77	50,779.50
ICL Chits Limited		
Balance outstanding at the beginning	10,172.88	19,922.89
Amount Advanced	-	-
Interest accrued	1,040.88	2,749.99
Amount Repaid	11,213.76	12,500.00
Balance outstanding with Interest Receivable at the period end	-	10,172.88
ICL Tours & Travels Private Limited		
Balance outstanding at the beginning	40,606.62	45,881.07
Amount Advanced	-	-
Interest accrued	4,073.46	5,841.22
Amount Repaid	18,518.31	11,115.66
Balance outstanding with Interest Receivable at the period end	26,161.77	40,606.62
<u>Advances with Interest payable to Subsidiary</u>		
Salem Erode Investments Limited		
Balance outstanding at the beginning	2,07,131.76	2,08,745.48
Amount Accepted	-	-
Interest accrued	18,423.71	21,504.29
Amount Repaid	82,438.88	23,118.00
Balance outstanding with Interest Payable at the period end	1,43,116.58	2,07,131.76
Salem Erode Investments Limited - Term Loan		
Balance outstanding at the beginning	-	-
Amount Accepted	60,000.00	-
Interest accrued	564.03	-
Amount Repaid	899.92	-
Balance outstanding with Interest Payable at the period end	59,664.11	-
CAITS INFO SOLUTIONS		
Payable/(Advance) against purchase at the beginning	64.44	(73.17)
Purchases during the period	66,044.13	23,870.32
Payment against purchase	68,518.38	23,732.70
Payable/(Advance) against purchase at the period end	(2,409.81)	64.44
Kichappu Entertainments		
Balance outstanding at the beginning	-	-
Purchases during the period	5,414.38	-
Payment against purchase	5,414.38	-
Payable/(Advance) against purchase at the period end	-	-

For ICL FINCORP LIMITED

Managing Director

For ICL FINCORP LIMITED

Whole Time Director

For ICL FINCORP LIMITED

Chief Financial Officer



ICL Fincorp Limited
Notes to the Standalone financial statements for the year ended 31-March-2022

(All amounts are in Indian Rupees unless otherwise stated)

37 Related party transactions (contd.)


Particulars	Subsidiary/Associates / Enterprises owned or significantly influenced by key management personnel or their relatives	
	31-Mar-22	31-Mar-21
Income recorded in the books:	5,114.34	8,591.21
ICL Chits Limited	1,040.88	2,749.99
ICL Tours & Travels Private Limited	4,073.46	5,841.22
Expense recorded in the books:	18,424	21,504
Salem Erode Investments Limited	18,424	21,504

Particulars	Relatives of key management personnel/directors	
	31-Mar-22	31-Mar-21
<u>Debenture Outstanding</u>	6,083.00	100.00
Pankajakshy	6,083.00	100.00
<u>Debenture Accepted</u>	4,26,096.00	4,86,162.00
Pankajakshy	4,26,096.00	4,86,162.00
<u>Subordinate Debt Outstanding</u>	-	220.00
Amaljith A Menon	-	220.00
<u>Subordinate Debt Accepted</u>	-	500.00
Pankajakshy	-	500.00
<u>Interest payable on Subordinate Debt</u>	-	88.74
Amaljith A Menon	-	88.74
<u>Interest payable on Debenture</u>	242.95	0.69
Pankajakshy	242.95	0.69
<u>Interest on Debenture</u>	299.38	21.90
Amaljith A Menon	37.64	15.02
Pankajakshy	261.73	6.88
<u>Interest on Subordinate Debt</u>	27.54	65.73
Amaljith A Menon	27.54	65.73


Note:

a) Related parties have been identified on the basis of declaration received by the management and other records available

b) The remuneration to the key managerial personnel doesnot include the provisions made for gratuity, as they are determined on actural basis for the company as a whole.

For ICL FINCORP LIMITED

Managing Director
For ICL FINCORP LIMITED

Whole Time Director
For ICL FINCORP LIMITED

Chief Financial Officer


ICL Fincorp Limited**Notes to the Standalone financial statements for the year ended 31-March-2022***(All amounts are in Indian Rupees in thousands unless otherwise stated)***38 Draw Down From Reserves**

Details of Draw down from reserves, if any, are provided in Statement of Changes in Equity to these financial statements.

39 Additional Disclosures**a) As Required by the Reserve Bank of India**

Total Gold loan portfolio

Total Assets

Gold loan portfolio as a percentage of total assets

	As at 31-Mar-2022	As at 31-Mar-2021
Total Gold loan portfolio	33,56,287.79	28,04,706.01
Total Assets	45,80,966.72	38,62,276.16
Gold loan portfolio as a percentage of total assets	73%	73%

Ratios

Particulars	As at 31-Mar-2022	As at 31-Mar-2021
a) Capital to risk-weighted assets ratio (CRAR)	17.14%	19.68%
b) Tier I CRAR	12.67%	13.64%
c) Tier II CRAR	4.46%	6.04%
d) Liquidity Coverage Ratio:		
Current Ratio	2.13	2.89
Quick Ratio	0.20	0.27
Cash Ratio	0.07	0.11

40 Details of Auction held during the year

	As at 31-Mar-2022	As at 31-Mar-2021
No. of Loan accounts	3,272	2,373
Principal amount Outstanding at the dates of auction(A)	1,80,551.86	69,305.33
Interest and Other charges Outstanding at the dates of auction(B)	63,104.10	37,960.81
Total(A+B)	2,43,655.96	1,07,266.15
Value fetched*	2,15,119.41	1,03,786.77

*excluding GST / Sales tax collected from the buyer.

No sister concerns participated in the auctions held during the period.

41 Disclosure on the following matters required under schedule III as amended not being applicable in case of the company, same are not covered such as:

- No proceedings have been initiated or pending against the company under the Benami Transactions (Prohibition) Act, 1988 (45 of 1988) and rules made thereunder;
- The company has not been declared willful defaulter by any bank or financial institution or government or any government authority.
- No registration or satisfaction of charges are pending to be filed with ROC.
- The company has not entered into any scheme of arrangement.
- There are no transactions which have not been recorded in the books.
- The company has not traded or invested in crypto currency or virtual currency during the financial year.
- The company does not have any transaction with companies struck off under section 248 or the Companies Act 2013.
- Utilisation of Borrowed funds or share premium :

No funds have been advanced or loaned or invested (either borrowed funds or share premium or any other sources or kind of funds) by the company to or in any other person(s) or entity(ies), including foreign entities (Intermediaries) with the understanding (whether recorded in writing or otherwise) that the Intermediary shall directly or indirectly lend or invest in other persons or entities identified in any manner whatsoever by or on behalf of the company (Ultimate Beneficiaries) or provide any guarantee, security or the like to or on behalf of the Ultimate Beneficiaries.

No funds have been received by the company from any person(s) or entity(ies), including foreign entities (Funding Party) with the understanding (whether recorded in writing or otherwise) that the company shall, whether, directly or indirectly lend or invest in other persons or entities identified in any manner whatsoever by or on behalf of the Funding Party (Ultimate Beneficiaries) or provide any guarantee, security or the like on behalf of the Ultimate Beneficiaries.

For ICL FINCORP LIMITED

Managing Director

For ICL FINCORP LIMITED

Whole Time Director

For ICL FINCORP LIMITED

Chief Financial Officer



ICL Fincorp Limited**Notes to the Standalone financial statements for the year ended 31-March-2022***(All amounts are in Indian Rupees in thousands unless otherwise stated)***42 Contingent Liabilities, Commitments And Contracts****As at 31-Mar-2022****As at 31-Mar-2021****I. Contingent Liabilities**

Claims against the company not acknowledged as debts

Demand from Income Tax Department on account of TDS default*	530.62	306.61
Guarantees	Nil	Nil
Other money for which the company is contingently liable	Nil	Nil

II. Commitments

Estimated amounts of contracts remaining to be executed on capital account and not provided for.#	163.00	1,963.00
Uncalled liability on shares and other investments partly paid	Nil	Nil
Other commitments	Nil	Nil

*The Income Tax Department has raised demand of ₹5,30,619.66/- on account of TDS default. This happens due to clerical error in quarterly TDS return and the company proposes to revise the return to abolish errors. Since the company doesn't expect any liability after revising the return, no provision has been made in the books of accounts of the company.

Balance amount payable to S and A associates as per the Agreement for a construction work executed on 7th September 2019.

43 Utilisation of proceeds

During the period, the Company has raised ₹86,00,000/- (Previous Year: ₹1,98,00,000/-) by way of preference shares, ₹1,09,84,75,000/- (Previous Year: ₹122,48,63,000/-) by way of secured Non-Convertible Debentures, ₹6,00,00,000/- by the way of Term Loan from Salem Erode Investments Limited (Previous Year: Nil) and ₹25,00,00,000/- (Previous Year: Nil) by the way of Term Loan from State Bank of India and the same has been utilised to meet the working capital requirements of the Company.

44 Capital Management

The Company's policy is to maintain a strong capital base so as to maintain investor, creditor and market confidence and to sustain future development of the business. The Company has adequate cash and cash equivalents. The company monitors its capital by a careful scrutiny of the cash and cash equivalents, and a regular assessment of any debt requirements. In the absence of any debt, the maintenance of debt equity ratio etc. may not be of any relevance to the Company.

45 Comparatives

Previous year figures have been regrouped/reclassified, wherever considered necessary, to conform to this period's classification.

For Mohandas & Associates**Chartered Accountants**

ICAI Firm Reg No.: 021165

Mohandas A**[Partner]**

Membership no.: 036726



Place: Thrissur

Date: 24th August 2022

For and on behalf of the board of directors of**ICL Fincorp Limited****KG Anilkumar****[Managing Director]**

(DIN:00766739)

Umadevi Anilkumar**[Whole Time Director]**

(DIN: 06434467)

Madhavankutty T**[Chief Financial Officer]**

Place: Irinjalakuda

Date: 24th August 2022



ICL Fincorp Limited
Schedule to the Standalone Balance Sheet of a NBFC

(₹ in lakhs)

Sl: No	Particulars		
	Liabilities side:		
(1)	Loans and advances availed by the NBFCs inclusive of interest accrued thereon but not paid:	Amount outstanding	Amount overdue
	(a) Debentures : Secured	28,347	45
	: Unsecured (other than falling within the meaning of public deposits*)	-	-
	(b) Deferred Credits	-	-
	(c) Term Loans	2,610	-
	(d) Inter-corporate loans and borrowing	2,028	-
	(e) Commercial paper	-	-
	(f) Public Deposits*	-	-
	(g) Other Loans (specify nature)	2,802	-
	(i) Subordinated Bond	-	-
	(ii) Overdraft	-	-
	(iii) Loan against deposit	-	-
	(iv) Loan from Director	179	-
	*Please see Note 1 below		
(2)	Break-up of (1)(f) above (Outstanding public deposits inclusive of interest accrued thereon but not paid) :		
	(a) In the form of Unsecured debentures	-	-
	(b) In the form of partly secured debentures i.e. debentures where there is a shortfall in the value of security	-	-
	(c) Other public deposits	-	-
	* Please see Note 1 below		
	Assets side:	Amount outstanding	
(3)	Break-up of Loans and Advances including bills receivables [other than those included in (4) below]:		
	(a) Secured	33,643	
	(b) Unsecured	776	
(4)	Break-up of Leased Assets and stock on hire and other assets counting towards AFC activities		
	(i) Lease assets including lease rentals under sundry debtors:		
	(a) Financial lease	-	
	(b) Operating lease	-	
	(ii) Stock on Hire including hire charges under sundry debtors:		
	(a) Asset on Hire	-	
	(b) Repossessed assets	-	
	(iii) Other loan counting towards AFC activities		
	(a) Loans where assets have been repossessed	-	
	(b) Loans other than (a) above	-	

For ICL FINCORP LIMITED

Managing Director

For ICL FINCORP LIMITED

Whole Time Director

For ICL FINCORP LIMITED

Chief Financial Officer



(5)	Break-up of Investments:			
	<u>Current Investments :</u>			
	1. Quoted			
	(i) Shares: (a) Equity	104		
	(b) Preference	-		
	(ii) Debentures and Bonds	-		
	(iii) Units of Mutual funds	-		
	(iv) Government securities	-		
	(v) Others (please specify)	-		
	2. Unquoted:			
	(i) Shares: (a) Equity	-		
	(b) Preference	-		
	(ii) Debentures and Bonds	-		
	(iii) Units of Mutual funds	-		
	(iv) Government securities	-		
	(v) Others (please specify)	-		
	<u>Long term Investments:</u>			
	1. Quoted			
	(i) Shares: (a) Equity	2,268		
	(b) Preference	-		
	(ii) Debentures and Bonds	-		
	(iii) Units of Mutual funds	-		
	(iv) Government securities	-		
	(v) Others (please specify)	223		
	2. Unquoted:			
	(i) Shares: (a) Equity	-		
	(b) Preference	-		
	(ii) Debentures and Bonds	-		
	(iii) Units of Mutual funds	-		
	(iv) Government securities	-		
	(v) Others (please specify)	-		
(6)	Borrower Group-wise classification of assets financed as in (3) and (4) above :			
	Please see Note 2 below			
	Category	Amount net of provisions		
		Secured	Unsecured	Total
	1. Related Parties**			
	(a) Subsidiaries	-	-	-
	(b) Companies in the same group	-	259	259
	(c) Other related Parties	371	-	371
	2. Other than related parties	33,174	503	33,677
	Total	33,544	762	34,307

Managing Director

Whole Time Director

Chief Financial Officer




ICL Fincorp Limited
Schedule to the Standalone Balance Sheet of a NBFC

(7)	Investor group-wise classification of all investments (current and long term) in shares and securities (both quoted and unquoted): Please see note 3 below		
	Category	Market value/Break-up or fair value or NAV	Book value (net of Provisions)
	1. Related Parties**		
	(a) Subsidiaries	7,382	2,268
	(b) Companies in the same group	Nil	Nil
	(c) Other related Parties	Nil	Nil
	2. Other than related parties	326	326
	Total	7,709	2,594
**As per Accounting Standard of ICAI (Please see Note 3)			
(8)	Other information		
	Particulars		Amount
	(i) Gross Non-Performing Assets		
	(a) Related Parties		-
	(b) Other than related parties		650
	(ii) Net Non-Performing Assets		
	(a) Related Parties		-
	(b) Other than related parties		578
(iii) Asset acquired in Satisfaction of Debt		-	

Notes:

- 1) As defined in point xix of paragraph 3 of Chapter -2 of these Directions.
- 2) Provisioning norms shall be applicable as prescribed in these Directions.
- 3) All Relevant Accounting Standards and Guidance Notes issued by ICAI are applicable including for valuation of investments and other assets as also assets acquired in satisfaction of debt. However, Market value in respect of quoted investments and break up/fair value/NAV in respect of unquoted investments should be disclosed irrespective of whether they are classified as long term or current in column (5) above.


As per our report of even date
For Mohandas & Associates
Chartered Accountants
ICAI Firm Reg No.: 02116S

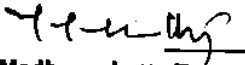

Mohandas A
[Partner]
Membership no.: 036726




Place: Thrissur
Date: 24th August 2022

For and on behalf of the board of directors of
ICL Fincorp Limited


K G Anilkumar
[Managing Director]
(DIN:00766739)


Madhavankutty T
[Chief Financial Officer]
Place: Irinjalakuda
Date: 24th August 2022


Umadevi Anilkumar
[Whole Time Director]
(DIN: 06434467)





Our Ref.

MOHANDAS & ASSOCIATES

CHARTERED ACCOUNTANTS

IIIrd Floor, "Sree Residency"

Press Club Road, Thrissur - 1.

☎ : 0487 - 2333124, 2321290

Email : ma.auditors@gmail.com

Independent Auditor's Report

To the members of ICL Fincorp Limited

Report on the Audit of the Consolidated Financial Statements

Opinion

We have audited the accompanying Consolidated Financial statements of **M/s. ICL Fincorp Limited** ("the Holding Company") and its subsidiary, (the Holding Company and its subsidiary together referred to as the "Group"), which comprises the Consolidated Balance Sheet as at 31st March, 2021, and the Consolidated Statement of Profit and Loss (including Other Comprehensive Income), the Consolidated Cash Flow Statement and the Consolidated Statement of Changes in Equity for the year then ended, and the notes to Consolidated Financial statements, including a summary of the significant accounting policies and other explanatory information.

In our opinion and to the best of our information and according to the explanations given to us, the aforesaid consolidated financial statements give the information required by the Companies Act, 2013 ("the Act") in the manner so required and give a true and fair view in conformity with the Indian Accounting Standards prescribed under section 133 of the Act read with the Companies (Indian Accounting Standards) Rules, 2015, as amended, ("Ind AS") and other accounting principles generally accepted in India, of the consolidated state of affairs of the Group as at March 31, 2021, and their consolidated profit, their consolidated total comprehensive income, their consolidated cash flows and their consolidated changes in equity for the year ended on that date.

Basis for Opinion

We conducted our audit of the consolidated financial statements in accordance with the Standards on Auditing specified under section 143(10) of the Act (SAs). Our responsibilities under those Standards are further described in the Auditor's Responsibility for the Audit of the Consolidated Financial Statements section of our report. We are independent of the Group in accordance with the Code of Ethics issued by the Institute of Chartered Accountants of India (ICAI) together with the ethical requirements that are relevant to our audit of the consolidated financial statements under the provisions of the Act and the Rules made thereunder, and we have fulfilled our other ethical responsibilities in accordance with these requirements and the ICAI's Code of Ethics. We believe that the audit evidence obtained by us is sufficient and appropriate to provide a basis for our audit opinion on the consolidated financial statements.



Key audit matters

Key audit matters are those matters that, in our professional judgment, were of most significance in our audit of the financial statements of the current period. These matters were addressed in the context of our audit of the consolidated financial statements as a whole, and in forming our opinion thereon, and we do not provide a separate opinion on these matters. We have determined the matters described below to be the key audit matters to be communicated in our report.

Serial No.	Key Audit Matters	Auditor's Response
1.	Estimates in accuracy and authenticity of gold loan	Due to the outbreak of Covid-19, we were unable to physically verify securities pledged against gold loan. The alternative procedures applied in our audit to collect evidence is to assess the internal policies of the management for the techniques applied to ascertain the authentication of the securities pledged with. We have relied on the information, details, data, documents and explanations as provided by the company and its officers and agents in electronic form without physically verifying their office.
2.	Due to the pervasive nature and complexity of the IT environment, we have ascertained IT systems and controls as a key audit matter.	Tested the Company's periodic review of access rights. Considered the control environment relate to various interfaces, configuration and other application layer controls identified as key to our audit.

Information other than the Consolidated financial statements and auditor's report thereon (Other Information).

The Holding Company's Board of Directors is responsible for the other information. The other information comprises the information included in the Board's Report, Corporate Governance and Shareholder's Information, but does not include the consolidated financial statements and our auditor's report thereon.

- Our opinion on the consolidated financial statements does not cover the other information and we do not express any form of assurance conclusion thereon.

- In connection with our audit of the consolidated financial statements, our responsibility is to read the other information, compare with the financial statements of the subsidiary audited by the other auditor, to the extent it relates to this entity and, in doing so, place reliance on the work of the other auditor and consider whether the other information is materially inconsistent with the consolidated financial statements or our knowledge obtained during the course of our audit or otherwise appears to be materially misstated. Other information so far as it relates to the subsidiary, is traced from their financial statements audited by the other auditor.



If, based on the work we have performed, we conclude that there is a material misstatement of this other information, we are required to report that fact. We have nothing to report in this regard.

Responsibilities of Management and Those Charged with Governance for the Consolidated Financial Statements.

The Holding Company's Board of Directors is responsible for the matters stated in section 134(5) of the Act with respect to the preparation and presentation of these consolidated financial statements that give a true and fair view of the consolidated financial position, consolidated financial performance including other comprehensive income, consolidated cash flows and consolidated changes in equity of the Group in accordance with the Ind AS and other accounting principles generally accepted in India. The respective Board of Directors of the companies included in the Group are responsible for maintenance of adequate accounting records in accordance with the provisions of the Act for safeguarding the assets of the Group and for preventing and detecting frauds and other irregularities; selection and application of appropriate accounting policies; making judgments and estimates that are reasonable and prudent; and design, implementation and maintenance of adequate internal financial controls, that were operating effectively for ensuring accuracy and completeness of the accounting records, relevant to the preparation and presentation of the financial statements that give a true and fair view and are free from material misstatement, whether due to fraud or error, which have been used for the purpose of preparation of the consolidated financial statements by the Directors of the Holding Company, as aforesaid.

In preparing the consolidated financial statements, the respective Board of Directors of the companies included in the Group are responsible for assessing the ability of the Group to continue as a going concern, disclosing, as applicable, matters related to going concern and using the going concern basis of accounting unless the management either intends to liquidate or to cease operations, or has no realistic alternative but to do so.

The respective Board of Directors of the companies included in the Group are also responsible for overseeing the Company's financial reporting process of the Group.

Auditor's responsibility for the audit of the consolidated financial statements

Our objectives are to obtain reasonable assurance about whether the consolidated financial statements as a whole are free from material misstatement, whether due to fraud or error, and to issue an auditor's report that includes our opinion. Reasonable assurance is a high level of assurance, but is not a guarantee that an audit conducted in accordance with SAs will always detect a material misstatement when it exists. Misstatements can arise from fraud or error and are considered material if, individually or in the aggregate, they could reasonably be expected to influence the economic decisions of users taken on the basis of these consolidated financial statements.

As part of an audit in accordance with SAs, we exercise professional judgment and maintain professional skepticism throughout the audit. We also:

- Identify and assess the risks of material misstatement of the consolidated financial statements, whether due to fraud or error, design and perform audit procedures responsive to those risks, and obtain audit evidence that is sufficient and appropriate to provide a basis for our opinion. The risk of not detecting a material misstatement resulting from fraud is higher than for one resulting from error, as fraud may involve collusion, forgery, intentional omissions, misrepresentations, or the override of internal control.



- Obtain an understanding of internal control relevant to the audit in order to design audit procedures that are appropriate in the circumstances. Under section 143(3)(i) of the Act, we are also responsible for expressing our opinion on whether the Holding Company has adequate internal financial controls system in place and the operating effectiveness of such controls.
- Evaluate the appropriateness of accounting policies used and the reasonableness of accounting estimates and related disclosures made by the management.
- Conclude on the appropriateness of management's use of the going concern basis of accounting and, based on the audit evidence obtained, whether a material uncertainty exists related to events or conditions that may cast significant doubt on the ability of the Group to continue as a going concern. If we conclude that a material uncertainty exists, we are required to draw attention in our auditor's report to the related disclosures in the consolidated financial statements or, if such disclosures are inadequate, to modify our opinion. Our conclusions are based on the audit evidence obtained up to the date of our auditor's report. However, future events or conditions may cause the Group to cease to continue as a going concern.
- Evaluate the overall presentation, structure and content of the consolidated financial statements, including the disclosures, and whether the consolidated financial statements represent the underlying transactions and events in a manner that achieves fair presentation.
- Obtain sufficient appropriate audit evidence regarding the financial information of the entities or business activities within the Group to express an opinion on the consolidated financial statements. We are responsible for the direction, supervision and performance of the audit of the financial statements of such entities or business activities included in the consolidated financial statements of which we are the independent auditors.

Materiality is the magnitude of misstatements in the consolidated financial statements that, individually or in aggregate, makes it probable that the economic decisions of a reasonably knowledgeable user of the consolidated financial statements may be influenced. We consider quantitative materiality and qualitative factors in (i) planning the scope of our audit work and in evaluating the results of our work; and (ii) to evaluate the effect of any identified misstatements in the consolidated financial statements.

We communicate with those charged with governance of the Holding Company and such other entities included in the consolidated financial statements of which we are the independent auditors regarding, among other matters, the planned scope and timing of the audit and significant audit findings, including any significant deficiencies in internal control that we identify during our audit.

We also provide those charged with governance with a statement that we have complied with relevant ethical requirements regarding independence, and to communicate with them all relationships and other matters that may reasonably be thought to bear on our independence, and where applicable, related safeguards.

From the matters communicated with those charged with governance, we determine those matters that were of most significance in the audit of the consolidated financial statements of the current period and are therefore the key audit matters. We describe these matters in our auditor's report unless law or regulation precludes public disclosures about the matter or when, in extremely rare circumstances, we determine that a matter should not be communicated in our report because the adverse consequences of doing so would reasonably be expected to outweigh the public interest benefits of such communication.



Report on Other Legal and Regulatory Requirements

1. As required by Section 143(3) of the Act, based on our audit, we report, to the extent applicable that:

a) We have sought and obtained all the information and explanations which to the best of our knowledge and belief were necessary for the purposes of our audit of the aforesaid consolidated financial statements.

b) In our opinion, proper books of account as required by law relating to preparation of the aforesaid consolidated financial statements have been kept so far as it appears from our examination of those books.

c) The Consolidated Balance Sheet, the Consolidated Statement of Profit and Loss including Other Comprehensive Income, the Consolidated Cash Flow Statement and Consolidated Statement of Changes in Equity dealt with by this Report are in agreement with the relevant books of account maintained for the purpose of preparation of consolidated financial statements.

d) In our opinion, the aforesaid consolidated financial statements comply with the Ind AS specified under Section 133 of the Act.

e) On the basis of the written representations received from the directors of the Holding Company and subsidiary company as on March 31, 2021 taken on record by the Board of Directors of the Holding Company and subsidiary company, none of the directors of the Group companies are disqualified as on 31st March, 2021 from being appointed as a director in terms of Section 164(2) of the Act.

f) With respect to the adequacy of the internal financial controls over financial reporting and the operating effectiveness of such controls, refer to our separate Report in "Annexure A" which is based on the auditors reports of the Holding company and subsidiary company incorporated in India. Our report expresses an unmodified opinion on the adequacy and operating effectiveness of the internal financial controls over financial reporting of those companies.

g) With respect to the other matters to be included in the Auditor's Report in accordance with the requirements of section 197(16) of the Act, as amended, In our opinion and to the best of our information and according to the explanations given to us, the remuneration paid by the Holding Company to its directors during the year is in accordance with the provisions of section 197 of the Act.



h) With respect to the other matters to be included in the Auditor's Report in accordance with Rule 11 of the Companies (Audit and Auditors) Rules, 2014, as amended in our opinion and to the best of our information and according to the explanations given to us:

- i. The Group does not have any pending litigations which would impact its consolidated financial position.
- ii. The Group does not have any material foreseeable losses on long-term contracts including derivative contracts.
- iii. There were no amounts which were required to be transferred, to the Investor Education and Protection Fund by the Holding Company. There is delay in transferring amount, required to be transferred, to the Investor Education and Protection Fund by the subsidiary company which amounts to ₹ 46,335.

For Mohandas & Associates

Chartered Accountants

ICAI Firm Reg No. 021168



Mohandas A

[Partner]

Membership No. 036726

UDIN: 21036726AAAAML3811

Place: Thrissur

Date: 13th August, 2021



Our Ref.

MOHANDAS & ASSOCIATES

CHARTERED ACCOUNTANTS

IIIrd Floor, "Sree Residency"

Press Club Road, Thrissur - 1.

☎ : 0487 - 2333124, 2321290

Email : ma.auditors@gmail.com

Annexure 'A' to the Independent Auditors' Report of **ICL Fincorp Limited** for the period ended 31st March, 2021

Report on the Internal Financial Controls over Financial Reporting under Clause (i) of Sub-section 3 of Section 143 of the Companies Act, 2013 ('the Act')

In conjunction with our audit of the consolidated Ind AS financial statements of the Company as of and for the year ended 31 March, 2021, we have audited the internal financial controls over financial reporting of **ICL Fincorp Limited** ('the Holding Company') and its subsidiary company, which includes internal financial controls over financial reporting of the Company's and its subsidiary which are companies incorporated in India, as of that date.

Management's Responsibility for Internal Financial Controls

The respective Board of Directors of the Holding company and its subsidiary company, which are companies incorporated in India, are responsible for establishing and maintaining internal financial controls based on the internal control over financial reporting criteria established by the respective Companies considering the essential components of internal control stated in the guidance note on Audit of Internal Financial Controls Over Financial Reporting issued by the Institute of Chartered Accountants of India ('ICAI'). These responsibilities include the design, implementation and maintenance of adequate internal financial controls that were operating effectively for ensuring the orderly and efficient conduct of its business, including adherence to the respective company's policies, the safeguarding of its assets, the prevention and detection of frauds and errors, the accuracy and completeness of the accounting records, and the timely preparation of reliable financial information, as required under the Companies Act, 2013.

Auditors' Responsibility

Our responsibility is to express an opinion on the internal financial controls over financial reporting of the Holding Company, its subsidiary company, which are incorporated in India, based on our audit. We conducted our audit in accordance with the guidance note on audit of internal financial controls over financial reporting (the 'Guidance Note') issued by the Institute of Chartered Accountants of India and the Standards on Auditing, prescribed under section 143 (10) of the Companies Act, 2013, to the extent applicable to an audit of internal financial controls. Those Standards and the Guidance Note require that we comply with ethical requirements and plan and perform the audit to obtain reasonable assurance about whether adequate internal financial controls over financial reporting was established and maintained and if such controls operated effectively in all material respects.

Our audit involves performing procedures to obtain audit evidence about the adequacy of the internal financial controls system over financial reporting and their operating effectiveness. Our audit of internal financial controls over financial reporting included obtaining an understanding of internal financial controls over financial reporting, assessing the risk that a material weakness exists, and testing and evaluating the design and operating effectiveness of internal control based on the assessed risk. The procedures selected depend on the auditor's judgment, including the assessment of the risks of material misstatement of the financial statements, whether due to fraud or error.



We believe that the audit evidence we have obtained is sufficient and appropriate to provide a basis for our audit opinion on the internal financial controls system over financial reporting of the Holding Company and its subsidiary company, which is company incorporated in India.

Meaning of Internal Financial Controls over Financial Reporting

A company's internal financial control over financial reporting is a process designed to provide reasonable assurance regarding the reliability of financial reporting and the preparation of financial statements for external purposes in accordance with generally accepted accounting principles. A company's internal financial control over financial reporting includes those policies and procedures that (i) pertain to the maintenance of records that, in reasonable detail, accurately and fairly reflect the transactions and dispositions of the assets of the company; (ii) provide reasonable assurance that transactions are recorded as necessary to permit preparation of financial statements in accordance with generally accepted accounting principles, and that receipts and expenditures of the company are being made only in accordance with authorizations of management and directors of the company; and (iii) provide reasonable assurance regarding prevention or timely detection of unauthorized acquisition, use, or disposition of the company's assets that could have a material effect on the financial statements.

Inherent Limitations of Internal Financial Controls over Financial Reporting

Because of the inherent limitations of internal financial controls over financial reporting, including the possibility of collusion or improper management override of controls, material misstatements due to error or fraud may occur and not be detected. Also, projections of any evaluation of the internal financial controls over financial reporting to future periods are subject to the risk that the internal financial control over financial reporting may become inadequate because of changes in conditions, or that the degree of compliance with the policies or procedures may deteriorate.

Opinion


In our opinion to the best of our information and according to the explanations given to us, the Holding Company and its subsidiary company, which is company incorporated in India, have, in all material respects, an adequate internal financial control system over financial reporting and such internal financial controls over financial reporting were operating effectively as at 31st March, 2021, based on the criteria for internal financial control over financial reporting established by the respective Companies considering the essential components of internal control stated in the guidance note on Audit of Internal Financial Controls Over Financial Reporting issued by the ICAI.

Place: Thrissur
Date: 13th August, 2021

For Mohandas & Associates
Chartered Accountants
ICAI Firm Reg No: 02116S

Mohandas A
[Partner]
Membership No.036726

UDIN: 21036726A0A0A0ML3811



ICL Fincorp Limited
Consolidated Balance Sheet as at 31-March-2021
(All amounts are in Indian Rupees unless otherwise stated)

Assets	Notes	31-Mar-21	31-Mar-20
Financial Assets			
Cash and Cash Equivalents	8	11,03,53,654	15,20,86,847
Bank Balances other than above	9	1,01,74,939	37,03,949
Loans	10	3,01,64,26,809	2,49,44,26,898
Investments	11	2,82,64,151	87,17,703
Other Financial Asset	12	19,16,09,682	15,73,55,469
		3,35,68,29,234	2,81,62,90,866
Non-Financial Assets			
Current tax assets	13	3,31,23,975	1,59,77,816
Deferred tax assets (net)	33	2,95,66,917	2,83,48,546
Property, Plant and Equipment	14(A)	12,26,45,629	10,67,15,951
Capital work in progress		71,49,140	68,36,786
Right-of-Use Asset	14(B)	3,90,19,358	4,87,42,252
Goodwill		4,47,86,258	4,77,96,409
Other Intangible Assets	15	26,88,471	23,84,565
Other Non-Financial Asset	16	11,10,40,100	10,90,12,959
		39,00,19,849	36,58,15,283
TOTAL ₹		3,74,68,49,083	3,18,21,06,149
Liabilities and Equity			
Financial Liabilities			
Trade payables	17		
(A) total outstanding dues of micro enterprises and small enterprises; and		11,24,570	5,22,475
(B) total outstanding dues of creditors other than micro enterprises and small enterprises.		77,53,821	52,96,329
Debt Securities	18	2,17,27,67,000	1,69,71,95,000
Borrowings (Other than Debt Securities)	19	1,10,53,473	1,46,42,756
Subordinate Liabilities	20	37,99,02,000	40,86,60,000
Lease Liability	14(B)	3,65,06,388	4,41,64,585
Other financial liabilities	21	30,40,88,785	21,97,06,867
		2,91,31,96,036	2,39,01,88,011
Non-Financial Liabilities			
Provisions	22	3,63,24,775	2,22,83,025
Other non-financial liabilities	23	1,08,67,946	99,20,714
		4,71,92,721	3,22,03,739
Equity			
Equity Share capital	24	44,33,49,520	44,33,49,520
Other Equity	25	28,23,88,092	25,90,58,319
Equity attributable to equity holders of parent		72,57,37,612	70,24,07,839
Non-controlling Interest		6,07,22,714	5,73,06,561
Total equity		78,64,60,326	75,97,14,400
TOTAL ₹		3,74,68,49,083	3,18,21,06,149

Summary of significant accounting policies 6
The accompanying notes are an integral part of the financial statements.

As per our report of even date

For Mohandas & Associates

Chartered Accountants & Associates

ICAI Firm Reg No. 182116S

Mohandas A
[Partner]
Membership no: 030780

Place: Thrissur
Date: 13th August, 2021

For and on behalf of the board of directors of
ICL Fincorp Limited

K G Anilkumar
[Managing Director]
(DIN: 00166739)

Natarajan R
[Chief Financial Officer]
Place: Irinjalakuda
Date: 13th August, 2021

Umadevi Anilkumar
[Whole Time Director]
(DIN: 06434467)

ICL Fincorp Limited
Consolidated Statement of profit and loss for the year ended 31-March-2021
(All amounts are in Indian Rupees unless otherwise stated)

	Notes	31-Mar-21	31-Mar-20
(I) Income			
Revenue from operations	26		
I) Interest Income		74,13,33,339	57,76,79,771
II) Revenue from other Financial Services		46,43,978	6,84,108
Other income	27	1,75,14,413	14,75,338
Total Revenue (I)		76,34,91,730	57,98,39,217
(II) Expenses			
Finance costs	28	32,10,63,149	25,67,97,698
Impairment of Financial Instruments	29	47,14,738	(42,36,958)
Employee benefits expense	30	17,99,67,824	15,27,04,965
Depreciation and amortization expense	31	5,35,53,280	5,56,68,641
Other expenses	32	16,19,89,914	11,11,39,435
Total Expenses (II)		72,12,88,905	57,20,73,781
(III) Profit/(loss) before tax (I) - (II)		4,22,02,825	77,65,436
(IV) Tax expenses	33		
Current tax		1,50,14,536	53,64,448
(Excess)/Short provision of Previous Years		(28,536)	(2,47,410)
Deferred tax(Income)/Expense		(7,36,974)	(18,83,106)
Total tax expense (IV)		1,42,49,026	32,33,932
(V) Profit/(loss) for the year (III) - (IV)		2,79,53,799	45,31,505
(VI) Other comprehensive income			
Items that will not be re classified to profit or loss - Remeasurements of the defined benefit asset		(17,69,620)	6,85,085
Income tax relating to items that will not be reclassified to profit or loss		6,23,500	(1,66,030)
Total other comprehensive income (VI)		(11,46,120)	5,19,055
Total comprehensive income for the year (V) + (VI) <i>(Comprising profit and other comprehensive income for the year)</i>		2,68,07,679	50,50,560
Profit for the year attributable to			
Equity holders of the parent		2,46,56,296	48,19,200
Non-Controlling Interest		32,97,503	(2,87,695)
Other comprehensive income for the year, net of tax			
Equity holders of the parent		(11,46,120)	5,19,055
Non-Controlling Interest		-	-
Total comprehensive income for the year, net of tax			
Equity holders of the parent		2,35,10,176	53,38,255
Non-Controlling Interest		32,97,503	(2,87,695)
Earnings per equity share	34		
<i>(nominal value of share: ₹10)</i>			
(Basic)		0.63	0.12
(Diluted)		0.63	0.12
Summary of significant accounting policies	6		
The accompanying notes are an integral part of the financial statements.			

As per our report of even date
For Mohandas & Associates
Chartered Accountants
ICAI Firm Reg No.: 0211145

Mohandas A
[Partner]
Membership no.: 065216



Place: Thrissur
Date: 13th August, 2021

For and on behalf of the board of directors of
ICL Fincorp Limited

K G Anilkumar
[Managing Director]
(DIN: 00766739)

Natarajan R
[Chief Financial Officer]
Place: Irinjalakuda
Date: 13th August, 2021

Uma Devi Anilkumar
[Whole Time Director]
(DIN: 06434467)

ICL Fincorp Limited

Consolidated Statement of changes in equity for the year ended 31-March-2021

(All amounts are in Indian Rupees unless otherwise stated)

A Equity Share capital

Balance at the beginning of the reporting period At 1-Apr-2019

Changes in equity share capital during the year

Balance at the end of the reporting period As at 31-Mar-2020

Changes in equity share capital during the year

Balance at the end of the reporting period As at 31-Mar-2021

Number	Amount
35932924	35,93,29,240
8402028	8,40,20,280
4,43,34,952	44,33,49,520
4,43,34,952	44,33,49,520

B Other Equity

	Reserves and Surplus				Other comprehensive income	Total
	Statutory Reserves	Impairment Reserves	Securities Premium	Retained Earnings		
Balance as at 01-Apr-2019	36,41,973	37,17,649	15,93,56,595	23,16,551	82,652	16,91,15,420
Dividends	-	-	-	-	-	-
Transfer to/from retained earnings	14,00,000	8,57,099	-	(22,57,099)	-	-
Other Additions/ Deductions during the year	-	-	-	-	-	-
Other Comprehensive Income (Net of Taxes)	-	-	-	-	5,19,055	5,19,055
Securities premium received during the year	-	-	8,40,20,280	-	-	8,40,20,280
Profit for the year (net of taxes)	-	-	-	45,31,505	-	45,31,505
Others	-	-	-	8,72,059	-	8,72,059
Balance as at 31-Mar-2020	50,41,973	45,74,748	24,33,76,875	54,63,015	6,01,707	25,90,58,319

For ICL Fincorp Limited

Managing Director

For ICL Fincorp Limited

Whole Time Director

For ICL Fincorp Ltd.

Chief Financial Officer



B Other Equity (Contd.)

	Reserves and Surplus			Other Comprehensive Income	Total
	Statutory Reserves	Impairment Reserves	Securities Premium Reserves	Retained Earnings	
Balance as at 31-Mar-2020	50,41,973	45,74,748	24,33,76,875	54,63,015	25,90,58,319
Dividends	-	-	-	-	-
Transfer to/from retained earnings	70,00,000	5,45,458	-	(77,25,861)	(1,80,403)
Other Additions/ Deductions during the year					
Other Comprehensive Income (Net of Taxes)	-	-	-	(11,46,120)	(11,46,120)
Securities premium received during the year	-	-	-	-	-
Profit for the period (net of taxes)	-	-	-	2,46,56,296	2,46,56,296
Balance as at 31-Mar-2021	1,20,41,973	51,20,206	24,33,76,875	2,23,93,450	28,23,88,092

As per our report of even date

For Mohandas & Associates

Chartered Accountants

ICAI Reg No: 1165

THRISSUR-1


Mohandas A


[Partner]


Membership no.: 336745

For and on behalf of the board of directors of

ICL Fincorp Limited


Umadevi Anilkumar
[Whole Time Director]
(DIN: 06434467)


K G Anilkumar
[Managing Director]
(DIN:00766739)


Natarajan R
[Chief Financial Officer]

Place: Thrissur

Date: 13th August, 2021

Place: Irinjalakuda

Date: 13th August, 2021

ICL Fincorp Limited

Consolidated Cash flow statement for the year ended 31-Mar-2021

(All amounts are in Indian Rupees unless otherwise stated)

Particulars	31-Mar-21	31-Mar-20
Net Profit before tax	4,22,02,825	77,65,436
Adjustments for:		
Depreciation and amortization expense	5,35,53,280	5,56,68,641
Impairment on financial instruments	54,58,108	(44,41,143)
Provision for Gratuity	25,75,892	25,02,208
Net (Gain)/Loss on current investment due to market fluctuation	(86,46,550)	51,75,733
Finance cost	10,39,684	4,83,430
Interest on Fixed deposit	(32,74,640)	(11,26,618)
Dividend on Investments	(5,98,635)	(1,43,001)
Lease payments	2,96,80,507	3,03,26,034
Net (Gain)/Loss on sale of investments	(14,01,341)	(4,93,677)
Operating profit before working capital changes	12,05,89,130	9,57,17,044
Changes in working capital:		
Decrease / (increase) in non-financial asset	(15,47,748)	(2,55,80,464)
Decrease / (increase) in loans	(52,52,12,544)	(38,45,83,643)
Decrease / (increase) in investments	(1,36,23,026)	(22,12,52,935)
Decrease / (increase) in current tax assets	(1,71,46,160)	(1,57,19,314)
Decrease / (increase) in other financial asset	(3,47,33,605)	5,10,48,236
Increase / (decrease) in trade payables	33,19,998	8,16,262
Increase / (decrease) in other financial liabilities	8,19,06,030	3,83,44,930
Increase / (decrease) in Lease Liability (Net)	(76,58,198)	1,14,84,964
Increase / (decrease) in other non-financial liabilities	9,17,233	61,27,058
Increase / (decrease) in other bank balance	-	20,25,00,000
Cash generated from / (used in) operations	(39,31,88,889)	(24,10,97,861)
Net Income Taxes Paid	53,28,061	(47,64,823)
Net cash flow from/ (used in) operating activities (A)	(39,85,16,950)	(23,63,33,038)
Cash flows from investing activities		
Net Gain/(Loss) on sale of Investments	14,01,341	4,93,677
Net (Gain)/Loss on current investment due to market fluctuation	58,51,928	(33,02,112)
Purchase of property, plant and equipments including CWIP	(4,55,41,455)	(4,69,63,426)
Dividend on Investments	5,98,635	1,43,001
Purchase of intangible assets	(2,52,521)	(20,23,376)
Sale of property, plant and equipments	4,00,791	-
Bank balance not considered as cash and cash equivalents	(64,70,990)	1,69,50,868
Net cash flow from/ (used in) investing activities (B)	(4,40,12,271)	(3,47,01,367)
Cash flows from financing activities		
Proceed from Debt Security (Net)	47,55,72,000	29,21,10,000
Proceed from Borrowings (Net)	(35,89,283)	(25,13,27,492)
Proceed from Subordinate Liabilities (Net)	(2,87,58,000)	18,97,60,000
Finance cost	(10,39,684)	(4,83,430)
Interest on Fixed deposit	32,74,640	11,26,618
Proceeds from issue of equity share capital	-	8,40,20,280
Proceeds from securities premium	-	8,40,20,280
Lease payments	(2,96,80,507)	(3,03,26,034)
Right to Use Asset (Net)	(1,49,83,140)	(4,14,82,492)
Dividend Paid	-	(41,622)
Net cash flow from/ (used in) financing activities (C)	40,07,96,027	32,73,76,109
Net increase/(decrease) in cash and cash equivalents (A + B + C)	(4,17,33,194)	5,63,41,704
Cash and cash equivalents at the beginning of the year	15,20,86,847	9,57,91,478
Cash and cash equivalents at the end of the year	11,03,53,654	15,21,33,182
Components of cash and cash equivalents		
Cash on hand	3,28,30,745	4,35,86,748
With banks	7,75,22,909	10,85,00,099
Total cash and cash equivalents (Note 7)	11,03,53,654	15,20,86,847
Summary of significant accounting policies		

As per our report of even date

For Mohandas & Associates
Chartered Accountants
ICAI Firm Reg No: 21165
THRISSUR-1
Mohandas A
[Partner]
Membership no.: 03672 Place: Irinjalakuda

Place: Thrissur
Date: 13th August, 2021

For and on behalf of the board of directors of
ICL Fincorp Limited

K G Anilkumar
[Managing Director]
(DIN: 0066739)

Umadevi Anilkumar
[Whole Time Director]
(DIN: 06434467)

Natarajan R
[Chief Financial Officer]
Place: Irinjalakuda
Date: 13th August, 2021

ICL Fincorp Limited

Notes to the consolidated financial statements for the year ended 31-March-2021

(All amounts are in Indian Rupees unless otherwise stated)

1 CORPORATE INFORMATION

ICL Fincorp Limited ('the Company' or 'the Holding Company') was incorporated as Jawahar Finance Limited on 9th December, 1991 at Chennai. The Company was later renamed to Irinjalakuda Credits & Leasing Company Limited on 26th April, 2004, which was further renamed to ICL Fincorp Limited on 8th May, 2016. The company is a non-deposit accepting Non Banking Financial Company (NBFC) which provides a wide range of fund-based services including Gold loans, Business loans, Hypothecation loans, Property loans etc. The company currently operates through 164 branches spread across country.

The Company has one subsidiary, Salem Erod Investments Limited which is incorporated in India. The date of acquisition was on 17th February, 2020. The Company along with the subsidiary is collectively referred to as "Group"

Salem Erod Investments Limited was incorporated as a non-banking financial company (NBFC) registered with the Reserve Bank of India under the category of Loan Company.

2 BASIS OF PREPARATION

The consolidated financial statements of the Group have been prepared in accordance with Indian Accounting Standards (Ind AS) notified under the Companies (Indian Accounting Standards) Rules, 2015 (as amended from time to time). The consolidated financial statements have been prepared under the historical cost convention, as modified by the application of fair value measurements required or allowed by relevant Accounting Standards. Accounting policies have been consistently applied to all periods presented, unless otherwise stated

The Group has adopted Indian Accounting Standards ("Ind AS") with effect from 1 April, 2019 and the effective date of transition being 1 April, 2018. Accordingly, the above financial statements have been prepared in accordance with the Indian Accounting Standards prescribed under Section 133 of the Companies Act, 2013 read with relevant rules issued thereunder and other accounting principles generally accepted in India mainly considering the Master Directions issued by the Reserve Bank of India ('RBI') as applicable to a non deposit accepting NBFC. The financial statements for the year ended 31 March, 2019 and the opening Balance Sheet as at 1 April, 2018 have been restated in accordance with Ind AS for comparative information.

The preparation of Consolidated financial statements requires the use of certain critical accounting estimates and assumptions that affect the reported amounts of assets, liabilities, revenues and expenses and the disclosed amount of contingent liabilities. Areas involving a higher degree of judgement or complexity, or areas where assumptions are significant to the Group are discussed in Note 7 - Significant accounting judgements, estimates and assumptions.

The Consolidated financial statements are presented in Indian Rupees (INR) except when otherwise indicated.

3 PRESENTATION OF FINANCIAL STATEMENT

The Consolidated financial statements of the Group are presented as per Schedule III (Division III) of the Companies Act, 2013 applicable to NBFCs, as notified by the Ministry of Corporate Affairs (MCA). Financial assets and financial liabilities are generally reported on a gross basis except when, there is an unconditional legally enforceable right to offset the recognised amounts without being contingent on a future event and the parties intend to settle on a net basis in the following circumstances:

- (i) The normal course of business
- (ii) The event of default
- (iii) The event of insolvency or bankruptcy of the Company and/or its counterparties.

4 STATEMENT OF COMPLIANCE

These Consolidated financial statements of the Group have been prepared in accordance with Indian Accounting Standards as per the Companies (Indian Accounting Standards) Rules, 2015 as amended and notified under Section 133 of the Companies Act, 2013 and the other relevant provisions of the Act.

For ICL FINCORP LIMITED

Managing

For ICL FINCORP LIMITED

Whole Time Director

For ICL FINCORP LTD.

Chief Financial Officer



ICL Fincorp Limited

Notes to the consolidated financial statements for the year ended 31-March-2021

(All amounts are in Indian Rupees unless otherwise stated)

5 BASIS OF CONSOLIDATION

The consolidated financial statements comprise the financial statements of the Company and its subsidiary as at 31 March, 2021. The Company consolidates a subsidiary when it controls it. Control is achieved when the Group is exposed, or has rights, to variable returns from its involvement with the investee and has the ability to affect those returns through its power over the investee.

Generally, there is a presumption that a majority of voting rights result in control. To support this presumption and when the Group has less than a majority of the voting or similar rights of an investee, the Group considers all relevant facts and circumstances in assessing whether it has power over an investee, including:

The contractual arrangement with the other vote holders of the investee

- Rights arising from other contractual arrangements
- The Group's voting rights and potential voting rights

The size of the Group's holding of voting rights relative to the size and dispersion of the holdings of the other voting rights holders

The Group re-assesses whether or not it controls an investee if facts and circumstances indicate that there are changes to one or more of the three elements of control. Consolidation of a subsidiary begins when the Group obtains control over the subsidiary and ceases when the Group loses control of the subsidiary. Assets, liabilities, income and expenses of a subsidiary acquired or disposed of during the year are included in the consolidated financial statements from the date the Group gains control until the date the Group ceases to control the subsidiary.

Consolidated financial statements are prepared using uniform accounting policies for like transactions and other events in similar circumstances. If a member of the Group uses accounting policies other than those adopted in the consolidated financial statements for like transactions and events in similar circumstances, appropriate adjustments are made to that Group member's financial statements in preparing the consolidated financial statements to ensure conformity with the Group's accounting policies.

The financial statements of all entities used for the purpose of consolidation are drawn up to same reporting date as that of the parent company, i.e., year ended on 31 March.

Consolidation procedure:

- a) Combine like items of assets, liabilities, equity, income, expenses and cash flows of the parent with those of its subsidiary. For this purpose, income and expenses of the subsidiary are based on the amounts of the assets and liabilities recognised in the consolidated financial statements at the acquisition date.
- b) Offset (eliminate) the carrying amount of the parent's investment in subsidiary and the parent's portion of equity of subsidiary. Business combinations policy explains how to account for any related goodwill.
- c) Eliminate in full intragroup assets and liabilities, equity, income, expenses and cash flows relating to transactions between entities of the Group (profits or losses resulting from intragroup transactions that are recognised in assets, such as inventory and fixed assets, are eliminated in full). Intragroup losses may indicate an impairment that requires recognition in the consolidated financial statements. Ind AS 12 Income Taxes applies to temporary differences that arise from the elimination of profits and losses resulting from intragroup transactions.

Profit or loss and each component of OCI are attributed to the equity holders of the parent of the Group and to the non-controlling interests, even if this results in the non-controlling interests having a deficit balance.

When necessary, adjustments are made to the financial statements of subsidiary to bring their accounting policies in line with the Group's accounting policies. All intra-group assets, liabilities, equity, income, expenses and cash flows relating to transactions between members of the Group are eliminated in full on consolidation.

For ICL FINCORP LIMITED

Managing Director

For ICL FINCORP LIMITED

Whole Time Director

For ICL FINCORP LTD.

Chief Financial Officer



ICL Fincorp Limited

Notes to the consolidated financial statements for the year ended 31-March-2021

(All amounts are in Indian Rupees unless otherwise stated)

6 SIGNIFICANT ACCOUNTING POLICIES (ALSO REFER NOTE 2 ABOVE)

Significant Accounting Policies adopted in the Preparation and Presentation of Financial Statements are as under:-

A. FINANCIAL INSTRUMENTS

(I) Classification of financial instruments

The Group classifies its financial assets into the following measurement categories:

- i) Financial assets to be measured at amortised cost.
- ii) Financial assets to be measured at fair value through other comprehensive income.
- iii) Financial assets to be measured at fair value through profit or loss account.

The classification depends on the contractual terms of the financial assets' cash flows and the Group's business model for managing financial assets. The Group determines its business model at the level that best reflects how it manages groups of financial assets to achieve its business objective. The business model is assessed on the basis of aggregated portfolios based on observable factors. These factors include:

- Reports reviewed by the entity's key management personnel on the performance of the financial assets.
- The risks impacting the performance of the business model (and the financial assets held within that business model) and its management thereof.
- The compensation of the managing teams (for example, whether the compensation is based on the fair value of the assets managed or on the contractual cash flows collected)
- The expected frequency, value and timing of trades. The business model assessment is based on reasonably expected scenarios without taking 'worst case' or 'stress case' scenarios into account.

The Group also assesses the contractual terms of financial assets on the basis of its contractual cash flow characteristics that are solely for the payments of principal and interest on the principal amount outstanding. 'Principal' is defined as the fair value of the financial asset at initial recognition and may change over the life of the financial asset (for example, if there are repayments of principal or amortisation of the premium/discount).

In making this assessment, the Group considers whether the contractual cash flows are consistent with a basic lending arrangement i.e. interest includes only consideration for the time value of money, credit risk, other basic lending risks and a profit margin that is consistent with a basic lending arrangement. Where the contractual terms introduce exposure to risk or volatility that are inconsistent with a basic lending arrangement, the related financial asset is classified and measured at fair value through profit or loss.

The Group classifies its financial liabilities at amortised costs unless it has designated liabilities at fair value through the profit and loss account or is required to measure liabilities at fair value through profit or loss such as derivative liabilities.

(II) Financial assets measured at amortised cost

These Financial assets comprise bank balances, Loans, Investments and other financial assets.

Financial Assets with contractual terms that give rise to cash flows on specified dates, and represent solely payments of principal and interest on the principal amount outstanding; and are held within a business model whose objective is achieved by holding to collect contractual cash flows are measured at amortised cost.

These financial assets are initially recognised at fair value plus directly attributable transaction costs and subsequently measured at amortised cost. Transaction costs are incremental costs that are directly attributable to the acquisition, issue or disposal of a financial asset or a financial liability.

(III) Financial assets measured at fair value through other comprehensive income

Debt Instruments

Investments in debt instruments are measured at fair value through other comprehensive income where they have:

- a) contractual terms that give rise to cash flows on specified dates, that represent solely payments of principal and interest on the principal amount outstanding; and
- b) are held within a business model whose objective is achieved by both collecting contractual cash flows and selling financial assets.

For ICL Fincorp Limited

Managing

For ICL Fincorp Limited

Whole Time Director

For ICL Fincorp Ltd.

Chief Financial Officer



ICL Fincorp Limited

Notes to the consolidated financial statements for the year ended 31-March-2021

(All amounts are in Indian Rupees unless otherwise stated)

These debt instruments are initially recognised at fair value plus directly attributable transaction costs and subsequently measured at fair value. Gains and losses arising from changes in fair value are included in other comprehensive income (a separate component of equity). Impairment losses or reversals, interest revenue and foreign exchange gains and losses are recognised in profit and loss. Upon disposal, the cumulative gain or loss previously recognised in other comprehensive income is reclassified from equity to the statement of profit and loss. As at the reporting date the Group does not have any financial instruments measured at fair value through other comprehensive income.

Equity Instruments

Investments in equity instruments are generally accounted for as at fair value through the profit and loss account unless an irrevocable election has been made by management to account for at fair value through other comprehensive income. Such classification is determined on an instrument by instrument basis. Contingent consideration recognised by the Group in a business combination to which Ind AS 103 'Business Combination' applies are measured at fair value through profit and loss account, where amounts presented in other comprehensive income for equity instruments are not subsequently transferred to profit or loss. Dividends on such instruments are recognised in profit or loss. As at the reporting date the Group does not have any equity instruments measured at fair value through other comprehensive income.

(IV) Items at fair value through profit or loss

Items at fair value through profit or loss comprise:

- Investments (including equity shares) held for trading;
 - Items specifically designated as fair value through profit or loss on initial recognition; and
 - Debt instruments with contractual terms that do not represent solely payments of principal and interest.
- Financial instruments held at fair value through profit or loss are initially recognised at fair value, with transaction costs recognised in the statement of profit and loss as incurred. Subsequently, they are measured at fair value and any gains or losses are recognised in the statement of profit and loss as they arise.

Financial Instruments held for trading

A financial instrument is classified as held for trading if it is acquired or incurred principally for selling or repurchasing in the near term, or forms part of a portfolio of financial instruments that are managed together and for which there is evidence of short-term profit taking, or it is a derivative not designated in a qualifying hedge relationship.

Trading derivatives and trading securities are classified as held for trading and recognised at fair value.

(V) Debt securities and other borrowed funds

After initial measurement, debt issued and other borrowed funds are subsequently measured at amortised cost. Amortised cost is calculated by taking into account any discount or premium on issue funds, and transaction costs that are an integral part of the Effective Interest Rate (EIR).

(VI) Recognition and derecognition of financial assets and liabilities

A financial asset or financial liability is recognised in the balance sheet when the Group becomes a party to the contractual provisions of the instrument, which is generally on trade date. Loans and receivables are recognised when cash is advanced (or settled) to the borrowers. Financial assets at fair value through profit or loss are recognised initially at fair value. All other financial assets are recognised initially at fair value plus directly attributable transaction costs.

The Group derecognises a financial asset when the contractual cash flows from the asset expire or it transfers its rights to receive contractual cash flows on the financial asset in a transaction in which substantially all the risks and rewards of ownership are transferred. Any interest in transferred financial assets that is created or retained by the Group is recognised as a separate asset or liability. A financial liability is derecognised from the balance sheet when the Group has discharged its obligation or the contract is cancelled or expires.

For ICL FINCORP LTD.

Managing Director

For ICL FINCORP LIMITED

Whole Time Director

For ICL FINCORP LTD.

Chief Financial Officer



ICL Fincorp Limited

Notes to the consolidated financial statements for the year ended 31-March-2021

(All amounts are in Indian Rupees unless otherwise stated)

(VII) Impairment of financial assets

The Group recognises Impairment allowance for expected credit loss on financial assets held at amortised cost. In addition to that the Group has provided for Non-Performing Assets (NPA) as per Prudential Norms of RBI.

The Group recognises loss allowances (provisions) for expected credit losses on its financial assets (including non-fund exposures) that are measured at amortised costs or at fair value through other comprehensive income account. The Group applies a three-stage approach to measuring expected credit losses (ECLs) for the following categories of financial assets that are not measured at fair value through profit or loss:

- debt instruments measured at amortised cost and fair value through other comprehensive income;
- loan commitments.

No ECL is recognised on equity investments.

Financial assets migrate through the following three stages based on the change in credit risk since initial recognition:

Stage 1: ECL

For exposures where there has not been a significant increase in credit risk since initial recognition and that are not credit impaired upon origination, ECL associated with the probability of default events is recognised.

Stage 2: Lifetime ECL – not credit impaired

For exposures where there has been a significant increase in credit risk since initial recognition but are not credit impaired, a lifetime ECL (i.e. reflecting the remaining lifetime of the financial asset) is recognised.

Stage 3: Lifetime ECL – credit impaired

Exposures are assessed as credit impaired when one or more events that have a detrimental impact on the estimated future cash flows of that asset have occurred. For exposures that have become credit impaired, a lifetime ECL is recognised

(VIII) Write-offs

The Group reduces the gross carrying amount of a financial asset when the Group has no reasonable expectations of recovering a financial asset in its entirety or a portion thereof. This is generally the case when the Group determines that the borrower does not have assets or sources of income that could generate sufficient cash flows to repay the amounts subjected to write-offs. Any subsequent recoveries against such loans are credited to the statement of profit and loss.

(IX) Determination of fair value

Fair value is the price that would be received to sell an asset or paid to transfer a liability in an orderly transaction between market participants at the measurement date, regardless of whether that price is directly observable or estimated using another valuation technique. In estimating the fair value of an asset or a liability, the Group takes into account the characteristics of the asset or liability if market participants would take those characteristics into account when pricing the asset or liability at the measurement date. The Financial assets and liabilities are presented in ascending order of their liquidity. Fair value for measurement and/or disclosure purposes in these financial statements is determined on such a basis, except for share-based payment transactions that are within the scope of Ind AS 102, leasing transactions that are within the scope of Ind AS 116, and measurements that have some similarities to fair value but are not fair value, such as value in use in Ind AS 36.

B. REVENUE FROM OPERATIONS

(I) Interest Income

Interest income is recognised by applying the Effective Interest Rate (EIR) to the gross carrying amount of financial assets other than credit-impaired assets

The EIR in case of a financial asset is computed

- a) As the rate that exactly discounts estimated future cash receipts through the expected life of the financial asset to the gross carrying amount of a financial asset.
- b) By considering all the contractual terms of the financial instrument in estimating the cash flows
- c) Including all fees received between parties to the contract that are an integral part of the effective interest rate, transaction costs, and all other premiums or discounts.

Any subsequent change in the estimation of the future cash flows is recognised in interest income with the corresponding adjustment to the carrying amount of the assets.

For ICL FINCORP LIMITED

Managing

For ICL FINCORP LIMITED

Whole Time Director

For ICL FINCORP LTD.

Chief Financial Officer



ICL Fincorp Limited

Notes to the consolidated financial statements for the year ended 31-March-2021

(All amounts are in Indian Rupees unless otherwise stated)

(II) Dividend Income

Dividend income is recognised

- a) when the right to receive the payment is established,
- b) it is probable that the economic benefits associated with the dividend will flow to the entity and
- c) the amount of the dividend can be measured reliably.

(III) Fees & Commission Income

Fees and commissions are recognised when the Company satisfies the performance obligation, at fair value of the consideration received or receivable based on a five-step model as set out below, unless included in the effective interest calculation:

Step 1: Identify contract(s) with a customer: A contract is defined as an agreement between two or more parties that creates enforceable rights and obligations and sets out the criteria for every contract that must be met.

Step 2: Identify performance obligations in the contract: A performance obligation is a promise in a contract with a customer to transfer a good or service to the customer.

Step 3: Determine the transaction price: The transaction price is the amount of consideration to which the Company expects to be entitled in exchange for transferring promised goods or services to a customer, excluding amounts collected on behalf of third parties.

Step 4: Allocate the transaction price to the performance obligations in the contract: For a contract that has more than one performance obligation, the Company allocates the transaction price to each performance obligation in an amount that depicts the amount of consideration to which the Company expects to be entitled in exchange for satisfying each performance obligation.

Step 5: Recognise revenue when (or as) the Company satisfies a performance obligation.

Processing fee which is not form part of effective interest rate has been recognised as and when it is accrue.

(III) Net gain on Fair value changes

Any differences between the fair values of financial assets classified as fair value through the profit or loss, held by the Group on the balance sheet date is recognised as an unrealised gain / loss. In cases there is a net gain in the aggregate, the same is recognised as Revenue and if there is a net loss the same is disclosed under as Expense in the statement of Profit and Loss.

However, net gain / loss on derecognition of financial instruments classified as amortised cost is presented separately under the respective head in the Statement of Profit and Loss.

C. EXPENSES

(I) Finance costs

Finance costs represents Interest expense recognised by applying the Effective Interest Rate (EIR) to the gross carrying amount of financial liabilities.

The EIR in case of a financial liability is computed

- a) As the rate that exactly discounts estimated future cash payments through the expected life of the financial liability to the gross carrying amount of the amortised cost of a financial liability.
- b) By considering all the contractual terms of the financial instrument in estimating the cash flows
- c) Including all fees received between parties to the contract that are an integral part of the effective interest rate, transaction costs, and all other premiums or discounts.

Any subsequent changes in the estimation of the future cash flows is recognised in interest income with the corresponding adjustment to the carrying amount of the assets.

(II) Employee benefits

Short term employee benefit

All employee benefits payable wholly within twelve months of rendering the service are classified as short-term employee benefits. These benefits include short term compensated absences such as paid annual leave. The undiscounted amount of short-term employee benefits expected to be paid in exchange for the services rendered by employees is recognised as an expense during the period. Benefits such as salaries and wages, etc. and the expected cost of the bonus/ex-gratia are recognised in the period in which the employee renders the related service.

For ICL FINCORP LTD.

Managing Director

For ICL FINCORP LIMITED

Whole Time Director

For ICL FINCORP LTD.

Chief Financial Officer



ICL Fincorp Limited

Notes to the consolidated financial statements for the year ended 31-March-2021

(All amounts are in Indian Rupees unless otherwise stated)

Post-employment employee benefits

a) Defined contribution schemes

All the employees of the Group are entitled to receive benefits under the Provident Fund and Employees State Insurance scheme, defined contribution plans in which both the employee and the Group contribute monthly at a stipulated rate. The Group has no liability for future benefits other than its annual contribution and recognises such contributions as an expense in the period in which employee renders the related service. If the contribution payable to the scheme for service received before the Balance Sheet date exceeds the contribution already paid, the deficit payable to the scheme is recognised as a liability after deducting the contribution already paid. If the contribution already paid exceeds the contribution due for services received before the Balance Sheet date, then excess is recognised as an asset to the extent that the pre-payment will lead to a reduction in future payment or a cash refund.

b) Defined Benefit schemes

The Group provides for the gratuity, a defined benefit retirement plan covering all employees. The plan provides for lump sum payments to employees upon death while in employment or on separation from employment after serving for the stipulated years mentioned under 'The Payment of Gratuity Act, 1972'. The present value of the obligation under such defined benefit plan is determined based on actuarial valuation, carried out by an independent actuary at each Balance Sheet date, using the Projected Unit Credit Method, which recognizes each period of service as giving rise to an additional unit of employee benefit entitlement and measures each unit separately to build up the final obligation.

The obligation is measured at the present value of the estimated future cash flows. The discount rates used for determining the present value of the obligation under defined benefit plan are based on the market yields on Government Securities as at the Balance Sheet date.

An actuarial valuation involves making various assumptions that may differ from actual developments in the future. These include the determination of the discount rate, attrition rate, future salary increases and mortality rates. Due to the complexities involved in the valuation and its long-term nature, these liabilities are highly sensitive to changes in these assumptions. All assumptions are reviewed annually.

Re-measurement, comprising of actuarial gains and losses are recognized immediately in the balance sheet with a corresponding debit or credit to retained earnings through OCI in the period in which they occur. Re-measurements are not reclassified to profit and loss in subsequent periods.

(III) Leases

Identification of Lease:

The Group's lease asset classes primarily consist of leases for land and buildings. The Group assesses whether a contract contains a lease, at inception of a contract. A contract is, or contains, a lease if the contract conveys the right to control the use of an identified asset for a period of time in exchange for consideration. To assess whether a contract conveys the right to control the use of an identified asset, the Group assesses whether:

- (i) the contract involves the use of an identified asset
- (ii) the Group has substantially all of the economic benefits from use of the asset through the period of the lease and
- (iii) the Group has the right to direct the use of the asset.

At the date of commencement of the lease, the Group recognizes a right-of-use (ROU) asset and a corresponding lease liability for all lease arrangements in which it is a lessee, except for leases with a term of 12 months or less (short-term leases). For these short-term leases, the Group recognizes the lease payments as an operating expense on a straight-line basis over the term of the lease.

For arrangements entered into prior to 1 April, 2018, the Group has determined whether the arrangement contain lease on the basis of facts and circumstances existing on the date of transition.

Certain lease arrangements includes the options to extend or terminate the lease before the end of the lease term. ROU assets and lease liabilities includes these options when it is reasonably certain that they will be exercised. The ROU assets are initially recognized at cost, which comprises the initial amount of the lease liability adjusted for ROU assets are depreciated from the commencement date on a straight-line basis over the shorter of the lease term and useful life of the underlying asset. ROU assets are evaluated for recoverability whenever events or changes in circumstances indicate that their carrying amounts may not be recoverable. For the purpose of impairment testing, the recoverable amount (i.e. the higher of the fair value less cost to sell and the value-in-use) is determined on an individual asset basis unless the asset does not generate cash flows that are largely independent of those from other assets. In such cases, the recoverable amount is determined for the Cash Generating Unit (CGU) to which the asset belongs.

For ICL Fincorp Ltd.

Managing

For ICL Fincorp Limited

Whole Time Director

For ICL Fincorp Ltd.

Chief Financial Officer



ICL Fincorp Limited

Notes to the consolidated financial statements for the year ended 31-March-2021

(All amounts are in Indian Rupees unless otherwise stated)

The lease liability is initially measured at amortized cost at the present value of the future lease payments. The lease payments are discounted using the interest rate implicit in the lease or, if not readily determinable, using the incremental borrowing rates in the country of domicile of these leases. Lease liabilities are remeasured with a corresponding adjustment to the related ROU asset if the Group changes its assessment of whether it will exercise an extension or a termination option.

Lease liability and ROU assets have been separately presented in the Balance Sheet and lease payments have been classified as financing cash flows.

(IV) Other income and expenses

All Other Income and expense are recognized in the period they occur.

(V) Impairment of non-financial assets

The carrying amount of assets is reviewed at each balance sheet date if there is any indication of impairment based on internal/external factors. An impairment loss is recognized wherever the carrying amount of an asset exceeds its recoverable amount. The recoverable amount is the greater of the assets, net selling price and value in use. In assessing value in use, the estimated future cash flows are discounted to their present value using a pre-tax discount rate that reflects current market assessments of the time value of money and risks specific to the asset.

In determining net selling price, recent market transactions are taken into account, if available. If no such transactions can be identified, an appropriate valuation model is used. After impairment, depreciation is provided on the revised carrying amount of the asset over its remaining useful life.

(VI) Taxes

Current Tax

Current tax assets and liabilities for the current and prior years are measured at the amount expected to be recovered from, or paid to, the taxation authorities. The tax rates and tax laws used to compute the amount are those that are enacted, or substantively enacted, by the reporting date in the countries where the Group operates and generates taxable income.

Current income tax relating to items recognised outside profit or loss is recognised outside profit or loss (either in other comprehensive income or in equity). Current tax items are recognised in correlation to the underlying transaction either in OCI or directly in equity. Management periodically evaluates positions taken in the tax returns with respect to situations in which applicable tax regulations are subject to interpretation and establishes provisions where appropriate.

Deferred tax

Deferred tax assets and liabilities are recognised for temporary differences arising between the tax bases of assets and liabilities and their carrying amounts. Deferred income tax is determined using tax rates (and laws) that have been enacted or substantively enacted by the reporting date and are expected to apply when the related deferred income tax asset is realised or the deferred income tax liability is settled.

Deferred tax assets are only recognised for temporary differences, unused tax losses and unused tax credits if it is probable that future taxable amounts will arise to utilise those temporary differences and losses. Deferred tax assets are reviewed at each reporting date and are reduced to the extent that it is no longer probable that the related tax benefit will be realised.

Deferred tax assets and liabilities are offset where there is a legally enforceable right to offset current tax assets and liabilities and they relate to income taxes levied by the same tax authority on the same taxable entity, or on different tax entities, but they intend to settle current tax liabilities and assets on a net basis or their tax assets and liabilities are realised simultaneously.

Minimum Alternative Tax (MAT)

Minimum alternate tax (MAT) paid in a year is charged to the statement of profit and loss as current tax. Minimum Alternate Tax (MAT) paid in accordance with the tax laws, which gives future economic benefits in the form of adjustment to future income tax liability, is considered as an asset if there is convincing evidence that the Company will pay normal income tax. Accordingly, MAT is recognised as an asset in the Balance Sheet when it is highly probable that future economic benefit associated with it will flow to the Company.

For ICL Fincorp Ltd.

For ICL Fincorp Limited

For ICL Fincorp Ltd.

Managing Director

Whole Time Director

Chief Financial Officer



ICL Fincorp Limited

Notes to the consolidated financial statements for the year ended 31-March-2021

(All amounts are in Indian Rupees unless otherwise stated)

D. CASH AND CASH EQUIVALENTS

Cash and cash equivalents comprise the net amount of short-term, highly liquid investments that are readily convertible to known amounts of cash (short-term deposits with an original maturity of three months or less) and are subject to an insignificant risk of change in value, cheques on hand and balances with banks. They are held for the purposes of meeting short-term cash commitments (rather than for investment or other purposes).

For the purpose of the statement of cash flows, cash and cash equivalents consist of cash and short-term deposits, as defined above.

E. PROPERTY, PLANT AND EQUIPMENT (PPE)

Property, plant and equipment (PPE) are measured at cost less accumulated depreciation and accumulated impairment, (if any). The total cost of assets comprises its purchase price, freight, duties, taxes and any other incidental expenses directly attributable to bringing the asset to the location and condition necessary for it to be capable of operating in the manner intended by the management. Changes in the expected useful life are accounted for by changing the amortisation period or methodology, as appropriate, and treated as changes in accounting estimates.

Subsequent expenditure related to an item of tangible asset are added to its gross value only if it increases the future benefits of the existing asset, beyond its previously assessed standards of performance and cost can be measured reliably. Other repairs and maintenance costs are expensed off as and when incurred.

Depreciation

Depreciation is calculated using the Written Down Value (WDV) method to write down the cost of property and equipment to their residual values over their estimated useful lives. Land is not depreciated.

The estimated useful lives are, as follows:

Particulars	Useful life estimated by Company (Years)
Building	60
Furniture And Fixtures	10
Electrical Installations & Equipments	10
Motor Vehicles	8
Office Equipments	5
Computer And Accessories	3

The residual values, useful lives and methods of depreciation of property, plant and equipment are reviewed at each financial year end and adjusted prospectively, if appropriate. Property plant and equipment is derecognised on disposal or when no future economic benefits are expected from its use. Any gain or loss arising on derecognition of the asset (calculated as the difference between the net disposal proceeds and the carrying amount of the asset) is recognised in other income /expense in the statement of profit and loss in the year the asset is derecognised. The date of disposal of an item of property, plant and equipment is the date the recipient obtains control of that item in accordance with the requirements for determining when a performance obligation is satisfied in Ind AS 115.

F. INTANGIBLE ASSETS

An intangible asset is recognised only when its cost can be measured reliably and it is probable that the expected future economic benefits that are attributable to it will flow to the Group.

Intangible assets acquired separately are measured on initial recognition at cost. The cost of an intangible asset comprises its purchase price and any directly attributable expenditure on making the asset ready for its intended use and net of any trade discounts and rebates. Following initial recognition, intangible assets are carried at cost less any accumulated amortisation and any accumulated impairment losses.

The useful lives of intangible assets are assessed to be either finite or indefinite. Intangible assets with finite lives are amortised over the useful economic life. The amortisation period and the amortisation method for an intangible asset with a finite useful life are reviewed at least at each financial year-end. Changes in the expected useful life, or the expected pattern of consumption of future economic benefits embodied in the asset, are accounted for by changing the amortisation period or methodology, as appropriate, which are then treated as changes in accounting estimates. The amortisation expense on intangible assets with finite lives is presented as a separate line item in the statement of profit and loss. Amortisation on assets acquired/sold during the year is recognised on a pro-rata basis to the Statement of Profit and Loss from / upto the date of acquisition/sale.

Amortisation is calculated using the straight-line method to write down the cost of intangible assets to their residual values over their estimated useful lives. Intangible assets comprising of software are amortised on a straight-line basis over a period of 6 years, unless it has a shorter useful life.

The Group's intangible assets consist of computer software with definite life.

For ICL FINCORP LIMITED

For ICL FINCORP LIMITED

For ICL FINCORP LTD.

Managing Director

Whole Time Director

Chief Financial Officer



ICL Fincorp Limited

Notes to the consolidated financial statements for the year ended 31-March-2021

(All amounts are in Indian Rupees unless otherwise stated)

G. PROVISIONS

Provisions are recognised when the enterprise has a present obligation (legal or constructive) as a result of past events, and it is probable that an outflow of resources embodying economic benefits will be required to settle the obligation, and a reliable estimate can be made of the amount of the obligation.

H. CONTINGENT LIABILITIES

A contingent liability is a possible obligation that arises from past events whose existence will be confirmed by the occurrence or non-occurrence of one or more uncertain future events beyond the control of the Group or a present obligation that is not recognized because it is not probable that an outflow of resources will be required to settle the obligation. A contingent liability also arises in extremely rare cases where there is a liability that cannot be recognized because it cannot be measured reliably. The Group does not recognize a contingent liability but discloses its existence in the financial statements.

I. EARNINGS PER SHARE

The Group reports basic and diluted earnings per share in accordance with Ind AS 33 on Earnings per share. Basic EPS is calculated by dividing the net profit or loss for the year attributable to equity shareholders (after deducting preference dividend and attributable taxes) by the weighted average number of equity shares outstanding during the year.

For the purpose of calculating diluted earnings per share, the net profit or loss for the year attributable to equity shareholders and the weighted average number of shares outstanding during the year are adjusted for the effects of all dilutive potential equity shares. Dilutive potential equity shares are deemed converted as of the beginning of the period, unless they have been issued at a later date. In computing the dilutive earnings per share, only potential equity shares that are dilutive and that either reduces the earnings per share or increases loss per share are included.

J. BUSINESS COMBINATION

The Group applies the acquisition method to account for business combinations. The consideration transferred for the acquisition of a subsidiary comprises of the,

- fair values of the assets transferred,
- liabilities incurred to the former owners of the acquired business,
- equity interests issued by the Group and
- fair value of any asset or liability resulting from

a contingent consideration arrangement

Identifiable assets acquired and liabilities and contingent liabilities assumed in a business combination are measured initially at their fair values at the acquisition date. The excess of the fair value of consideration over the identifiable net asset acquired is recorded as goodwill. If the consideration is lower, the gain is recognised directly in equity as capital reserve. In case, business acquisition is classified as bargain purchase, the aforementioned gain is recognised in the other comprehensive income and accumulated in equity as capital reserve. The Group recognises any noncontrolling interest in the acquired entity at fair value.

Changes in ownership that do not result in a change of control are accounted for as equity transactions and therefore do not have any impact on goodwill. The difference between consideration and the non-controlling share of net assets acquired is recognised within equity. Business combinations involving entities or businesses under common control are accounted for using the pooling of interest method. Under pooling of interest method, the assets and liabilities of the combining entities are reflected at their carrying amounts, with adjustments only to harmonise accounting policies. Acquisition-related costs are expensed as incurred.

If the business combination is achieved in stages, the acquisition date carrying value of the acquirer's previously held equity interest in the acquiree is re-measured to fair value at the acquisition date; any gains or losses arising from such remeasurement are recognised in profit or loss or other comprehensive income, as appropriate.

If the initial accounting for a business combination can be determined only provisionally by the end of the first reporting period, the business combination is accounted for using provisional amounts. Adjustments to provisional amounts, and the recognition of newly identified asset and liabilities, must be made within the 'measurement period' where they reflect new information obtained about facts and circumstances that were in existence at the acquisition date. The measurement period cannot exceed one year from the acquisition date and no adjustments are permitted after one year except to correct an error.

For ICL FINCORP LIMITED

Managing Director

For ICL FINCORP LIMITED

Whole Time Director

For ICL FINCORP LTD.

Chief Financial Officer



ICL Fincorp Limited

Notes to the consolidated financial statements for the year ended 31-March-2021

(All amounts are in Indian Rupees unless otherwise stated)

Any contingent consideration to be transferred by the Group is recognised at fair value at the acquisition date. Subsequent changes to the fair value of the contingent consideration that is deemed to be an asset or liability is recognised in the statement of profit and loss. Contingent consideration that is classified as equity is not re-measured, and its subsequent settlement is accounted for within equity.

7 SIGNIFICANT ACCOUNTING JUDGEMENTS, ESTIMATES AND ASSUMPTIONS

The preparation of financial statements in conformity with the Ind AS requires the management to make judgments, estimates and assumptions that affect the reported amounts of revenues, expenses, assets and liabilities and the accompanying disclosure and the disclosure of contingent liabilities, at the end of the reporting period. Estimates and underlying assumptions are reviewed on an ongoing basis. Revisions to accounting estimates are recognised in the period in which the estimates are revised and future periods are affected. Although these estimates are based on the management's best knowledge of current events and actions, uncertainty about these assumptions and estimates could result in the outcomes requiring a material adjustment to the carrying amounts of assets or liabilities in future periods. In particular, information about significant areas of estimation, uncertainty and critical judgments in applying accounting policies that have the most significant effect on the amounts recognized in the financial statements is included in the following notes:

A. BUSINESS MODEL ASSESSMENT

Classification and measurement of financial assets depends on the results of the SPPI and the business model test. The Group determines the business model at a level that reflects how groups of financial assets are managed together to achieve a particular business objective. This assessment includes judgement reflecting all relevant evidence including how the performance of the assets is evaluated and their performance measured, the risks that affect the performance of the assets and how these are managed and how the managers of the assets are compensated. The Group monitors financial assets measured at amortised cost or fair value through other comprehensive income that are derecognised prior to their maturity to understand the reason for their disposal and whether the reasons are consistent with the objective of the business for which the asset was held. Monitoring is part of the Group's continuous assessment of whether the business model for which the remaining financial assets are held continues to be appropriate and if it is not appropriate whether there has been a change in business model and so a prospective change to the classification of those assets.

B. DEFINED EMPLOYEE BENEFIT ASSETS AND LIABILITIES

The cost of the defined benefit gratuity plan and the present value of the gratuity obligation are determined using actuarial valuations. An actuarial valuation involves making various assumptions that may differ from actual developments in the future. These include the determination of the discount rate; future salary increases and mortality rates. Due to the complexities involved in the valuation and its long-term nature, a defined benefit obligation is highly sensitive to changes in these assumptions. All assumptions are reviewed annually.

C. FAIR VALUE MEASUREMENT

When the fair values of financial assets and financial liabilities recorded in the balance sheet cannot be measured based on quoted prices in active markets, their fair value is measured using various valuation techniques. The inputs to these models are taken from observable markets where possible, but where this is not feasible, a degree of judgment is required in establishing fair values. Judgments include considerations of inputs such as liquidity risk, credit risk and volatility. Changes in assumptions about these factors could affect the reported fair value of financial instruments.

D. IMPAIRMENT OF LOANS PORTFOLIO

The measurement of impairment losses across all categories of financial assets requires judgement. In particular, the estimation of the amount and timing of future cash flows and collateral values when determining impairment losses and the assessment of a significant increase in credit risk. These estimates are driven by a number of factors, changes in which can result in different levels of allowances. It has been the Group's policy to regularly review its models in the context of actual loss experience and adjust when necessary. The impairment loss on loans and advances is disclosed in more detail in Note 10 Overview of ECL principles. In case, higher provisions are to be considered as per the prudential norms of the Reserve Bank of India, they are considered and routed through Impairment Reserves.

For ICL Fincorp Ltd

Managing

For ICL Fincorp Limited

Whole Time Director

For ICL Fincorp Ltd.

Chief Financial Officer



ICL Fincorp Limited

Notes to the consolidated financial statements for the year ended 31-March-2021

(All amounts are in Indian Rupees unless otherwise stated)

E. CONTINGENT LIABILITIES AND PROVISIONS OTHER THAN IMPAIRMENT ON LOAN PORTFOLIO

The Group operates in a regulatory and legal environment that, by nature, has a heightened element of litigation risk inherent to its operations. As a result, it is involved in various litigation, arbitration in the ordinary course of the Group's business. When the Group can reliably measure the outflow of economic benefits in relation to a specific case and considers such outflows to be probable, the Group records a provision against the case. Where the probability of outflow is considered to be remote, or probable, but a reliable estimate cannot be made, a contingent liability is disclosed. Given the subjectivity and uncertainty of determining the probability and amount of losses, the Group takes into account a number of factors including legal advice, the stage of the matter and historical evidence from similar incidents. Significant judgement is required to conclude on these estimates.

F. EFFECTIVE INTEREST RATE (EIR) METHOD

The Group's EIR methodology, recognises interest income / expense using a rate of return that represents the best estimate of a constant rate of return over the expected behavioural life of loans given / taken and recognises the effect of potentially different interest rates at various stages and other characteristics of the product life cycle (including prepayments and penalty, interest and charges).

This estimation, by nature, requires an element of judgement regarding the expected behaviour and life-cycle of the instruments and other fee income/expense that are integral parts of the instrument.

G. OTHER ESTIMATES

These include contingent liabilities, useful lives of tangible and intangible assets etc.

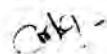
For ICL FINCORP LTD.

Managing



For ICL FINCORP LIMITED

Whole Time Director



For ICL FINCORP LTD.

Chief Financial Officer



ICL Fincorp Limited**Notes to the consolidated financial statements for the year ended 31-March-2021**

(All amounts are in Indian Rupees unless otherwise stated)

8 Cash and Cash Equivalents

	As at 31-Mar-2021	As at 31-Mar-2020
Cash on hand	3,28,30,745	4,35,86,748
Balance with Banks	7,75,22,909	10,85,00,099
Total ₹	11,03,53,654	15,20,86,847

9 Bank Balances other than above

	As at 31-Mar-2021	As at 31-Mar-2020
Bank Deposit with more than 3 months maturity but less than 12 months	50,88,017	-
Earmarked balances with banks:		
For unpaid dividend	1,55,364	1,55,364
Debenture trustee account	49,31,558	29,58,585
Share application money due for refund	-	5,90,000.00
Total ₹	1,01,74,939	37,03,949

For ICL FINCORP LIMITED


Managing Director

For ICL FINCORP LIMITED


Whole Time DirectorFor ICL FINCORP LTD.

Chief Financial Officer

ICL Fincorp Limited

Notes to the consolidated financial statements for the year ended 31-March-2021
(All amounts are in Indian Rupees unless otherwise stated)

10 Loans

As at 31-Mar-2021					
	Amortised Cost	At Fair value		Subtotal	Total
		Through Other Comprehensive Income	Through profit or loss		
Loans					
(A)					
i) Loans repayable on demand					
Gold Loan	2,81,63,72,274	-	-	-	2,81,63,72,274
Personal Loan	2,37,32,417	-	-	-	2,37,32,417
Related Party#	4,58,42,475	-	-	-	4,58,42,475
Other	70,55,390	-	-	-	70,55,390
ii) Term Loans					
Gold Loan		-	-	-	
Hypothecation Loan	21,56,941	-	-	-	21,56,941
Business Loan	3,58,58,212	-	-	-	3,58,58,212
Property Loan	9,70,21,839	-	-	-	9,70,21,839
Personal Loan		-	-	-	
Total (A) - Gross	3,02,80,39,548	-	-	-	3,02,80,39,548
Less: Impairment loss allowance	1,16,12,739	-	-	-	1,16,12,739
Total (A) - Net	3,01,64,26,809	-	-	-	3,01,64,26,809
(B)					
i) Secured by tangible assets	2,95,14,09,266	-	-	-	2,95,14,09,266
ii) Unsecured	7,66,30,282	-	-	-	7,66,30,282
Total (B) - Gross	3,02,80,39,548	-	-	-	3,02,80,39,548
Less: Impairment loss allowance	1,16,12,739	-	-	-	1,16,12,739
Total (B) - Net	3,01,64,26,809	-	-	-	3,01,64,26,809

For ICL Fincorp Limited


Managing Director

For ICL Fincorp Limited


Whole Time Director

For ICL Fincorp Ltd.


Chief Financial Officer



ICL Fincorp Limited

Notes to the consolidated financial statements for the year ended 31-March-2021
(All amounts are in Indian Rupees unless otherwise stated)

10 Loans(Contd)

(C)			
(i) Loans in India			
i) Public Sector	-	-	-
ii) Others	3,02,80,39,548	-	3,02,80,39,548
Total (C) (i)-Gross	3,02,80,39,548	-	3,02,80,39,548
Less: Impairment loss allowance	1,16,12,739	-	1,16,12,739
Total (C) (i)-Net	3,01,64,26,809	-	3,01,64,26,809

This amount includes ₹68,59,417/- to ICL Chits Limited and ₹3,89,83,057/- to ICL Tours and Travels Private Limited. It represents the amount of expenditure incurred for and on behalf of the specified companies, which are treated as advances and the Company is charging interest @ 13% per annum and the same is disclosed under Note No. 10. This amount is repayable on demand within a period of three years from the date of incurring of expenses as per the Memorandum of Understanding entered into with the companies. During the year the Company has rescheduled the loan to ICL Tours and Travels Private Limited as an unsecured loan carrying interest at the rate of 13% per annum repayable in 48 monthly installments over a period of 4 (four) years starting from 1st April, 2020 till 1st March, 2024.

Loans and advances due by directors or other officers of the company or any of them either severally or jointly with any other persons

9,66,15,710

NII

NII

NII

9,66,15,710

Amounts due by firms or private companies in which any director is a partner or a director or a member

3,89,83,057

NII

NII

NII

3,89,83,057

For ICL Fincorp Limited

Managing Director

For ICL Fincorp Limited

Whole Time Director

For ICL Fincorp Ltd.

Chief Financial Officer



ICL Fincorp Limited

Notes to the consolidated financial statements for the year ended 31-March-2021
(All amounts are in Indian Rupees unless otherwise stated)

10. Loans(Contd)

As at 31-Mar-2020					
	At Fair value			Subtotal	Total
	Amortised Cost	Through Other Comprehensive Income	Through profit or loss		
Loans					
(A)					
i) Loans repayable on demand					
Gold Loan	2,28,83,24,657	-	-	-	2,28,83,24,657
Personal Loan	3,68,49,931	-	-	-	3,68,49,931
Related Party#	4,88,82,819	-	-	-	4,88,82,819
Other	76,48,855	-	-	-	76,48,855
ii) Term Loans					
Gold Loan	2,35,62,234	-	-	-	2,35,62,234
Hypothecation Loan	34,48,571	-	-	-	34,48,571
Business Loan	1,72,69,291	-	-	-	1,72,69,291
Property Loan	6,57,27,056	-	-	-	6,57,27,056
Personal Loan	96,11,484	-	-	-	96,11,484
Total (A)- Gross	2,50,13,24,899	-	-	-	2,50,13,24,899
Less: impairment loss allowance					
	68,98,001	-	-	-	68,98,001
Total (A)- Net	2,49,44,26,898	-	-	-	2,49,44,26,898
(B)					
i) Secured by tangible assets	2,39,83,31,810	-	-	-	2,39,83,31,810
ii) Unsecured	10,29,93,089	-	-	-	10,29,93,089
Total (B)- Gross	2,50,13,24,899	-	-	-	2,50,13,24,898.50
Less: impairment loss allowance					
	68,98,001	-	-	-	68,98,001
Total (B)- Net	2,49,44,26,898	-	-	-	2,49,44,26,898

For ICL Fincorp Limited



Managing Director

For ICL Fincorp Limited


Whole Time Director

For ICL Fincorp Ltd.


Chief Financial Officer



ICL Fincorp Limited

Notes to the consolidated financial statements for the year ended 31-March-2021

(All amounts are in Indian Rupees unless otherwise stated)

10 Loans(Contd)

(C)			
(I) Loans in India			
i) Public Sector	-	-	-
ii) Others	2,50,13,24,899	-	2,50,13,24,899
Total (C) (I)-Gross	2,50,13,24,899	-	2,50,13,24,899
Less: Impairment loss allowance	68,98,001	-	68,98,001
Total (C) (I)-Net	2,49,44,26,898	-	2,49,44,26,898

#This amount includes ₹1,52,61,767/- to ICL Chits Ltd and ₹3,36,21,052/- to ICL Tours and Travels. It represents the amount of expenditure incurred for and on behalf of the specified companies, which are treated as advances and the Company is charging interest @ 13% per annum and the same is disclosed under Note No. 10. This amount is repayable on demand within a period of three years from the date of incurring of expenses as per the Memorandum of Understanding entered into with the companies.

Loans and advances due by directors or other officers of the company or any of them either severally or jointly with any other persons	6,53,20,927	Nil	Nil	6,53,20,927
Amounts due by firms or private companies in which any director is a partner or a director or a member	3,36,21,052	Nil	Nil	3,36,21,052

For ICL Fincorp Limited



Managing Director

For ICL Fincorp Limited


Whole Time Director

For ICL Fincorp Ltd.


Chief Financial Officer



ICL Fincorp Limited
Notes to the consolidated financial statements for the year ended 31-March-2021
(All amounts are in Indian Rupees unless otherwise stated)
10 Loans(Contd)
Summary of ECL provisions

Particulars	FY 2020-2021			
	Stage 1	Stage 2	Stage 3	Total ₹
i)Gold Loan	50,54,963	4,59,161	18,09,543	73,23,667
ii)Hypothecation Loan	213	3,789	2,18,031	2,22,033
iii)Business Loan	-	-	23,78,300	23,78,300
iv)Property Loan	-	-	40,613	40,613
v)Personal Loan	12,159	-	6,50,907	6,63,066
vi)Related Party	1,13,353	1,66,168	-	2,79,521
vii)Other Loan	-	-	7,05,539	7,05,539
Total closing ECL provisions	51,80,688	6,29,118	58,02,933	1,16,12,739
Particulars	FY 2019-20			
	Stage 1	Stage 2	Stage 3	Total ₹
i)Gold Loan	16,10,308	1,98,470	18,94,287	37,03,065
ii)Hypothecation Loan	10,200	74,153	2,46,672	3,31,025
iii)Business Loan	86	19,610	4,225	23,921
iv)Property Loan	-	1,75,183	25,891	2,01,074
v)Personal Loan	1,69,469	9,14,234	5,22,484	16,06,187
vi)Related Party	92,802	1,96,557	7,43,370	10,32,729
Total closing ECL provisions	18,82,865	15,78,207	34,36,929	68,98,001

For ICL FINCORP LIMITED


Managing Director

For ICL FINCORP LIMITED


Whole Time Director

For ICL FINCORP LTD.


Chief Financial Officer


ICL Fincorp Limited

Notes to the consolidated financial statements for the year ended 31-March-2021

(All amounts are in Indian Rupees unless otherwise stated)

11. Investments	At Fair Value				Total ₹
	Amortised Cost	Through Other Comprehensive Income	Through Profit or Loss	Designated at fair value through profit or loss	
As at 31-Mar-2021					
Mutual funds	-	80,14,644	-	80,14,644	80,14,644
Government securities	-	1,21,39,252	-	1,21,39,252	1,21,39,252
Debt Securities	-	-	-	-	-
Equity Instruments	-	81,10,255	-	81,10,255	81,10,255
Others (Quoted)	-	2,82,64,151	-	2,82,64,151	2,82,64,151
Total Gross (A)	-	-	-	-	-
Investment Outside India	-	-	-	-	-
Investment In India	-	2,82,64,151	-	2,82,64,151	2,82,64,151
Total Gross (B)	-	2,82,64,151	-	2,82,64,151	2,82,64,151
Less: Allowance for Impairment loss (C)	-	-	-	-	-
Total - Net (D) = (A) - (C)	-	2,82,64,151	-	2,82,64,151	2,82,64,151
As at 31-Mar-2020					
Mutual funds	-	52,20,022	-	52,20,022	52,20,022
Government securities	-	-	-	-	-
Debt Securities	-	-	-	-	-
Equity Instruments	-	34,97,681	-	34,97,681	34,97,681
Others (Quoted)	-	87,17,703	-	87,17,703	87,17,703
Total Gross (A)	-	-	-	-	-
Investment Outside India	-	-	-	-	-
Investment In India	-	87,17,703	-	87,17,703	87,17,703
Total Gross (B)	-	87,17,703	-	87,17,703	87,17,703
Less: Allowance for Impairment loss (C)	-	-	-	-	-
Total - Net (D) = (A) - (C)	-	87,17,703	-	87,17,703	87,17,703

For ICL Fincorp Limited

[Signature]
Managing Director

For ICL Fincorp Limited

[Signature]
Whole Time Director

For ICL Fincorp Ltd.

[Signature]
Chief Financial Officer



Details of Investments in Equity Instruments and Mutual Funds

Name of Body Corporate	As at 31-Mar-2021		As at 31-Mar-2020	
	Quantity of Shares	Market value	Quantity of Shares	Market value
Adani Ports & Special Economic Zone Ltd.	250	1,75,600	500	30,500
Aarti Drugs Ltd.	500	3,47,150	-	-
Bajaj Electricals Ltd.	100	97,660	-	-
Bharti Airtel Ltd.	500	2,58,650	-	-
Bharat Electronics Ltd.	1000	1,25,100	-	-
Bharat Petroleum Corporation Ltd.	1000	4,27,950	-	-
Bharat Rasayan Ltd.	20	1,88,312	-	-
Britannia Industries Ltd.	100	3,62,505	-	-
CESC Ltd.	250	1,48,388	-	-
Dilip Buildcon Ltd.	250	1,45,000	-	-
Divi's Laboratories Ltd.	100	3,62,280	-	-
Gold Benchmark Exchange Traded Scheme	2000	76,340	500	72,725
Graphite India Ltd.	-	-	1500	1,90,875
Hindustan Petroleum Corporation Ltd.	750	1,75,875	9285	1,66,666
Hindalco Industries Ltd.	500	1,63,425	-	-
ICICI Prudential Life Insurance Company Ltd.	500	2,22,800	-	-
Indian Railway Finance Corporation Ltd.	10000	2,29,000	-	-
Indian Oil Corporation Ltd.	500	45,925	-	-
Jindal Stainless(Hisar) Ltd.	500	62,525	-	-
Karur Vysya Bank Ltd.	1000	55,600	-	-
Kings Infra Ventures Ltd.	1000	24,800	-	-
LIC Housing Finance Ltd.	750	3,21,150	-	-
Lemon Tree Hotels Ltd.	6000	2,22,000	-	-
Manappuram Finance Ltd.	500	74,600	-	-
Mishra Dhatu Nigam Ltd.	200	35,370	-	-
Piramal Enterprises Ltd.	-	-	437	4,80,700
Power Grid Corporation of India Ltd.	500	1,07,825	5000	1,10,000
Railtel Corporation of India Ltd.	1000	1,26,800	1000	2,82,950
Reliance Communications Ltd.	15000	25,500	1998	39,860
State Bank of India	500	1,82,150	700	6,57,650
SJVN Ltd.	-	-	15000	9,750
SKM Egg Products Export(India) Ltd.	-	-	1000	20,750
South Indian Bank Ltd.	30000	2,47,500	2230	69,130
Sun TV Network Ltd.	-	-	500	1,42,975
Tata Coffee Ltd.	-	-	1000	56,150
Tata Steel Ltd.	-	-	500	1,34,800
Tourism Finance Corporation of India Ltd.	1000	61,600	14000	79,800
Verky's (India) Ltd.	1250	19,44,500	-	-
Vodafone Idea Ltd.	27500	2,54,375	-	-
YES Bank Ltd.	26000	4,05,600	-	-
Zee Entertainment Enterprises Ltd.	2000	4,06,400	1000	8,44,700
Vodafone Idea Ltd.	-	-	27500	85,250
YES Bank Ltd.	-	-	1000	22,450
SUB TOTAL		81,10,255		34,97,681
Total Mutual Fund	-	80,14,644		52,20,022
SUB TOTAL		80,14,644		52,20,022
TOTAL ₹		1,61,24,899		87,17,703

During the period the company has credited an amount of Rs.86,46,550/- (Previous Year: Rs. -33,78,739/- being difference between the Cost and Market value as on 31st March 2021 to the statement of Profit and Loss as Loss on current investment due to market fluctuations.

For ICL FINCORP LIMITED


Managing Director

For ICL FINCORP LIMITED


Whole Time Director

For ICL FINCORP LTD.


Chief Financial Officer



ICL Fincorp Limited**Notes to the consolidated financial statements for the year ended 31-March-2021***(All amounts are in Indian Rupees unless otherwise stated)***12 Other Financial Asset**

	As at 31-Mar-2021	As at 31-Mar-2020
Interest accrued on loan portfolio	15,03,30,758	12,13,52,785
Security deposits	3,83,52,647	3,22,99,572
Balance with Demat account(Kotak Securities)	2,13,161	1,32,649
Other Receivables	27,13,116	35,70,463
Total ₹	19,16,09,682	15,73,55,469

13 Current tax assets

	As at 31-Mar-2021	As at 31-Mar-2020
Advance Income Tax & Tax Deducted at Source	3,31,23,975	1,59,77,816
Total ₹	3,31,23,975	1,59,77,816

For ICL FINCORP LIMITED


Managing Director

For ICL FINCORP LIMITED


Whole Time Director

For ICL FINCORP LTD.


Chief Financial Officer

ICL Fincorp Limited

Notes to the consolidated financial statements for the year ended 31-March-2021

(All amounts are in Indian Rupees unless otherwise stated)

14(A) Property, Plant and Equipment

	Land	Building	Electrical Installations & Equipments	Furniture and fixtures	Office Equipments	Motor Vehicles	Computer and accessories	Total ₹
Cost or valuation								
At 1-Apr-2019	1,96,07,370	33,12,220	1,42,58,265	7,80,88,361	1,60,70,534	20,77,340	1,84,66,761	15,18,80,851
Additions	-	-	30,04,390	2,01,53,356	27,36,612	1,45,74,658	40,30,015	4,44,99,030
Disposals	-	-	-	-	-	-	-	-
Write off	-	-	-	-	-	-	-	-
As at 31-Mar-2020	1,96,07,370	33,12,220	1,72,62,654	9,82,41,716	1,88,07,146	1,66,51,998	2,24,96,776	19,63,79,880
Additions	-	-	19,49,008	2,61,26,256	1,34,69,780	-	31,93,556	4,47,38,601
Disposals	-	-	28,100	2,02,030	-	-	1,70,661	4,00,791
Write off	-	-	-	-	-	-	-	-
As at 31-Mar-2021	1,96,07,370	33,12,220	1,91,83,562	12,41,65,943	3,22,76,926	1,66,51,998	2,55,19,671	24,07,17,690
Depreciation								
At 1-Apr-2019	-	3,87,259	65,49,886	3,13,38,796	87,97,434	11,26,618	1,45,03,197	6,27,03,191
Charge for the year	-	1,42,446	24,17,381	1,42,61,921	38,95,524	25,85,298	36,58,169	2,69,60,739
Disposals	-	-	-	-	-	-	-	-
Write off	-	-	-	-	-	-	-	-
As at 31-Mar-2020	-	5,29,705	89,67,267	4,56,00,717	1,26,92,958	37,11,916	1,81,61,366	8,96,63,930
Charge for the period	-	1,35,138	22,74,790	1,46,12,573	43,87,291	40,30,115	30,25,178	2,84,65,085
Disposals	-	-	2,397	17,347	-	-	37,210	56,954
Write off	-	-	-	-	-	-	-	-
As at 31-Mar-2021	-	6,64,843	1,12,39,660	6,01,95,943	1,70,80,249	77,42,031	2,11,49,334	11,80,72,061
Net Block								
At 1-Apr-2019	1,96,07,370	29,24,961	77,08,379	4,67,49,564	72,73,100	9,50,722	39,63,564	8,91,77,660
As at 31-Mar-2020	1,96,07,370	27,82,515	82,95,387	5,26,40,999	61,14,188	1,29,40,082	43,35,410	10,67,15,951
As at 31-Mar-2021	1,96,07,370	26,47,377	79,43,902	6,39,69,999	1,51,96,677	89,09,967	43,70,337	12,26,45,629

For ICL Fincorp Limited


Managing Director

For ICL Fincorp Limited


Whole Time Director

For ICL Fincorp Ltd


Chief Financial Officer



ICL Fincorp Limited

Notes to the consolidated financial statements for the year ended 31-March-2021

(All amounts are in Indian Rupees unless otherwise stated)

14(B) Right-of-Use Asset

	Total ₹
Building	
At 1-Apr-2019	5,70,39,587
Additions	4,14,82,492
Disposals	-
As at 31-Mar-2020	9,85,22,078
Additions	1,49,83,140
Disposals	-
As at 31-Mar-2021	11,35,05,219
Depreciation	
At 1-Apr-2019	2,15,48,951
Charge for the year	2,82,30,875
Disposals	-
As at 31-Mar-2020	4,97,79,826
Charge for the period	2,47,06,034
Disposals	-
As at 31-Mar-2021	7,44,85,860
Net Right-of-use asset	
At 1-Apr-2019	3,54,90,635
As at 31-Mar-2020	4,87,42,252
As at 31-Mar-2021	3,90,19,358

14(B) Lease Liability

Balance at the beginning as on 01-04-2019	3,26,79,621
Additions	3,66,23,052
Finance cost accrued during the year	51,87,945
Deletions	-
Payment of lease liabilities	3,03,26,034
Balance at the end as on 31-3-2020	4,41,64,585
Additions	1,35,61,370
Finance cost accrued during the year	89,75,240
Deletions	5,14,301
Payment of lease liabilities	2,96,80,507
Balance at the end as on 31-3-2021	3,65,06,388
Particulars	As at 31-Mar-2021
Less than one year	1,88,83,615
One to five years	1,76,22,773
More than five years	-
Total ₹	3,65,06,388

For ICL FINCORP LIMITED

Managing Director

For ICL FINCORP LIMITED

Whole Time Director

For ICL FINCORP LTD.

Chief Financial Officer



ICL Fincorp Limited**Notes to the consolidated financial statements for the year ended 31-March-2021***(All amounts are in Indian Rupees unless otherwise stated)***15 Other Intangible Assets**

Computer Software	
Cost	
At 1-Apr-2019	13,65,000
Additions	20,23,376
Disposals	-
As at 31-Mar-2020	33,88,376
Additions	7,43,021
Disposals	-
As at 31-Mar-2021	41,31,397
Amortization	
At 1-Apr-2019	5,26,784
Charge for the year	4,77,027
Disposals	-
As at 31-Mar-2020	10,03,811
Charge for the period	4,39,115
Disposals	-
As at 31-Mar-2021	14,42,926
Net Block	
At 1-Apr-2019	8,38,216
As at 31-Mar-2020	23,84,565
As at 31-Mar-2021	26,88,471

#Management has not identified any intangible assets of less than six years useful life

For ICL FINCORP LIMITED


 Managing Director

For ICL FINCORP LIMITED


 Whole Time Director

For ICL FINCORP LTD.


 Chief Financial Officer


ICL Fincorp Limited**Notes to the consolidated financial statements for the year ended 31-March-2021***(All amounts are in Indian Rupees unless otherwise stated)***16 Other Non-Financial Asset**

	As at 31-Mar-2021	As at 31-Mar-2020
Prepaid Expenses	2,40,56,963	3,62,98,975
GST Receivables	1,32,86,648	78,74,578
Other Advances	5,67,18,865	2,84,14,716
Deferred Revenue Expenditure*	-	1,96,27,066
Balance with government authorities	1,69,77,624	1,67,97,624
Total ₹	11,10,40,100	10,90,12,959

*The outstanding balance of Deferred Revenue Expenditure represents advertisement amount spent during earlier years upto 31st March 2015 which is being amortized @ 25% per annum and expenditure related to balance period upto 31st March 2018 is amortised @20%. Accordingly a total amount of ₹1,96,27,066/- (P.Y- ₹ 1,61,27,991/-)is written off to the Statement of Profit and Loss during the period .

For ICL FINCORP LIMITED


Managing Director

For ICL FINCORP LIMITED


Whole Time Director

For ICL FINCORP LTD.


Chief Financial Officer

ICL Fincorp Limited

Notes to the consolidated financial statements for the year ended 31-March-2021

(All amounts are in Indian Rupees unless otherwise stated)

17 Trade payables

	As at 31-Mar-2021	As at 31-Mar-2020
Total outstanding dues of micro enterprises and small enterprises; and	11,24,570	5,22,475
Total outstanding dues of creditors other than micro enterprises and small enterprises.	77,53,821	52,96,329
Total ₹	88,78,390	58,18,804

Disclosure:- Micro, Small and Medium Enterprises

	As at 31-Mar-2021	As at 31-Mar-2020
a) the principal amount and the interest due thereon (to be shown separately) remaining unpaid to any supplier at the end of each accounting year;		
(b) the amount of interest paid by the buyer in terms of section 16 of the Micro, Small and Medium Enterprises Development Act, 2006, along with the amount of the payment made to the supplier beyond the appointed day during each accounting year;	Nil	Nil
(c) the amount of interest due and payable for the period of delay in making payment (which have been paid but beyond the appointed day during the year) but without adding the interest specified under the Micro, Small and Medium Enterprises Development Act, 2006;	Nil	Nil
(d) the amount of interest accrued and remaining unpaid at the end of each accounting year; and	Nil	Nil
(e) the amount of further interest remaining due and payable even in the succeeding years, until such date when the interest dues above are actually paid to the small enterprise, for the purpose of disallowance of a deductible expenditure under section 23 of the Micro, Small and Medium Enterprises Development Act, 2006.	Nil	Nil

Dues to Micro and Small Enterprises have been determined to the extent such parties have been identified on the basis of information collected by the Management.

For ICL FINCORP LIMITED

Managing Director

For ICL FINCORP LIMITED

Whole Time Director

For ICL FINCORP LTD.

Chief Financial Officer



ICL Fincorp Limited

Notes to the consolidated financial statements for the year ended 31-March-2021

(All amounts are in Indian Rupees unless otherwise stated)

18 Debt Securities

At Amortised Cost

	As at 31-Mar-2021	As at 31-Mar-2020
Privately placed redeemable non-convertible debentures (Secured)	2,17,27,67,000	1,69,71,95,000
Others - Non-convertible Debentures - Public issue (Secured)	-	-
Total (A)	2,17,27,67,000	1,69,71,95,000
Debt securities in India	2,17,27,67,000	1,69,71,95,000
Debt securities outside India	-	-
Total (B)	2,17,27,67,000	1,69,71,95,000

Nature of Security

Secured (first ranking) by a hypothecation of all loan receivables, advances, fixed assets and other unencumbered assets of the Company, both present and future. The immovable properties owned by the Managing Director, Director and shareholders, valued at ₹ 2.80 crores, ₹ 2.02 crores, ₹ 0.50 crores and ₹ 0.70 crores are also hypothecated as security. The Company has executed a separate deed of hypothecation in favour of Trustees for creation of this security.

Debentures are offered for a period of 13 months to 65 months.

For ICL FINCORP LIMITED


Managing Director

For ICL FINCORP LIMITED


Whole Time Director

For ICL FINCORP LTD.


Chief Financial Officer



ICL Fincorp Limited

Notes to the consolidated financial statements for the year ended 31-March-2021
(All amounts are in Indian Rupees unless otherwise stated)

18 Debt Securities (contd.)

A) Non Convertible Debentures (Secured)

Non Convertible Debentures of ₹1,000/- each. Details of rate of interest and maturity pattern as on the date of the balance sheet is as under:

As at 31-Mar-2021

AS at 31-Mar-2021									
Redeemable at par within		Rate of Interest							
		>= 10% < 12%		>= 12% < 14%		>= 14%		Total ₹	
		Number	Amount	Number	Amount	Number	Amount	Number	Amount
Due within 1 year		73,751	7,37,51,000	5,48,011	54,80,11,000	27,135	2,71,35,000	6,48,897	64,88,97,000
Due within 1-2 years		13,867	1,38,67,000	7,01,495	70,14,95,000	23,864	2,38,64,000	7,39,226	73,92,26,000
Due within 2-3 years		-	-	4,84,124	48,41,24,000	-	-	4,84,124	48,41,24,000
Due within 3-4 years		-	-	83,659	8,36,59,000	-	-	83,659	8,36,59,000
Due within 4-5 years		-	-	1,38,576	13,85,76,000	-	-	1,38,576	13,85,76,000
Due within 5-6 years		-	-	78,285	7,82,85,000	-	-	78,285	7,82,85,000
Grand Total ₹		87,618	8,76,18,000	20,34,150	2,03,41,50,000	50,999	5,09,99,000	21,72,767	2,17,27,67,000

As at 31-Mar-2020

Redeemable at par within		Rate of Interest								Total ₹	
		>= 10% < 12%		>= 12% < 14%		>= 14%					
		Number	Amount	Number	Amount	Number	Amount				
Due within 1 year		47,671	4,76,71,000	6,55,356	65,53,56,000	7,348	73,48,000	7,10,375	71,03,75,000		
Due within 1-2 years		7,009	70,09,000	3,32,254	33,22,54,000	28,504	2,85,04,000	3,67,767	36,77,67,000		
Due within 2-3 years		-	-	3,34,933	33,49,33,000	28,681	2,88,81,000	3,63,814	36,38,14,000		
Due within 3-4 years		-	-	96,395	9,63,95,000	-	-	96,395	9,63,95,000		
Due within 4-5 years		-	-	86,134	8,61,34,000	-	-	86,134	8,61,34,000		
Due within 5-6 years		-	-	72,710	7,27,10,000	-	-	72,710	7,27,10,000		
Grand Total ₹		54,680	5,46,80,000	15,77,782	1,57,77,82,000	64,733	6,47,33,000	16,97,195	1,69,71,95,000		

For ICL Fincorp Limited

Rayan
Managing Director

For ICL Fincorp Limited

Chit
Whole Time Director

For ICL Fincorp Ltd.

Chit
Chief Financial Officer



ICL Fincorp Limited

Notes to the consolidated financial statements for the year ended 31-March-2021

(All amounts are in Indian Rupees unless otherwise stated)

18 Debt Securities (contd.)**D] Non Convertible Debentures of ₹1,000/- each - series-wise classification****As at 31-Mar-2021**

Sl. No.	Date of Allotment	Outstanding	Interest Rate	Tenure(months)
1	15-04-2016	16,60,000	14.87%	62
2	30-04-2016	9,50,000	14.87%	62
3	02-05-2016	1,00,000	14.87%	62
4	15-05-2016	12,00,000	14.87%	62
5	31-05-2016	1,00,000	14.87%	62
6	15-06-2016	2,00,000	14.87%	62
7	30-06-2016	3,00,000	14.87%	62
8	15-07-2016	12,60,000	14.87%	62
9	31-07-2016	5,75,000	14.87%	62
10	31-08-2016	12,00,000	14.87%	62
11	15-09-2016	11,20,000	14.87%	62
12	30-09-2016	6,50,000	14.87%	62
13	15-10-2016	37,20,000	14.87%	62
14	31-10-2016	9,00,000	14.87%	62
15	15-11-2016	23,50,000	14.87%	62
16	30-11-2016	1,00,000	14.87%	62
17	15-12-2016	3,00,000	14.87%	62
18	31-12-2016	18,00,000	14.87%	62
19	15-01-2017	16,00,000	14.87%	62
20	31-01-2017	10,50,000	14.87%	62
21	15-02-2017	31,50,000	14.87%	62
22	28-02-2017	27,80,000	14.87%	62
23	15-03-2017	23,69,000	14.87%	62
24	31-03-2017	35,59,000	14.87%	62
25	15-04-2017	40,10,000	14.87%	62
26	30-04-2017	51,71,000	14.87%	62
27	15-05-2017	29,15,000	14.87%	62
28	31-05-2017	2,70,000	14.87%	62
29	15-06-2017	23,40,000	14.87%	62
30	30-06-2017	19,00,000	14.87%	62
31	15-07-2017	29,07,000	13.66%-14.87%	62-65
32	31-07-2017	30,04,000	13.66%	65
33	16-08-2017	42,50,000	13.66%	65
34	31-08-2017	23,94,000	13.66%	65
35	15-09-2017	18,85,000	13.66%	65
36	30-09-2017	24,60,000	13.66%	65
37	15-10-2017	75,55,000	13.66%	65
38	31-10-2017	75,15,000	13.66%	65

For ICL FINCORP LIMITED

Managing Director

For ICL FINCORP LIMITED

Whole Time Director

For ICL FINCORP LTD.

Chief Financial Officer

ICL Fincorp Limited

Notes to the consolidated financial statements for the year ended 31-March-2021

(All amounts are in Indian Rupees unless otherwise stated)

18 Debt Securities (contd.)*DJ Non Convertible Debentures of ₹1,000/- each - series-wise classification**As at 31-Mar-2021*

Sl. No.	Date of Allotment	Outstanding	Interest Rate	Tenure(months)
39	15-11-2017	17,25,000	13.66%	65
40	30-11-2017	31,20,000	13.66%	65
41	15-12-2017	35,03,000	13.66%	65
42	31-12-2017	23,75,000	13.66%	65
43	15-01-2018	34,20,000	13.66%	65
44	31-01-2018	27,60,000	13.66%	65
45	15-02-2018	26,00,000	13.66%	65
46	28-02-2018	43,03,000	13.66%	65
47	05-03-2018	2,20,000	13.66%	65
48	12-03-2018	53,60,000	13.66%	65
49	19-03-2018	23,75,000	13.66%	65
50	26-03-2018	13,50,000	13.66%	65
51	03-04-2018	40,50,000	13.66%	65
52	10-04-2018	16,55,000	13.66%	65
53	16-04-2018	14,80,000	13.66%	65
54	23-04-2018	9,50,000	13.66%	65
55	30-04-2018	9,80,000	13.66%	65
56	07-05-2018	15,00,000	13.66%	65
57	14-05-2018	10,00,000	13.66%	65
58	21-05-2018	22,00,000	13.66%	65
59	28-05-2018	16,25,000	13.66%	65
60	04-06-2018	37,42,000	13.66%	65
61	11-06-2018	6,00,000	13.66%	65
62	18-06-2018	41,00,000	13.66%	65
63	25-06-2018	36,50,000	13.66%	65
64	02-07-2018	10,81,000	13.66%	65
65	09-07-2018	4,00,000	13.66%	65
66	16-07-2018	8,25,000	13.66%	65
67	23-07-2018	22,00,000	13.66%	65
68	30-07-2018	22,24,000	13.66%	65
69	06-08-2018	19,95,000	13.66%	65
70	13-08-2018	40,81,000	13.66%	65
71	20-08-2018	31,74,000	13.66%	65
72	03-09-2018	37,25,000	13.66%	65
73	10-09-2018	48,00,000	13.66%	65
74	17-09-2018	9,15,000	13.66%	65
75	24-09-2018	1,50,000	13.66%	65
76	01-10-2018	25,92,000	13.66%	65

For ICL FINCORP LIMITED

Managing Director

For ICL FINCORP LIMITED

Whole Time Director

For ICL FINCORP LTD.

Chief Financial Officer



ICL Fincorp Limited**Notes to the consolidated financial statements for the year ended 31-March-2021***(All amounts are in Indian Rupees unless otherwise stated)***18 Debt Securities (contd.)***DJ Non Convertible Debentures of ₹1,000/- each - series-wise classification***As at 31-Mar-2021**

Sl. No.	Date of Allotment	Outstanding	Interest Rate	Tenure(months)
77	07-11-2018	50,00,000	13.66%	65
78	07-12-2018	76,60,000	13.66%	65
79	07-01-2019	58,15,000	13.66%	65
80	07-02-2019	2,11,60,000	12.25%-13.66%	36-65
81	07-03-2019	2,55,27,000	12.25%-13.66%	36-65
82	12-04-2019	5,15,59,000	12%-13.66%	24-65
83	07-05-2019	3,84,43,000	12%-13.66%	24-65
84	07-06-2019	4,97,74,000	12%-13.66%	24-65
85	08-07-2019	3,84,38,000	12%-13.66%	24-65
86	07-08-2019	4,36,50,000	12%-13.66%	24-65
87	07-09-2019	5,23,39,000	12%-13.66%	24-65
88	09-10-2019	5,10,41,000	12%-13.66%	24-65
89	07-11-2019	6,57,21,000	12%-13.66%	24-65
90	19-12-2019	11,79,57,000	12%-13.66%	24-65
91	13-01-2020	5,69,10,000	12%-13.66%	24-65
92	18-02-2020	4,97,46,000	12%-13.66%	24-65
93	18-03-2020	9,67,90,000	11.5%-13.66%	13-65
94	17-04-2020	2,80,71,000	11.5%-13.66%	13-65
95	12-05-2020	7,88,30,000	11.5%-13.66%	13-65
96	13-06-2020	4,88,32,000	11.5%-13.66%	13-65
97	30-06-2020	6,31,98,000	11.5%-13.66%	13-65
98	14-07-2020	11,24,23,000	11.5%-13.66%	13-65
99	11-08-2020	5,83,95,000	11.5%-13.66%	13-65
100	27-08-2020	11,44,11,000	11.5%-13.66%	13-65
101	12-09-2020	5,33,25,000	11.5%-13.66%	13-65
102	29-09-2020	4,94,72,000	11.5%-13.66%	13-65
103	13-10-2020	4,83,81,000	11.5%-13.66%	13-65
104	02-11-2020	6,22,00,000	11.5%-13.66%	13-65
105	18-11-2020	5,49,11,000	11.5%-13.66%	13-65
106	05-12-2020	5,10,90,000	11.5%-13.66%	13-65
107	21-12-2020	6,01,69,000	11.5%-13.66%	13-65
108	07-01-2021	4,92,45,000	11.5%-13.66%	13-65
109	27-01-2021	5,21,25,000	11.5%-13.66%	13-65
110	09-02-2021	5,69,17,000	11.5%-13.66%	13-65
111	23-02-2021	5,35,75,000	11.5%-13.66%	13-65
112	09-03-2021	5,05,03,000	11.5%-13.66%	13-65
113	25-03-2021	6,80,50,000	11.5%-13.66%	13-65
114	30-03-2021	1,07,40,000	11.5%-13.66%	13-65
Total ₹		2,17,27,67,000		

For ICL FINCORP LIMITED

Managing Director

For ICL FINCORP LIMITED

Whole Time Director

For ICL FINCORP LTD.

Chief Financial Officer



ICL Fincorp Limited**Notes to the consolidated financial statements for the year ended 31-March-2021***(All amounts are in Indian Rupees unless otherwise stated)***18 Debt Securities (contd.)****D) Non Convertible Debentures of ₹1,000/- each - series-wise classification****As at 31-Mar-2020**

Sl. No.	Date of Allotment	Outstanding	Interest Rate	Tenure(months)
1	09-06-2015	2,00,000	14.50%	58
2	24-06-2015	5,00,000	14.50%	58
3	15-08-2015	50,000	14.50%	58
4	17-08-2015	1,00,000	14.50%	58
5	30-08-2015	2,00,000	14.50%	58
6	12-09-2015	3,00,000	14.50%	58
7	30-09-2015	10,00,000	14.50%	58
8	15-10-2015	7,50,000	14.50%	58
9	15-11-2015	1,55,000	14.50%	58
10	30-11-2015	2,93,000	14.50%	58
11	15-12-2015	11,00,000	14.50%	58
12	30-01-2016	8,00,000	14.50%	58
13	15-02-2016	13,00,000	14.50%	58
14	15-04-2016	21,60,000	14.5-14.87%	58-60
15	30-04-2016	9,50,000	14.87%	60
16	02-05-2016	1,00,000	14.87%	60
17	15-05-2016	16,00,000	14.87%	60
18	31-05-2016	1,00,000	14.87%	60
19	15-06-2016	2,00,000	14.87%	60
20	30-06-2016	3,00,000	14.87%	60
21	15-07-2016	17,25,000	14.87%	60
22	28-07-2016	1,00,000	14.50%	58
23	31-07-2016	5,75,000	14.87%	60
24	31-08-2016	12,00,000	14.87%	60
25	15-09-2016	13,20,000	14.87%	60
26	30-09-2016	6,50,000	14.87%	60
27	15-10-2016	37,20,000	14.87%	60
28	31-10-2016	9,00,000	14.87%	60
29	15-11-2016	23,50,000	14.87%	60
30	30-11-2016	1,00,000	14.87%	60
31	15-12-2016	3,00,000	14.87%	60
32	31-12-2016	18,00,000	14.87%	60
33	15-01-2017	16,00,000	14.87%	60
34	31-01-2017	10,50,000	14.87%	60
35	15-02-2017	34,54,000	14.87%	60
36	28-02-2017	27,80,000	14.87%	60
37	15-03-2017	23,69,000	14.87%	60-62
38	31-03-2017	36,59,000	14.87%	62

For ICL FINCORP LIMITED


 Managing Director

For ICL FINCORP LIMITED

Whole Time Director

For ICL FINCORP LTD.


 Chief Financial Officer


ICL Fincorp Limited

Notes to the consolidated financial statements for the year ended 31-March-2021

(All amounts are in Indian Rupees unless otherwise stated)

18 Debt Securities (contd.)**D] Non Convertible Debentures of ₹1,000/- each - series-wise classification****As at 31-Mar-2020**

Sl. No.	Date of Allotment	Outstanding	Interest Rate	Tenure(months)
39	15-04-2017	40,10,000	14.87%	62
40	30-04-2017	51,71,000	14.87%	62
41	15-05-2017	70,20,000	14.87%	62
42	31-05-2017	2,70,000	14.87%	62
43	15-06-2017	27,40,000	14.87%	62
44	30-06-2017	23,12,000	14.87%	62
45	15-07-2017	29,07,000	13.66-14.87%	62-65
46	31-07-2017	30,04,000	13.66%	65
47	16-08-2017	44,50,000	13.66%	65
48	31-08-2017	23,94,000	13.66%	65
49	15-09-2017	18,85,000	13.66%	65
50	30-09-2017	24,60,000	13.66%	65
51	15-10-2017	79,45,000	13.66%	65
52	31-10-2017	75,15,000	13.66%	65
53	15-11-2017	17,25,000	13.66%	65
54	30-11-2017	34,10,000	13.66%	65
55	15-12-2017	35,03,000	13.66%	65
56	31-12-2017	23,75,000	13.66%	65
57	15-01-2018	39,20,000	13.66%	65
58	31-01-2018	27,60,000	13.66%	65
59	15-02-2018	26,00,000	13.66%	65
60	28-02-2018	43,03,000	13.66%	65
61	05-03-2018	6,20,000	12.5-13.66%	24-65
62	12-03-2018	53,90,000	12.5-13.66%	24-65
63	19-03-2018	25,75,000	12.5-13.66%	24-65
64	26-03-2018	19,10,000	12-13.66%	24-65
65	03-04-2018	2,05,99,000	12-13.66%	24-65
66	10-04-2018	1,98,13,000	12-13.66%	24-65
67	16-04-2018	1,03,04,000	12-13.66%	24-65
68	23-04-2018	1,95,12,000	12-13.66%	24-65
69	30-04-2018	85,70,000	12-13.66%	24-65
70	07-05-2018	1,57,80,000	12-13.66%	24-65
71	14-05-2018	1,38,25,000	12-13.66%	24-65
72	21-05-2018	1,87,65,000	12-13.66%	24-65
73	28-05-2018	80,75,000	12-13.66%	24-65
74	04-06-2018	94,12,000	12-13.66%	24-65
75	11-06-2018	92,62,000	12-13.66%	24-65
76	18-06-2018	98,80,000	12-13.66%	24-65

For ICL FINCORP LIMITED

Managing Director

For ICL FINCORP LIMITED

Whole Time Director

For ICL FINCORP LTD.

Chief Financial Officer

ICL Fincorp Limited**Notes to the consolidated financial statements for the year ended 31-March-2021***(All amounts are in Indian Rupees unless otherwise stated)***18 Debt Securities (contd.)****D) Non Convertible Debentures of ₹1,000/- each - series-wise classification****As at 31-Mar-2020**

Sl. No.	Date of Allotment	Outstanding	Interest Rate	Tenure(months)
77	25-06-2018	1,89,27,000	12-13.66%	24-65
78	02-07-2018	2,66,88,000	12-13.66%	24-65
79	09-07-2018	1,19,15,000	12-13.66%	24-65
80	16-07-2018	1,00,39,000	12-13.66%	24-65
81	23-07-2018	1,93,26,000	12-13.66%	24-65
82	30-07-2018	1,22,85,000	12-13.66%	24-65
83	06-08-2018	1,53,39,000	12-13.66%	24-65
84	13-08-2018	1,65,81,000	12-13.66%	24-65
85	20-08-2018	82,59,000	12-13.66%	24-65
86	27-08-2018	35,00,000	12-13%	24-65
87	03-09-2018	1,57,38,000	12-13.66%	24-65
88	10-09-2018	1,55,20,000	12-13.66%	24-65
89	17-09-2018	1,15,40,000	12-13.66%	24-65
90	24-09-2018	63,51,000	12-13.66%	24-65
91	01-10-2018	1,62,30,000	12-13.66%	24-65
92	07-11-2018	4,11,19,000	12-13.66%	24-65
93	07-12-2018	4,99,36,000	12-13.66%	24-65
94	07-01-2019	3,76,88,000	12-13.66%	24-65
95	07-02-2019	4,74,03,000	12-13.66%	24-65
96	07-03-2019	5,64,10,000	11.5-13.66%	13-65
97	12-04-2019	7,94,65,000	11.5-13.66%	13-65
98	07-05-2019	5,46,16,000	11.5-13.66%	13-65
99	07-06-2019	7,23,04,000	11.5-13.66%	13-65
100	08-07-2019	6,09,43,000	11.5-13.66%	13-65
101	07-08-2019	6,50,97,000	11.5-13.66%	13-65
102	07-09-2019	7,97,03,000	11.5-13.66%	13-65
103	09-10-2019	6,60,59,000	11.5-13.66%	13-65
104	07-11-2019	9,61,96,000	11.5-13.66%	13-65
105	19-12-2019	14,38,12,000	11.5-13.66%	13-65
106	13-01-2020	7,16,28,000	11.5-13.66%	13-65
107	18-02-2020	7,49,97,000	11.5-13.66%	13-65
108	18-03-2020	9,79,90,000	11.5-13.66%	13-65
Total ₹		1,69,83,85,000		

For ICL FINCORP LIMITED

Managing Director

For ICL FINCORP LIMITED

Whole Time Director

For ICL FINCORP LTD.

Chief Financial Officer

ICL Fincorp Limited**Notes to the consolidated financial statements for the year ended 31-March-2021***(All amounts are in Indian Rupees unless otherwise stated)***19 Borrowings (Other than Debt Securities)****Term Loan**

Vehicle Loan- HDFC Bank

Vehicle Loan- Axis Bank

Cash Credit

Loan against deposit

Loan From Related Parties

Loan from Directors

Total ₹

Borrowings in India

Borrowings outside India


Total ₹

As at 31-Mar-2021	As at 31-Mar-2020
3,44,409	6,72,237
94,00,664	1,08,53,331
-	-
-	-
13,08,400	31,17,188
1,10,53,473	1,46,42,756
1,10,53,473	1,46,42,756
-	-
1,10,53,473	1,46,42,756

A) Terms and Conditions of borrowings

Name of the financial Institution	Security	Nature of Loan	Interest Rate	Other Terms
HDFC Bank Limited	Vehicle - Maruti Wagon R	Auto Loan	10.70%	Margin -20%
HDFC Bank Limited	Vehicle - Mahindra Xylo	Auto Loan	10.51%	Margin -17%
Axis Bank Limited	Vehicle - BMW	Auto Loan	8.73%	Margin -14%
K.G Anilkumar	Nil	Loan from Directors	Nil	Nil
Umadevi Anilkumar	Nil	Loan from Directors	Nil	Nil

For ICL FINCORP LIMITED


 Managing Director

For ICL FINCORP LIMITED


 Whole Time Director

For ICL FINCORP LTD.


 Chief Financial Officer


ICL Fincorp Limited**Notes to the consolidated financial statements for the year ended 31-March-2021***(All amounts are in Indian Rupees unless otherwise stated)***19 Borrowings (Other than Debt Securities)*****Term Loan- Vehicle loans (Secured)***

Details of rate of interest and maturity pattern as on the date of the balance sheet is as under:

31-Mar-21

Repayable within	Rate of Interest			
	10.51%	10.70%	8.73%	Total₹
Due Within 1 year	2,58,527	16,874	14,10,460	16,85,861
Due Within 1-2 year	69,008	-	15,38,640	16,07,648
Due Within 2-3 year	-	-	16,78,473	16,78,473
Due Within 3-4 year	-	-	18,31,011	18,31,011
Due Within 4-5 year	-	-	19,97,411	19,97,411
Due Within 5-6 year	-	-	9,44,669	9,44,669
Grand Total₹	3,27,535	16,874	94,00,664	97,45,073

31-Mar-20

Repayable within	Rate of Interest			
	10.51%	10.70%	8.73%	Total₹
Due Within 1 year	2,32,640	95,190	12,78,442	16,06,272
Due Within 1-2 year	2,58,527	16,873	13,94,627	16,70,027
Due Within 2-3 year	69,008	-	15,21,370	15,90,378
Due Within 3-4 year	-	-	16,59,631	16,59,631
Due Within 4-5 year	-	-	18,10,457	18,10,457
Due Within 5-6 year	-	-	19,74,989	19,74,989
Due Within 6-7 year	-	-	12,13,815	12,13,815
Grand Total₹	5,60,174	1,12,063	1,08,53,331	1,15,25,568


For ICL FINCORP LTD.


 Managing Director

For ICL FINCORP LIMITED


 Whole Time Director

For ICL FINCORP LTD.


 Chief Financial Officer


ICL Fincorp Limited**Notes to the consolidated financial statements for the year ended 31-March-2021***(All amounts are in Indian Rupees unless otherwise stated)***20 Subordinate Liabilities**

	As at 31-Mar-2021	As at 31-Mar-2020
At Amortised Cost		
Subordinated debt from Others	36,01,02,000	40,86,60,000
Preference shares#	1,98,00,000	-
Total ₹	37,99,02,000	40,86,60,000
Borrowings in India	37,99,02,000	40,86,60,000
Borrowings outside India	-	-
Total ₹	37,99,02,000	40,86,60,000

#15% Redeemable Non - Convertible Cumulative Preference Shares of face value of Rs.100/- paid up each.

For ICL FINCORP LIMITED


 Managing Director

For ICL FINCORP LIMITED


 Whole Time Director

For ICL FINCORP LTD.


 Chief Financial Officer


ICL Fincorp Limited**Notes to the consolidated financial statements for the year ended 31-March-2021***(All amounts are in Indian Rupees unless otherwise stated)***20 Subordinate Liabilities (contd.)****B) Subordinated Debts from Others(Unsecured)**

Subordinated debts have a face value of ₹ 1,000/- each. Details of rate of interest and maturity pattern as on the date of the balance sheet is as under:

As at 31-Mar-2021

Redeemable at par within	Rate of Interest					
	>= 12% < 14%		>= 14%		Total₹	
	Number	Amount	Number	Amount	Number	Amount
Due within 1 year	44,828	4,48,28,000	38,584	3,85,84,000	83,412	8,34,12,000
Due within 1- 2 years	21,927	2,19,27,000	13,968	1,39,68,000	35,895	3,58,95,000
Due within 2-3 years	-	-	-	-	-	-
Due within 3-4 years	82,500	8,25,00,000	1,07,260	10,72,60,000	1,89,760	18,97,60,000
Due within 4-5 years	31,080	3,10,80,000	19,955	1,99,55,000	51,035	5,10,35,000
Grand Total₹	1,80,335	18,03,35,000	1,79,767	17,97,67,000	3,60,102	36,01,02,000

As at 31-Mar-2020

Redeemable at par within	Rate of Interest					
	>= 12% < 14%		>= 14%		Total₹	
	Number	Amount	Number	Amount	Number	Amount
Due within 1 year	84,534	8,45,34,000	14,859	1,48,59,000	99,393	9,93,93,000
Due within 1- 2 years	45,028	4,50,28,000	38,584	3,85,84,000	83,612	8,36,12,000
Due within 2-3 years	21,927	2,19,27,000	13,968	1,39,68,000	35,895	3,58,95,000
Due within 3-4 years	-	-	-	-	-	-
Due within 4-5 years	82,500	8,25,00,000	1,07,260	10,72,60,000	1,89,760	18,97,60,000
Grand Total₹	2,33,989	23,39,89,000	1,74,671	17,46,71,000	4,08,660	40,86,60,000

For ICL FINCORP LIMITED

Managing Director

For ICL FINCORP LIMITED

Whole Time Director

For ICL FINCORP LTD.

Chief Financial Officer



ICL Fincorp Limited**Notes to the consolidated financial statements for the year ended 31-March-2021***(All amounts are in Indian Rupees unless otherwise stated)***21 Other financial liabilities**

	As at 31-Mar-2021	As at 31-Mar-2020
Interest accrued on borrowings	23,98,22,307	19,36,86,241
Unclaimed dividend*	1,55,364	1,55,364
Unpaid matured debentures and interest accrued thereon;	49,25,006	41,41,464
Unpaid matured Subordinated Debts and interest accrued thereon;	3,78,40,342	-
Earnest Money Deposit	-	13,53,000
Debenture Application money	-	10,00,000
Application money against Subordinate Debts	-	11,00,000
Application money received for allotment of shares to the extent refundable	-	5,90,000
Employee related payables	1,90,56,868	1,60,02,011
Others	22,88,898	16,78,786
Total ₹	30,40,88,785	21,97,06,867

*Amount to be credited to Investor Education and Protection Fund towards unpaid dividends

46,335

-

22 Provisions

	As at 31-Mar-2021	As at 31-Mar-2020
Employee Benefits		
- Gratuity	86,60,855	42,92,365
Provisions for taxation	2,64,33,321	1,79,90,660
Provision for CSR Expenditure	10,50,196	-
Provision for dividend on preference shares	1,80,403	-
Total ₹	3,63,24,775	2,22,83,025

23 Other non-financial liabilities

	As at 31-Mar-2021	As at 31-Mar-2020
Statutory dues payable	79,95,050	63,87,001
Other liabilities	28,72,896	35,33,713
Total ₹	1,08,67,946	99,20,714

For ICL FINCORP LIMITED


 Managing Director

For ICL FINCORP LIMITED

Whole Time Director

For ICL FINCORP LTD.

Chief Financial Officer



ICL Fincorp Limited

Notes to the consolidated financial statements for the year ended 31-March-2021

(All amounts are in Indian Rupees unless otherwise stated)

24 Equity Share capital

The reconciliation of equity shares outstanding at the beginning and at the end of the period

	As at 31-Mar-2021	As at 31-Mar-2020
Authorized shares		
10,00,00,000 (31-Mar-2020 : 6,00,00,000) Equity shares of ₹10/- each	1,00,00,00,000	60,00,00,000
20,00,00,000 (31-Mar-2020 : Nil) Preference shares of ₹100/- each	20,00,00,000	-
	1,20,00,00,000	60,00,00,000

Issued, subscribed and fully paid-up shares

4,43,34,952 (31-Mar-2020 : 4,43,34,952) Equity shares of ₹10/- each	44,33,49,520	44,33,49,520
Total	44,33,49,520	44,33,49,520

During the year the Company has issued 15% Redeemable Non-Convertible Preference shares of face value ₹100 paid up each, which is disclosed in Note no 20 under subordinate liabilities.

a. Terms/rights attached to equity shares

The company has only one class of equity shares having a par value of ₹10 per share. Each holder of equity shares is entitled to one vote per share. In the event of liquidation of the company, the holders of equity shares will be entitled to receive remaining assets of the company, after distribution of all preferential amounts. The distribution will be in proportion to the number of equity shares held by the shareholders.

b. Details of shareholders holding more than 5% shares in the company

	As at 31-Mar-2021		As at 31-Mar-2020	
	Number	% holding in the class	Number	% holding in the class
Shares of ₹10 each fully paid				
K G Anilkumar	1,44,60,320	32.62%	1,28,75,300	29.04%
Umadevi Anilkumar	41,01,799	9.25%	40,99,799	9.25%

(As per records of the Company, including its Register of share holders/members and other declarations received from share holders regarding beneficial interest, the above shareholding represents both legal and beneficial ownerships of shares.)

For ICL FINCORP LIMITED


Managing Director

For ICL FINCORP LIMITED


Whole Time Director

For ICL FINCORP LTD.


Chief Financial Officer



ICL Fincorp Limited**Notes to the consolidated financial statements for the year ended 31-March-2021***(All amounts are in Indian Rupees unless otherwise stated)***c. Reconciliation of the shares outstanding at the beginning and at the end of the reporting period**

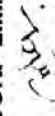
Equity Shares	As at 31-Mar-2021		As at 31-Mar-2020	
	Number	Amount	Number	Amount
At the beginning of the year	4,43,34,952	44,33,49,520	3,59,32,924	35,93,29,240
Issued during the period	-	-	84,02,028	8,40,20,280
Outstanding at the end of the period	4,43,34,952	44,33,49,520	4,43,34,952	44,33,49,520

For ICL FINCORP LIMITED



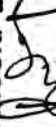
Managing Director

For ICL FINCORP LIMITED



Whole Time Director

For ICL FINCORP LTD.



Chief Financial Officer



ICL Fincorp Limited**Notes to the consolidated financial statements for the year ended 31-March-2021***(All amounts are in Indian Rupees unless otherwise stated)***25 Other Equity**

	As at 31-Mar-2021	As at 31-Mar-2020
Statutory Reserves		
Balance as per the last financial statements	50,41,973	36,41,973
Add: Transferred from statement of Profit and loss account	70,00,000	14,00,000
Closing Balance	1,20,41,973	50,41,973
Impairment Reserves		
Balance as per the last financial statements	45,74,748	37,17,649
Add: Transferred from statement of Profit and loss account	5,45,458	8,57,099
Closing Balance	51,20,206	45,74,748
Securities Premium Reserves		
Balance as per the last financial statements	24,33,76,875	15,93,56,595
Add: Additions during the period	-	8,40,20,280
Closing Balance	24,33,76,875	24,33,76,875
Surplus/(deficit) in the statement of profit and loss		
Balance as per last financial statements	54,63,016	23,16,551
Add: Other Net additions		8,72,059
Profit/(loss) during the period	2,46,56,296	45,31,505
Less: Transferred to Statutory Reserve	70,00,000	14,00,000
Provision for dividend on Preference Share	1,80,403	-
Add/Less: Adjustments - Impairment Reserve	5,45,458	8,57,099
Net surplus in the statement of profit and loss	2,23,93,451	54,63,016
Other Comprehensive Income		
Balance as per last financial statements	6,01,707	82,652
Add: Additions during the period	(11,46,120)	5,19,055
Net surplus in the statement of profit and loss	(5,44,413)	6,01,707
Total	28,23,88,092	25,90,58,319

Nature and purpose of Reserves

Statutory reserve (Statutory Reserve pursuant to Section 45-IC of The RBI Act, 1934): Section 45IC of Reserve Bank of India Act, 1934 ("RBI Act, 1934") defines that every non banking finance institution which is a Company shall create a reserve fund and transfer therein a sum not less than twenty percent of its net profit every year as disclosed in the statement of profit and loss before any dividend is declared.

The Company has transferred an amount of ₹ 70,00,000 (Previous year Rs14,00,000) to Statutory reserve pursuant to Section 45-IC of RBI Act, 1934

Impairment reserve: Where impairment allowance under Ind AS 109 is lower than the provisioning required under IRACP (including standard asset provisioning), the differential amount is transferred to impairment reserve. The balance in the impairment reserves shall not be reckoned for regulatory capital

Securities premium: Securities premium reserve is used to record the premium on issue of shares. The reserve can be utilised only for limited purposes such as issuance of bonus shares in accordance with the provisions of the Companies Act, 2013.

Other comprehensive income: Other items of other comprehensive income consist of remeasurement of net defined benefit liability/asset.

For ICL Fincorp Limited

Managing Director

For ICL Fincorp Limited

Whole Time Director

For ICL Fincorp Ltd.

Chief Financial Officer



ICL Fincorp Limited**Notes to the consolidated financial statements for the year ended 31-March-2021***(All amounts are in Indian Rupees unless otherwise stated)***26 Revenue from operations****I) Interest Income****On Financial Assets measured at Amortised cost**

Interest on Loans

Interest on Fixed deposit

Total ₹

For the year ended 31-Mar-2021	For the year ended 31-Mar-2020
73,80,58,699	56,76,30,685
32,74,640	1,00,49,086
74,13,33,339	57,76,79,771

II) Revenue from other Financial Services

Income From Money Transfer

Fees and Service Charges Received

Total ₹

For the year ended 31-Mar-2021	For the year ended 31-Mar-2020
16,242	92,732
46,27,736	5,91,377
46,43,978	6,84,108

27 Other income

Miscellaneous income

Interest On Rent Deposit

Dividend on Investments

Net Gain/(Loss) on sale of investments

Gain on current investment due to market fluctuation

Total ₹

For the year ended 31-Mar-2021	For the year ended 31-Mar-2020
39,75,920	1,69,234
28,91,967	-
5,98,635	8,12,427
14,01,341	4,93,677
86,46,550	-
1,75,14,413	14,75,338

28 Finance costs**On Financial Assets measured at Amortised cost:**

Interest on Debentures

Interest on Subordinated Debts

Interest on Bank Borrowings

Interest on Lease Liability

Interest On Vehicle Loan

Other Interest expense:

Interest on short fall in payment of advance Income Tax

Interest on others

Total ₹

For the year ended 31-Mar-2021	For the year ended 31-Mar-2020
24,70,08,454	20,07,04,988
6,41,15,089	4,81,86,114
-	16,47,718
89,48,860	51,87,945
9,48,436	4,83,430
-	5,87,502
42,310	-
32,10,63,149	25,67,97,698

For ICL FINCORP LIMITED

Managing Director

For ICL FINCORP LIMITED

Whole Time Director

For ICL FINCORP LTD.

Chief Financial Officer



29 Impairment of Financial Instruments**On financial liabilities measured at amortised cost:**

	For the year ended 31-Mar-2021	For the year ended 31-Mar-2020
Loans Assets	47,14,738	(42,36,958)
Total ₹	47,14,738	(42,36,958)

30 Employee benefits expense

	For the year ended 31-Mar-2021	For the year ended 31-Mar-2020
Salaries & Wages	16,52,45,629	13,98,88,427
Contribution to provident and other fund	1,38,25,535	1,23,94,024
Staff Welfare Expenses	8,96,660	4,22,514
Total ₹	17,99,67,824	15,27,04,965

31 Depreciation and amortization expense

	For the year ended 31-Mar-2021	For the year ended 31-Mar-2020
Depreciation of tangible assets	2,84,08,131	2,70,74,645
Depreciation of right-of-use asset	2,47,06,034	2,82,30,875
Amortization of intangible assets	4,39,115	3,63,121
Total ₹	5,35,53,280	5,56,68,641

32 Other expenses

	For the year ended 31-Mar-2021	For the year ended 31-Mar-2020
Advertising and sales promotion	3,98,33,583	2,29,41,864
Bank charges	17,56,587	15,79,759
Bad Debt	2,31,84,729	2,10,256
CSR Expenditure (Refer details below)	10,50,196	6,45,302
Deferred Revenue Expenditure Written Off	1,96,27,066	1,61,27,991
Director's sitting fees	1,19,900	5,69,200
Donation	6,13,357	20,25,190
Insurance	19,04,027	12,58,824
Miscellaneous expenses	3,54,008	50,962
Office Expenses	69,10,299	49,85,595
Payment to auditor (Refer details below)	11,35,650	9,25,390
Postage and Telephone	52,89,423	61,46,575
Printing and stationery	24,50,707	18,63,849
Professional Charges	1,60,03,976	1,82,31,454
Rent	1,01,41,515	43,01,112
Repairs and maintenance	87,06,266	54,82,811
Security charges	97,14,780	80,46,447
Tax and fee	71,11,564	29,17,902
Travelling and boarding	10,33,113	20,12,178
Water & Electricity	50,49,166	56,41,043
Loss on current investment due to market fluctuation	-	51,75,733
Total ₹	16,19,89,914	11,11,39,435

For ICL FINCORP LIMITED

Managing Director

For ICL FINCORP LIMITED

Whole Time Director

For ICL FINCORP LTD.

Chief Financial Officer



F 543

Payment to the auditor: (excluding tax)

as auditor
 for taxation matters
 for company law matters
 for management services
 for other services
 for reimbursement of expenses
Total ₹

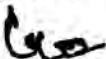
For the year ended 31-Mar-2021	For the year ended 31-Mar-2020
7,90,680	5,73,600
3,27,250	3,00,000
-	-
-	-
17,720	51,790
11,35,650	9,25,390

Corporate Social Responsibility Expenses

Gross amount to be spent during the year
 Amount spent during the year
 Construction / acquisition of any asset
 On purposes other than above

For the year ended 31-Mar-2021	For the year ended 31-Mar-2020
10,50,196	6,45,302
-	-
-	6,45,302

For ICL FINCORP LTD.


 Managing Director

For ICL FINCORP LIMITED


 Whole Time Director

For ICL FINCORP LTD.


 Chief Financial Officer


ICL Fincorp Limited
Notes to the consolidated financial statements for the year ended 31-March-2021
(All amounts are in Indian Rupees unless otherwise stated)
33 Income Tax

The components of income tax expense for the year ended 31 March 2021 and year ended 31 March 2020 are:

	For the year ended 31-Mar-2021	For the year ended 31-Mar-2020
Current tax	1,50,14,536	53,64,448
Adjustment in respect of current income tax of prior years	(28,536)	(2,47,410)
Deferred tax relating to origination and reversal of temporary differences	(7,36,974)	(18,83,106)
Total tax charge	1,42,49,026	32,33,932
Current tax	1,49,86,000	51,17,038
Deferred tax	(7,36,974)	(18,83,106)

Reconciliation of Income Tax expense:

	For the year ended 31-Mar-2021	For the year ended 31-Mar-2020
Accounting profit before tax as per Ind AS	4,22,02,825	77,65,436
Add/(Less) : Ind AS Adjustments on PBT	-	-
Accounting profit before tax for IT Computation	4,22,02,825	77,65,436
Allowances / Disallowances and other adjustments (Net)	1,64,20,075	1,22,43,370
Adjusted profit / (Loss) before tax for Income Tax	5,86,22,900	2,00,08,806

Current Tax as per Books

Tax at Normal Rate	1,46,79,686	52,91,793
Tax at Special Rate (Short Term Capital Gain Effective rate of 17.16%, March 2020: 17.16%, Long Term Capital Gain Effective rate of 22.56%, March 2020: 22.56%)	3,34,853	72,655
Adjustment of prior year tax and MAT Credit	1,50,14,536	53,64,448
Total Tax as given in Books	1,49,86,000	51,17,038
	1,50,14,536	53,64,448

For ICL Fincorp Limited-All India Statutory income tax rate of 25.17%, March 2020: 25.17%)

For Salem Erode Investments Limited -All India Statutory income tax rate of 26%, March 2020: 26%)

Deferred Tax

The following table shows deferred tax recorded in the balance sheet and changes recorded in the Income tax expense:

	Deferred Tax Assets	Deferred Tax Liabilities	Income Statement	OCI	Others
	31-Mar-21	31-Mar-21	2020-21	2020-21	2020-21
MAT Credit Entitlement	2,02,50,267	-	(1,42,104)	-	-
Depreciation	88,35,006	49,862	23,57,934	-	-
Impairment allowance for financial assets	2,08,085	23,66,987	(25,08,002)	-	-
Remeasurement gain/ (loss) on defined benefit plan	4,45,378	-	-	6,23,500	-
Provisions	21,73,981	-	10,93,679	-	-
Financial assets measured at amortised cost	-	-	(1,91,418)	-	-
Other temporary differences	75,504	4,455	(15,218)	-	-
Total	3,19,88,221	24,21,304	5,94,871	6,23,500	-
Net Deferred tax liabilities as at 31 March, 2021	2,95,66,917	-	-	-	-

	Deferred Tax Assets	Deferred Tax Liabilities	Income Statement	OCI	Others
	31-Mar-20	31-Mar-20	2019-2020	2019-2020	2019-2020
MAT Credit Entitlement	2,03,92,371	-	-	-	-
Depreciation	64,27,210	-	6,85,109	-	-
Impairment allowance for financial assets	7,15,844	3,66,744	12,74,170	-	-
Remeasurement gain/ (loss) on defined benefit plan	-	1,78,122	-	(1,66,030)	-
Provisions	10,80,302	-	3,91,690	-	-
Financial assets measured at amortised cost	1,91,418	-	(49,138)	-	-
Other temporary differences	86,267	-	35,920	-	-
Total	2,88,93,412	5,44,866	23,37,751	(1,66,030)	-
Net Deferred tax liabilities as at 31 March, 2020	2,83,48,546	-	-	-	-

For ICL FINCORP LIMITED

Managing Director

For ICL FINCORP LIMITED

Whole Time Director

For ICL FINCORP LTD.

Chief Financial Officer



ICL Fincorp Limited

Notes to the consolidated financial statements for the year ended 31-March-2021

(All amounts are in Indian Rupees unless otherwise stated)

34 Earnings per equity share

The following reflects the profit and share data used in the basic and diluted EPS computations:

	For the year ended 31-Mar-2021	For the year ended 31- Mar-2020
Profit/(loss) after tax	2,79,53,799	45,31,505
Less : Dividends on convertible preference shares & tax thereon	-	-
Net profit/(loss) for calculation of basic EPS	2,79,53,799	45,31,505
Net profit as above	2,79,53,799	45,31,505
Add : dividends on convertible preference shares & tax thereon	-	-
Add : interest on bonds convertible into equity shares (net of tax)	-	-
Net profit/(loss) for calculation of diluted EPS (A)	2,79,53,799	45,31,505
 Weighted average number of equity shares in calculating basic EPS (B)	 4,43,34,952	 3,84,49,965
 Effect of dilution:		
Convertible preference shares	-	-
Weighted average number of equity shares in calculating diluted EPS (C)	4,43,34,952	3,84,49,965
 Earnings Per Share (A/B)	 0.63	 0.12
(Basic)		
Earnings Per Share (A/C)	0.63	0.12
(Diluted)		
Par value per share	10.00	10.00

For ICL FINCORP LIMITED

Managing Director

For ICL FINCORP LIMITED

Whole Time Director

For ICL FINCORP LTD

Chief Financial Officer



ICL Fincorp Limited**Notes to the consolidated financial statements for the year ended 31-March-2021***(All amounts are in Indian Rupees unless otherwise stated)***35 Retirement Benefit Plan****Defined Contribution Plan**

The Company makes Provident Fund and Employee State Insurance Scheme contributions which are defined contribution plans, for qualifying employees. Under the Schemes, the Company is required to contribute a specified percentage of the payroll costs to fund the benefits. The Company recognized ₹101,76,578/- (Previous Year: ₹86,76,508/-) for Provident Fund contributions and ₹36,48,957/- (Previous Year: ₹37,17,516/-) for Employee State Insurance Scheme contributions in the Statement of Profit and Loss. The contributions payable to these plans by the Company are at rates specified in the rules of the Schemes.

Defined Benefit Plan

The Company has a defined benefit gratuity plan. Every employee who has completed five years or more of service gets a gratuity on departure at 15 days salary (last drawn salary) for each completed year of service.

1) Gratuity

Actuarial assumptions	ICL FINCORP LIMITED	SALEM ERODE INVESTMENTS LIMITED
Mortality table	IALM 2012-14 Ult	IALM 2012-14 Ult
Normal retirement Age (years)	65 Years	65 Years
Employee Turnover	21% p.a upto age 50 thereafter 3%	21% p.a upto age 50 thereafter 3%
Discount rate	6.0%	6.6%
Basic salary increases allowing for Price inflation	5%	5%
Formula used	Projected unit credit Method with control period of one year	Projected unit credit Method with control period of one year

Changes in fair value of plan assets

Not applicable as scheme is unfunded

Funded status

Not applicable as scheme is unfunded

Table 1

Reconciliation of PBO	ICL FINCORP LIMITED	SALEM ERODE INVESTMENTS LIMITED
Projected Benefit Obligation at Beginning of Year	42,92,365	-
Current Service Cost	21,57,597	21,425
Interest Cost	4,67,622	1,553
Contributions by plan participants	-	-
Actuarial (Gain)/Loss due to change in assumptions and experience deviation	17,69,620	-
Foreign currency exchange rate changes on plans measured in a currency different from the enterprise's reporting currency	-	-
Benefits Paid	(49,327)	-
Past service cost	-	-
Amalgamations	-	-
Curtailments	-	-
Settlements	-	-
Projected Benefit Obligation at End of Year	86,37,877	22,978

For ICL FINCORP LIMITED

Managing Director

For ICL FINCORP LIMITED

Whole Time Director

For ICL FINCORP LTD.

Chief Financial Officer



35 Retirement Benefit Plan(Contd)

Table 2

Plan Asset at Fair Value	ICL FINCORP LIMITED	SALEM ERODE INVESTMENTS LIMITED
Plan Asset at beginning of year	-	-
Foreign currency exchange rate changes on plans measured in a currency different from the enterprise's reporting currency	-	-
Expected Return on Plan Asset	-	-
Employer Contribution	49,327	49,327
Employee Contribution	-	-
Benefit Payments	(49,327)	(49,327)
Asset Gain / (Loss)	-	-
Amalgamations	-	-
Settlements	-	-
Ending Asset	-	-
Total actuarial gain/(loss) to be recognised in Other Compr. Income	(17,69,620)	(17,69,620)

Table 3

Amount to be Recognised in Balancesheet:	ICL FINCORP LIMITED	SALEM ERODE INVESTMENTS LIMITED
Projected Benefit Obligation at End of year	86,37,877	22,978
Ending Asset	-	-
Funded Status asset / (liability)	(86,37,877)	(22,978)
Unrecognised past service cost - non vested benefits (-)	-	-
Liability(-)/Asset(+) recognised in Balance Sheet	(86,37,877)	(22,978)

Table 4

Statement of Profit/Loss	ICL FINCORP LIMITED	SALEM ERODE INVESTMENTS LIMITED
Current service cost	21,57,597	21,425
Interest cost	4,67,622	1,553
Expected return of plan asset	-	-
Curtailment cost	-	-
Net actuarial (gain)/loss to be recognised in year	-	-
Past Service Cost Recognised	-	-
Effect of Curtailments	-	-
Income (-)/Expense(+) recognised in the statement	26,25,219	22,978
Current Liability	11,37,812	50
Non-Current Liability	75,00,065	22,928

For ICL FINCORP LIMITED

Managing Director

For ICL FINCORP LIMITED

Whole Time Director

For ICL FINCORP LTD.

Chief Financial Officer



35 Retirement Benefit Plan(Contd)

Table 5

Further Reconciliation	ICL FINCORP LIMITED	SALEM ERODE INVESTMENTS LIMITED
Expenses As above	26,25,219	22,928
Less ERContrib/Direct ben paid	(49,327)	-
Less included in OCI	17,69,620	-
Balance to be recognised in P&L	43,45,512	22,928
Increase in Funded Status	(43,45,512)	(22,928)
Actual gain/(loss) due to assumption changes	(5,80,714)	-
Experience adjustments[Gain/(Loss)]:Liability	(11,88,906)	-
Total Actl gain/(loss) : liability	(17,69,620)	-
Asset gain / (loss)	-	-
Total gain / (loss)	(17,69,620)	-

Table 6

Amounts recognised in Other Comprehensive Income	ICL FINCORP LIMITED	SALEM ERODE INVESTMENTS LIMITED
Actual gain/(loss) due to assumption changes	(5,80,714)	-
Experience adjustments[Gain/(Loss)]:Liability	(11,88,906)	-
Total Actl gain/(loss) on liability side	(17,69,620)	-
Asset gain / (loss)	-	-
Total to be recognised in OCI for the year	(17,69,620)	-
Total b/f balance [gains/(loss)]	-	-
Total recognised in OCI at EoY	(17,69,620)	-

Table 7

Sensitivity Analysis (Proj.Ben. Obligations)	ICL FINCORP LIMITED	SALEM ERODE INVESTMENTS LIMITED
Current year basis	86,37,887	22,978
Last years basis	80,57,163	-
Discount rate increased by 0.25%	85,15,568	22,139
Discount rate decreased by 0.25%	87,63,506	23,861
Salary Escalation rate increased by 2%	93,89,773	31,335
Salary Escalation rate decreased by 2%	79,29,686	17,347
Employee Turnover rate increased by 2%	83,68,585	22,286
Employee Turnover rate decreased by 2%	88,93,776	23,602

Table 8

Categories of Plan Assets	ICL FINCORP LIMITED	SALEM ERODE INVESTMENTS LIMITED
Government of India Securities	0%	0%
High quality corporate bonds	0%	0%
Equity shares of listed companies	0%	0%
Property	0%	0%
Funds managed by Insurer	0%	0%

For ICL FINCORP LIMITED


Managing Director

For ICL FINCORP LIMITED


Whole Time Director

For ICL FINCORP LTD.


Chief Financial Officer



35 Retirement Benefit Plan (Contd)

Table 9

Details of experience adjustment on plan assets and liabilities	ICL FINCORP LIMITED	SALEM ERODE INVESTMENTS LIMITED
F Y 2022	11,37,812	50
F Y 2023	9,24,476	52
F Y 2024	9,82,806	55
F Y 2025	9,81,724	58
F Y 2026	9,50,406	62
F Y 2027-2031	44,37,110	9,979

Salem Erode Investments Limited:-

The application of Payment of Gratuity Act comes into operation for the company in this reporting period (ie. the statutory limit of ten number of employees has increased during the year). Hence the management has fulfilled the criteria of Payment of Gratuity Act and has applied the policy pursuant to IND AS 19.

For ICL FINCORP LIMITED


Managing Director

For ICL FINCORP LIMITED


Whole Time Director

For ICL FINCORP LTD


Chief Financial Officer



36 Maturity Analysis Of Assets And Liabilities

The table below shows an analysis of assets and liabilities analysed according to when they are expected to be recovered or settled. With regard to loans and advances to customers, the Company uses the same basis of expected repayment behaviour as used for estimating the EIR.

	As at 31-Mar-2021			As at 31-Mar-2020		
	Within 12 Months	After 12 Months	Total	Within 12 Months	After 12 Months	Total
Assets						
Financial Assets						
Cash and Cash Equivalents	11,03,53,654	-	11,03,53,654	15,21,33,182	-	15,21,33,182
Bank Balances other than above	1,01,74,939	-	1,01,74,939	36,57,614	-	36,57,614
Loans	2,87,42,29,376	14,21,97,433	3,01,64,26,809	2,39,36,36,752	10,07,90,145	2,49,44,26,897
Investments	2,82,64,151	-	2,82,64,151	87,17,703	-	87,17,703
Other Financial Asset	17,77,36,568	1,38,73,114	19,16,09,682	13,94,84,412	1,78,71,057	15,73,55,469
Total (A)	3,20,07,58,688	15,60,70,547	3,35,68,29,234	2,69,76,29,663	11,86,61,202	2,81,62,90,866
Non-Financial Assets						
Current tax assets (net)	3,31,23,975	-	3,31,23,975	1,59,77,816	-	1,59,77,816
Deferred tax assets (net)	-	2,95,66,917	2,95,66,917	-	2,83,48,546	2,83,48,546
Property, Plant and Equipment	-	12,26,45,629	12,26,45,629	-	10,67,15,951	10,67,15,951
Capital work in progress	-	71,49,140	71,49,140	-	68,36,786	68,36,786
Right-of-Use Asset	2,72,56,751	1,17,62,607	3,90,19,358	20,55,566	4,66,86,686	4,87,42,252
Goodwill	-	4,47,86,258	4,47,86,258	-	4,77,96,409	4,77,96,409
Other Intangible assets	-	26,88,471	26,88,471	-	23,84,565	23,84,565
Other Non-Financial Asset	6,10,08,614	5,00,31,486	11,10,40,100	8,30,13,884	2,59,99,075	10,90,12,959
Total (B)	12,13,89,341	26,86,30,508	39,00,19,849	10,10,47,266	26,47,68,017	36,58,15,283
Total Assets (A+B)	3,32,21,48,028	42,47,01,055	3,74,68,49,083	2,79,86,76,929	38,34,29,219	3,18,21,06,149
Liabilities and Equity						
Financial Liabilities						
Trade payables						
(A) total outstanding dues of micro enterprises and small enterprises; and	11,24,570	-	11,24,570	5,22,475	-	5,22,475
(B) total outstanding dues of creditors other than micro enterprises and small	77,53,821	-	77,53,821	52,96,329	-	52,96,329
Debt Securities	2,17,27,67,000	-	2,17,27,67,000	71,03,75,000	98,68,20,000	1,69,71,95,000
Borrowings	1,10,53,473	-	1,10,53,473	47,23,458	99,19,298	1,46,42,756
Subordinate Liabilities	37,99,02,000	-	37,99,02,000	9,93,93,000	30,92,67,000	40,86,60,000
Lease Liability	1,88,03,615	1,76,22,773	3,65,06,388	37,21,313	4,04,43,272	4,41,64,585
Other financial liabilities	14,43,41,055	15,97,47,730	30,40,88,785	10,25,83,501	11,71,23,366	21,97,06,867
Total (C)	2,73,58,25,534	17,73,70,502	2,91,31,96,036	92,66,15,075	1,46,35,72,936	2,39,01,88,011
Non-Financial Liabilities						
Provisions	2,76,63,920	86,60,855	3,63,24,775	1,79,90,660	42,92,365	2,22,83,025
Other non-financial liabilities	1,08,67,946	-	1,08,67,946	99,20,714	-	99,20,714
Total (D)	3,85,31,866	86,60,855	4,71,92,721	2,79,11,374	42,92,365	3,22,03,739
Total Liabilities (C+D)	2,77,43,57,400	18,60,31,357	2,96,03,88,757	95,45,26,449	1,46,78,65,301	2,42,23,91,750
Net	54,77,90,628	23,86,69,698	78,64,60,326	1,84,41,50,480	(1,08,44,36,081)	75,97,14,399

37 Change In Liabilities Arising From Financing Activities

Particulars	As at 31-Mar-2020	Cash Flows	Other	As at 31-Mar-2021
Debt Securities	1,69,71,95,000	47,55,72,000	-	2,17,27,67,000.00
Borrowings	1,46,42,756	(35,89,283)	-	1,10,53,473.23
Subordinate Liabilities	40,86,60,000	(2,87,58,000)	-	37,99,02,000.00
Total	2,12,04,97,756	44,32,24,717	-	2,56,37,22,473.23

For ICL FINCORP LIMITED

Managing Director

For ICL FINCORP LIMITED

Whole Time Director

For ICL FINCORP LTD.

Chief Financial Officer



ICL Fincorp Limited

Notes to the consolidated financial statements for the year ended 31-March-2021

(All amounts are in Indian Rupees unless otherwise stated)

38 Related party transactions

Names of related parties

Relationship	Name of the party
Key Management Personnel	Mr. Anilkumar K G (Managing Director) Ms. Umadevi Anilkumar (Whole Time Director) Ms. Karthika Pottekkatt Surendranath (CS) (Resigned on 30/09/2020) Mr. Prasanjith Kumar (CS) (Appointed on 09.12.2020) Mr. Subramanian R (CFO) Mr. Sajish Gopalan (Independent Director) Mr. Nadarajan (Independent Director) Mr. Sudhakaran Polassery (Director) (Resigned on 07/03/2020) Mr. Saseendran Veliyath (Independent Director) (Resigned on 17/02/2020) Mr. Shinto Stanley (Independent Director) Mr. Wilson K K (Director) Ms. Manisha Menon (CS) (Appointed on 11/6/2020) Mr. Thainakathu Govindankutty Babu (Independent Director) Mr. Sreejith Surendran Pillai (Non-Executive Director (Additional)) (Appointed as on 28/11/2020)
Subsidiary/Associates / Enterprises owned or significantly influenced by key management personnel or their relatives	Salem Erode Investments Limited ICL Tours And Travels Private Limited ICL Chits Limited ICL Nidhi Limited ICL Medilab Private Limited Snow View Tex Collections Private Ltd Kichappu Entertainments Amaljith A Menon (Son of K G Anilkumar and Umadevi Anilkumar) Pankajakshy (Mother of Umadevi Anilkumar)

Particulars	Key Management Personnel/Directors	
	31-Mar-21	31-Mar-20
Balance outstanding at the period end:		
<u>Loan from Directors</u>	13,08,401	31,17,188
K G Anilkumar		
Balance outstanding at the beginning	24,07,209	2,46,63,794
Amount Accepted	7,65,63,962	1,20,69,760
Amount Repaid	7,76,96,232	3,43,26,345
Balance outstanding at the period end	12,74,939	24,07,209
Umadevi Anilkumar		
Balance outstanding at the beginning	7,09,979	4,48,290
Amount Accepted	3,54,203	6,63,349
Amount Repaid	10,30,720	4,01,660
Balance outstanding at the period end	33,462	7,09,979
<u>Property Loan including Interest receivable from Directors</u>	9,68,16,994	6,85,48,973
K G Anilkumar		
Balance outstanding at the beginning	6,85,48,973	6,74,68,904
Amount Advanced	3,46,00,000	
Interest Accrued	1,22,94,512	98,39,239
Amount Repaid	1,86,26,491	87,59,170
Balance outstanding at the period end	9,68,16,994	6,85,48,973

For ICL FINCORP LIMITED

Managing Director

For ICL FINCORP LIMITED

Whole Time Director

For ICL FINCORP LTD.

Chief Financial Officer




ICL Fincorp Limited
Notes to the consolidated financial statements for the year ended 31-March-2021
(All amounts are in Indian Rupees unless otherwise stated)
38 Related party transactions
Names of related parties

Relationship	Name of the party
Key Management Personnel	Mr. Anilkumar K G (Managing Director) Ms. Umadevi Anilkumar (Whole Time Director) Ms. Karthika Pottekkatt Surendranath (CS) (Resigned on 30/09/2020) Mr. Prasanjith Kumar (CS) (Appointed on 09.12.2020) Mr. Subramanian R (CFO) Mr. Sajish Gopalan (Independent Director) Mr. Nadarajan (Independent Director) Mr. Sudhakaram Polassery (Director) (Resigned on 07/03/2020) Mr. Saseendran Vellyath (Independent Director) (Resigned on 17/02/2020) Mr. Shinto Stanley (Independent Director) Mr. Wilson K K (Director) Ms. Manisha Menon (CS) (Appointed on 11/6/2020) Mr. Thalinakathu Govindankurty Babu (Independent Director) Mr. Sreejith Surendran Pillai (Non-Executive Director (Additional))(Appointed as on 28/11/2020)
Subsidiary/Associates / Enterprises owned or significantly influenced by key management personnel or their relatives	Salem Erode Investments Limited ICL Tours And Travels Private Limited ICL Chits Limited ICL Nidhi Limited ICL Medilab Private Limited Snow View Tex Collections Private Ltd Kichappu Entertainments Amaljith A Menon (Son of K G Anilkumar and Umadevi Anilkumar) Pankajaksby (Mother of Umadevi Anilkumar)

Particulars	Key Management Personnel/Directors	
	31-Mar-21	31-Mar-20
Balance outstanding at the period end:		
<u>Loan from Directors</u>	13,08,401	31,17,188
K G Anilkumar		
Balance outstanding at the beginning	24,07,209	2,46,63,794
Amount Accepted	7,65,63,962	1,20,69,760
Amount Repaid	7,76,96,232	3,43,26,345
Balance outstanding at the period end	12,74,939	24,07,209
Umadevi Anilkumar		
Balance outstanding at the beginning	7,09,979	4,48,290
Amount Accepted	3,54,203	6,63,349
Amount Repaid	10,30,720	4,01,660
Balance outstanding at the period end	33,462	7,09,979
<u>Property Loan including Interest receivable from Directors</u>	9,68,16,994	6,85,48,973
K G Anilkumar		
Balance outstanding at the beginning	6,85,48,973	6,74,68,904
Amount Advanced	3,46,00,000	
Interest Accrued	1,22,94,512	98,39,239
Amount Repaid	1,86,26,491	87,59,170
Balance outstanding at the period end	9,68,16,994	6,85,48,973


For ICL FINCORP LIMITED


 Managing Director

For ICL FINCORP LIMITED


 Whole Time Director

For ICL FINCORP LTD.


 Chief Financial Officer


38 Related party transactions (contd.)

Particulars	Key Management Personnel/Directors	
	31-Mar-21	31-Mar-20
<u>Debt Outstanding</u>	2,66,000	8,90,000
K G Anilkumar	1,10,000	
Umadevi Anilkumar	1,56,000	8,90,000
<u>Debt Accepted</u>	43,08,26,000	30,96,64,000
K G Anilkumar	43,08,26,000	30,96,64,000
<u>Subordinate Debt Outstanding</u>	1,83,15,000	4,50,69,000
K G Anilkumar	1,53,40,000	3,62,15,000
Umadevi Anilkumar	29,75,000	88,54,000
<u>Subordinate Debt Accepted</u>	-	1,85,50,000
K G Anilkumar	-	
Umadevi Anilkumar	-	1,85,50,000
<u>Subscription to Equity Shares including premium</u>	-	4,02,85,000
K G Anilkumar	-	3,52,85,000
Umadevi Anilkumar	-	50,00,000
<u>Interest payable on Subordinate Debt</u>	51,70,149	1,30,88,562
K G Anilkumar	41,19,991	92,80,021
Umadevi Anilkumar	10,50,158	38,08,541
<u>Interest payable on Debt</u>	8,062	54,854
K G Anilkumar	936	
Umadevi Anilkumar	7,126	54,854
<u>Rent Payable</u>	37,000	17,860
Umadevi Anilkumar	37,000	17,860
Income recorded in the books:	1,22,94,512	98,39,239
K G Anilkumar	1,22,94,512	98,39,239
Expenses recorded in the books:		
<u>Remuneration to Directors</u>	1,40,00,000	57,61,251
K G Anilkumar	95,00,000	36,00,000
Umadevi Anilkumar	45,00,000	18,00,000
Raghu Mohan N	-	3,61,251
<u>Remuneration to others</u>	21,56,921	37,62,064
Prasanjit Kumar Baul (CS)	3,98,214	
Karthika P S (CS)	3,43,452	2,39,033
Nandhini Vijayaragavan (CS)	-	5,61,418
Subramanian R (CFD)	9,72,938	9,30,000
Manisha Menon (CS)	4,42,317	
Arindam Saha (CFD)	-	5,74,300
Bela Parakh (CS)	-	1,47,150
Ashok Kumar Hamirbasia (MD)	-	13,02,833
Himanshu Maheshwari (CS)	-	7,330

For ICL FINCORP LIMITED

Managing Director

For ICL FINCORP LIMITED

Whole Time Director

For ICL FINCORP LTD.

Chief Financial Officer




38 Related party transactions (contd.)

Particulars	Key Management Personnel/Directors	
	31-Mar-21	31-Mar-20
<u>Interest on Debenture</u>	73,495	2,48,888
K G Anilkumar	4,055	96,000
Umadevi Anilkumar	69,440	1,52,888
<u>Interest on Subordinate Debt</u>	78,03,158	55,62,785
K G Anilkumar	63,84,898	40,69,921
Umadevi Anilkumar	14,18,260	14,92,864
<u>Sitting Fees paid to Directors (Excluding GST)</u>	1,10,000	5,00,000
Sajish Gopalan	20,000	1,00,000
Nadarajan	10,000	90,000
Ramasamy Subramanian	-	20,000
Wilson K K	35,000	1,10,000
Sudhakaran Polassery	-	40,000
Saseendaran V	-	1,00,000
Shinto Stanly	35,000	40,000
Sreejith Surendran Pillai	10,000	-
<u>Rent</u>	5,10,000	2,38,140
Umadevi Anilkumar	5,10,000	2,38,140

Particulars	Subsidiary/Associates / Enterprises owned or significantly influenced by key management personnel or their relatives	
	31-Mar-21	31-Mar-20
<u>Advances with Interest receivables from Sister Concerns</u>	5,07,79,501	6,58,03,956
ICL Chits Limited		
Balance outstanding at the beginning	1,99,22,887	2,17,06,451
Amount Advanced	-	-
Interest accrued	27,49,993	29,16,436
Amount Repaid	1,25,00,000	47,00,000
Balance outstanding with Interest Receivable at the period end	1,01,72,880	1,99,22,887
ICL Tours & Travels Private Limited		
Balance outstanding at the beginning	4,58,81,068	7,20,28,778
Amount Advanced	-	-
Interest accrued	58,41,216	94,52,290
Amount Repaid	1,11,15,664	3,56,00,000
Balance outstanding with Interest Receivable at the period end	4,06,06,620	4,58,81,068

For ICL FINCORP LIMITED


Managing Director

For ICL FINCORP LIMITED


Whole Time Director

For ICL FINCORP LTD.


Chief Financial Officer



38 Related party transactions (contd.)

Particulars	Subsidiary/Associates / Enterprises owned or significantly influenced by key management personnel or their relatives	
	31-Mar-21	31-Mar-20
Income recorded in the books:	85,91,210	1,23,68,726
ICL Chits Limited	27,49,993	29,16,436
ICL Tours & Travels Private Limited	58,41,217	94,52,290

Particulars	Relatives of key management personnel/directors	
	31-Mar-21	31-Mar-20
<u>Debt Outstanding</u>	1,00,000	3,00,000
Amaljith A Menon	-	3,00,000
Pankajakshy	1,00,000	-
<u>Debt Accepted</u>	48,61,62,000	33,73,03,000
Pankajakshy	48,61,62,000	33,73,03,000
<u>Subordinate Debt Outstanding</u>	2,20,000	6,20,000
Amaljith A Menon	2,20,000	6,20,000
<u>Subordinate Debt Accepted</u>	5,00,000	62,00,000
Pankajakshy	5,00,000	62,00,000
<u>Subscription to Equity Shares including premium</u>	-	10,00,000
Amaljith A Menon	-	10,00,000
<u>Interest payable on Subordinate Debt</u>	88,739	66,069
Amaljith A Menon	88,739	66,069
<u>Interest payable on Debt</u>	685	64,795
Amaljith A Menon	-	64,795
Pankajakshy	685	-
<u>Interest on Debt</u>	6,884	46,851
Amaljith A Menon	-	46,851
Pankajakshy	6,884	-
<u>Interest on Subordinate Debt</u>	65,731	87,380
Amaljith A Menon	65,731	87,380

Note:

a) Related parties have been identified on the basis of declaration received by the management and other records available

b) The remuneration to the key managerial personnel does not include the provisions made for gratuity, as they are determined on actuarial basis for the company as a whole.

For ICL FINCORP LIMITED


Managing Director

For ICL FINCORP LIMITED


Whole Time Director

For ICL FINCORP LTD.


Chief Financial Officer



ICL Fincorp Limited

Notes to the consolidated financial statements for the year ended 31-March-2021
(All amounts are in Indian Rupees unless otherwise stated)

32 Statement of Net Assets, Profit and Loss and Other Comprehensive Income attributable to Owners and Non Controlling Interest

Particulars	Net Assets,i.e total assets minus total liability		Share in profit and loss		Share in Other comprehensive income		Share in Total comprehensive income	
	As % of consolidated net assets	Amount	As % of consolidated profit and loss	Amount	As % of consolidated other comprehensive income	Amount	As % of Total comprehensive income	Amount
ICL Fincorp Ltd	92.28	72,57,37,612	88.20	2,46,56,296	100	(11,46,120)	87.70	2,35,10,176
Subsidiaries								
Salem Erode Investments Limited	7.72	6,07,22,714	11.80	32,97,503	-	-	12.30	32,97,503
Total	100.00	78,64,60,326	100.00	2,79,53,799	100.00	(11,46,120)	100.00	2,68,07,679

For ICL FINCORP LIMITED


Managing Director

For ICL FINCORP LIMITED


Whole Time Director

For ICL FINCORP LTD.


Chief Financial Officer



ICL Fincorp Limited**Notes to the consolidated financial statements for the year ended 31-March-2021****(All amounts are in Indian Rupees unless otherwise stated)****40 Goodwill on Consolidation**

Goodwill on consolidation represents the excess purchase consideration paid over value of net assets of acquired subsidiaries on the date of such acquisition. Such goodwill is tested for impairment annually or more frequently, if there are indicators for impairment. The Management does not foresee any risk of impairment on the carrying value of goodwill as at 31 March, 2021

41 Business Combination**Summary of acquisition**

As at February 17,2020 the Holding Company acquired 76.03% equity shares in Salem Erode Investments Limited,a NBFC

The assets and liabilities recognised as a result of the acquisition are as follows:

Particulars	Amount
Assets	
Cash and Cash Equivalents	44,946
Bank Balance other than above	20,71,39,160
Loans	6,46,959
Investments	71,49,875
Current tax assets	1,58,49,750
Deferred tax assets	2,17,54,080
Other Non-Financial Assets	44,54,676
	25,70,39,446
Liabilities	
Other Financial Liabilities	46,335
Current tax Liabilities	1,69,37,998
Other Non Financial Liabilities	5,47,300
	1,75,31,633
Net Assets acquired	23,95,07,813
Calculation of gain/(loss) on acquisition	
Purchase consideration paid	22,98,94,199
Non-Controlling interest in Salem Erod Investment Limited	5,74,10,023
Less:Net identifiable assets acquired	23,95,07,813
Less:Inter-company eliminations	-
Goodwill	4,77,96,409

For ICL FINCORP LIMITED


 Managing Director

For ICL FINCORP LIMITED


 Whole Time Director

For ICL FINCORP LTD.


 Chief Financial Officer

ICL Fincorp Limited
Notes to the consolidated financial statements for the year ended 31-March-2021
(All amounts are in Indian Rupees unless otherwise stated)

42 Draw Down From Reserves

Details of Draw down from reserves, if any, are provided in Statement of Changes in Equity to these financial statements.

43 Additional Disclosures As Required By The Reserve Bank Of India

	As at 31-Mar-2021	As at 31-Mar-2020
Total Gold loan portfolio	2,81,63,72,274	2,31,18,86,891
Total Assets	3,74,68,49,083	3,18,21,06,149
Gold loan portfolio as a percentage of total assets	75%	73%

44 Details of Auction held during the year

	As at 31-Mar-2021	As at 31-Mar-2020
No. of Loan accounts	2,373	2,159
Principal amount Outstanding at the dates of auction(A)	6,93,05,333	6,41,13,920
Interest and Other charges Outstanding at the dates of auction(B)	3,79,60,814	3,50,60,050
Total(A+B)	10,72,66,147	9,91,73,970
Value fetched*	10,37,86,769	9,53,56,073

*excluding GST / Sales tax collected from the buyer.

No sister concerns participated in the auctions held during the period.

45 Contingent Liabilities, Commitments And Contracts

	As at 31-Mar-2021	As at 31-Mar-2020
I. Contingent Liabilities		
Claims against the company not acknowledged as debts		
Demand from Income Tax Department on account of TDS default*	1,06,605	Nil
Guarantees	Nil	Nil
Other money for which the company is contingently liable	Nil	Nil
II. Commitments		
Estimated amounts of contracts remaining to be executed on capital account and not provided for.#	19,63,000	84,45,500
Uncalled liability on shares and other investments partly paid	Nil	Nil
Other commitments	Nil	Nil

*The Income Tax Department has raised demand of ₹3,06,605/- on account of TDS default. This happens due to clerical error in quarterly TDS return and the company proposes to revise the return to abolish errors. Since the company doesn't expect any liability after revising the return, no provision has been made in the books of accounts of the company.

Balance amount payable to S and A associates as per the Agreement for a construction work executed on 7th September 2019.

46 Expenditure In Foreign Currency

	As at 31-Mar-2021	As at 31-Mar-2020
Expenditure in foreign currency	Nil	Nil

47 Utilisation of proceeds

During the period, the Company has raised ₹ 1,98,00,00/- (Previous Year: Nil) by way of preference shares ₹122,48,63,000/- (Previous Year: ₹96,28,10,000/-) by way of secured non-convertible debentures and ₹ 5,10,35,000/- (Previous Year: ₹18,97,60,000) by way of subordinated debts and the same has been utilised to meet the working capital requirements of the Company.

For ICL FINCORP LIMITED

Managing Director

For ICL FINCORP LIMITED

Whole Time Director

For ICL FINCORP LTD.

Chief Financial Officer



48 Fraud

During the year there have been certain instances of fraud on the Company by employees, where gold loan related misappropriations have occurred for amounts aggregating ₹2,26,38,960/- and the same is charged to Statement of Profit and Loss as bad debt. The Company is in the process of recovering these amounts from the employees and has initiated necessary legal actions against the employees.

49 Capital Management

The Company's policy is to maintain a strong capital base so as to maintain investor, creditor and market confidence and to sustain future development of the business. The Company has adequate cash and cash equivalents. The company monitors its capital by a careful scrutiny of the cash and cash equivalents, and a regular assessment of any debt requirements. In the absence of any debt, the maintenance of debt equity ratio etc. may not be of any relevance to the Company.

50 Disclosure based on RBI notification dated 17 April 2020 on Covid-19 regulatory package- Asset classification and provisioning

Particulars	Amount
(i) Respective amounts in SMA/overdue categories, where the moratorium/deferment was extended	Nil
(ii) Respective amount where asset classification benefits is extended.	Nil
(iii) Provisions made during the Q4 FY2020 and Q1 FY2021	Nil
(iv) Provisions adjusted during the respective accounting periods against slippages and the residual provisions	Nil

Details of resolution plan implemented under the resolution framework for Covid-19 related stress as per RBI circular dated August 6, 2020 are given below:

Type of borrower	(A) Number of accounts where resolution plan has been implemented under this window	(B) exposure to accounts mentioned at (A) before implementation of the plan	(C) Of (B), aggregate amount of debt that was converted in to other securities	(D) Additional funding sanctioned, if any, including between invocation of the plan and implementation	(E) Increase in provisions on account of the implementation of the resolution plan
Personal Loans	-	-	-	-	-
Corporate Persons	-	-	-	-	-
Of which MSMEs	-	-	-	-	-
Others	-	-	-	-	-
Total	-	-	-	-	-

51 COVID

The COVID-19 pandemic has been rapidly spreading throughout the world, including India. Governments around the world have been taking significant measures to curb the spread of the virus including imposing mandatory lockdowns and restriction in activities.

Management believes that it has taken into account the possible impacts of known events arising from COVID-19 pandemic in the preparation of the financial results including but not limited to its assessment of Company's liquidity and going concern and various estimates in relation to the financial results captions up to the date of adoption of Statement by the Board of Directors.

52 Comparatives

Previous year figures have been regrouped/reclassified, wherever considered necessary, to conform to this period's classification.

As per our report of even date

For Mohandas & Associates

Chartered Accountants

ICAI Firm Reg No: 02116605

Mohandas A

[Partner]

Membership no: 036726

Place: Thrissur

Date: 13th August, 2021

For and on behalf of the board of directors of

ICL Fincorp Limited

K G Anilkumar

(Managing Director) (Whole Time Director)

(DIN:00766733) (DIN:06434467)

Natarajan R

[Chief Financial Officer]

Place: Irinjalakuda

Date: 13th August, 2021

ICL FINCORP LIMITED

*STANDALONE FINANCIAL STATEMENTS FOR THE YEAR
ENDED 31st MARCH, 2021*



MOHANDAS & ASSOCIATES

CHARTERED ACCOUNTANTS

IIIrd Floor, "Sree Residency"

Press Club Road, Thrissur - 1.

☎ : 0487 - 2333124, 2321290

Email : ma.auditors@gmail.com

Our Ref.

To

**The Board of Directors of
ICL FINCORP LIMITED**

1. We have audited the attached Standalone Balance Sheet of **ICL FINCORP LIMITED** as at 31st March, 2021 and also the Standalone Statement of profit and loss (including Other Comprehensive Income) and the Standalone cash flow statement and the Standalone Statement of Changes in Equity for the year ended on that date annexed thereto and issued our audit opinion dated 13th August 2021 thereon. These financial statements are the responsibility of the Company's management. Our responsibility was to express an opinion on these financial statement based on our audit. Our audit was conducted in the manner specified in the audit report.
2. As required by the Non Banking Financial Companies Auditor's Report (Reserve Bank) Directions, 2016, issued by the Reserve Bank of India (the Bank) and amended from time to time (the Directions), based on our audit referred to in paragraph 1 above and based on the information and explanations given to us which to the best of our knowledge and belief were necessary for this purpose, we report hereunder on the matters specified in paragraph 3 and 4 of the Directions.
 - a) The Company is engaged in the business of Non Banking Financial Institution (NBFI) as defined in section 45-I(a) of the Reserve Bank of India Act, 1934 (the Act) during the year ended 31st March, 2021. With effect from 16th May, 2005, the Company is registered with the Bank as an NBFI without accepting public deposits vide Certificate of Registration ('CoR') number B-07.00437 dated 16th May, 2005 with the Bank.
 - b) Based on the asset/income pattern as on 31st March, 2021 determined by the Management in accordance with the audited financial statements for the year ended as on that date, and with reference to Non Banking Financial Company- Non-Systemically Important Non-Deposit taking Company (Reserve Bank) Directions, 2016, the Company is entitled to continue to hold such CoR;
 - c) The Company has met the required net owned fund requirement as laid down in Master Direction - Non-Banking Financial Company - Non-Systemically Important Non-Deposit taking Company (Reserve Bank) Directions, 2016.
 - d) The Board of Directors has passed a resolution on 30th June, 2020 for non acceptance of any public deposits.
 - e) The Company has not accepted any public deposits during the year and also does not hold any public deposit as on 31st March, 2021.
 - f) The Company has complied with the prudential norms relating to income recognition, accounting standards, asset classification and provisioning for bad & doubtful debts as applicable to it in terms of Non Banking Financial (Non Deposit Accepting or Holding) Companies Prudential Norms (Reserve Bank) Directions, 2007 during the year ended 31st March, 2021.



3. We have no responsibility to update this report for events and circumstances occurring after the date of our audit opinion mentioned in paragraph 1.
4. This report is issued solely for reporting on the matters specified in paragraph 3 and 4 of the Directions, to the Board of Directors and is not to be used or distributed for any other purpose.

Place: Thrissur
Date: 13th August, 2021

For Mohandas & Associates
Chartered Accountants
ICAI Firm Reg No: 02116S

Mohandas A
[Partner]

Membership No. 036726

UDIN: 21036726AAAAAMK8049





Our Ref.

MOHANDAS & ASSOCIATES

CHARTERED ACCOUNTANTS

IIIrd Floor, "Sree Residency"

Press Club Road, Thrissur - 1.

☎ : 0487 - 2333124, 2321290

Email : ma.auditors@gmail.com

Independent Auditor's Report

To the members of ICL Fincorp Limited

Report on the Audit of the Standalone financial statements

Opinion

We have audited the accompanying Standalone financial statements of **M/s. ICL Fincorp Limited** ("the Company") which comprises the Balance Sheet as at 31st March, 2021, the Statement of Profit and Loss (including Other Comprehensive Income), the Cash Flow Statement and the Statement of Changes in Equity for the period then ended, and a summary of the significant accounting policies and other explanatory information.

In our opinion and to the best of our information and according to the explanations given to us, the aforesaid standalone financial statements give the information required by the Companies Act, 2013 ("the Act") in the manner so required and give a true and fair view in conformity with the Indian Accounting Standards prescribed under section 133 of the Act read with the Companies (Indian Accounting Standards) Rules, 2015, as amended, ("Ind AS") and other accounting principles generally accepted in India, of the state of affairs of the Company as at 31st March, 2021, its profit, total comprehensive income, changes in equity and its cash flows for the year ended on that date.

Basis for Opinion

We conducted our audit of the Standalone financial statements in accordance with the Standards on Auditing specified under section 143(10) of the Act (SAs). Our responsibilities under those Standards are further described in the Auditor's Responsibility for the Audit of the Standalone financial statements section of our report. We are independent of the Company in accordance with the Code of Ethics issued by the Institute of Chartered Accountants of India (ICAI) together with the ethical requirements that are relevant to our audit of the Standalone financial statements under the provisions of the Act and the Rules made thereunder, and we have fulfilled our other ethical responsibilities in accordance with these requirements and the ICAI's Code of Ethics. We believe that the audit evidence obtained by us is sufficient and appropriate to provide a basis for our audit opinion on the Standalone financial statements.

Key audit matters

Key audit matters are those matters that, in our professional judgment, were of most significance in our audit of the Standalone financial statements of the current period. These matters were addressed in the context of our audit of the Standalone financial statements as a whole, and in forming our opinion thereon, and we do not provide a separate opinion on these matters.



Reporting of key audit matters as per SA 701, Key Audit Matters are not applicable to the Company as it is an unlisted company.

Information other than the financial statements and auditor's report thereon.

The Company's Board of Directors is responsible for the other information. The other information comprises the information included in the Management Discussion and Analysis, Board's Report, Business Responsibility Report, Corporate Governance and Shareholder's Information, but does not include standalone financial statements, consolidated financial statements and our auditor's report thereon.

- Our opinion on the Standalone financial statements does not cover the other information and we do not express any form of assurance conclusion thereon.
- In connection with our audit of the Standalone financial statements, our responsibility is to read the other information and, in doing so, consider whether the other information is materially inconsistent with the standalone financial statements or our knowledge obtained during the course of our audit or otherwise appears to be materially misstated.

If, based on the work we have performed, we conclude that there is a material misstatement of this other information; we are required to report that fact. We have nothing to report in this regard

Management's responsibility for the Standalone financial statements

The Company's Board of Directors is responsible for the matters stated in section 134(5) of the Act with respect to the preparation of these Standalone financial statements that give a true and fair view of the financial position, financial performance including other comprehensive income, cash flows and changes in equity of the Company in accordance with the Ind AS and other accounting principles generally accepted in India. This responsibility also includes maintenance of adequate accounting records in accordance with the provisions of the Act for safeguarding the assets of the Company and for preventing and detecting frauds and other irregularities; selection and application of appropriate accounting policies; making judgments and estimates that are reasonable and prudent; and design, implementation and maintenance of adequate internal financial controls, that were operating effectively for ensuring the accuracy and completeness of the accounting records, relevant to the preparation and presentation of the standalone financial statements that give a true and fair view and are free from material misstatement, whether due to fraud or error.

In preparing the standalone financial statements, Board of Directors is responsible for assessing the Company's ability to continue as a going concern, disclosing, as applicable, matters related to going concern and using the going concern basis of accounting unless management either intends to liquidate the Company or to cease operations, or has no realistic alternative but to do so.

Those Board of Directors are also responsible for overseeing the Company's financial reporting process.



Auditor's responsibility for the audit of the Standalone financial statements

Our objectives are to obtain reasonable assurance about whether the standalone financial statements as a whole are free from material misstatement, whether due to fraud or error, and to issue an auditor's report that includes our opinion. Reasonable assurance is a high level of assurance, but is not a guarantee that an audit conducted in accordance with SAs will always detect a material misstatement when it exists. Misstatements can arise from fraud or error and are considered material if, individually or in the aggregate, they could reasonably be expected to influence the economic decisions of users taken on the basis of these standalone financial statements.

As part of an audit in accordance with SAs, we exercise professional judgment and maintain professional skepticism throughout the audit. We also:

- Identify and assess the risks of material misstatement of the standalone financial statements, whether due to fraud or error, design and perform audit procedures responsive to those risks, and obtain audit evidence that is sufficient and appropriate to provide a basis for our opinion. The risk of not detecting a material misstatement resulting from fraud is higher than for one resulting from error, as fraud may involve collusion, forgery, intentional omissions, misrepresentations, or the override of internal control.
- Obtain an understanding of internal financial control relevant to the audit in order to design audit procedures that are appropriate in the circumstances. Under section 143(3)(i) of the Act, we are also responsible for expressing our opinion on whether the Company has adequate internal financial controls system in place and the operating effectiveness of such controls.
- Evaluate the appropriateness of accounting policies used and the reasonableness of accounting estimates and related disclosures made by the management.
- Conclude on the appropriateness of management's use of the going concern basis of accounting and, based on the audit evidence obtained, whether a material uncertainty exists related to events or conditions that may cast significant doubt on the Company's ability to continue as a going concern. If we conclude that a material uncertainty exists, we are required to draw attention in our auditor's report to the related disclosures in the standalone financial statements or, if such disclosures are inadequate, to modify our opinion. Our conclusions are based on the audit evidence obtained up to the date of our auditor's report. However, future events or conditions may cause the Company to cease to continue as a going concern.
- Evaluate the overall presentation, structure and content of the standalone financial statements, including the disclosures, and whether the standalone financial statements represent the underlying transactions and events in a manner that achieves fair presentation.

Materiality is the magnitude of misstatements in the standalone financial statements that, individually or in aggregate, makes it probable that the economic decisions of a reasonably knowledgeable user of the standalone financial statements may be influenced. We consider quantitative materiality and qualitative factors in (i) planning the scope of our audit work and in evaluating the results of our work; and (ii) to evaluate the effect of any identified misstatements in the standalone financial statements.

We communicate with those charged with governance regarding, among other matters, the planned scope and timing of the audit and significant audit findings, including any significant deficiencies in internal control that we identify during our audit.



We also provide those charged with governance with a statement that we have complied with relevant ethical requirements regarding independence, and to communicate with them all relationships and other matters that may reasonably be thought to bear on our independence, and where applicable, related safeguards.

From the matters communicated with those charged with governance, we determine those matters that were of most significance in the audit of the Standalone financial statements of the current period and are therefore the key audit matters. We describe these matters in our auditor's report unless law or regulation precludes public disclosure about the matter or when, in extremely rare circumstances, we determine that a matter should not be communicated in our report because the adverse consequences of doing so would reasonably be expected to outweigh the public interest benefits of such communication.

Report on Other Legal and Regulatory Requirements


1. As required by the Companies (Auditor's Report) Order, 2016("the Order") issued by the Central Government in terms of Section 143(11) of the Act, we give in "Annexure A" a statement on the matters specified in paragraphs 3 and 4 of the Order.
2. As required by Section 143(3) of the Act, based on our audit we report that:
 - a) We have sought and obtained all the information and explanations which to the best of our knowledge and belief were necessary for the purposes of our audit.
 - b) In our opinion, proper books of account as required by law have been kept by the Company so far as it appears from our examination of those books.
 - c) The Balance Sheet, the Statement of Profit and Loss including Other Comprehensive Income, the Cash Flow Statement and Statement of Changes in Equity dealt with by this Report are in agreement with the books of account.
 - d) In our opinion, the aforesaid standalone financial statements comply with the Ind AS specified under Section 133 of the Act.
 - e) On the basis of the written representations received from the directors as on March 31, 2021 taken on record by the Board of Directors, none of the directors is disqualified as on March 31st, 2021 from being appointed as a director in terms of Section 164(2) of the Act.
 - f) With respect to the adequacy of the internal financial controls over financial reporting of the Company and the operating effectiveness of such controls, refer to our separate Report in "Annexure B". Our report expresses an unmodified opinion on the adequacy and operating effectiveness of the Company's internal financial controls over financial reporting.
 - g) With respect to the other matters to be included in the Auditor's Report in accordance with the requirements of section 197(16) of the Act, as amended, In our opinion and to the best of our information and according to the explanations given to us, the remuneration paid by the Company to its directors during the period is in accordance with the provisions of section 197 of the Act.



h) With respect to the other matters to be included in the Auditor's Report in accordance with Rule 11 of the Companies (Audit and Auditors) Rules, 2014, as amended in our opinion and to the best of our information and according to the explanations given to us:

- i. The Company does not have any pending litigations which would impact its financial position.
- ii. The Company did not have any long-term contracts including derivative contracts for which there were any material foreseeable losses.
- iii. There were no amounts which were required to be transferred to the Investor Education and Protection Fund by the Company.

For Mohandas & Associates
Chartered Accountants
ICAI Firm Reg No: 02116S



Mohandas A
[Partner]

Membership No.036726

UDIN: 21036726AAAAMK8049

Place: Thrissur
Date: 13th August, 2021



Our Ref.

MOHANDAS & ASSOCIATES

CHARTERED ACCOUNTANTS

IIIrd Floor, "Sree Residency"

Press Club Road, Thrissur - 1.

☎ : 0487 - 2333124, 2321290

Email : ma.auditors@gmail.com

The Annexure A referred to in paragraph 1 under the heading "Report on other Legal and Regulatory Requirements" of our Report of even date to the members of the Company on the accounts of the company for the period ended 31st March, 2021.

On the basis of such checks as we considered appropriate and according to the information and explanation given to us during the course of our audit, we report that:

- i) a) The Company has maintained proper records showing full particulars, including quantitative details and situation of Property, Plant and Equipment.
- b) All the Property, Plant and Equipment have not been physically verified by the management during the period but there is a regular program of verification which, in our opinion, is reasonable having regard to the size of the company and nature of its assets. No material discrepancies were noticed on such verification.
- c) In our opinion and according to the information and explanations given to us, the title deeds of immovable properties are held in the name of the Company.
- ii) The Company is a Non Banking Finance Company engaged in the business of providing loans and does not hold any type of inventory. Therefore, the provisions of paragraph 3(ii) of the Companies (Auditor's Report) Order, 2016 are not applicable to the Company.
- iii) In our opinion and according to the information and explanations given to us, during the period the Company has not granted any loans, secured or unsecured to companies, firms, Limited Liability Partnerships or other parties covered in the register maintained under section 189 of the Companies Act, 2013 ('the Act') except enhancement of property loan of ₹3.46 Crores to Managing Director, Mr. K G Anilkumar.

Name	Balance Outstanding(₹)
K G Anilkumar	9,66,15,710/-

- a) The terms and conditions of the grant of such advances are not prima facie prejudicial to the interest of the Company.
- b) The repayment of principal and payment of interest have been made as stipulated.
- c) As the Company has not demanded repayment of above loans, there is no overdue amount for more than ninety days in respect of loans granted.
- iv) The Company has complied with the provisions of section 185 and 186 of the Companies Act, 2013 in respect of loans, investments, guarantees, and securities made.
- v) In our opinion and according to the information and explanations given to us, the Company has not accepted any Deposits from the public. Therefore the Directives issued by the Reserve Bank Of India and the provisions of sections 73 to 76 or any other relevant provisions of the Companies Act, 2013 and the Rules framed there under are not applicable to the Company. According to the information and explanations given to us, the Company has not received any order from the Company Law Board or National Company Law Tribunal or Reserve Bank of India or any Court or any other Tribunal in this regard.



- vi) The Central Government has not prescribed the maintenance of cost records under section 148(1) of the Companies Act, 2013 for any of the services rendered by the Company.
- vii) a) According to information and explanations given to us and on the basis of records produced before us for verification, the Company is regular in depositing with appropriate authorities undisputed statutory dues including Provident fund, Employees' state insurance, income-tax, sales-tax, service tax, goods and service tax, duty of customs, duty of excise, value added tax, cess and any other statutory dues with the appropriate authorities wherever applicable to it.
- b) According to the information and explanation given to us, there are no dues of income tax or sales tax or service tax or goods and service tax or duty of customs or duty of excise or value added tax which have not been deposited on account of dispute.
- viii) In our opinion and according to the information and explanation given to us, Company has not defaulted in repayment of loans or borrowing to any financial institutions, banks, Government or dues to debenture holders.
- ix) In our opinion and according to the information and explanations given to us, the Company has not raised any moneys by way of initial public offer or further public offer (including debt instruments) and neither availed any term loan during the year.
- x) During the year the Company has reported a fraud case on account of theft of gold by branch employees of the company. The amount involved in the fraud is ₹ 2,26,38,960 and the same is charged to Statement of Profit and Loss as bad debt.
- xi) According to the information and explanations given to us and based on our examination of the records of the Company, managerial remuneration has been paid or provided in accordance with the requisite approvals mandated by the provisions of section 197 read with schedule V to the Companies Act, 2013.
- xii) In our opinion and according to the information and explanations given to us, the Company is not a Nidhi Company. Accordingly, paragraph 3(xii) of the Order is not applicable.
- xiii) According to the information and explanations given to us and based on our examination of the records of the Company, transactions with the related parties are in compliance with the sections 177 and 188 of the Companies Act, 2013 and the details of such transactions have been disclosed in the Standalone financial statements of the Company as required by the applicable accounting standards.
- xiv) The Company has not made any preferential allotment during the year. The Company has made private placement of preference shares during the year under review and complied with section 42 of the Companies Act, 2013 wherever applicable. The amount raised has been used for the purposes for which the funds were raised.



- xv) According to the information and explanations given to us and based on our examination of the records, the Company has not entered into non-cash transactions with directors or persons connected with them. Accordingly paragraph 3 (xv) of the Order is not applicable.
- xvi) According to the information and explanations given to us and based on our examination of the records of the Company, the Company has obtained required registration under section 45-IA of the Reserve Bank of India Act, 1934.

Place: Thrissur
Date: 13th August, 2021

For Mohandas & Associates
Chartered Accountants
ICAI Firm Reg No: 02116S

Moh



Mohandas A
[Partner]

Membership No. 036726

UDIN: 21036726 AAAAMK8049

Annexure 'B' to the Independent Auditors' Report of **ICL Fincorp Limited** for the period ended 31st March, 2021

Report on the Internal Financial Controls over Financial Reporting under Clause (i) of Sub-section 3 of Section 143 of the Companies Act, 2013 ('the Act')

We have audited the internal financial controls over financial reporting of **ICL Fincorp Limited** ('the Company') as of 31st March, 2021 in conjunction with our audit of the Ind AS Standalone financial statements of the Company for the period ended on that date.

Management's Responsibility for Internal Financial Controls

The Company's management is responsible for establishing and maintaining internal financial controls based on the internal control over financial reporting criteria established by the Company considering the essential components of internal control stated in the guidance note on Audit of Internal Financial Controls Over Financial Reporting issued by the Institute of Chartered Accountants of India ('ICAI'). These responsibilities include the design, implementation and maintenance of adequate internal financial controls that were operating effectively for ensuring the orderly and efficient conduct of its business, including adherence to company's policies, the safeguarding of its assets, the prevention and detection of frauds and errors, the accuracy and completeness of the accounting records, and the timely preparation of reliable financial information, as required under the Companies Act, 2013.

Auditors' Responsibility

Our responsibility is to express an opinion on the Company's internal financial controls over financial reporting based on our audit. We conducted our audit in accordance with the guidance note on audit of internal financial controls over financial reporting (the 'Guidance Note') and the Standards on Auditing (the 'Standards') issued by ICAI and deemed to be prescribed under section 143 (10) of the Companies Act, 2013, to the extent applicable to an audit of internal financial controls. Those Standards and the Guidance Note require that we comply with ethical requirements and plan and perform the audit to obtain reasonable assurance about whether adequate internal financial controls over financial reporting was established and maintained and if such controls operated effectively in all material respects.

Our audit involves performing procedures to obtain audit evidence about the adequacy of the internal financial controls system over financial reporting and their operating effectiveness. Our audit of internal financial controls over financial reporting included obtaining an understanding of internal financial controls over financial reporting, assessing the risk that a material weakness exists, and testing and evaluating the design and operating effectiveness of internal control based on the assessed risk. The procedures selected depend on the auditor's judgment, including the assessment of the risks of material misstatement of the Standalone financial statements, whether due to fraud or error.

We believe that the audit evidence we have obtained is sufficient and appropriate to provide a basis for our audit opinion on the Company's internal financial controls over financial reporting.



Meaning of Internal Financial Controls over Financial Reporting

A company's internal financial control over financial reporting is a process designed to provide reasonable assurance regarding the reliability of financial reporting and the preparation of Standalone financial statements for external purposes in accordance with generally accepted accounting principles. A company's internal financial control over financial reporting includes those policies and procedures that (i) pertain to the maintenance of records that, in reasonable detail, accurately and fairly reflect the transactions and dispositions of the assets of the company; (ii) provide reasonable assurance that transactions are recorded as necessary to permit preparation of Standalone financial statements in accordance with generally accepted accounting principles, and that receipts and expenditures of the company are being made only in accordance with authorizations of management and directors of the company; and (iii) provide reasonable assurance regarding prevention or timely detection of unauthorized acquisition, use, or disposition of the company's assets that could have a material effect on the Standalone financial statements.

Inherent Limitations of Internal Financial Controls over Financial Reporting

Because of the inherent limitations of internal financial controls over financial reporting, including the possibility of collusion or improper management override of controls, material misstatements due to error or fraud may occur and not be detected. Also, projections of any evaluation of the internal financial controls over financial reporting to future periods are subject to the risk that the internal financial control over financial reporting may become inadequate because of changes in conditions, or that the degree of compliance with the policies or procedures may deteriorate.

Opinion

In our opinion, the Company has, in all material respects, an adequate internal financial controls over financial reporting and such internal financial controls over financial reporting were operating effectively as at 31st March, 2021, based on the internal control over financial reporting criteria established by the Company considering the essential components of internal control stated in the guidance note issued by the ICAI.

Place: Thrissur
Date: 13th August, 2021

For Mohandas & Associates
Chartered Accountants
ICAI Firm Reg No: 02116S

Mohandas A
[Partner]

Membership No. 036726

UDIN: 21036726AAAAMK8049



ICL Fincorp Limited
Standalone Balance Sheet as at 31-March-2021
(All amounts are in Indian Rupees unless otherwise stated)

Assets	Notes	31-Mar-21	31-Mar-20
Financial Assets			
Cash and Cash Equivalents	7	11,00,35,525	15,19,59,467
Bank Balances other than above	8	1,01,28,604	36,57,614
Loans	9	3,00,47,60,543	2,49,45,76,802
Investments	10	24,70,14,905	23,33,91,880
Other Financial Asset	11	18,97,57,960	15,73,55,469
		3,56,16,97,537	3,04,09,41,233
Non-Financial Assets			
Current tax assets	12	3,31,23,975	1,59,77,816
Deferred tax assets (net)	32	91,62,882	70,48,913
Property, Plant and Equipment	13(A)	11,89,77,430	10,67,15,951
Capital work in progress		71,49,140	68,36,786
Right-of-Use Asset	13(B)	3,64,92,274	4,87,42,252
Other Intangible Assets	14	22,13,876	23,84,565
Other Non-Financial Asset	15	9,34,59,049	9,22,15,335
		30,05,78,626	27,99,21,617
TOTAL ₹		3,86,22,76,163	3,32,08,62,850
Liabilities and Equity			
Financial Liabilities			
Trade payables	16		
(A) total outstanding dues of micro enterprises and small enterprises; and		11,06,890	5,22,475
(B) total outstanding dues of creditors other than micro enterprises and small enterprises.		71,77,541	52,96,329
Debt Securities	17	2,17,27,67,000	1,69,71,95,000
Borrowings (Other than Debt Securities)	18	21,75,53,473	22,11,42,756
Subordinate Liabilities	19	37,99,02,000	40,86,60,000
Lease Liability	13(B)	3,42,11,049	4,41,64,585
Other financial liabilities	20	30,37,10,008	22,18,03,978
		3,11,64,27,961	2,59,87,85,122
Non-Financial Liabilities			
Provisions	21	1,93,68,520	94,23,105
Other non-financial liabilities	22	1,08,35,847	99,18,614
		3,02,04,367	1,93,41,719
Equity			
Equity Share capital	23	44,33,49,520	44,33,49,520
Other Equity	24	27,22,94,315	25,93,86,489
		71,56,43,835	70,27,36,009
TOTAL ₹		3,86,22,76,163	3,32,08,62,850

Summary of significant accounting policies 5
The accompanying notes are an integral part of the financial statements.

As per our report of even date

For Mohandas & Associates

Chartered Accountants

ICAI Firm Reg No.: 021185

Mohandas A

[Partner]

Membership no.: 036726

Place: Thrissur

Date: 13th August, 2021

For and on behalf of the board of directors of
ICL Fincorp Limited

K G Anilkumar
[Managing Director]

(DIN: 00706739)

Umadevi Anilkumar
[Whole Time Director]

(DIN: 06434467)

Natarajan R

[Chief Financial Officer]

Place: Irinjalakuda

Date: 13th August, 2021



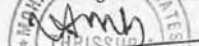
ICL Fincorp Limited
Standalone Statement of profit and loss for the year ended 31-March-2021
(All amounts are in Indian Rupees unless otherwise stated)

	Notes	31-Mar-21	31-Mar-20
(I) Income			
Revenue from operations	25		
I) Interest Income		74,11,47,968	56,54,24,204
II) Revenue from other Financial Services		46,38,012	6,84,108
Other income	26	1,41,25,392	41,07,853
Total Revenue (I)		75,99,11,373	57,02,16,165
(II) Expenses			
Finance costs	27	34,24,76,188	25,92,92,671
Impairment of Financial Instruments	28	54,58,108	(44,41,143)
Employee benefits expense	29	17,86,73,940	15,03,70,555
Depreciation and amortization expense	30	5,29,76,743	5,56,68,641
Other expenses	31	15,72,02,914	10,10,48,129
Total Expenses (II)		73,67,87,893	56,19,38,853
(III) Profit/(loss) before tax (I) - (II)		2,31,23,480	82,77,312
(IV) Tax expenses	32		
Current tax		1,05,50,240	51,30,740
(Excess)/Short provision of Previous Years		(1,70,640)	(2,47,410)
Deferred tax(Income)/Expense		(14,90,469)	(23,37,751)
Total tax expense (IV)		88,89,131	25,45,579
(V) Profit/(loss) for the year (III) - (IV)		1,42,34,349	57,31,734
(VI) Other comprehensive income			
Items that will not be re classified to profit or loss - Remeasurements of the defined benefit asset		(17,69,620)	6,85,085
Income tax relating to items that will not be reclassified to profit or loss		6,23,500	(1,66,030)
Total other comprehensive income (VI)		(11,46,120)	5,19,055
Total comprehensive income for the year (V) + (VI)		1,30,88,229	62,50,789
<i>(Comprising profit and other comprehensive income for the year)</i>			
Earnings per equity share	33		
<i>(nominal value of share ₹10)</i>			
(Basic)		0.32	0.15
(Diluted)		0.32	0.15
Summary of significant accounting policies	5		
The accompanying notes are an integral part of the financial statements.			

As per our report of even date

For Mohandas & Associates
Chartered Accountants

ICAI Firm Reg No.: 021165


Mohandas A

[Partner]

Membership no.: 036726

Place: Thrissur

Date: 13th August, 2021

For and on behalf of the board of directors of
ICL Fincorp Limited

K G Anilkumar

[Managing Director]


(DIN: 00766739)


Natarajan R

[Chief Financial Officer]

Place: Irinjalakuda

Date: 13th August, 2021


Umadevi Anilkumar

[Whole Time Director]

(DIN: 06434467)



ICL Fincorp Limited

Standalone Statement of changes in equity for the year ended 31-March-2021
(All amounts are in Indian Rupees unless otherwise stated)

A Equity Share capital

Balance at the beginning of the reporting period At 1-Apr-2019
Changes in equity share capital during the year
Balance at the end of the reporting period As at 31-Mar-2020
Changes in equity share capital during the year
Balance at the end of the reporting period As at 31-Mar-2021

Number	Amount
35932924	35,93,29,240
8402028	8,40,20,280
4,43,34,952	44,33,49,520
4,43,34,952	44,33,49,520

B Other Equity

	Reserves and Surplus				Other comprehensive income	Total
	Statutory Reserves	Impairment Reserves	Securities Premium	Retained Earnings		
Balance as at 01-Apr-2019	36,41,973	37,17,649	15,93,56,595	23,16,551	82,652	16,91,15,420
Dividends	-	-	-	-	-	-
Transfer to/from retained earnings	14,00,000	8,57,099	-	(22,57,099)	-	-
Other Additions/ Deductions during the year	-	-	-	-	-	-
Other Comprehensive Income (Net of Taxes)	-	-	-	-	5,19,055	5,19,055
Securities premium received during the year	-	-	8,40,20,280	-	-	8,40,20,280
Profit for the year (net of taxes)	-	-	-	57,31,734	-	57,31,734
Balance as at 31-Mar-2020	50,41,973	45,74,748	24,33,76,875	57,91,185	6,01,707	25,93,86,489

For ICL FINCORP LIMITED

Managing Director

For ICL FINCORP LIMITED

Whole Time Director

For ICL FINCORP LTD.

Chief Financial Officer



B Other Equity (Contd.1)

	Reserves and Surplus			Other Comprehensive Income	Total
	Statutory Reserves	Impairment Reserves	Securities Premium Reserves	Retained Earnings	
Balance as at 31-Mar-2020	50,41,973	45,74,748	24,33,76,875	57,91,185	25,93,86,489
Dividends	-	-	-	-	-
Transfer to/from retained earnings	31,00,000	-	-	(32,80,403)	(1,80,403)
Other Additions/ Deductions during the year					
Other Comprehensive Income (Net of Taxes)	-	-	-	(11,46,120)	(11,46,120)
Securities premium received during the year	-	-	-	-	-
Profit for the period (net of taxes)	-	-	-	1,42,34,349	1,42,34,349
Balance as at 31-Mar-2021	81,41,973	45,74,748	24,33,76,875	1,67,45,131	27,22,94,315

As per our report of even date

For Mohandas & Associates

Chartered Accountants

ICAI Firm Reg No.: 021165

Mohandas A

[Partner]

Membership no.: 036726

For and on behalf of the board of directors of

ICL Fincorp Limited

K G Anilkumar

[Managing Director]

(DIN:00766739)

Umadevi Anilkumar

[Whole Time Director]

(DIN: 06434467)

Place: Thrissur

Date: 13th August, 2021

Natarajan R

[Chief Financial Officer]

Place: Irinjalakuda

Date: 13th August, 2021



ICL Fincorp Limited
Standalone Cash flow statement for the year ended 31-Mar-2021
 (All amounts are in Indian Rupees unless otherwise stated)

Particulars	31-Mar-21	31-Mar-20
Net Profit before tax	2,31,23,480	82,77,312
Adjustments for:		
Depreciation and amortization expense	5,29,76,743	5,56,68,641
Impairment on financial instruments	54,58,108	(44,41,143)
Provision for Gratuity	25,75,892	25,02,208
Net (Gain)/Loss on current investment due to market fluctuation	(58,51,928)	33,78,739
Finance cost	9,48,436	24,94,973
Interest on Fixed deposit	(32,74,640)	(11,26,618)
Dividend on Investments	(42,259)	(1,43,001)
Lease payments	2,91,75,507	3,03,26,034
Net (Gain)/Loss on sale of investments	(14,01,341)	(4,93,677)
Operating profit before working capital changes	10,36,87,998	9,64,43,468
Changes in working capital :		
Decrease / (increase) in non-financial asset	(12,43,714)	(2,55,80,464)
Decrease / (increase) in loans	(51,56,41,849)	(59,12,33,548)
Decrease / (increase) in investments	(1,36,23,026)	(22,12,52,935)
Decrease / (increase) in current tax assets	(1,71,46,160)	(1,57,19,314)
Decrease / (increase) in other financial asset	(3,24,02,491)	5,92,20,078
Increase / (decrease) in trade payables	24,65,627	11,74,638
Increase / (decrease) in other financial liabilities	8,19,06,030	4,14,29,688
Increase / (decrease) in Lease Liability (Net)	(99,53,536)	1,14,84,964
Increase / (decrease) in other non-financial liabilities	9,17,233	52,87,776
Cash generated from / (used in) operations	(40,10,33,886)	(63,87,45,647)
Net Income Taxes Paid	49,60,100	56,03,770
Net cash flow from/ (used in) operating activities (A)	(40,59,93,986)	(64,43,49,417)
Cash flows from investing activities		
Net Gain/(Loss) on sale of investments	14,01,341	4,93,677
Net (Gain)/Loss on current investment due to market fluctuation	58,51,928	(33,78,739)
Purchase of property, plant and equipments including CWIP	(4,12,66,119)	(4,69,63,426)
Dividend on Investments	42,259	1,43,001
Purchase of intangible assets	(2,52,521)	(20,23,376)
Sale of property, plant and equipments	4,00,791	-
Bank balance not considered as cash and cash equivalents	(64,70,990)	1,69,50,868
Net cash flow from/ (used in) investing activities (B)	(4,02,93,311)	(3,47,77,994)
Cash flows from financing activities		
Proceed from Debt Security (Net)	47,55,72,000	29,21,10,000
Proceed from Borrowings (Net)	(35,89,283)	16,16,72,508
Proceed from Subordinate Liabilities (Net)	(2,87,58,000)	18,97,60,000
Finance cost	(9,48,436)	(24,94,973)
Interest on Fixed deposit	32,74,640	11,26,618
Proceeds from issue of equity share capital	-	8,40,20,280
Proceeds from securities premium	-	8,40,20,280
Lease payments	(2,91,75,507)	(3,03,26,034)
Right to Use Asset (Net)	(1,20,12,060)	(4,14,82,492)
Net cash flow from/ (used in) in financing activities (C)	40,43,63,355	73,84,06,188
Net increase/(decrease) in cash and cash equivalents (A + B + C)	(4,19,23,942)	5,92,78,777
Cash and cash equivalents at the beginning of the year	15,19,59,467	9,26,80,691
Cash and cash equivalents at the end of the year	11,00,35,525	15,19,59,467
Components of cash and cash equivalents		
Cash on hand	3,26,71,934	4,35,42,002
With banks	7,73,63,591	10,84,17,465
Total cash and cash equivalents (Note 7)	11,00,35,525	15,19,59,467

Summary of significant accounting policies

5

As per our report of even date

For Mohandas & Associates

Chartered Accountants

ICAI Firm Reg No.: 021165

Mohandas A

[Partner]

Membership no.: 036726

Place: Thrissur

Date: 13th August, 2021

For and on behalf of the board of directors of

ICL Fincorp Limited

K G Anilkumar

[Managing Director]

(DIN: 00766739)

Umadevi Anilkumar

[Whole Time Director]

(DIN: 06434467)

Natarajan R

[Chief Financial Officer]

Place: Irinjalakuda

Date: 13th August, 2021



ICL Fincorp Limited

Notes to the Standalone financial statements for the year ended 31-March-2021

(All amounts are in Indian Rupees unless otherwise stated)

1 CORPORATE INFORMATION

ICL Fincorp Limited was incorporated as Jawahar Finance Limited on 9th December, 1991 at Chennai. The Company was later renamed to Irinjalakuda Credits & Leasing Company Limited on 26th April, 2004, which was further renamed to ICL Fincorp Limited on 8th May, 2016. The company is a non-deposit accepting Non Banking Financial Company (NBFC) which provides a wide range of fund-based services including Gold loans, Business loans, Hypothecation loans, Property loans etc.

The registration details are as follows:

Reserve Bank of India Registration No: B-07.00437

Corporate Identity Number (CIN): U65191TN1991PLC021815

The Company is the ultimate parent company of the Salem Erode Investments Limited.

2 BASIS OF PREPARATION

The Standalone financial statements of the company have been prepared in accordance with Indian Accounting Standards (Ind AS) notified under the Companies (Indian Accounting Standards) Rules, 2015 (as amended from time to time). The financial statements have been prepared under the historical cost convention, as modified by the application of fair value measurements required or allowed by relevant Accounting Standards and on accrual basis except for interest on Non Performing Assets which are recognised on realisation basis. Accounting policies have been consistently applied to all periods presented, unless otherwise stated.

The above financial statements have been prepared in accordance with the Indian Accounting Standards prescribed under Section 133 of the Companies Act, 2013 read with relevant rules issued thereunder and other accounting principles generally accepted in India mainly considering the Master Directions issued by the Reserve Bank of India ('RBI') as applicable to Non-Banking Finance Companies - ND.

The preparation of financial statements requires the use of certain critical accounting estimates and assumptions that affect the reported amounts of assets, liabilities, revenues and expenses and the disclosed amount of contingent liabilities. Areas involving a higher degree of judgement or complexity, or areas where assumptions are significant to the Company are discussed in Note 6 - Significant accounting judgements, estimates and assumptions.

The financial statements are presented in Indian Rupees (INR) except when otherwise indicated.

3 PRESENTATION OF FINANCIAL STATEMENT

The financial statements of the Company are presented as per Schedule III (Division III) of the Companies Act, 2013 applicable to NBFCs, as notified by the Ministry of Corporate Affairs (MCA). Financial assets and financial liabilities are generally reported on a gross basis except when, there is an unconditional legally enforceable right to offset the recognised amounts without being contingent on a future event and the parties intend to settle on a net basis in the following circumstances:

- (i) The normal course of business
- (ii) The event of default
- (iii) The event of insolvency or bankruptcy of the Company and/or its counterparties.

4 STATEMENT OF COMPLIANCE

These separate financial statements of the Company have been prepared in accordance with Indian Accounting Standards as per the Companies (Indian Accounting Standards) Rules, 2015 as amended and notified under Section 133 of the Companies Act, 2013 and the generally accepted accounting principles as referred to in paragraph 2 "Basis of Preparation" above.

For ICL FINCORP LIMITED

Managing Director

For ICL FINCORP LIMITED

Whole Time Director

For ICL FINCORP LTD.

Chief Financial Officer



5 SIGNIFICANT ACCOUNTING POLICIES (ALSO REFER NOTE 2 ABOVE)

Significant Accounting Policies adopted in the Preparation and Presentation of Financial Statements are as under:-

A. INVESTMENTS IN SUBSIDIARY

Investment in subsidiaries are measured at cost less impairment, if any.

B. FINANCIAL INSTRUMENTS

(I) Classification of financial instruments

The Company classifies its financial assets into the following measurement categories:

- i) Financial assets to be measured at amortised cost.
- ii) Financial assets to be measured at fair value through other comprehensive income.
- iii) Financial assets to be measured at fair value through profit or loss account.

The classification depends on the contractual terms of the financial assets' cash flows and the Company's business model for managing financial assets. The Company determines its business model at the level that best reflects how it manages groups of financial assets to achieve its business objective. The business model is assessed on the basis of aggregated portfolios based on observable factors. These factors include:

- Reports reviewed by the entity's key management personnel on the performance of the financial assets.
- The risks impacting the performance of the business model (and the financial assets held within that business model) and its management thereof.
- The compensation of the managing teams (for example, whether the compensation is based on the fair value of the assets managed or on the contractual cash flows collected)
- The expected frequency, value and timing of trades. The business model assessment is based on reasonably expected scenarios without taking 'worst case' or 'stress case' scenarios into account.

The Company also assesses the contractual terms of financial assets on the basis of its contractual cash flow characteristics that are solely for the payments of principal and interest on the principal amount outstanding. 'Principal' is defined as the fair value of the financial asset at initial recognition and may change over the life of the financial asset (for example, if there are repayments of principal or amortisation of the premium/discount).

In making this assessment, the Company considers whether the contractual cash flows are consistent with a basic lending arrangement i.e. interest includes only consideration for the time value of money, credit risk, other basic lending risks and a profit margin that is consistent with a basic lending arrangement. Where the contractual terms introduce exposure to risk or volatility that are inconsistent with a basic lending arrangement, the related financial asset is classified and measured at fair value through profit or loss.

The Company classifies its financial liabilities at amortised costs unless it has designated liabilities at fair value through the profit and loss account or is required to measure liabilities at fair value through profit or loss such as derivative liabilities.

(II) Financial assets measured at amortised cost

These Financial assets comprise bank balances, Loans, Investments and other financial assets.

Financial Assets with contractual terms that give rise to cash flows on specified dates, and represent solely payments of principal and interest on the principal amount outstanding; and are held within a business model whose objective is achieved by holding to collect contractual cash flows are measured at amortised cost.

These financial assets are initially recognised at fair value plus directly attributable transaction costs and subsequently measured at amortised cost. Transaction costs are incremental costs that are directly attributable to the acquisition, issue or disposal of a financial asset or a financial liability.

For ICL FINCORP LIMITED

Managing Director

For ICL FINCORP LIMITED

Whole Time Director

For ICL FINCORP LTD.

Chief Financial Officer



(III) Financial assets measured at fair value through other comprehensive income

Debt instruments

Investments in debt instruments are measured at fair value through other comprehensive income where they have:

- a) contractual terms that give rise to cash flows on specified dates, that represent solely payments of principal and interest on the principal amount outstanding; and
- b) are held within a business model whose objective is achieved by both collecting contractual cash flows and selling financial assets.

These debt instruments are initially recognised at fair value plus directly attributable transaction costs and subsequently measured at fair value. Gains and losses arising from changes in fair value are included in other comprehensive income (a separate component of equity). Impairment losses or reversals, interest revenue and foreign exchange gains and losses are recognised in profit and loss. Upon disposal, the cumulative gain or loss previously recognised in other comprehensive income is reclassified from equity to the statement of profit and loss. As at the reporting date the Company does not have any financial instruments measured at fair value through other comprehensive income.

Equity instruments

Investments in equity instruments are generally accounted for as at fair value through the profit and loss account unless an irrevocable election has been made by management to account for at fair value through other comprehensive income. Such classification is determined on an instrument by instrument basis. Contingent consideration recognised by the company in a business combination to which Ind AS 103 'Business Combination' applies are measured at fair value through profit and loss account, where amounts presented in other comprehensive income for equity instruments are not subsequently transferred to profit or loss. Dividends on such instruments are recognised in profit or loss. As at the reporting date the Company does not have any equity instruments measured at fair value through other comprehensive income.

(IV) Items at fair value through profit or loss

Items at fair value through profit or loss comprise:

- Investments (including equity shares) held for trading;
- Items specifically designated as fair value through profit or loss on initial recognition; and
- Debt instruments with contractual terms that do not represent solely payments of principal and interest.

Financial instruments held at fair value through profit or loss are initially recognised at fair value, with transaction costs recognised in the statement of profit and loss as incurred. Subsequently, they are measured at fair value and any gains or losses are recognised in the statement of profit and loss as they arise.

Financial instruments held for trading

A financial instrument is classified as held for trading if it is acquired or incurred principally for selling or repurchasing in the near term, or forms part of a portfolio of financial instruments that are managed together and for which there is evidence of short-term profit taking, or it is a derivative not designated in a qualifying hedge relationship.

(V) Debt securities and other borrowed funds

After initial measurement, debt issued and other borrowed funds are subsequently measured at amortised cost. Amortised cost is calculated by taking into account any discount or premium on issue funds, and transaction costs that are an integral part of the Effective Interest Rate (EIR).

(VI) Recognition and derecognition of financial assets and liabilities

A financial asset or financial liability is recognised in the balance sheet when the Company becomes a party to the contractual provisions of the instrument, which is generally on trade date. Loans and receivables are recognised when cash is advanced (or settled) to the borrowers. Financial assets at fair value through profit or loss are recognised initially at fair value. All other financial assets are recognised initially at fair value plus directly attributable transaction costs.

For ICL FINCORP LIMITED

Managing Director

For ICL FINCORP LIMITED

Whole Time Director

For ICL FINCORP LTD.

Chief Financial Officer



The Company derecognises a financial asset when the contractual cash flows from the asset expire or it transfers its rights to receive contractual cash flows on the financial asset in a transaction in which substantially all the risks and rewards of ownership are transferred. Any interest in transferred financial assets that is created or retained by the Company is recognised as a separate asset or liability. A financial liability is derecognised from the balance sheet when the Company has discharged its obligation or the contract is cancelled or expires.

(VII) Impairment of financial assets

The Company recognises impairment allowance for expected credit loss on financial assets held at amortised cost. In addition to that the Company has provided for Non-Performing Assets (NPA) as per Prudential Norms of RBI.

The Company recognises loss allowances (provisions) for expected credit losses on its financial assets (including non-fund exposures) that are measured at amortised costs or at fair value through other comprehensive income account. The Company applies a three-stage approach to measuring expected credit losses (ECLs) for the following categories of financial assets that are not measured at fair value through profit or loss:

- debt instruments measured at amortised cost and fair value through other comprehensive income;
- loan commitments.

No ECL is recognised on equity investments.

Financial assets migrate through the following three stages based on the change in credit risk since initial recognition:

Stage 1: ECL

For exposures where there has not been a significant increase in credit risk since initial recognition and that are not credit impaired upon origination, ECL associated with the probability of default events is recognised.

Stage 2: Lifetime ECL – not credit impaired

For exposures where there has been a significant increase in credit risk since initial recognition but are not credit impaired, a lifetime ECL (i.e. reflecting the remaining lifetime of the financial asset) is recognised.

Stage 3: Lifetime ECL – credit impaired

Exposures are assessed as credit impaired when one or more events that have a detrimental impact on the estimated future cash flows of that asset have occurred. For exposures that have become credit impaired, a lifetime ECL is recognised

(VIII) Write-offs

The Company reduces the gross carrying amount of a financial asset when the Company has no reasonable expectations of recovering a financial asset in its entirety or a portion thereof. This is generally the case when the Company determines that the borrower / debtor does not have assets or sources of income that could generate sufficient cash flows to repay the amounts subjected to write-offs. Any subsequent recoveries against such loans are credited to the statement of profit and loss.

(IX) Determination of fair value

Fair value is the price that would be received to sell an asset or paid to transfer a liability in an orderly transaction between market participants at the measurement date, regardless of whether that price is directly observable or estimated using another valuation technique. In estimating the fair value of an asset or a liability, the company takes into account the characteristics of the asset or liability if market participants would take those characteristics into account when pricing the asset or liability at the measurement date. The Financial assets and liabilities are presented in ascending order of their liquidity. Fair value for measurement and/or disclosure purposes in these financial statements is determined on such a basis, except for share-based payment transactions that are within the scope of Ind AS 102, leasing transactions that are within the scope of Ind AS 17, and measurements that have some similarities to fair value but are not fair value, such as value in use in Ind AS 36.

For ICL FINCORP LIMITED

Managing Director

For ICL FINCORP LIMITED

Whole Time Director

For ICL FINCORP LTD.

Chief Financial Officer



C. REVENUE FROM OPERATIONS

(I) Interest Income

Interest income is recognised by applying the Effective Interest Rate (EIR) to the gross carrying amount of financial assets other than credit-impaired assets

The EIR in case of a financial asset is computed

- a) As the rate that exactly discounts estimated future cash receipts through the expected life of the financial asset to the gross carrying amount of a financial asset.
- b) By considering all the contractual terms of the financial instrument in estimating the cash flows
- c) Including all fees received between parties to the contract that are an integral part of the effective interest rate, transaction costs, and all other premiums or discounts. Any subsequent change the estimation of the future cash flows is recognised in interest income with the corresponding adjustment to the carrying amount of the assets.

(II) Dividend Income

Dividend income is recognised

- a) when the right to receive the payment is established,
- b) it is probable that the economic benefits associated with the dividend will flow to the entity and
- c) the amount of the dividend can be measured reliably.

(III) Fees & Commission Income

Fees and commissions are recognised when the Company satisfies the performance obligation, at fair value of the consideration received or receivable based on a five-step model as set out below, unless included in the effective interest calculation:

Step 1: Identify contract(s) with a customer: A contract is defined as an agreement between two or more parties that creates enforceable rights and obligations and sets out the criteria for every contract that must be met.

Step 2: Identify performance obligations in the contract: A performance obligation is a promise in a contract with a customer to transfer a good or service to the customer.

Step 3: Determine the transaction price: The transaction price is the amount of consideration to which the Company expects to be entitled in exchange for transferring promised goods or services to a customer, excluding amounts collected on behalf of third parties.

Step 4: Allocate the transaction price to the performance obligations in the contract: For a contract that has more than one performance obligation, the Company allocates the transaction price to each performance obligation in an amount that depicts the amount of consideration to which the Company expects to be entitled in exchange for satisfying each performance obligation.

Step 5: Recognise revenue when (or as) the Company satisfies a performance obligation.


Processing fee which is not form part of effective interest rate has been recognised as and when it is accrue.

(IV) Net gain on Fair value changes

Any differences between the fair values of financial assets classified as fair value through the profit or loss, held by the Company on the balance sheet date is recognised as an unrealised gain / loss. In cases there is a net gain in the aggregate, the same is recognised as Revenue and if there is a net loss the same is disclosed under as Expense in the statement of Profit and Loss.

However, net gain / loss on derecognition of financial instruments classified as amortised cost is presented separately under the respective head in the Statement of Profit and Loss.

For ICL FINCORP LIMITED


Managing Director

For ICL FINCORP LIMITED


Whole Time Director

For ICL FINCORP LTD.


Chief Financial Officer



D. EXPENSES

(I) Finance costs

Finance costs represents Interest expense recognised by applying the Effective Interest Rate (EIR) to the gross carrying amount of financial liabilities other than financial liabilities classified as FVTPL.

The EIR in case of a financial liability is computed

- a) As the rate that exactly discounts estimated future cash payments through the expected life of the financial liability to the gross carrying amount of the amortised cost of a financial liability.
- b) By considering all the contractual terms of the financial instrument in estimating the cash flows
- c) Including all fees received between parties to the contract that are an integral part of the effective interest rate, transaction costs, and all other premiums or discounts.

Any subsequent change the estimation of the future cash flows is recognised in interest with the corresponding adjustment to the carrying amount of the assets.

(II) Employee benefits

Short term employee benefit

Employee benefits payable wholly within twelve months of rendering the service are classified as short-term employee benefits. These benefits include short term compensated absences such as paid annual leave. The undiscounted amount of short-term employee benefits expected to be paid in exchange for the services rendered by employees is recognised as an expense during the period. Benefits such as salaries and wages, etc. and the expected cost of the bonus/ex-gratia are recognised in the period in which the employee renders the related service.

Post-employment employee benefits

a) Defined contribution schemes

All the employees of the Company are entitled to receive benefits under the Provident Fund and Employees State Insurance scheme, defined contribution plans in which both the employee and the Company contribute monthly at a stipulated rate. The Company has no liability for future benefits other than its annual contribution and recognises such contributions as an expense in the period in which employee renders the related service. If the contribution payable to the scheme for service received before the Balance Sheet date exceeds the contribution already paid, the deficit payable to the scheme is recognised as a liability after deducting the contribution already paid. If the contribution already paid exceeds the contribution due for services received before the Balance Sheet date, then excess is recognised as an asset to the extent that the pre-payment will lead to, for example, a reduction in future payment or a cash refund.

b) Defined Benefit schemes

The Company provides for the gratuity, a defined benefit retirement plan covering all employees. The plan provides for lump sum payments to employees upon death while in employment or on separation from employment after serving for the stipulated years mentioned under 'The Payment of Gratuity Act, 1972'. The present value of the obligation under such defined benefit plan is determined based on actuarial valuation, carried out by an independent actuary at each Balance Sheet date, using the Projected Unit Credit Method, which recognizes each period of service as giving rise to an additional unit of employee benefit entitlement and measures each unit separately to build up the final obligation.

The obligation is measured at the present value of the estimated future cash flows. The discount rates used for determining the present value of the obligation under defined benefit plan are based on the market yields on Government Securities as at the Balance Sheet date.

An actuarial valuation involves making various assumptions that may differ from actual developments in the future. These include the determination of the discount rate, attrition rate, future salary increases and mortality rates. Due to the complexities involved in the valuation and its long-term nature, these liabilities are highly sensitive to changes in these assumptions. All assumptions are reviewed annually.

Re-measurement, comprising of actuarial gains and losses are recognized immediately in the balance sheet with a corresponding debit or credit to retained earnings through OCI in the period in which they occur. Re-measurements are not reclassified to profit and loss in subsequent periods.

For ICL FINCORP LIMITED

Managing Director

For ICL FINCORP LIMITED

Whole Time Director

For ICL FINCORP LTD.

Chief Financial Officer



(III) Leases

Identification of Lease:

The Company's lease asset classes primarily consist of leases for land and buildings. The Company assesses whether a contract contains a lease, at inception of a contract. A contract is, or contains, a lease if the contract conveys the right to control the use of an identified asset for a period of time in exchange for consideration. To assess whether a For arrangements entered into prior to 1 April, 2018, the Company has determined whether the arrangement contain lease on the basis of facts and circumstances existing on the date of transition.

Certain lease arrangements includes the options to extend or terminate the lease before the end of the lease term. ROU assets and lease liabilities includes these options when it is reasonably certain that they will be exercised. The ROU assets are initially recognized at cost, which comprises the initial amount of the lease liability adjusted for ROU assets are depreciated from the commencement date on a straight-line basis over the shorter of the lease term and useful life of the underlying asset. ROU assets are evaluated for recoverability whenever events or changes in circumstances indicate that their carrying amounts may not be recoverable. For the purpose of impairment testing, the recoverable amount (i.e. the higher of the fair value less cost to sell and the value-in-use) is determined on an individual asset basis unless the asset does not generate cash flows that are largely independent of those from other assets. In such cases, the recoverable amount is determined for the Cash Generating Unit (CGU) to which the asset belongs.

The lease liability is initially measured at amortized cost at the present value of the future lease payments. The lease payments are discounted using the interest rate implicit in the lease or, if not readily determinable, using the incremental borrowing rates in the country of domicile of these leases. Lease liabilities are remeasured with a corresponding adjustment to the related ROU asset if the Company changes its assessment of whether it will exercise an extension or a termination option.

Lease liability and ROU assets have been separately presented in the Balance Sheet and lease payments have been classified as financing cash flows.

(IV) Other income and expenses

All Other income and expense are recognized in the period they occur.

(V) Impairment of non-financial assets

The carrying amount of assets is reviewed at each balance sheet date if there is any indication of impairment based on internal/external factors. An impairment loss is recognized wherever the carrying amount of an asset exceeds its recoverable amount. The recoverable amount is the greater of the assets, net selling price and value in use. In assessing value in use, the estimated future cash flows are discounted to their present value using a pre-tax discount rate that reflects current market assessments of the time value of money and risks specific to the asset.

In determining net selling price, recent market transactions are taken into account, if available. If no such transactions can be identified, an appropriate valuation model is used. After impairment, depreciation is provided on the revised carrying amount of the asset over its remaining useful life.

In the case of impairment of investment in subsidiary, the Company reviews its carrying value of investments in subsidiaries at cost, annually, or more frequently when there is an indication for impairment. If the recoverable amount is less than its carrying amount, the impairment loss is accounted for.

(VI) Taxes

Current Tax

Current tax assets and liabilities for the current and prior years are measured at the amount expected to be recovered from, or paid to, the taxation authorities. The tax rates and tax laws used to compute the amount are those that are enacted, or substantively enacted, by the reporting date in the countries where the Company operates and generates taxable income.

Current income tax relating to items recognised outside profit or loss is recognised outside profit or loss (either in other comprehensive income or in equity). Current tax items are recognised in correlation to the underlying transaction either in OCI or directly in equity. Management periodically evaluates positions taken in the tax returns with respect to situations in which applicable tax regulations are subject to interpretation and establishes provisions where appropriate.

For ICL FINCORP LIMITED

Managing Director

For ICL FINCORP LIMITED

Whole Time Director

For ICL FINCORP LTD.

Chief Financial Officer



Deferred tax

Deferred tax assets and liabilities are recognised for temporary differences arising between the tax bases of assets and liabilities and their carrying amounts. Deferred income tax is determined using tax rates (and laws) that have been enacted or substantively enacted by the reporting date and are expected to apply when the related deferred income tax asset is realised or the deferred income tax liability is settled.

Deferred tax assets are only recognised for temporary differences, unused tax losses and unused tax credits if it is probable that future taxable amounts will arise to utilise those temporary differences and losses. Deferred tax assets are reviewed at each reporting date and are reduced to the extent that it is no longer probable that the related tax benefit will be realised.

Deferred tax assets and liabilities are offset where there is a legally enforceable right to offset current tax assets and liabilities and they relate to income taxes levied by the same tax authority on the same taxable entity, or on different tax entities, but they intend to settle current tax liabilities and assets on a net basis or their tax assets and liabilities are realised simultaneously.

E. CASH AND CASH EQUIVALENTS

Cash and cash equivalents comprise the net amount of short-term, highly liquid investments that are readily convertible to known amounts of cash (short-term deposits with an original maturity of three months or less) and are subject to an insignificant risk of change in value, cheques on hand and balances with banks. They are held for the purposes of meeting short-term cash commitments (rather than for investment or other purposes).

For the purpose of the statement of cash flows, cash and cash equivalents consist of cash and short-term deposits, as defined above.

F. PROPERTY, PLANT AND EQUIPMENT (PPE)

Property, plant and equipment (PPE) are measured at cost less accumulated depreciation and accumulated impairment, (if any). The total cost of assets comprises its purchase price, freight, duties, taxes and any other incidental expenses directly attributable to bringing the asset to the location and condition necessary for it to be capable of operating in the manner intended by the management. Changes in the expected useful life are accounted for by changing the amortisation period or methodology, as appropriate, and treated as changes in accounting estimates.

Subsequent expenditure related to an item of tangible asset are added to its gross value only if it increases the future benefits of the existing asset, beyond its previously assessed standards of performance and cost can be measured reliably. Other repairs and maintenance costs are expensed off as and when incurred. Depreciation is calculated using the Written Down Value (WDV) method to write down the cost of property and equipment to their residual values over their estimated useful lives. Land is not depreciated.

The estimated useful lives are, as follows:

Particulars	Company (Years)
Building	60
Furniture And Fixtures	10
Electrical Installations & Equipments	10
Motor Vehicles	8
Office Equipments	5
Computer And Accessories	3

The residual values, useful lives and methods of depreciation of property, plant and equipment are reviewed at each financial year end and adjusted prospectively, if appropriate. Property plant and equipment is derecognised on disposal or when no future economic benefits are expected from its use. Any gain or loss arising on derecognition of the asset (calculated as the difference between the net disposal proceeds and the carrying amount of the asset) is recognised in other income /expense in the statement of profit and loss in the year the asset is derecognised. The date of disposal of an item of property, plant and equipment is the date the recipient obtains control of that item in accordance with the requirements for determining when a performance obligation is satisfied in Ind AS 115.

For ICL FINCORP LIMITED

Managing Director

For ICL FINCORP LIMITED

Whole Time Director

For ICL FINCORP LIMITED

Chief Financial Officer



G. INTANGIBLE ASSETS

An intangible asset is recognised only when its cost can be measured reliably and it is probable that the expected future economic benefits that are attributable to it will flow to the Company.

Intangible assets acquired separately are measured on initial recognition at cost. The cost of an intangible asset comprises its purchase price and any directly attributable expenditure on making the asset ready for its intended use and net of any trade discounts and rebates. Following initial recognition, intangible assets are carried at cost less any accumulated amortisation and any accumulated impairment losses.

The useful lives of intangible assets are assessed to be either finite or indefinite. Intangible assets with finite lives are amortised over the useful economic life. The amortisation period and the amortisation method for an intangible asset with a finite useful life are reviewed at least at each financial year-end. Changes in the expected useful life, or the expected pattern of consumption of future economic benefits embodied in the asset, are accounted for by changing the amortisation period or methodology, as appropriate, which are then treated as changes in accounting estimates. The amortisation expense on intangible assets with finite lives is presented as a separate line item in the statement of profit and loss. Amortisation on assets acquired/sold during the year is recognised on a pro-rata basis to the Statement of Profit and Loss from / upto the date of acquisition/sale.

Amortisation is calculated using the straight-line method to write down the cost of intangible assets to their residual values over their estimated useful lives. Intangible assets comprising of software are amortised on a straight-line basis over a period of 6 years, unless it has a shorter useful life.

The Company's intangible assets consist of computer software with definite life. Gains or losses from derecognition of intangible assets are measured as the difference between the net disposal proceeds and the carrying amount of the asset are recognised in the Statement of Profit and Loss when the asset is derecognised.

H. PROVISIONS

Provisions are recognised when the enterprise has a present obligation (legal or constructive) as a result of past events, and it is probable that an outflow of resources embodying economic benefits will be required to settle the obligation, and a reliable estimate can be made of the amount of the obligation.

I. CONTINGENT LIABILITIES

A contingent liability is a possible obligation that arises from past events whose existence will be confirmed by the occurrence or non-occurrence of one or more uncertain future events beyond the control of the Company or a present obligation that is not recognized because it is not probable that an outflow of resources will be required to settle the obligation. A contingent liability also arises in extremely rare cases where there is a liability that cannot be recognized because it cannot be measured reliably. The Company does not recognize a contingent liability but discloses its existence in the financial statements.

J. EARNINGS PER SHARE

The Company reports basic and diluted earnings per share in accordance with Ind AS 33 on Earnings per share. Basic EPS is calculated by dividing the net profit or loss for the year attributable to equity shareholders (after deducting attributable taxes) by the weighted average number of equity shares outstanding during the year.

For the purpose of calculating diluted earnings per share, the net profit or loss for the year attributable to equity shareholders and the weighted average number of shares outstanding during the year are adjusted for the effects of all dilutive potential equity shares. Dilutive potential equity shares are deemed converted as of the beginning of the period, unless they have been issued at a later date. In computing the diluted earnings per share, only potential equity shares that are dilutive and that either reduces the earnings per share or increases loss per share are included.

For ICL FINCORP LIMITED

Managing Director

For ICL FINCORP LIMITED

Whole Time Director

For ICL FINCORP LTD.

Chief Financial Officer



6 SIGNIFICANT ACCOUNTING JUDGEMENTS, ESTIMATES AND ASSUMPTIONS

The preparation of financial statements in conformity with the Ind AS requires the management to make judgments, estimates and assumptions that affect the reported amounts of revenues, expenses, assets and liabilities and the accompanying disclosure and the disclosure of contingent liabilities, at the end of the reporting period. Estimates and underlying assumptions are reviewed on an ongoing basis. Revisions to accounting estimates are recognised in the period in which the estimates are revised and future periods are affected. Although these estimates are based on the management's best knowledge of current events and actions, uncertainty about these assumptions and estimates could result in the outcomes requiring a material adjustment to the carrying amounts of assets or liabilities in future periods. In particular, information about significant areas of estimation, uncertainty and critical judgments in applying accounting policies that have the most significant effect on the amounts recognized in the financial statements is included in the following notes:

A. BUSINESS MODEL ASSESSMENT

Classification and measurement of financial assets depends on the results of the SPPI and the business model test. The Company determines the business model at a level that reflects how groups of financial assets are managed together to achieve a particular business objective. This assessment includes judgement reflecting all relevant evidence including how the performance of the assets is evaluated and their performance measured, the risks that affect the performance of the assets and how these are managed and how the managers of the assets are compensated. The Company monitors financial assets measured at amortised cost or fair value through other comprehensive income that are derecognised prior to their maturity to understand the reason for their disposal and whether the reasons are consistent with the objective of the business for which the asset was held. Monitoring is part of the Company's continuous assessment of whether the business model for which the remaining financial assets are held continues to be appropriate and if it is not appropriate whether there has been a change in business model and so a prospective change to the classification of those assets.

B. DEFINED EMPLOYEE BENEFIT ASSETS AND LIABILITIES

The cost of the defined benefit gratuity plan and the present value of the gratuity obligation are determined using actuarial valuations. An actuarial valuation involves making various assumptions that may differ from actual developments in the future. These include the determination of the discount rate; future salary increases and mortality rates. Due to the complexities involved in the valuation and its long-term nature, a defined benefit obligation is highly sensitive to changes in these assumptions. All assumptions are reviewed annually.

C. FAIR VALUE MEASUREMENT

When the fair values of financial assets and financial liabilities recorded in the balance sheet cannot be measured based on quoted prices in active markets, their fair value is measured using various valuation techniques. The inputs to these models are taken from observable markets where possible, but where this is not feasible, a degree of judgment is required in establishing fair values. Judgments include considerations of inputs such as liquidity risk, credit risk and volatility. Changes in assumptions about these factors could affect the reported fair value of financial instruments.

D. IMPAIRMENT OF LOANS PORTFOLIO

The measurement of impairment losses across all categories of financial assets requires judgement, in particular, the estimation of the amount and timing of future cash flows and collateral values when determining impairment losses and the assessment of a significant increase in credit risk. These estimates are driven by a number of factors, changes in which can result in different levels of allowances. It has been the Company's policy to regularly review its models in the context of actual loss experience and adjust when necessary. The impairment loss on loans and advances is disclosed in more detail in Note 9 Overview of ECL principles. In case, higher provisions are to be considered as per the prudential norms of the Reserve Bank of India, they are considered and routed through Impairment Reserves.

For ICL FINCORP LIMITED

Managing Director

For ICL FINCORP LIMITED

Whole Time Director

For ICL FINCORP LTD.

Chief Financial Officer



E. CONTINGENT LIABILITIES AND PROVISIONS OTHER THAN IMPAIRMENT ON LOAN PORTFOLIO

The Company operates in a regulatory and legal environment that, by nature, has a heightened element of litigation risk inherent to its operations. As a result, it is involved in various litigation, arbitration in the ordinary course of the Company's business. When the Company can reliably measure the outflow of economic benefits in relation to a specific case and considers such outflows to be probable, the Company records a provision against the case. Where the probability of outflow is considered to be remote, or probable, but a reliable estimate cannot be made, a contingent liability is disclosed. Given the subjectivity and uncertainty of determining the probability and amount of losses, the Company takes into account a number of factors including legal advice, the stage of the matter and historical evidence from similar incidents. Significant judgement is required to conclude on these estimates.

F. EFFECTIVE INTEREST RATE (EIR) METHOD

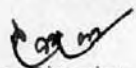
The Company's EIR methodology, recognises interest income /expense using a rate of return that represents the best estimate of a constant rate of return over the expected behavioural life of loans given / taken and recognises the effect of potentially different interest rates at various stages and other characteristics of the product life cycle (including prepayments and penalty interest and charges).

This estimation, by nature, requires an element of judgement regarding the expected behaviour and life-cycle of the instruments and other fee income/expense that are integral parts of the instrument.

G. OTHER ESTIMATES

These include contingent liabilities, useful lives of tangible and intangible assets etc.

For ICL FINCORP LIMITED


Managing Director

For ICL FINCORP LIMITED


Whole Time Director

For ICL FINCORP LTD.


Chief Financial Officer



ICL Fincorp Limited

Notes to the Standalone financial statements for the year ended 31-March-2021
(All amounts are in Indian Rupees unless otherwise stated)

7 Cash and Cash Equivalents

	As at 31-Mar-2021	As at 31-Mar-2020
Cash on hand	3,26,71,934	4,35,42,002
Balance with Banks	7,73,63,591	10,84,17,465
Total ₹	11,00,35,525	15,19,59,467

8 Bank Balances other than above

Bank Deposit with more than 3 months maturity but less than 12 months	50,88,017	-
Earmarked balances with banks:		
For unpaid dividend	1,09,029	1,09,029
Debiture trustee account	49,31,558	29,58,585
Share application money due for refund	-	5,90,000
Total ₹	1,01,28,604	36,57,614

For ICL FINCORP LIMITED

For ICL FINCORP LIMITED

Managing Director

For ICL FINCORP LTD.

Chief Financial Officer



ICL Fincorp Limited

Notes to the Standalone financial statements for the year ended 31-March-2021

(All amounts are in Indian Rupees unless otherwise stated)

As at 31-Mar-2021					
9 Loans	Amortised Cost	At Fair value		Subtotal	Total₹
		Through Other Comprehensive Income	Through profit or loss Designated at Fair Value Through profit or loss		
Loans					
(A)					
i)Loans repayable on demand					
Gold Loan	2,77,28,04,106	-	-	-	2,77,28,04,106
Personal Loan	81,96,291	-	-	-	81,96,291
Related Party#	4,58,42,475	-	-	-	4,58,42,475
Other	70,55,390	-	-	-	70,55,390
ii)Term Loans					
Gold Loan	3,19,01,902	-	-	-	3,19,01,902
Hypothecation Loan	21,56,941	-	-	-	21,56,941
Business Loan	3,58,58,212	-	-	-	3,58,58,212
Property Loan	9,70,21,839	-	-	-	9,70,21,839
Personal Loan	1,55,36,126	-	-	-	1,55,36,126
Total (A)- Gross	3,01,63,73,282	-	-	-	3,01,63,73,282
Less:Impairment loss allowance	1,16,12,739	-	-	-	1,16,12,739
Total (A)- Net	3,00,47,60,543	-	-	-	3,00,47,60,543
(B)					
i)Secured by tangible assets					
ii)Unsecured	2,93,97,43,000	-	-	-	2,93,97,43,000
	7,66,30,282	-	-	-	7,66,30,282
Total (B)- Gross	3,01,63,73,282	-	-	-	3,01,63,73,282
Less:Impairment loss allowance	1,16,12,739	-	-	-	1,16,12,739
Total (B)- Net	3,00,47,60,543	-	-	-	3,00,47,60,543

For ICL Fincorp Limited

Managing Director

For ICL Fincorp Limited

Whole Time Director

For ICL Fincorp Ltd.

Chief Financial Officer



ICL Fincorp Limited

Notes to the Standalone financial statements for the year ended 31-March-2021

(All amounts are in Indian Rupees unless otherwise stated)

2 Loans(Contd)

(C)				
(i) Loans in India				
i) Public Sector	-	-	-	-
ii) Others	3,01,63,73,282	-	-	3,01,63,73,282
Total (C) (i)-Gross	3,01,63,73,282	-	-	3,01,63,73,282
Less: Impairment loss allowance	1,16,12,739	-	-	1,16,12,739
Total (C) (i)-Net	3,00,47,60,543	-	-	3,00,47,60,543

#This amount includes ₹68,59,417/- to ICL Chits Limited and ₹3,89,83,057/- to ICL Tours and Travels Private Limited. It represents the amount of expenditure incurred for and on behalf of the specified companies, which are treated as advances and the Company is charging interest @ 13% per annum and the same is disclosed under Note No. 9. This amount is repayable on demand within a period of three years from the date of incurring of expenses as per the Memorandum of Understanding entered into with the companies. During the year the Company has rescheduled the loan to ICL Tours and Travels Private Limited as an unsecured loan carrying interest at the rate of 13% per annum repayable in 48 monthly installments over a period of 4 (four) years starting from 1st April, 2020 till 1st March, 2024.

Loans and advances due by directors or other officers of the company or any of them either severally or jointly with any other persons	9,66,15,710	Nil	Nil	9,66,15,710
--	-------------	-----	-----	-------------

Amounts due by firms or private companies in which any director is a partner or a director or a member	3,89,83,057	Nil	Nil	3,89,83,057
--	-------------	-----	-----	-------------

For ICL FINCORP LIMITED


Managing Director

For ICL FINCORP LIMITED


Whole Time Director

For ICL FINCORP LTD.


Chief Financial Officer



ICL Fincorp Limited

Notes to the Standalone financial statements for the year ended 31-March-2021

(All amounts are in Indian Rupees unless otherwise stated)

2 Loans(Contd)

As at 31-Mar-2020					
	Amortised Cost	At Fair value		Subtotal	Total₹
		Through Other Comprehensive Income	Through profit or loss		
Loans					
(A)					
i)Loans repayable on demand					
Gold Loan	2,28,83,24,657	-	-	-	2,28,83,24,657
Personal Loan	3,68,49,931	-	-	-	3,68,49,931
Related Party#	4,88,82,819	-	-	-	4,88,82,819
Other	70,55,390	-	-	-	70,55,390
ii)Term Loans					
Gold Loan	2,35,62,234	-	-	-	2,35,62,234
Hypothecation Loan	34,48,571	-	-	-	34,48,571
Business Loan	1,72,69,291	-	-	-	1,72,69,291
Property Loan	6,57,27,056	-	-	-	6,57,27,056
Personal Loan	96,11,484	-	-	-	96,11,484
Total (A)- Gross	2,50,07,31,433	-	-	-	2,50,07,31,433
Less:Impairment loss allowance					
	61,54,631	-	-	-	61,54,631
Total (A)- Net	2,49,45,76,802	-	-	-	2,49,45,76,802
(B)					
i)Secured by tangible assets	2,39,83,31,810	-	-	-	2,39,83,31,810
ii)Unsecured	10,23,99,624	-	-	-	10,23,99,624
Total (B)- Gross	2,50,07,31,433	-	-	-	2,50,07,31,433.27
Less:Impairment loss allowance					
	61,54,631	-	-	-	61,54,631
Total (B)- Net	2,49,45,76,802	-	-	-	2,49,45,76,802

For ICL Fincorp Limited

[Signature]
Managing Director

For ICL Fincorp Limited

[Signature]
Whole Time Director

For ICL Fincorp Ltd.

[Signature]
Chief Financial Officer



ICL Fincorp Limited

Notes to the Standalone financial statements for the year ended 31-March-2021

(All amounts are in Indian Rupees unless otherwise stated)

2. Loans (Contd)

(C)			
(i) Loans in India			
i) Public Sector	-	-	-
ii) Others	2,50,07,31,433	-	2,50,07,31,433
Total (C) (i)-Gross	2,50,07,31,433	-	2,50,07,31,433
Less: Impairment loss allowance	61,54,631	-	61,54,631
Total (C) (i)-Net	2,49,45,76,802	-	2,49,45,76,802

#This amount includes ₹1,52,61,767/- to ICL Chits Ltd and ₹3,36,21,052/- to ICL Tours and Travels. It represents the amount of expenditure incurred for and on behalf of the specified companies, which are treated as advances and the Company is charging interest @ 13% per annum and the same is disclosed under Note No. 9. This amount is repayable on demand within a period of three years from the date of incurring of expenses as per the Memorandum of Understanding entered into with the companies.

Loans and advances due by directors or other officers of the company or any of them either severally or jointly with any other persons	6,53,20,927	Nil	Nil	6,53,20,927
--	-------------	-----	-----	-------------

Amounts due by firms or private companies in which any director is a partner or a director or a member	3,36,21,052	Nil	Nil	3,36,21,052
--	-------------	-----	-----	-------------

For ICL FINCORP LIMITED


Managing Director

For ICL FINCORP LIMITED

Whole Time Director

For ICL FINCORP LTD.


Chief Financial Officer



ICL Fincorp Limited

Notes to the Standalone financial statements for the year ended 31-March-2021
(All amounts are in Indian Rupees unless otherwise stated)

2 Loans(Contd)

Summary of ECL provisions

Particulars	FY 2020-2021			
	Stage 1	Stage 2	Stage 3	Total ₹
i) Gold Loan	50,54,963	4,59,161	18,09,543	73,23,667
ii) Hypothecation Loan	213	3,789	2,18,031	2,22,033
iii) Business Loan	-	-	23,78,300	23,78,300
iv) Property Loan	-	-	40,613	40,613
v) Personal Loan	12,159	-	6,50,907	6,63,066
vi) Related Party	1,13,353	1,66,168	-	2,79,521
vii) Other Loan	-	-	7,05,539	7,05,539
Total closing ECL provisions	51,80,688	6,29,118	58,02,933	1,16,12,739
Particulars	FY 2019-20			
	Stage 1	Stage 2	Stage 3	Total ₹
i) Gold Loan	16,10,308	1,98,470	18,94,287	37,03,065
ii) Hypothecation Loan	10,200	74,153	2,46,672	3,31,025
iii) Business Loan	86	19,610	4,225	23,921
iv) Property Loan	-	1,75,183	25,891	2,01,074
v) Personal Loan	1,69,469	9,14,234	5,22,484	16,06,187
vi) Related Party	92,802	1,96,557	-	2,89,359
Total closing ECL provisions	18,82,865	15,78,207	26,93,559	61,54,631


For ICL Fincorp Limited


Managing Director

For ICL Fincorp Limited


Whole Time Director

For ICL Fincorp Ltd.


Chief Financial Officer



ICL Fincorp Limited
Notes to the Standalone financial statements for the year ended 31-March-2021

(All amounts are in Indian Rupees unless otherwise stated)

2 Loans(Contd.)
As at 31-Mar-2021

Asset Classification as per RBI Norms	Asset classification as per Ind AS 109	Gross Carrying Amount as per Ind AS	Loss Allowances (Provisions) as required under Ind AS 109	Net Carrying Amount	Provisions required as per IRACP norms	Difference between Ind AS 109 provisions and IRACP norms
(1)	(2)	(3)	(4)	(5)=(3)-(4)	(6)	(7) = (4)-(6)
Performing Assets						
Standard	Stage 1 Stage 2 Subtotal	2,88,12,56,809 8,99,21,520 2,97,11,78,328	51,80,688 6,29,118 58,09,806	2,87,60,76,120 8,92,92,402 2,96,53,68,522	73,44,249 2,24,950 75,69,198	(21,63,560) 4,04,168 (17,59,392)
Non-Performing Assets (NPA)						
Substandard	Stage 3 Subtotal	3,74,71,078 3,74,71,078	44,80,403 44,80,403	3,29,90,675 3,29,90,675	37,47,110 37,47,110	7,33,293 7,33,293
Doubtful - up to 1 year	Stage 3	66,97,195	11,22,651	55,74,544	13,53,701	(2,31,050)
1 to 3 years	Stage 3	9,56,788	1,92,190	7,64,598	3,16,695	(1,24,505)
More than 3 years	Stage 3	69,892	7,689	62,203	39,936	(32,247)
Subtotal for doubtful		77,23,875	13,22,530	64,01,345	17,10,332	(3,87,802)
Loss	Stage 3 Subtotal for NPA	- 4,51,94,954	- 58,02,933	- 3,93,92,021	- 54,57,442	- 3,45,491
Other items such as guarantees, loan commitments, etc. which are in the scope of Ind AS 109 but not covered under current Income Recognition, Asset Classification and Provisioning (IRACP) norms	Stage 1 Stage 2 Stage 3 Subtotal	- - - -	- - - -	- - - -	- - - -	- - - -
Total	Stage 1 Stage 2 Stage 3 Total	2,88,12,56,809 8,99,21,520 4,51,94,954 3,01,63,73,282	51,80,688 6,29,118 58,02,933 1,16,12,739	2,87,60,76,120 8,92,92,402 3,93,92,021 3,00,47,60,542	73,44,249 2,24,950 54,57,442 1,30,26,640	(21,63,560) 4,04,168 3,45,491 (14,13,901)

For ICL Fincorp Limited

Managing Director

For ICL Fincorp Limited

Chief Financial Officer

For ICL Fincorp Ltd.

Chief Financial Officer



F 596

ICL Fincorp Limited

Notes to the Standalone financial statements for the year ended 31-March-2021

(All amounts are in Indian Rupees unless otherwise stated)

2 Loans(Contd)

As at 31-Mar-2020

Asset Classification as per RBI Norms	(1)	(2)	Gross Carrying Amount as per Ind AS	(3)	Loss Allowances (Provisions) as required under Ind AS 109	(4)	Net Carrying Amount	(5)=(3)-(4)	Provisions required as per IRACP norms	(6)	Difference between Ind AS 109 provisions and IRACP norms	(7) = (4)-(6)
Performing Assets												
Standard		Stage 1	2,35,16,99,697		18,82,865		2,34,98,16,832		58,79,252		(39,96,387)	
		Stage 2	11,98,72,703		15,78,207		11,82,94,496		2,99,740		12,78,467	
		Subtotal	2,47,15,72,400		34,61,072		2,46,81,11,328		61,78,991		(27,17,919)	
Non-Performing Assets (NPA)												
Substandard		Stage 3	2,71,23,927		23,83,909		2,47,40,018		27,12,397		(3,28,488)	
Doubtful - up to 1 year		Stage 3	19,68,290		3,02,300		16,65,990		3,93,658		(91,358)	
1 to 3 years		Stage 3	51,603		5,677		45,926		15,481		(9,804)	
More than 3 years		Stage 3	15,214		1,673		13,541		7,607		(5,934)	
		Subtotal for doubtful	20,35,106		3,09,650		17,25,456		4,16,746		(1,07,096)	
Loss		Stage 3	-		-		-		-		-	
		Subtotal for NPA	2,91,59,033		26,93,559		2,64,65,474		31,29,142		(4,35,583)	
Other items such as guarantees, loan commitments, etc. which are in the scope of Ind AS 109 but not covered under current Income Recognition, Asset Classification and Provisioning (IRACP) norms		Stage 1	-		-		-		-		-	
		Stage 2	-		-		-		-		-	
		Stage 3	-		-		-		-		-	
		Subtotal	-		-		-		-		-	
Total		Stage 1	2,35,16,99,697		18,82,865		2,34,98,16,832		58,79,252		(39,96,387)	
		Stage 2	11,98,72,703		15,78,207		11,82,94,496		2,99,740		12,78,467	
		Stage 3	2,91,59,033		26,93,559		2,64,65,474		31,29,142		(4,35,583)	
		Total	2,50,07,31,433		61,54,631		2,49,45,76,802		93,08,134		(31,53,503)	

For ICL Fincorp Limited

Managing Director

For ICL Fincorp Limited

Whole Time Director

For ICL Fincorp Ltd.

Chief Financial Officer



ICL Fincorp Limited
Notes to the Standalone financial statements for the year ended 31-March-2021
(All amounts are in Indian Rupees unless otherwise stated)

10 Investments	At Fair Value				Total ₹
	Amortised Cost	Through Other Comprehensive Income	Through Profit or Loss	Designated at fair value through profit or loss	
As at 31-Mar-2021					
Mutual funds	-	-	-	-	-
Government securities	-	-	-	-	-
Other Companies	-	-	1,21,39,252	-	1,21,39,252
Equity Instruments	-	-	-	-	-
Subsidiaries	-	-	-	-	-
Salem Erode Investments Ltd (Quoted)	-	-	-	-	-
Others (Quoted)	-	-	81,10,255	-	81,10,255
Total Gross (A)	-	-	2,02,49,507	2,02,49,507	24,70,14,905
Investment Outside India	-	-	-	-	-
Investment In India	-	-	2,02,49,507	2,02,49,507	24,70,14,905
Total Gross (B)	-	-	2,02,49,507	2,02,49,507	24,70,14,905
Less: Allowance for impairment loss (C)	-	-	-	-	-
Total - Net (D) = (A) - (C)	-	-	2,02,49,507	2,02,49,507	24,70,14,905
As at 31-Mar-2020					
Mutual funds	-	-	-	-	-
Government securities	-	-	-	-	-
Debt Securities	-	-	-	-	-
Equity Instruments	-	-	-	-	-
Subsidiaries	-	-	-	-	-
Salem Erode Investments Ltd (Quoted)	-	-	-	-	-
Others (Quoted)	-	-	34,97,681	-	34,97,681
Total Gross (A)	-	-	34,97,681	34,97,681	23,33,91,880
Investment Outside India	-	-	-	-	-
Investment In India	-	-	34,97,681	34,97,681	23,33,91,880
Total Gross (B)	-	-	34,97,681	34,97,681	23,33,91,880
Less: Allowance for impairment loss (C)	-	-	-	-	-
Total - Net (D) = (A) - (C)	-	-	34,97,681	34,97,681	23,33,91,880

For ICL Fincorp Limited


Managing Director

For ICL Fincorp Limited


Whole Time Director

For ICL Fincorp Ltd.


Chief Financial Officer



Details of Investments in Equity Instruments and Mutual Funds

Name of Body Corporate	As at 31-Mar-2021		As at 31-Mar-2020	
	Quantity of Shares	Market value	Quantity of Shares	Market value
Adani Ports & Special Economic Zone Ltd.	250	1,75,600	500	30,500
Aarti Drugs Ltd.	500	3,47,150	-	-
Bajaj Electricals Ltd.	100	97,660	-	-
Bharat Alkaloids Ltd.	500	2,58,650	-	-
Bharat Electronics Ltd.	1000	1,25,100	-	-
Bharat Petroleum Corporation Ltd.	1000	4,27,950	-	-
Bharat Rasayan Ltd.	20	1,88,312	-	-
Britannia Industries Ltd.	100	3,62,505	-	-
CESC Ltd.	250	1,48,388	-	-
Dilip Buildcon Ltd.	250	1,45,000	-	-
Divi's Laboratories Ltd.	100	3,62,280	-	-
Gold Benchmark Exchange Traded Scheme	2000	76,340	-	-
Graphite India Ltd	-	-	500	72,725
Hindustan Petroleum Corporation Ltd.	750	1,75,875	1500	1,90,875
Hindalco Industries Ltd.	500	1,63,425	9285	1,66,666
ICICI Prudential Life Insurance Company Ltd.	500	2,22,800	-	-
Indian Railway Finance Corporation Ltd.	10000	2,29,000	-	-
Indian Oil Corporation Ltd.	500	45,925	-	-
Indral Stainless (Hisar) Ltd	500	62,525	-	-
Karur Vyasa Bank Ltd.	1000	55,600	-	-
Kings Infra Ventures Ltd.	1000	24,800	-	-
LIC Housing Finance Ltd.	750	3,21,150	-	-
Lennon Tree Hotels Ltd	6000	2,22,000	-	-
Manappuram Finance Ltd.	500	74,600	-	-
Mishra Dhatu Nigam Ltd.	200	35,370	-	-
Piramal Enterprises Ltd	-	-	437	4,80,700
Power Grid Corporation of India Ltd.	500	1,07,825	5000	1,10,000
Railtel Corporation of India Ltd.	1000	1,26,800	1000	2,82,950
Reliance Communications Ltd	15000	25,500	1998	39,860
State Bank of India	500	1,82,150	700	6,57,650
SIFY Ltd	-	-	15000	9,750
SICM Egg Products Export (India) Ltd	-	-	1000	20,750
South Indian Bank Ltd.	30000	2,47,500	2230	69,130
Sun TV Network Ltd	-	-	500	1,42,975
Tata Coffee Ltd	-	-	1000	56,150
Tata Steel Ltd	-	-	500	1,34,800
Tourism Finance Corporation of India Ltd.	1000	61,600	14000	79,800
Venky's (India) Ltd	1250	19,44,500	-	-
Vodafone Idea Ltd	27500	2,54,375	-	-
YES Bank Ltd	26000	4,05,600	-	-
Zee Entertainment Enterprises Ltd.	2000	4,06,400	1000	8,44,700
Vodafone Idea Ltd	-	-	27500	85,250
YES Bank Ltd	-	-	1000	22,450
SUB TOTAL		81,10,255		34,97,681
Total Mutual Fund	-	-	-	-
SUB TOTAL		81,10,255		34,97,681
TOTAL ₹		81,10,255		34,97,681

During the period the company has credited an amount of Rs.58,51,928/- (Previous Year: Rs. -33,78,739/- being difference between the Cost and Market value as on 31st March 2021 to the statement of Profit and Loss as Loss on current investment due to market fluctuations.

For ICL FINCORP LIMITED

Pan my
Managing Director

For ICL FINCORP LIMITED

Pan my
For ICL FINCORP LTD.
Chief Financial Officer



ICL Fincorp Limited

Notes to the Standalone financial statements for the year ended 31-March-2021

(All amounts are in Indian Rupees unless otherwise stated)

11 Other Financial Asset

	As at 31-Mar-2021	As at 31-Mar-2020
Interest accrued on loan portfolio	14,96,04,399	12,13,52,785
Security deposits	3,72,27,284	3,22,99,572
Balance with Demat account(Kotak Securities)	2,13,161	1,32,649
Other Receivables	27,13,116	35,70,463
Total ₹	18,97,57,960	15,73,55,469

12 Current tax assets

	As at 31-Mar-2021	As at 31-Mar-2020
Advance Income Tax & Tax Deducted at Source	3,31,23,975	1,59,77,816
Total ₹	3,31,23,975	1,59,77,816

For ICL FINCORP LIMITED


Managing Director

For ICL FINCORP LIMITED


Whole Time Director

For ICL FINCORP LTD.


Chief Financial Officer



ICL Fincorp Limited
Notes to the Standalone financial statements for the year ended 31-March-2021
(All amounts are in Indian Rupees unless otherwise stated)

13(A) Property, Plant and Equipment

	Land	Building	Electrical installations & Equipments	Furniture and fixtures	Office Equipments	Motor Vehicles	Computer and accessories	Total ₹
Cost or valuation								
At 1-Apr-2019	1,96,07,370	33,12,220	1,42,58,265	7,80,88,361	1,60,70,534	20,77,340	1,84,66,761	15,18,80,851
Additions	-	-	30,04,390	2,01,53,356	27,36,612	1,45,74,658	40,30,015	4,44,99,030
Disposals	-	-	-	-	-	-	-	-
Write off	-	-	-	-	-	-	-	-
As at 31-Mar-2020	1,96,07,370	33,12,220	1,72,62,654	9,82,41,716	1,88,07,146	1,66,51,998	2,24,96,776	19,63,79,880
Additions	-	-	15,71,720	2,34,13,773	1,30,42,034	-	29,26,237	4,09,53,765
Disposals	-	-	28,100	2,02,030	-	-	1,70,661	4,00,791
Write off	-	-	-	-	-	-	-	-
As at 31-Mar-2021	1,96,07,370	33,12,220	1,88,06,274	12,14,53,460	3,18,49,180	1,66,51,998	2,52,52,352	23,69,32,854
Depreciation								
At 1-Apr-2019	-	3,87,259	65,49,886	3,13,38,796	87,97,434	11,26,618	1,45,03,197	6,27,03,191
Charge for the year	-	1,42,446	24,17,381	1,42,61,921	38,95,524	25,85,298	36,58,169	2,69,60,739
Disposals	-	-	-	-	-	-	-	-
Write off	-	-	-	-	-	-	-	-
As at 31-Mar-2020	-	5,29,705	89,67,267	4,56,00,717	1,26,92,958	37,11,916	1,81,61,366	8,96,63,930
Charge for the period	-	1,35,138	22,63,036	1,45,35,101	43,72,721	40,30,115	30,12,338	2,83,48,449
Disposals	-	-	2,397	17,347	-	-	37,210	56,954
Write off	-	-	-	-	-	-	-	-
As at 31-Mar-2021	-	6,64,843	1,12,27,906	6,01,18,471	1,70,65,679	77,42,031	2,11,36,494	11,79,55,425
Net Block								
At 1-Apr-2019	1,96,07,370	29,24,961	77,08,379	4,67,49,564	72,73,100	9,50,722	39,63,564	8,91,77,660
As at 31-Mar-2020	1,96,07,370	27,82,515	82,95,387	5,26,40,999	61,14,188	1,29,40,082	43,35,410	10,67,15,951
As at 31-Mar-2021	1,96,07,370	26,47,377	75,78,368	6,13,34,988	1,47,83,501	89,09,967	41,15,858	11,89,77,430

For ICL FINCORP LIMITED

[Signature]
Managing Director

For ICL FINCORP LIMITED

[Signature]
Whole Time Director

For ICL FINCORP LTD.
[Signature]
Chief Financial Officer



ICL Fincorp Limited**Notes to the Standalone financial statements for the year ended 31-March-2021***(All amounts are in Indian Rupees unless otherwise stated)***13(B) Right-of-Use Asset**

	Total ₹
Building	
At 1-Apr-2019	5,70,39,587
Additions	4,14,82,492
Disposals	-
As at 31-Mar-2020	9,85,22,078
Additions	1,20,12,060
Disposals	-
As at 31-Mar-2021	11,05,34,139
Depreciation	
At 1-Apr-2019	2,15,48,951
Charge for the year	2,82,30,875
Disposals	-
As at 31-Mar-2020	4,97,79,826
Charge for the period	2,42,62,038
Disposals	-
As at 31-Mar-2021	7,40,41,864
Net Right-of-use asset	
At 1-Apr-2019	3,54,90,635
As at 31-Mar-2020	4,87,42,252
As at 31-Mar-2021	3,64,92,274

13(B) Lease Liability

Balance at the beginning as on 01-04-2019	3,26,79,621
Additions	3,66,23,052
Finance cost accrued during the year	51,87,945
Deletions	-
Payment of lease liabilities	3,03,26,034
Balance at the end as on 31-3-2020	4,41,64,585
Additions	1,08,52,280
Finance cost accrued during the year	88,83,992
Deletions	5,14,301
Payment of lease liabilities	2,91,75,507
Balance at the end as on 31-3-2021	3,42,11,049
Particulars	As at 31-Mar-2021
Less than one year	1,88,83,615
One to five years	1,53,27,434
More than five years	-
Total ₹	3,42,11,049

For ICL Fincorp Limited

Managing Director

For ICL Fincorp Limited

Whole Time Director

For ICL Fincorp Ltd.

Chief Financial Officer

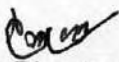


ICL Fincorp Limited**Notes to the Standalone financial statements for the year ended 31-March-2021***(All amounts are in Indian Rupees unless otherwise stated)***14 Other Intangible Assets**

Computer Software	
Cost	
At 1-Apr-2019	13,65,000
Additions	20,23,376
Disposals	-
As at 31-Mar-2020	33,88,376
Additions	2,52,521
Disposals	-
As at 31-Mar-2021	36,40,897
Amortization	
At 1-Apr-2019	5,26,784
Charge for the year	4,77,027
Disposals	-
As at 31-Mar-2020	10,03,811
Charge for the period	4,23,210
Disposals	-
As at 31-Mar-2021	14,27,021
Net Block	
At 1-Apr-2019	8,38,216
As at 31-Mar-2020	23,84,565
As at 31-Mar-2021	22,13,876

#Management has not identified any intangible assets of less than six years useful life

For ICL FINCORP LIMITED


Managing Director

For ICL FINCORP LIMITED


Whole Time Director

For ICL FINCORP LTD.


Chief Financial Officer

ICL Fincorp Limited

Notes to the Standalone financial statements for the year ended 31-March-2021

(All amounts are in Indian Rupees unless otherwise stated)

15 Other Non-Financial Asset

	As at 31-Mar-2021	As at 31-Mar-2020
Prepaid Expenses	2,39,32,929	3,62,98,975
GST Receivables	1,28,07,255	78,74,578
Other Advances	5,67,18,865	2,84,14,716
Deferred Revenue Expenditure	-	1,96,27,066
Total ₹	9,34,59,049	9,22,15,335

The outstanding balance of Deferred Revenue Expenditure represents advertisement amount spent during earlier years upto 31st March 2015 which is being amortized @ 25% per annum and expenditure related to balance period upto 31st March 2018 is amortised @20%. Accordingly a total amount of ₹1,96,27,066/- (P Y-₹ 1,61,27,991/-) is written off to the Statement of Profit and Loss during the period.

For ICL FINCORP LIMITED


Managing Director

For ICL FINCORP LIMITED


Whole Time Director

For ICL FINCORP LTD.


Chief Financial Officer



ICL Fincorp Limited

Notes to the Standalone financial statements for the year ended 31-March-2021

(All amounts are in Indian Rupees unless otherwise stated)

16 Trade payables

Total outstanding dues of micro enterprises and small enterprises; and
Total outstanding dues of creditors other than micro enterprises and small enterprises.

Total ₹

As at 31-Mar-2021	As at 31-Mar-2020
11,06,890	5,22,475
71,77,541	52,96,329
82,84,430	58,18,804

Disclosure:- Micro, Small and Medium Enterprises

a) the principal amount and the interest due thereon (to be shown separately) remaining unpaid to any supplier at the end of each accounting year;

Nil

Nil

(b) the amount of interest paid by the buyer in terms of section 16 of the Micro, Small and Medium Enterprises Development Act, 2006, along with the amount of the payment made to the supplier beyond the appointed day during each accounting year;

Nil

Nil

(c) the amount of interest due and payable for the period of delay in making payment (which have been paid but beyond the appointed day during the year) but without adding the interest specified under the Micro, Small and Medium Enterprises Development Act, 2006;

Nil

Nil

(d) the amount of interest accrued and remaining unpaid at the end of each accounting year; and

Nil

Nil

(e) the amount of further interest remaining due and payable even in the succeeding years, until such date when the interest dues above are actually paid to the small enterprise, for the purpose of disallowance of a deductible expenditure under section 23 of the Micro, Small and Medium Enterprises Development Act, 2006.

Nil

Nil

Dues to Micro and Small Enterprises have been determined to the extend such parties have been identified on the basis of information collected by the Management.

For ICL FINCORP LIMITED

Managing Director

For ICL FINCORP LIMITED

Whole Time Director

For ICL FINCORP LTD

Chief Financial Officer



ICL Fincorp Limited

Notes to the Standalone financial statements for the year ended 31-March-2021

(All amounts are in Indian Rupees unless otherwise stated)

17 Debt Securities

At Amortised Cost

Privately placed redeemable non-convertible debentures (Secured)

2,17,27,67,000 1,69,71,95,000

Others - Non-convertible Debentures - Public issue (Secured)

- -

Total (A)

2,17,27,67,000 1,69,71,95,000

Debt securities in India

2,17,27,67,000 1,69,71,95,000

Debt securities outside India

- -

Total (B)

2,17,27,67,000 1,69,71,95,000

Nature of Security

Secured (first ranking) by a hypothecation of all loan receivables, advances, fixed assets and other unencumbered assets of the Company, both present and future. The immovable properties owned by the Managing Director, Director and shareholders, valued at ₹ 2.80 crores, ₹ 2.02 crores, ₹ 0.50 crores and ₹ 0.70 crores are also hypothecated as security. The Company has executed a separate deed of hypothecation in favour of Trustees for creation of this security.

Debentures are offered for a period of 13 months to 65 months.


For ICL FINCORP LIMITED


Managing Director

For ICL FINCORP LIMITED


Whole Time Director

For ICL FINCORP LTD.


Chief Financial Officer



ICL Fincorp Limited

Notes to the Standalone financial statements for the year ended 31-March-2021

(All amounts are in Indian Rupees unless otherwise stated)

17 Debt Securities (contd.)

A) Non Convertible Debentures (Secured)

Non Convertible Debentures of ₹1,000/- each. Details of rate of interest and maturity pattern as on the date of the balance sheet is as under:

As at 31-Mar-2021

Redeemable at par within	Rate of interest							
	>= 10% < 12%		>= 12% < 14%		>= 14%		Total ₹	
	Number	Amount	Number	Amount	Number	Amount	Number	Amount
Due within 1 year	73,751	7,37,51,000	5,48,011	54,80,11,000	27,135	2,71,35,000	6,48,897	64,88,97,000
Due within 1-2 years	13,867	1,38,67,000	7,01,495	70,14,95,000	23,864	2,38,64,000	7,39,226	73,92,26,000
Due within 2-3 years	-	-	4,84,124	48,41,24,000	-	-	4,84,124	48,41,24,000
Due within 3-4 years	-	-	83,659	8,36,59,000	-	-	83,659	8,36,59,000
Due within 4-5 years	-	-	1,38,576	13,85,76,000	-	-	1,38,576	13,85,76,000
Due within 5-6 years	-	-	78,285	7,82,85,000	-	-	78,285	7,82,85,000
Grand Total ₹	87,618	8,76,18,000	20,34,150	2,03,41,50,000	50,999	5,09,99,000	21,72,767	2,17,27,67,000

As at 31-Mar-2020

Redeemable at par within	Rate of interest							
	>= 10% < 12%		>= 12% < 14%		>= 14%		Total ₹	
	Number	Amount	Number	Amount	Number	Amount	Number	Amount
Due within 1 year	47,671	4,76,71,000	6,55,356	65,53,56,000	7,348	73,48,000	7,10,375	71,03,75,000
Due within 1-2 years	7,009	70,09,000	3,32,254	33,22,54,000	28,504	2,85,04,000	3,67,767	36,77,67,000
Due within 2-3 years	-	-	3,34,933	33,49,33,000	28,881	2,88,81,000	3,63,814	36,38,14,000
Due within 3-4 years	-	-	96,395	9,63,95,000	-	-	96,395	9,63,95,000
Due within 4-5 years	-	-	86,134	8,61,34,000	-	-	86,134	8,61,34,000
Due within 5-6 years	-	-	72,710	7,27,10,000	-	-	72,710	7,27,10,000
Grand Total ₹	54,680	5,46,80,000	15,77,782	1,57,77,82,000	64,733	6,47,33,000	16,97,195	1,69,71,95,000

For ICL FINCORP LIMITED

[Signature]
Managing Director

For ICL FINCORP LIMITED

[Signature]
Whole Time Director

For ICL FINCORP LTD.

Chief Financial Officer



ICL Fincorp Limited**Notes to the Standalone financial statements for the year ended 31-March-2021***(All amounts are in Indian Rupees unless otherwise stated)***17 Debt Securities (contd.)****D] Non Convertible Debentures of ₹1,000/- each - series-wise classification****As at 31-Mar-2021**

Sl. No.	Date of Allotment	Outstanding	Interest Rate	Tenure(months)
1	15-04-2016	16,60,000	14.87%	62
2	30-04-2016	9,50,000	14.87%	62
3	02-05-2016	1,00,000	14.87%	62
4	15-05-2016	12,00,000	14.87%	62
5	31-05-2016	1,00,000	14.87%	62
6	15-06-2016	2,00,000	14.87%	62
7	30-06-2016	3,00,000	14.87%	62
8	15-07-2016	12,60,000	14.87%	62
9	31-07-2016	5,75,000	14.87%	62
10	31-08-2016	12,00,000	14.87%	62
11	15-09-2016	11,20,000	14.87%	62
12	30-09-2016	6,50,000	14.87%	62
13	15-10-2016	37,20,000	14.87%	62
14	31-10-2016	9,00,000	14.87%	62
15	15-11-2016	23,50,000	14.87%	62
16	30-11-2016	1,00,000	14.87%	62
17	15-12-2016	3,00,000	14.87%	62
18	31-12-2016	18,00,000	14.87%	62
19	15-01-2017	16,00,000	14.87%	62
20	31-01-2017	10,50,000	14.87%	62
21	15-02-2017	31,50,000	14.87%	62
22	28-02-2017	27,80,000	14.87%	62
23	15-03-2017	23,69,000	14.87%	62
24	31-03-2017	35,59,000	14.87%	62
25	15-04-2017	40,10,000	14.87%	62
26	30-04-2017	51,71,000	14.87%	62
27	15-05-2017	29,15,000	14.87%	62
28	31-05-2017	2,70,000	14.87%	62
29	15-06-2017	23,40,000	14.87%	62
30	30-06-2017	19,00,000	14.87%	62
31	15-07-2017	29,07,000	13.66%-14.87%	62-65
32	31-07-2017	30,04,000	13.66%	65
33	16-08-2017	42,50,000	13.66%	65
34	31-08-2017	23,94,000	13.66%	65
35	15-09-2017	18,85,000	13.66%	65
36	30-09-2017	24,60,000	13.66%	65
37	15-10-2017	75,55,000	13.66%	65
38	31-10-2017	75,15,000	13.66%	65

For ICL FINCORP LIMITED

Managing Director

For ICL FINCORP LIMITED

Whole Time Director

For ICL FINCORP LTD.

Chief Financial Officer



ICL Fincorp Limited**Notes to the Standalone financial statements for the year ended 31-March-2021***(All amounts are in Indian Rupees unless otherwise stated)***17 Debt Securities (contd.)****D] Non Convertible Debentures of ₹1,000/- each - series-wise classification****As at 31-Mar-2021**

Sl. No.	Date of Allotment	Outstanding	Interest Rate	Tenure(months)
39	15-11-2017	17,25,000	13.66%	65
40	30-11-2017	31,20,000	13.66%	65
41	15-12-2017	35,03,000	13.66%	65
42	31-12-2017	23,75,000	13.66%	65
43	15-01-2018	34,20,000	13.66%	65
44	31-01-2018	27,60,000	13.66%	65
45	15-02-2018	26,00,000	13.66%	65
46	28-02-2018	43,03,000	13.66%	65
47	05-03-2018	2,20,000	13.66%	65
48	12-03-2018	53,60,000	13.66%	65
49	19-03-2018	23,75,000	13.66%	65
50	26-03-2018	13,50,000	13.66%	65
51	03-04-2018	40,50,000	13.66%	65
52	10-04-2018	16,55,000	13.66%	65
53	16-04-2018	14,80,000	13.66%	65
54	23-04-2018	9,50,000	13.66%	65
55	30-04-2018	9,80,000	13.66%	65
56	07-05-2018	15,00,000	13.66%	65
57	14-05-2018	10,00,000	13.66%	65
58	21-05-2018	22,00,000	13.66%	65
59	28-05-2018	16,25,000	13.66%	65
60	04-06-2018	37,42,000	13.66%	65
61	11-06-2018	6,00,000	13.66%	65
62	18-06-2018	41,00,000	13.66%	65
63	25-06-2018	36,50,000	13.66%	65
64	02-07-2018	10,81,000	13.66%	65
65	09-07-2018	4,00,000	13.66%	65
66	16-07-2018	8,25,000	13.66%	65
67	23-07-2018	22,00,000	13.66%	65
68	30-07-2018	22,24,000	13.66%	65
69	06-08-2018	19,95,000	13.66%	65
70	13-08-2018	40,81,000	13.66%	65
71	20-08-2018	31,74,000	13.66%	65
72	03-09-2018	37,25,000	13.66%	65
73	10-09-2018	48,00,000	13.66%	65
74	17-09-2018	9,15,000	13.66%	65
75	24-09-2018	1,50,000	13.66%	65
76	01-10-2018	25,92,000	13.66%	65



For ICL Fincorp Limited

Managing Director

For ICL Fincorp Limited

Whole Time Director

For ICL Fincorp Ltd.

Chief Financial Officer



ICL Fincorp Limited**Notes to the Standalone financial statements for the year ended 31-March-2021***(All amounts are in Indian Rupees unless otherwise stated)***17 Debt Securities (contd.)****D] Non Convertible Debentures of ₹1,000/- each - series-wise classification****As at 31-Mar-2021**

Sl. No.	Date of Allotment	Outstanding	Interest Rate	Tenure(months)
77	07-11-2018	50,00,000	13.66%	65
78	07-12-2018	76,60,000	13.66%	65
79	07-01-2019	58,15,000	13.66%	65
80	07-02-2019	2,11,60,000	12.25%-13.66%	36-65
81	07-03-2019	2,55,27,000	12.25%-13.66%	36-65
82	12-04-2019	5,15,59,000	12%-13.66%	24-65
83	07-05-2019	3,84,43,000	12%-13.66%	24-65
84	07-06-2019	4,97,74,000	12%-13.66%	24-65
85	08-07-2019	3,84,38,000	12%-13.66%	24-65
86	07-08-2019	4,36,50,000	12%-13.66%	24-65
87	07-09-2019	5,23,39,000	12%-13.66%	24-65
88	09-10-2019	5,10,41,000	12%-13.66%	24-65
89	07-11-2019	6,57,21,000	12%-13.66%	24-65
90	19-12-2019	11,79,57,000	12%-13.66%	24-65
91	13-01-2020	5,69,10,000	12%-13.66%	24-65
92	18-02-2020	4,97,46,000	12%-13.66%	24-65
93	18-03-2020	9,67,90,000	11.5%-13.66%	13-65
94	17-04-2020	2,80,71,000	11.5%-13.66%	13-65
95	12-05-2020	7,88,30,000	11.5%-13.66%	13-65
96	13-06-2020	4,88,32,000	11.5%-13.66%	13-65
97	30-06-2020	6,31,98,000	11.5%-13.66%	13-65
98	14-07-2020	11,24,23,000	11.5%-13.66%	13-65
99	11-08-2020	5,83,95,000	11.5%-13.66%	13-65
100	27-08-2020	11,44,11,000	11.5%-13.66%	13-65
101	12-09-2020	5,33,25,000	11.5%-13.66%	13-65
102	29-09-2020	4,94,72,000	11.5%-13.66%	13-65
103	13-10-2020	4,83,81,000	11.5%-13.66%	13-65
104	02-11-2020	6,22,00,000	11.5%-13.66%	13-65
105	18-11-2020	5,49,11,000	11.5%-13.66%	13-65
106	05-12-2020	5,10,90,000	11.5%-13.66%	13-65
107	21-12-2020	6,01,69,000	11.5%-13.66%	13-65
108	07-01-2021	4,92,45,000	11.5%-13.66%	13-65
109	27-01-2021	5,21,25,000	11.5%-13.66%	13-65
110	09-02-2021	5,69,17,000	11.5%-13.66%	13-65
111	23-02-2021	5,35,75,000	11.5%-13.66%	13-65
112	09-03-2021	5,05,03,000	11.5%-13.66%	13-65
113	25-03-2021	6,80,50,000	11.5%-13.66%	13-65
114	30-03-2021	1,07,40,000	11.5%-13.66%	13-65
Total ₹		2,17,27,67,000		



For ICL Fincorp Limited

Managing Director

For ICL Fincorp Limited

Whole Time Director

For ICL Fincorp Ltd.

Chief Financial Officer



ICL Fincorp Limited**Notes to the Standalone financial statements for the year ended 31-March-2021***(All amounts are in Indian Rupees unless otherwise stated)***17 Debt Securities (contd.)***DJ Non Convertible Debentures of ₹1,000/- each - series-wise classification**As at 31-Mar-2020*

Sl. No.	Date of Allotment	Outstanding	Interest Rate	Tenure(months)
1	09-06-2015	2,00,000	14.50%	58
2	24-06-2015	5,00,000	14.50%	58
3	15-08-2015	50,000	14.50%	58
4	17-08-2015	1,00,000	14.50%	58
5	30-08-2015	2,00,000	14.50%	58
6	12-09-2015	3,00,000	14.50%	58
7	30-09-2015	10,00,000	14.50%	58
8	15-10-2015	7,50,000	14.50%	58
9	15-11-2015	1,55,000	14.50%	58
10	30-11-2015	2,93,000	14.50%	58
11	15-12-2015	11,00,000	14.50%	58
12	30-01-2016	8,00,000	14.50%	58
13	15-02-2016	13,00,000	14.50%	58
14	15-04-2016	21,60,000	14.5-14.87%	58-60
15	30-04-2016	9,50,000	14.87%	60
16	02-05-2016	1,00,000	14.87%	60
17	15-05-2016	16,00,000	14.87%	60
18	31-05-2016	1,00,000	14.87%	60
19	15-06-2016	2,00,000	14.87%	60
20	30-06-2016	3,00,000	14.87%	60
21	15-07-2016	17,25,000	14.87%	60
22	28-07-2016	1,00,000	14.50%	58
23	31-07-2016	5,75,000	14.87%	60
24	31-08-2016	12,00,000	14.87%	60
25	15-09-2016	13,20,000	14.87%	60
26	30-09-2016	6,50,000	14.87%	60
27	15-10-2016	37,20,000	14.87%	60
28	31-10-2016	9,00,000	14.87%	60
29	15-11-2016	23,50,000	14.87%	60
30	30-11-2016	1,00,000	14.87%	60
31	15-12-2016	3,00,000	14.87%	60
32	31-12-2016	18,00,000	14.87%	60
33	15-01-2017	16,00,000	14.87%	60
34	31-01-2017	10,50,000	14.87%	60
35	15-02-2017	34,54,000	14.87%	60
36	28-02-2017	27,80,000	14.87%	60
37	15-03-2017	23,69,000	14.87%	60-62
38	31-03-2017	36,59,000	14.87%	62

For ICL FINCORP LIMITED


 Managing Director

For ICL FINCORP LIMITED


 Whole Time Director

For ICL FINCORP LTD.


 Chief Financial Officer


ICL Fincorp Limited**Notes to the Standalone financial statements for the year ended 31-March-2021***(All amounts are in Indian Rupees unless otherwise stated)***17 Debt Securities (contd.)****D] Non Convertible Debentures of ₹1,000/- each - series-wise classification****As at 31-Mar-2020**

Sl. No.	Date of Allotment	Outstanding	Interest Rate	Tenure(months)
39	15-04-2017	40,10,000	14.87%	62
40	30-04-2017	51,71,000	14.87%	62
41	15-05-2017	70,20,000	14.87%	62
42	31-05-2017	2,70,000	14.87%	62
43	15-06-2017	27,40,000	14.87%	62
44	30-06-2017	23,12,000	14.87%	62
45	15-07-2017	29,07,000	13.66-14.87%	62-65
46	31-07-2017	30,04,000	13.66%	65
47	16-08-2017	44,50,000	13.66%	65
48	31-08-2017	23,94,000	13.66%	65
49	15-09-2017	18,85,000	13.66%	65
50	30-09-2017	24,60,000	13.66%	65
51	15-10-2017	79,45,000	13.66%	65
52	31-10-2017	75,15,000	13.66%	65
53	15-11-2017	17,25,000	13.66%	65
54	30-11-2017	34,10,000	13.66%	65
55	15-12-2017	35,03,000	13.66%	65
56	31-12-2017	23,75,000	13.66%	65
57	15-01-2018	39,20,000	13.66%	65
58	31-01-2018	27,60,000	13.66%	65
59	15-02-2018	26,00,000	13.66%	65
60	28-02-2018	43,03,000	13.66%	65
61	05-03-2018	6,20,000	12.5-13.66%	24-65
62	12-03-2018	53,90,000	12.5-13.66%	24-65
63	19-03-2018	25,75,000	12.5-13.66%	24-65
64	26-03-2018	19,10,000	12-13.66%	24-65
65	03-04-2018	2,05,99,000	12-13.66%	24-65
66	10-04-2018	1,98,13,000	12-13.66%	24-65
67	16-04-2018	1,03,04,000	12-13.66%	24-65
68	23-04-2018	1,95,12,000	12-13.66%	24-65
69	30-04-2018	85,70,000	12-13.66%	24-65
70	07-05-2018	1,57,80,000	12-13.66%	24-65
71	14-05-2018	1,38,25,000	12-13.66%	24-65
72	21-05-2018	1,87,65,000	12-13.66%	24-65
73	28-05-2018	80,75,000	12-13.66%	24-65
74	04-06-2018	94,12,000	12-13.66%	24-65
75	11-06-2018	92,62,000	12-13.66%	24-65
76	18-06-2018	98,80,000	12-13.66%	24-65

For ICL FINCORP LIMITED

Managing Director

For ICL FINCORP LIMITED

Whole Time Director

For ICL FINCORP LTD.

Chief Financial Officer



ICL Fincorp Limited**Notes to the Standalone financial statements for the year ended 31-March-2021***(All amounts are in Indian Rupees unless otherwise stated)***17 Debt Securities (contd.)****D] Non Convertible Debentures of ₹1,000/- each - series-wise classification****As at 31-Mar-2020**

Sl. No.	Date of Allotment	Outstanding	Interest Rate	Tenure(months)
77	25-06-2018	1,89,27,000	12-13.66%	24-65
78	02-07-2018	2,66,88,000	12-13.66%	24-65
79	09-07-2018	1,19,15,000	12-13.66%	24-65
80	16-07-2018	1,00,39,000	12-13.66%	24-65
81	23-07-2018	1,93,26,000	12-13.66%	24-65
82	30-07-2018	1,22,85,000	12-13.66%	24-65
83	06-08-2018	1,53,39,000	12-13.66%	24-65
84	13-08-2018	1,65,81,000	12-13.66%	24-65
85	20-08-2018	82,59,000	12-13.66%	24-65
86	27-08-2018	35,00,000	12-13%	24-65
87	03-09-2018	1,57,38,000	12-13.66%	24-65
88	10-09-2018	1,55,20,000	12-13.66%	24-65
89	17-09-2018	1,15,40,000	12-13.66%	24-65
90	24-09-2018	63,51,000	12-13.66%	24-65
91	01-10-2018	1,62,30,000	12-13.66%	24-65
92	07-11-2018	4,11,19,000	12-13.66%	24-65
93	07-12-2018	4,99,36,000	12-13.66%	24-65
94	07-01-2019	3,76,88,000	12-13.66%	24-65
95	07-02-2019	4,74,03,000	12-13.66%	24-65
96	07-03-2019	5,64,10,000	11.5-13.66%	13-65
97	12-04-2019	7,94,65,000	11.5-13.66%	13-65
98	07-05-2019	5,46,16,000	11.5-13.66%	13-65
99	07-06-2019	7,23,04,000	11.5-13.66%	13-65
100	08-07-2019	6,09,43,000	11.5-13.66%	13-65
101	07-08-2019	6,50,97,000	11.5-13.66%	13-65
102	07-09-2019	7,97,03,000	11.5-13.66%	13-65
103	09-10-2019	6,60,59,000	11.5-13.66%	13-65
104	07-11-2019	9,61,96,000	11.5-13.66%	13-65
105	19-12-2019	14,38,12,000	11.5-13.66%	13-65
106	13-01-2020	7,16,28,000	11.5-13.66%	13-65
107	18-02-2020	7,49,97,000	11.5-13.66%	13-65
108	18-03-2020	9,79,90,000	11.5-13.66%	13-65
Total ₹		1,69,83,85,000		

For ICL FINCORP LIMITED

Managing Director

For ICL FINCORP LIMITED

Whole Time Director

For ICL FINCORP LTD.

Chief Financial Officer



ICL Fincorp Limited
Notes to the Standalone financial statements for the year ended 31-March-2021
(All amounts are in Indian Rupees unless otherwise stated)

18 Borrowings (Other than Debt Securities)

	As at 31-Mar-2021	As at 31-Mar-2020
At Amortised Cost		
Inter Corporate Loans		
Salem Erode Investments Ltd	20,65,00,000	20,65,00,000
Term Loan		
Vehicle Loan- HDFC Bank	3,44,409	6,72,237
Vehicle Loan- Axis Bank	94,00,664	1,08,53,331
Cash Credit	-	-
Loan against deposit	-	-
Loan From Related Parties		
Loan from Directors	13,08,400	31,17,188
Total ₹	21,75,53,473	22,11,42,756
Borrowings in India	21,75,53,473	22,11,42,756
Borrowings outside India	-	-
Total ₹	21,75,53,473	22,11,42,756

A/ Terms and Conditions of borrowings

Name of the financial Institution	Security	Nature of Loan	Interest Rate	Other Terms
HDFC Bank Limited	Vehicle - Maruti Wagon R	Auto Loan	10.70%	Margin -20%
HDFC Bank Limited	Vehicle - Mahindra Xylo	Auto Loan	10.51%	Margin -17%
Axis Bank Limited	Vehicle - BMW	Auto Loan	8.73%	Margin -14%
Salem Erode Investments Ltd	Nil	Inter Corporate Deposit	10.5%	Margin -Nil, Repayable on demand
KG Anilkumar	Nil	Loan from Directors	Nil	Nil
Umadevi Anilkumar	Nil	Loan from Directors	Nil	Nil

For ICL FINCORP LIMITED

For ICL FINCORP LIMITED

For ICL FINCORP LTD.

Managing Director

Whole Time Director

Chief Financial Officer



ICL Fincorp Limited**Notes to the Standalone financial statements for the year ended 31-March-2021***(All amounts are in Indian Rupees unless otherwise stated)***18 Borrowings (Other than Debt Securities)*****Term Loan- Vehicle loans (Secured)***

Details of rate of interest and maturity pattern as on the date of the balance sheet is as under:

31-Mar-21

Repayable within	Rate of Interest			Total₹
	10.51%	10.70%	8.73%	
Due Within 1 year	2,58,527	16,874	14,10,460	16,85,861
Due Within 1-2 year	69,008	-	15,38,640	16,07,648
Due Within 2-3 year	-	-	16,78,473	16,78,473
Due Within 3-4 year	-	-	18,31,011	18,31,011
Due Within 4-5 year	-	-	19,97,411	19,97,411
Due Within 5-6 year	-	-	9,44,669	9,44,669
Grand Total₹	3,27,535	16,874	94,00,664	97,45,073

31-Mar-20

Repayable within	Rate of Interest			Total₹
	10.51%	10.70%	8.73%	
Due Within 1 year	2,32,640	95,190	12,78,442	16,06,272
Due Within 1-2 year	2,58,527	16,873	13,94,627	16,70,027
Due Within 2-3 year	69,008	-	15,21,370	15,90,378
Due Within 3-4 year	-	-	16,59,631	16,59,631
Due Within 4-5 year	-	-	18,10,457	18,10,457
Due Within 5-6 year	-	-	19,74,989	19,74,989
Due Within 6-7 year	-	-	12,13,815	12,13,815
Grand Total₹	5,60,174	1,12,063	1,08,53,331	1,15,25,568



For ICL FINCORP LIMITED

Managing Director

For ICL FINCORP LIMITED

Whole Time Director

For ICL FINCORP LTD.

Chief Financial Officer



ICL Fincorp Limited**Notes to the Standalone financial statements for the year ended 31-March-2021**


(All amounts are in Indian Rupees unless otherwise stated)

19 Subordinate Liabilities

	As at 31-Mar-2021	As at 31-Mar-2020
At Amortised Cost		
Subordinated debt from Others	36,01,02,000	40,86,60,000
Preference shares#	1,98,00,000	-
Total ₹	37,99,02,000	40,86,60,000
Borrowings in India	37,99,02,000	40,86,60,000
Borrowings outside India	-	-
Total ₹	37,99,02,000	40,86,60,000

#15% Redeemable Non - Convertible Cumulative Preference Shares of face value of Rs.100/- paid up each.

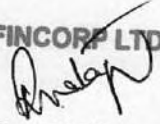
For ICL FINCORP LIMITED


Managing Director

For ICL FINCORP LIMITED


Whole Time Director

For ICL FINCORP LTD.


Chief Financial Officer



ICL Fincorp Limited**Notes to the Standalone financial statements for the year ended 31-March-2021***(All amounts are in Indian Rupees unless otherwise stated)***19 Subordinate Liabilities (contd.)****B] Subordinated Debts from Others(Unsecured)**

Subordinated debts have a face value of ₹ 1,000/- each. Details of rate of interest and maturity pattern as on the date of the balance sheet is as under:

As at 31-Mar-2021

Redeemable at par within	Rate of Interest					
	>= 12% < 14%		>=14%		Total₹	
	Number	Amount	Number	Amount	Number	Amount
Due within 1 year	44,828	4,48,28,000	38,584	3,85,84,000	83,412	8,34,12,000
Due within 1- 2 years	21,927	2,19,27,000	13,968	1,39,68,000	35,895	3,58,95,000
Due within 2-3 years	-	-	-	-	-	-
Due within 3-4 years	82,500	8,25,00,000	1,07,260	10,72,60,000	1,89,760	18,97,60,000
Due within 4-5 years	31,080	3,10,80,000	19,955	1,99,55,000	51,035	5,10,35,000
Grand Total₹	1,80,335	18,03,35,000	1,79,767	17,97,67,000	3,60,102	36,01,02,000

As at 31-Mar-2020

Redeemable at par within	Rate of Interest					
	>= 12% < 14%		>=14%		Total₹	
	Number	Amount	Number	Amount	Number	Amount
Due within 1 year	84,534	8,45,34,000	14,859	1,48,59,000	99,393	9,93,93,000
Due within 1- 2 years	45,028	4,50,28,000	38,584	3,85,84,000	83,612	8,36,12,000
Due within 2-3 years	21,927	2,19,27,000	13,968	1,39,68,000	35,895	3,58,95,000
Due within 3-4 years	-	-	-	-	-	-
Due within 4-5 years	82,500	8,25,00,000	1,07,260	10,72,60,000	1,89,760	18,97,60,000
Grand Total₹	2,33,989	23,39,89,000	1,74,671	17,46,71,000	4,08,660	40,86,60,000


For ICL FINCORP LIMITED


 Managing Director

For ICL FINCORP LIMITED


 Whole Time Director

For ICL FINCORP LTD.


 Chief Financial Officer


ICL Fincorp Limited**Notes to the Standalone financial statements for the year ended 31-March-2021***(All amounts are in Indian Rupees unless otherwise stated)***20 Other financial liabilities**

	As at 31-Mar-2021	As at 31-Mar-2020
Interest accrued on borrowings	23,98,22,307	19,59,31,717
Unclaimed dividend	1,09,029	1,09,029
Unpaid matured debentures and interest accrued thereon;	49,25,006	41,41,464
Unpaid matured Subordinated Debts and interest accrued thereon;	3,78,40,342	-
Earnest Money Deposit	-	13,53,000
Debenture Application money	-	10,00,000
Application money against Subordinate Debts	-	11,00,000
Application money received for allotment of shares to the extent refundable	-	5,90,000
Employee related payables	1,87,24,426	1,60,02,011
Others	22,88,898	15,76,756
Total ₹	30,37,10,008	22,18,03,978

21 Provisions

	As at 31-Mar-2021	As at 31-Mar-2020
Employee Benefits		
- Gratuity	86,37,877	42,92,365
Provisions for taxation	1,05,50,240	51,30,740
Provision for dividend on preference shares	1,80,403	-
Total ₹	1,93,68,520	94,23,105

22 Other non-financial liabilities

	As at 31-Mar-2021	As at 31-Mar-2020
Statutory dues payable	79,62,951	63,87,001
Other liabilities	28,72,896	35,31,613
Total ₹	1,08,35,847	99,18,614

For ICL Fincorp Limited

Managing Director

For ICL Fincorp Limited

Whole Time Director

For ICL Fincorp Ltd.

Chief Financial Officer



ICL Fincorp Limited

Notes to the Standalone financial statements for the year ended 31-March-2021

(All amounts are in Indian Rupees unless otherwise stated)

23 Equity Share capital

The reconciliation of equity shares outstanding at the beginning and at the end of the period

	As at 31-Mar-2021	As at 31-Mar-2020
Authorized shares		
10,00,00,000 (31-Mar-2020 : 6,00,00,000) Equity shares of ₹10/- each	1,00,00,00,000	60,00,00,000
20,00,00,000 (31-Mar-2020 : Nil) Preference shares of ₹100/- each #	20,00,00,000	-
	1,20,00,00,000	60,00,00,000

Issued, subscribed and fully paid-up shares

4,43,34,952 (31-Mar-2020 : 4,43,34,952) Equity shares of ₹10/- each	44,33,49,520	44,33,49,520
Total	44,33,49,520	44,33,49,520

During the year the Company has issued 15% Redeemable Non-Convertible Preference shares of face value ₹ 100 paid up each, which is disclosed in Note no 19 under subordinate liabilities.

a. Terms/rights attached to equity shares

The company has only one class of equity shares having a par value of ₹10 per share. Each holder of equity shares is entitled to one vote per share. In the event of liquidation of the company, the holders of equity shares will be entitled to receive remaining assets of the company, after distribution of all preferential amounts. The distribution will be in proportion to the number of equity shares held by the shareholders.

b. Details of shareholders holding more than 5% shares in the company

	As at 31-Mar-2021		As at 31-Mar-2020	
	Number	% holding in the class	Number	% holding in the class
Shares of ₹10 each fully paid				
K G Anilkumar	1,44,60,320	32.62%	1,28,75,300	29.04%
Umadevi Anilkumar	41,01,799	9.25%	40,99,799	9.25%

(As per records of the Company, including its Register of share holders/members and other declarations received from share holders regarding beneficial interest, the above shareholding represents both legal and beneficial ownerships of shares.)

For ICL Fincorp Limited


Managing Director

For ICL Fincorp Limited


Whole Time Director

For ICL Fincorp Ltd.


Chief Financial Officer



ICL Fincorp Limited

Notes to the Standalone financial statements for the year ended 31-March-2021

(All amounts are in Indian Rupees unless otherwise stated)

c. Reconciliation of the shares outstanding at the beginning and at the end of the reporting period

Equity Shares	As at 31-Mar-2021		As at 31-Mar-2020	
	Number	Amount	Number	Amount
At the beginning of the year	4,43,34,952	44,33,49,520	3,59,32,924	35,93,29,240
Issued during the period	-	-	84,02,028	8,40,20,280
Outstanding at the end of the period	4,43,34,952	44,33,49,520	4,43,34,952	44,33,49,520

For ICL Fincorp Limited


Managing Director

For ICL Fincorp Limited


Whole Time Director

For ICL Fincorp Ltd.


Chief Financial Officer



ICL Fincorp Limited

Notes to the Standalone financial statements for the year ended 31-March-2021

(All amounts are in Indian Rupees unless otherwise stated)

24 Other Equity

Statutory Reserves

Balance as per the last financial statements

Add: Transferred from statement of Profit and loss account

Closing Balance

Impairment Reserves

Balance as per the last financial statements

Add/Less: Adjustment - Profit and loss account

Closing Balance

Securities Premium Reserves

Balance as per the last financial statements

Add: Additions during the period

Closing Balance

Surplus/(deficit) in the statement of profit and loss

Balance as per last financial statements

Add: Profit/(loss) during the period

Less: Transferred to Statutory Reserve

Provision for dividend on Preference Share

Add/Less: Adjustments - Impairment Reserve

Net surplus in the statement of profit and loss

Other Comprehensive Income

Balance as per last financial statements

Add: Additions during the period

Net surplus in the statement of profit and loss

Total

	As at 31-Mar-2021	As at 31-Mar-2020
Statutory Reserves		
Balance as per the last financial statements	50,41,973	36,41,973
Add: Transferred from statement of Profit and loss account	31,00,000	14,00,000
Closing Balance	81,41,973	50,41,973
Impairment Reserves		
Balance as per the last financial statements	45,74,748	37,17,649
Add/Less: Adjustment - Profit and loss account	-	8,57,099
Closing Balance	45,74,748	45,74,748
Securities Premium Reserves		
Balance as per the last financial statements	24,33,76,875	15,93,56,595
Add: Additions during the period	-	8,40,20,280
Closing Balance	24,33,76,875	24,33,76,875
Surplus/(deficit) in the statement of profit and loss		
Balance as per last financial statements	57,91,185	23,16,551
Add: Profit/(loss) during the period	1,42,34,349	57,31,734
Less: Transferred to Statutory Reserve	31,00,000	14,00,000
Provision for dividend on Preference Share	1,80,403	-
Add/Less: Adjustments - Impairment Reserve	-	8,57,099
Net surplus in the statement of profit and loss	1,67,45,131	57,91,185
Other Comprehensive Income		
Balance as per last financial statements	6,01,707	82,652
Add: Additions during the period	(11,46,120)	5,19,055
Net surplus in the statement of profit and loss	(5,44,413)	6,01,707
Total	27,22,94,315	25,93,86,489

Nature and purpose of Reserves

Statutory reserve (Statutory Reserve pursuant to Section 45-IC of The RBI Act, 1934): Section 45IC of Reserve Bank of India Act, 1934 ("RBI Act, 1934") defines that every non banking finance institution which is a Company shall create a reserve fund and transfer therein a sum not less than twenty percent of its net profit every year as disclosed in the statement of profit and loss before any dividend is declared.

The Company has transferred an amount of Rs 31,00,000 (Previous year Rs14,00,000) to Statutory reserve pursuant to Section 45-IC of RBI Act, 1934

Impairment reserve: Where impairment allowance under Ind AS 109 is lower than the provisioning required under IRACP (including standard asset provisioning), the differential amount is transferred to impairment reserve. The balance in the impairment reserves shall not be reckoned for regulatory capital

Securities premium: Securities premium reserve is used to record the premium on issue of shares. The reserve can be utilised only for limited purposes such as issuance of bonus shares in accordance with the provisions of the Companies Act, 2013.

Other comprehensive income: Other items of other comprehensive income consist of remeasurement of net defined benefit liability/asset.

For ICL FINCORP LIMITED

Managing Director

For ICL FINCORP LIMITED

Whole Time Director

For ICL FINCORP LTD.

Chief Financial Officer



ICL Fincorp Limited**Notes to the Standalone financial statements for the year ended 31-March-2021***(All amounts are in Indian Rupees unless otherwise stated)***25 Revenue from operations****I) Interest Income****On Financial Assets measured at Amortised cost**

Interest on Loans

Interest on Fixed deposit

Total ₹

For the year ended 31-Mar-2021	For the year ended 31-Mar-2020
73,78,73,328	56,42,97,586
32,74,640	11,26,618
74,11,47,968	56,54,24,204

II) Revenue from other Financial Services

Income From Money Transfer

Fees and Service Charges Received

Total ₹

For the year ended 31-Mar-2021	For the year ended 31-Mar-2020
16,242	92,732
46,21,770	5,91,377
46,38,012	6,84,108

26 Other income

Miscellaneous income

Interest On Rent Deposit

Dividend on Investments

Net Gain/(Loss) on sale of investments

Gain on current investment due to market fluctuation

Total ₹

For the year ended 31-Mar-2021	For the year ended 31-Mar-2020
39,75,251	1,38,076
28,54,614	33,33,099
42,259	1,43,001
14,01,341	4,93,677
58,51,928	-
1,41,25,392	41,07,853

27 Finance costs**On Financial Assets measured at Amortised cost:**

Interest on Debentures

Interest on Subordinated Debts

Interest on Bank Borrowings

Interest on Intercompany Loan

Interest on Lease Liability

Interest On Vehicle Loan

Other Interest expense:

Interest on short fall in payment of advance Income Tax

Interest on others

Total ₹

For the year ended 31-Mar-2021	For the year ended 31-Mar-2020
24,70,08,454	20,07,04,988
6,41,15,089	4,81,86,114
-	16,47,718
2,15,04,287	24,94,973
88,57,612	51,87,945
9,48,436	4,83,430
-	5,87,502
42,310	-
34,24,76,188	25,92,92,671

28 Impairment of Financial Instruments**On financial liabilities measured at amortised cost:**

Loans Assets

Total ₹

For the year ended 31-Mar-2021	For the year ended 31-Mar-2020
54,58,108	(44,41,143)
54,58,108	(44,41,143)

For ICL FINCORP LIMITED

Managing Director

For ICL FINCORP LIMITED

Whole Time Director

For ICL FINCORP LTD.

Chief Financial Officer



Salaries & Wages	
Contribution to provident and other fund	
Staff Welfare Expenses	
Total ₹	

For the year ended 31-Mar-2021	For the year ended 31-Mar-2020
16,39,65,214	13,75,54,017
1,38,12,066	1,23,94,024
8,96,660	4,22,514
17,86,73,940	15,03,70,555

Depreciation of tangible assets
Depreciation of right-of-use asset
Amortization of intangible assets
Total ₹

For the year ended 31-Mar-2021	For the year ended 31-Mar-2020
2,82,91,495	2,70,74,645
2,42,62,038	2,82,30,875
4,23,210	3,63,121
5,29,76,743	5,56,68,641

- Advertising and sales promotion
- Bank charges
- Bad Debt
- Deferred Revenue Expenditure Written Off
- Director's sitting fees
- Donation
- Insurance
- Miscellaneous expenses
- Office Expenses
- Payment to auditor (Refer details below)
- Postage and Telephone
- Printing and stationery
- Professional Charges
- Rent
- Repairs and maintenance
- Security charges
- Tax and fee
- Travelling and boarding
- Water & Electricity
- Loss on current investment due to market fluctuation
- Total ₹**

For the year ended 31-Mar-2021	For the year ended 31-Mar-2020
3,97,77,781	2,29,20,232
17,55,590	15,79,759
2,26,45,544	2,10,256
1,96,27,066	1,61,27,991
1,19,900	5,45,000
6,13,357	20,25,190
18,99,548	12,58,824
-	50,962
67,04,654	48,53,817
8,74,000	8,50,000
52,74,161	61,46,575
24,33,207	18,05,541
1,39,68,925	1,13,82,164
1,00,97,915	38,17,550
87,06,266	54,82,811
97,14,780	80,46,447
69,20,700	29,17,902
10,28,199	20,07,328
50,41,320	56,41,043
-	33,78,739
15,72,02,914	10,10,48,129

as auditor
for taxation matters
for company law matters
for management services
for other services
for reimbursement of expenses
Total ₹

For the year ended 31-Mar-2021	For the year ended 31-Mar-2020
6,00,000	5,50,000
2,65,000	3,00,000
-	-
-	-
9,000	-
8,74,000	8,50,000

Managing Director

Whole Time Director

Chief Financial Officer



ICL Fincorp Limited
Notes to the Standalone financial statements for the year ended 31-March-2021
(All amounts are in Indian Rupees unless otherwise stated)

32 Income Tax

The components of income tax expense for the year ended 31 March 2021 and year ended 31 March 2020 are:

	For the year ended 31-Mar-2021	For the year ended 31-Mar-2020
Current tax	1,05,50,240	51,30,740
Adjustment in respect of current income tax of prior years	(1,70,640)	(2,47,410)
Deferred tax relating to origination and reversal of temporary differences	(14,90,469)	(23,37,751)
Total tax charge	88,89,131	25,45,579
Current tax	1,03,79,600	48,83,330
Deferred tax	(14,90,469)	(23,37,751)

Reconciliation of Income tax expense:

	For the year ended 31-Mar-2021	For the year ended 31-Mar-2020
Accounting profit before tax as per Ind AS	2,31,23,480	82,77,312
Add/(Less) : Ind AS Adjustments on PBT	-	-
Accounting profit before tax for IT Computation	2,31,23,480	82,77,312
Allowances / Disallowances and other adjustments (Net)	1,94,16,681	1,22,43,370
Adjusted profit / (Loss) before tax for Income Tax	4,25,40,161	2,05,20,682
Current Tax as per Books		
Tax at Normal Rate (Effective rate of 25.17%, March 2020: 25.17%)	1,02,15,390	50,58,085
Tax at Special Rate (Short Term Capital Gain Effective rate of 17.16%, March 2020: 17.16%, Long Term Capital Gain Effective rate of 22.56%, March 2020: 22.56%)	3,34,853	72,655
Adjustment of prior year tax / MAT Credit	(1,70,640)	(2,47,410)
Total Tax as given in Books	1,03,79,600	48,83,330
All India Statutory income tax rate of 25.17%, March 2020: 25.17%)	1,05,50,240	51,30,740

Deferred Tax

The following table shows deferred tax recorded in the balance sheet and changes recorded in the Income tax expense:

	Deferred Tax Assets 31-Mar-21	Deferred Tax Liabilities 31-Mar-21	Income Statement 2020-21	OCI 2020-21	Others 2020-21
Depreciation	88,35,006	-	24,07,796	-	-
Impairment allowance for financial assets	-	23,66,987	(20,00,243)	-	-
Remeasurement gain/ (loss) on defined benefit plan	4,45,378	-	-	6,23,500	-
Provisions	21,73,981	-	10,93,679	-	-
Financial assets measured at amortised cost	-	-	-	-	-
Other temporary differences	75,504	-	(10,763)	-	-
Total	1,15,29,869	23,66,987	14,90,469	6,23,500	-
Net Deferred tax Liabilities as at 31 March, 2021	91,62,882	-	-	-	-

	Deferred Tax Assets 31-Mar-20	Deferred Tax Liabilities 31-Mar-20	Income Statement 2019-2020	OCI 2019-2020	Others 2019-2020
Depreciation	64,27,210	-	6,85,109	-	-
Impairment allowance for financial assets	-	3,66,744	12,74,170	-	-
Remeasurement gain/ (loss) on defined benefit plan	-	1,78,122	-	(1,66,030)	-
Provisions	10,80,302	-	3,91,690	-	-
Financial assets measured at amortised cost	-	-	(49,138)	-	-
Other temporary differences	86,267	-	35,920	-	-
Total	75,93,779	5,44,866	23,37,751	(1,66,030)	-
Net Deferred tax liabilities as at 31 March, 2020	70,48,913	-	-	-	-



For ICL Fincorp Limited

Managing Director

For ICL Fincorp Limited

Whole Time Director

For ICL Fincorp Ltd.

Chief Financial Officer



(All amounts are in Indian Rupees unless otherwise stated)

The following reflects the profit and share data used in the basic and diluted EPS computations:



Managing Director

Whole Time Director

Chief Financial Officer



ICL Fincorp Limited**Notes to the Standalone financial statements for the year ended 31-March-2021***(All amounts are in Indian Rupees unless otherwise stated)***34 Retirement Benefit Plan****Defined Contribution Plan**

The Company makes Provident Fund and Employee State Insurance Scheme contributions which are defined contribution plans, for qualifying employees. Under the Schemes, the Company is required to contribute a specified percentage of the payroll costs to fund the benefits. The Company recognized ₹101,76,578/- (Previous Year: ₹86,76,508/-) for Provident Fund contributions and ₹36,35,488/- (Previous Year: ₹37,17,516/-) for Employee State Insurance Scheme contributions in the Statement of Profit and Loss. The contributions payable to these plans by the Company are at rates specified in the rules of the Schemes.

Defined Benefit Plan

The Company has a defined benefit gratuity plan. Every employee who has completed five years or more of service gets a gratuity on departure at 15 days salary (last drawn salary) for each completed year of service.

i) Gratuity

Actuarial assumptions	As at 31-March-2021
Mortality table	IALM 2012-14 Ult
Normal retirement Age (years)	65 Years
Employee Turnover	21% p.a upto age 50 thereafter 3%
Discount rate	6.0%
Basic salary increases allowing for Price inflation	5%
Formula used	Projected unit credit Method with control period of one year

Changes in fair value of plan assets

Not applicable as scheme is unfunded

Funded status

Not applicable as scheme is unfunded

Table 1

Reconciliation of PBO	As at 31-March-2021
Projected Benefit Obligation at Beginning of Year	42,92,365
Current Service Cost	21,57,597
Interest Cost	4,67,622
Contributions by plan participants	-
Actuarial (Gain)/Loss due to change in assumptions and experience deviation	17,69,620
Foreign currency exchange rate changes on plans measured in a currency different from the enterprise's reporting currency	-
Benefits Paid	(49,327)
Past service cost	-
Amalgamations	-
Curtailments	-
Settlements	-
Projected Benefit Obligation at End of Year	86,37,877



For ICL Fincorp Limited

Managing Director

For ICL Fincorp Limited

Whole Time Director

For ICL Fincorp Ltd.

Chief Financial Officer



ICL Fincorp Limited
Notes to the Standalone financial statements for the year ended 31-March-2021

(All amounts are in Indian Rupees unless otherwise stated)

34 Retirement Benefit Plan(Contd)
Table 2

Plan Asset at Fair Value	As at 31-March-2021
Plan Asset at beginning of year	-
Foreign currency exchange rate changes on plans measured in a currency different from the enterprise's reporting currency	-
Expected Return on Plan Asset	-
Employer Contribution	49,327
Employee Contribution	-
Benefit Payments	(49,327)
Asset Gain / (Loss)	-
Amalgamations	-
Settlements	-
Ending Asset	-
Total actuarial gain/(loss) to be recognised in Other Compr. Income	(17,69,620)

Table 3

Amount to be Recognised in Balancesheet:	As at 31-March-2021
Projected Benefit Obligation at End or year	86,37,877
Ending Asset	-
Funded Status asset / (liability)	(86,37,877)
Unrecognised past service cost - non vested benefits (-)	-
Liability(-)/Asset(+) recognised in Balance Sheet	(86,37,877)

Table 4

Statement of Profit/Loss	As at 31-March-2021
Current service cost	21,57,597
Interest cost	4,67,622
Expected return of plan asset	-
Curtailement cost	-
Net actuarial (gain)/loss to be recognised in year	-
Past Service Cost Recognised	-
Effect of Curtailments	-
Income (-)/Expense(+) recognised in the statement	26,25,219
Current Liability	11,37,812
Non-Current Liability	75,00,065



For ICL Fincorp Limited

Managing Director

For ICL Fincorp Limited

Whole Time Director

For ICL Fincorp Ltd.

Chief Financial Officer



ICL Fincorp Limited
Notes to the Standalone financial statements for the year ended 31-March-2021

(All amounts are in Indian Rupees unless otherwise stated)

34 Retirement Benefit Plan(Contd)
Table 5

Further Reconciliation	As at 31-March-2021
Expenses As above	26,25,219
Less ERContrib/Direct ben paid	(49,327)
Less included in OCI	17,69,620
Balance to be recognised in P&L	43,45,512
Increase in Funded Status	(43,45,512)
Actuaial gain/(loss) due to assumption changes	(5,80,714)
Experience adjustments[Gain/(Loss)]:Liability	(11,88,906)
Total Actl gain/(loss) : liability	(17,69,620)
Asset gain / (loss)	-
Total gain / (loss)	(17,69,620)

Table 6

Amounts recognised in Other Comprehensive Inc	As at 31-March-2021
Actuaial gain / (loss) due to assumption changes	(5,80,714)
Experience adjustments[Gain/(Loss)]:Liability	(11,88,906)
Total Actl gain/(loss) on liability side	(17,69,620)
Asset gain / (loss)	-
Total to be recognised in OCI for the year	(17,69,620)
Total b/f balance [gains/(loss)]	-
Total recognised in OCI at EoY	(17,69,620)

Table 7

Sensitivity Analysis (Proj.Ben. Obligations)	As at 31-March-2021
Current year basis	86,37,887
Last years basis	80,57,163
Discount rate increased by 0.25%	85,15,568
Discount rate decreased by 0.25%	87,63,506
Salary Escalation rate increased by 2%	93,89,773
Salary Escalation rate decreased by 2%	79,29,686
Employee Turnover rate increased by 2%	83,68,585
Employee Turnover rate decreased by 2%	88,93,776

Table 8

Categories of Plan Assets	As at 31-March-2021
Government of India Securities	0%
High quality corporate bonds	0%
Equity shares of listed companies	0%
Property	0%
Funds managed by Insurer	0%



For ICL Fincorp Limited

Managing Director

For ICL Fincorp Limited

Whole Time Director

For ICL Fincorp Ltd.

Chief Financial Officer


ICL Fincorp Limited

Notes to the Standalone financial statements for the year ended 31-March-2021

(All amounts are in Indian Rupees unless otherwise stated)

34 Retirement Benefit Plan(Contd)

Table 9


Details of experience adjustment on plan assets and liabilities	As at 31-March-2021
F Y 2022	11,37,812
F Y 2023	9,24,476
F Y 2024	9,82,806
F Y 2025	9,81,724
F Y 2026	9,50,406
F Y 2027-2031	44,37,110



For ICL FINCORP LIMITED


Managing Director

For ICL FINCORP LIMITED


Whole Time Director

For ICL FINCORP LTD.


Chief Financial Officer



ICL Fincorp Limited
Notes to the Standalone financial statements for the year ended 31-March-2021
(All amounts are in Indian Rupees unless otherwise stated)
35 Maturity Analysis Of Assets And Liabilities

The table below shows an analysis of assets and liabilities analysed according to when they are expected to be recovered or settled. With regard to loans and advances to customers, the Company uses the same basis of expected repayment behaviour as used for estimating the EIR.

	As at 31-Mar-2021			As at 31-Mar-2020		
	Within 12 Months	After 12 Months	Total₹	Within 12 Months	After 12 Months	Total₹
Assets						
Financial Assets						
Cash and Cash Equivalents	11,00,35,525	-	11,00,35,525	15,19,59,467	-	15,19,59,467
Bank Balances other than above	1,01,28,604	-	1,01,28,604	36,57,614	-	36,57,614
Loans	2,86,25,63,110	14,21,97,433	3,00,47,60,543	2,39,37,86,657	10,07,90,145	2,49,45,76,802
Investments	2,02,49,507	22,67,65,399	24,70,14,905	34,97,681	22,98,94,199	23,33,91,880
Other Financial Asset	17,58,84,846	1,38,73,114	18,97,57,960	13,94,84,412	1,78,71,057	15,73,55,469
Total (A)	3,17,88,61,592	38,28,35,945	3,56,16,97,537	2,69,23,85,831	34,85,55,401	3,04,09,41,233
Non-Financial Assets						
Current tax assets (net)	3,31,23,975	-	3,31,23,975	1,59,77,816	-	1,59,77,816
Deferred tax assets (net)	-	91,62,882	91,62,882	-	70,48,913	70,48,913
Property, Plant and Equipment	-	11,89,77,430	11,89,77,430	-	10,67,15,951	10,67,15,951
Capital work in progress	-	71,49,140	71,49,140	-	68,36,786	68,36,786
Right-of-Use Asset	2,72,56,751	92,35,523	3,64,92,274	20,55,566	4,66,86,686	4,87,42,252
Other Intangible assets	-	22,13,876	22,13,876	-	23,84,565	23,84,565
Other Non-Financial Asset	4,34,27,563	5,00,31,486	9,34,59,049	6,62,16,260	2,59,99,075	9,22,15,335
Total (B)	10,38,08,290	19,67,70,336	30,05,78,626	8,42,49,642	19,56,71,975	27,99,21,617
Total Assets (A+B)	3,28,26,69,881	57,96,06,282	3,86,22,76,163	2,77,66,35,473	54,42,27,376	3,32,08,62,850
Liabilities and Equity						
Financial Liabilities						
Trade payables						
(A) total outstanding dues of micro enterprises and small enterprises; and	11,06,890	-	11,06,890	5,22,475	-	5,22,475
(B) total outstanding dues of creditors other than micro enterprises and small	71,77,541	-	71,77,541	52,96,329	-	52,96,329
Debt Securities	64,88,97,000	1,52,38,70,000	2,17,27,67,000	71,03,75,000	98,68,20,000	1,69,71,95,000
Borrowings	20,94,94,262	80,59,212	21,75,53,473	21,12,23,460	99,19,296	22,11,42,756
Subordinate Liabilities	8,34,12,000	29,64,90,000	37,99,02,000	9,93,93,000	30,92,67,000	40,86,60,000
Lease Liability	1,88,83,615	1,53,27,435	3,42,11,049	37,21,313	4,04,43,272	4,41,64,585
Other financial liabilities	14,39,62,278	15,97,47,730	30,37,10,008	10,46,80,612	11,71,23,366	22,18,03,978
Total (C)	1,11,29,33,585	2,00,34,94,376	3,11,64,27,961	1,13,52,12,188	1,46,35,72,934	2,59,87,85,122
Non-Financial Liabilities						
Provisions	1,07,30,643	86,37,877	1,93,68,520	51,30,740	42,92,365	94,23,105
Other non-financial liabilities	1,08,35,847	-	1,08,35,847	99,18,614	-	99,18,614
Total (D)	2,15,66,490	86,37,877	3,02,04,367	1,50,49,354	42,92,365	1,93,41,719
Total Liabilities (C+D)	1,13,45,00,075	2,01,21,32,253	3,14,66,32,328	1,15,02,61,542	1,46,78,65,299	2,61,81,26,841
Net	2,14,81,69,806	(1,43,25,25,971)	71,56,43,835	1,62,63,73,931	(92,36,37,923)	70,27,36,008

36 Change In Liabilities Arising From Financing Activities

Particulars	As at 31-Mar-2020	Cash Flows	Other	As at 31-Mar-2021
Debt Securities	1,69,71,95,000	47,55,72,000	-	2,17,27,67,000
Borrowings	22,11,42,756	(35,89,283)	-	21,75,53,473
Subordinate Liabilities	40,86,60,000	(2,87,58,000)	-	37,99,02,000
Total₹	2,32,69,97,756	44,32,24,717	-	2,77,02,22,473

For ICL FINCORP LIMITED
Managing Director
For ICL FINCORP LIMITED
Whole Time Director
For ICL FINCORP LTD.
Chief Financial Officer


ICL Fincorp Limited
Notes to the Standalone financial statements for the year ended 31-March-2021

(All amounts are in Indian Rupees unless otherwise stated)

37 Related party transactions
Names of related parties

Relationship	Name of the party
Key Management Personnel	Mr. Anilkumar K G (Managing Director) Ms. Umadevi Anilkumar (Whole Time Director) Ms. Karthika Pottekkatt Surendranath (CS) (Resigned on 28/11/2020) Mr. Prasanjith Kumar (CS) (Appointed on 09.12.2020) Mr. Subramanian R (CFO) Mr. Sajish Gopalan (Independent Director) Mr. Nadarajan (Independent Director) Mr. Sudhakaran Polassery (Director) (Resigned on 07/03/2020) Mr. Saseendran Veliyath (Independent Director) (Resigned on 17/02/2020) Mr. Shinto Stanley (Independent Director) Mr. Wilson K K (Director) Mr. Sreejith Surendran Pillai (Non-Executive Director (Additional))(Appointed as on 28/11/2020)
Subsidiary/Associates / Enterprises owned or significantly influenced by key management personnel or their relatives	Salem Erode Investments Limited ICL Tours And Travels Private Limited ICL Chits Limited ICL Nidhi Limited ICL Medilab Private Limited Snow View Tex Collections Private Ltd Kichappu Entertainments Amaljith A Menon (Son of K G Anilkumar and Umadevi Anilkumar) Pankajakshy (Mother of Umadevi Anilkumar)

Particulars	Key Management Personnel/Directors	
	31-Mar-21	31-Mar-20
Balance outstanding at the period end:		
<u>Loan from Directors</u>	13,08,401	31,17,188
K G Anilkumar		
Balance outstanding at the beginning	24,07,209	2,46,63,794
Amount Accepted	7,65,63,962	1,20,69,760
Amount Repaid	7,76,96,232	3,43,26,345
Balance outstanding at the period end	12,74,939	24,07,209
Umadevi Anilkumar		
Balance outstanding at the beginning	7,09,979	4,48,290
Amount Accepted	3,54,203	6,63,349
Amount Repaid	10,30,720	4,01,660
Balance outstanding at the period end	33,462	7,09,979
<u>Property Loan including Interest receivable from Directors</u>	9,68,16,994	6,85,48,973
K G Anilkumar		
Balance outstanding at the beginning	6,85,48,973	6,74,68,904
Amount Advanced	3,46,00,000	-
Interest Accrued	1,22,94,512	98,39,239
Amount Repaid	1,86,26,491	87,59,170
Balance outstanding at the period end	9,68,16,994	6,85,48,973

For ICL FINCORP LIMITED

Managing Director

For ICL FINCORP LIMITED

Whole Time Director

For ICL FINCORP LTD.

Chief Financial Officer



37 Related party transactions (contd.)

Particulars	Key Management Personnel/Directors	
	31-Mar-21	31-Mar-20
<u>Debtenture Outstanding</u>	2,66,000	8,90,000
K G Anilkumar	1,10,000	-
Umadevi Anilkumar	1,56,000	8,90,000
<u>Debtenture Accepted</u>	43,08,26,000	30,96,64,000
K G Anilkumar	43,08,26,000	30,96,64,000
<u>Subordinate Debt Outstanding</u>	1,83,15,000	4,50,69,000
K G Anilkumar	1,53,40,000	3,62,15,000
Umadevi Anilkumar	29,75,000	88,54,000
<u>Subordinate Debt Accepted</u>	-	1,85,50,000
K G Anilkumar	-	-
Umadevi Anilkumar	-	1,85,50,000
<u>Subscription to Equity Shares including premium</u>	-	4,02,85,000
K G Anilkumar	-	3,52,85,000
Umadevi Anilkumar	-	50,00,000
<u>Interest payable on Subordinate Debt</u>	51,70,149	1,30,88,562
K G Anilkumar	41,19,991	92,80,021
Umadevi Anilkumar	10,50,158	38,08,541
<u>Interest payable on Debtenture</u>	8,062	54,854
K G Anilkumar	936	-
Umadevi Anilkumar	7,126	54,854
<u>Rent Payable</u>	37,000	17,860
Umadevi Anilkumar	37,000	17,860
Income recorded in the books:	1,22,94,512	98,39,239
K G Anilkumar	1,22,94,512	98,39,239
Umadevi Anilkumar	-	-
Expenses recorded in the books:		
<u>Remuneration to Directors</u>	1,40,00,000	57,61,251
K G Anilkumar	95,00,000	36,00,000
Umadevi Anilkumar	45,00,000	18,00,000
Raghu Mohan N	-	3,61,251
<u>Remuneration to others</u>	15,54,662	17,30,451
Prasanjit Kuamr Baul (CS)	3,98,214	-
Karthika P S (CS)	3,43,452	2,39,033
Nandhini Vijayaragavan (CS)	-	5,61,418
Subramanian R (CFO)	8,12,996	9,30,000

For ICL FINCORP LIMITED

Managing Director



For ICL FINCORP LIMITED

Whole Time Director



For ICL FINCORP LTD.

Chief Financial Officer

37 Related party transactions (contd.)

Particulars	Key Management Personnel/Directors	
	31-Mar-21	31-Mar-20
<u>Interest on Debenture</u>	73,495	2,48,888
K G Anilkumar	4,055	96,000
Umadevi Anilkumar	69,440	1,52,888
<u>Interest on Subordinate Debt</u>	78,03,158	55,62,785
K G Anilkumar	63,84,898	40,69,921
Umadevi Anilkumar	14,18,260	14,92,864
<u>Sitting Fees paid to Directors (Excluding GST)</u>	1,10,000	5,00,000
Sajish Gopalan	20,000	1,00,000
Nadarajan	10,000	90,000
Ramasamy Subramanian	-	20,000
Wilson K K	35,000	1,10,000
Sudhakaran Polasserv	-	40,000
Saseendaran V	-	1,00,000
Shinto Stanly	35,000	40,000
Sreejith Surendran Pillai	10,000	-
<u>Rent</u>	5,10,000	2,38,140
Umadevi Anilkumar	5,10,000	2,38,140

Particulars	Subsidiary/Associates/ Enterprises owned or significantly influenced by key management personnel or their relatives	
	31-Mar-21	31-Mar-20
<u>Advances with Interest receivables from Sister Concerns</u>	5,07,79,501	6,58,03,956
ICL Chits Limited		
Balance outstanding at the beginning	1,99,22,887	2,17,06,451
Amount Advanced	-	-
Interest accrued	27,49,993	29,16,436
Amount Repaid	1,25,00,000	47,00,000
Balance outstanding with Interest Recievable at the period end	1,01,72,880	1,99,22,887
ICL Tours & Travels Private Limited		
Balance outstanding at the beginning	4,58,81,068	7,20,28,778
Amount Advanced	-	-
Interest accrued	58,41,216	94,52,290
Amount Repaid	1,11,15,664	3,56,00,000
Balance outstanding with Interest Recievable at the period end	4,06,06,620	4,58,81,068

For ICL FINCORP LIMITED

Managing Director

For ICL FINCORP LIMITED

Whole Time Director

For ICL FINCORP LTD.

Chief Financial Officer



37 Related party transactions (contd.)

Particulars	Subsidiary/Associates / Enterprises owned or significantly influenced by key management personnel or their relatives	
	31-Mar-21	31-Mar-20
<u>Advances with Interest payable to Subsidiary</u>		
Salem Erode Investments Limited		
Balance outstanding at the beginning	20,87,45,476	-
Amount Accepted	-	20,65,00,000
Interest accrued	2,15,04,287	24,94,973
Amount Repaid	2,31,18,003	2,49,497
Balance outstanding with Interest Payable at the period end	20,71,31,760	20,87,45,476
Income recorded in the books:	85,91,210	1,23,68,726
ICL Chits Limited	27,49,993	29,16,436
ICL Tours & Travels Private Limited	58,41,217	94,52,290
Expense recorded in the books:	2,15,04,287	24,94,973
Salem Erode Investments Limited	2,15,04,287	24,94,973

Particulars	Relatives of key management personnel/directors	
	31-Mar-21	31-Mar-20
<u>Debenture Outstanding</u>	1,00,000	3,00,000
Amaljith A Menon	-	3,00,000
Pankajakshy	1,00,000	-
<u>Debenture Accepted</u>	48,61,62,000	33,73,03,000
Pankajakshy	48,61,62,000	33,73,03,000
<u>Subordinate Debt Outstanding</u>	2,20,000	6,20,000
Amaljith A Menon	2,20,000	6,20,000
<u>Subordinate Debt Accepted</u>	5,00,000	6,20,000
Pankajakshy	5,00,000	6,20,000
<u>Subscription to Equity Shares including premium</u>	-	10,00,000
Amaljith A Menon	-	10,00,000
<u>Interest payable on Subordinate Debt</u>	88,739	66,069
Amaljith A Menon	88,739	66,069
<u>Interest payable on Debenture</u>	685	64,795
Amaljith A Menon	-	64,795
Pankajakshy	685	-
<u>Interest on Debenture</u>	21,899	46,851
Amaljith A Menon	15,015	46,851
Pankajakshy	6,884	-
<u>Interest on Subordinate Debt</u>	65,731	87,380
Amaljith A Menon	65,731	87,380

Note:

- a) Related parties have been identified on the basis of declaration received by the management and other records available
b) The remuneration to the key managerial personnel doesnot include the provisions made for gratuity, as they are determined on actuarial basis for the company as a whole.

For ICL FINCORP LIMITED

Managing Director

For ICL FINCORP LIMITED

Whole Time Director

For ICL FINCORP LTD.

Chief Financial Officer



ICL Fincorp Limited
Notes to the Standalone financial statements for the year ended 31-March-2021
(All amounts are in Indian Rupees unless otherwise stated)

38 Draw Down From Reserves

Details of Draw down from reserves, if any, are provided in Statement of Changes in Equity to these financial statements.

39 Additional Disclosures As Required By The Reserve Bank Of India

Total Gold loan portfolio
 Total Assets
 Gold loan portfolio as a percentage of total assets

As at 31-Mar-2021	As at 31-Mar-2020
2,80,47,06,008	2,31,18,86,891
3,86,22,76,163	3,32,08,62,850
73%	70%

40 Details of Auction held during the year

	As at 31-Mar-2021	As at 31-Mar-2020
No. of Loan accounts	2,373	2,159
Principal amount Outstanding at the dates of auction(A)	6,93,05,333	6,41,13,920
Interest and Other charges Outstanding at the dates of auction(B)	3,79,60,814	3,50,60,050
Total(A+B)	10,72,66,147	9,91,73,970
Value fetched*	10,37,86,769	9,53,56,073

*excluding GST / Sales tax collected from the buyer.

No sister concerns participated in the auctions held during the period.

41 Contingent Liabilities, Commitments And Contracts

I. Contingent Liabilities

Claims against the company not acknowledged as debts

	As at 31-Mar-2021	As at 31-Mar-2020
Demand from Income Tax Department on account of TDS default*	3,06,605	Nil
Guarantees	Nil	Nil
Other money for which the company is contingently liable	Nil	Nil

II. Commitments

Estimated amounts of contracts remaining to be executed on capital account and not provided for.#	19,63,000	84,45,500
Uncalled liability on shares and other investments partly paid	Nil	Nil
Other commitments	Nil	Nil

*The Income Tax Department has raised demand of ₹3,06,605/- on account of TDS default. This happens due to clerical error in quarterly TDS return and the company proposes to revise the return to abolish errors. Since the company does'nt expect any liability after revising the return, no provision has been made in the books of accounts of the company.

Balance amount payable to S and A associates as per the Agreement for a construction work executed on 7th September 2019.

42 Utilisation of proceeds

During the period, the Company has raised ₹ 1,98,00,000/- (Previous Year: Nil) by way of preference shares ₹122,48,63,000/- (Previous Year: ₹96,28,10,000/-) by way of secured non-convertible debentures and ₹ 5,10,35,000/- (Previous Year: ₹18,97,60,000) by way of subordinated debts and the same has been utilised to meet the working capital requirements of the Company.

43 Fraud

During the year there have been certain instances of fraud on the Company by employees, where gold loan related misappropriations have occurred for amounts aggregating ₹2,26,38,960/- and the same is charged to Statement of Profit and Loss as bad debt. The Company is in the process of recovering these amounts from the employees and has initiated necessary legal actions against the employees.

44 Capital Management

The Company's policy is to maintain a strong capital base so as to maintain investor, creditor and market confidence and to sustain future development of the business. The Company has adequate cash and cash equivalents. The company monitors its capital by a careful scrutiny of the cash and cash equivalents, and a regular assessment of any debt requirements. In the absence of any debt, the maintenance of debt equity ratio etc. may not be of any relevance to the Company.

For ICL FINCORP LIMITED

Managing Director

For ICL FINCORP LIMITED

Whole Time Director

For ICL FINCORP LTD.

Chief Financial Officer



ICL Fincorp Limited
Notes to the Standalone financial statements for the year ended 31-March-2021

(All amounts are in Indian Rupees unless otherwise stated)

45 Disclosure based on RBI notification dated 17 April 2020 on Covid-19 regulatory package- Asset classification and provisioning

Particulars	Amount
(i) Respective amounts in SMA/overdue categories, where the moratorium/deferment was extended	Nil
(ii) Respective amount where asset classification benefits is extended.	Nil
(iii) Provisions made during the Q4 FY2020 and Q1 FY2021	Nil
(iv) Provisions adjusted during the respective accounting periods against slippages and the residual provisions	Nil

Details of resolution plan implemented under the resolution framework for Covid-19 related stress as per RBI circular dated August 6, 2020 are given below:

Type of borrower	(A) Number of accounts where resolution plan has been implemented under this window	(B) exposure to accounts mentioned at (A) before implementation of the plan	(C) Of (B), aggregate amount of debt that was converted in to other securities	(D) Additional funding sanctioned, if any, including between invocation of the plan and implementation	(E) Increase in provisions on account of the implementation of the resolution plan
Personal Loans	-	-	-	-	-
Corporate Persons	-	-	-	-	-
Of which MSMEs	-	-	-	-	-
Others	-	-	-	-	-
Total	-	-	-	-	-

46 Comparatives

Previous year figures have been regrouped/reclassified, wherever considered necessary, to conform to this period's classification.

As per our report of even date

For Mohandas & Associates

Chartered Accountants

ICAI Firm Reg No.: 021165

Mohandas A

[Partner]

Membership no.: 036726

Place: Thrissur

Date: 13th August, 2021

For and on behalf of the board of directors of
ICL Fincorp Limited

K G Anilkumar

[Managing Director]

(DIN: 00766739)

Umadevi Anilkumar

[Whole Time Director]

(DIN: 06434467)

Natarajan R

[Chief Financial Officer]

Place: Irinjalakuda

Date: 13th August, 2021



ICL Fincorp Limited
Schedule to the Standalone Balance Sheet of a NBFC

(₹ in lakhs)

Sl. No	Particulars		
	Liabilities side:		
(1)	Loans and advances availed by the NBFCs inclusive of interest accrued thereon but not paid:	Amount outstanding	Amount overdue
	(a) Debentures : Secured	23613	49
	: Unsecured (other than falling within the meaning of public deposits*)	0	0
	(b) Deferred Credits	0	0
	(c) Term Loans	97	0
	(d) Inter-corporate loans and borrowing	2071	0
	(e) Commercial paper	0	0
	(f) Public Deposits*		
	(g) Other Loans (specify nature)	3609	0
	(i) Subordinated Bond		
	(ii)Overdraft	0	0
	(iii)Loan against deposit	0	0
	(iv)Loan from Director	13	0
	*Please see Note 1 below		
(2)	Break-up of (1)(f) above (Outstanding public deposits inclusive of interest accrued thereon but not paid) :		
	(a) In the form of Unsecured debentures	0	0
	(b) In the form of partly secured debentures i.e. debentures where there is a shortfall in the value of security	0	0
	(c) Other public deposits	0	0
	* Please see Note 1 below		
	Assets side:	Amount outstanding	
(3)	Break-up of Loans and Advances including bills receivables [other than those included in (4) below]:		
	(a) Secured	29397	
	(b) Unsecured	766	
(4)	Break-up of Leased Assets and stock on hire and other assets counting towards AFC activities		
	(i) Lease assets including lease rentals under sundry debtors:		
	(a) Financial lease	0	
	(b) Operating lease	0	
	(ii) Stock on Hire including hire charges under sundry debtors:		
	(a) Asset on Hire	0	
	(b) Repossessed assets	0	
	(iii) Other loan counting towards AFC activities		
	(a) Loans where assets have been repossessed	0	
	(b) Loans other than (a) above	0	

For ICL FINCORP LIMITED

Managing Director

For ICL FINCORP LIMITED

Whole Time Director

For ICL FINCORP LTD.

Chief Financial Officer



(7) Investor group-wise classification of all investments (current and long term) in shares and securities (both quoted and unquoted): Please see note 3 below		
Category	Market value/Break-up or fair value or NAV	Book value (net of Provisions)
1. Related Parties**		
(a) Subsidiaries	2268	2268
(b) Companies in the same group	Nil	Nil
(c) Other related Parties	Nil	Nil
2. Other than related parties	202	202
Total	2470	2470
**As per Accounting Standard of ICAI (Please see Note 3)		
(8) Other information		
Particulars	Amount	
(i) Gross Non-Performing Assets		
(a) Related Parties	0	
(b) Other than related parties	452	
(ii) Net Non-Performing Assets		
(a) Related Parties	0	
(b) Other than related parties	394	
(iii) Asset acquired in Satisfaction of Debt	0	

Notes:

- 1) As defined in point xix of paragraph 3 of Chapter -2 of these Directions.
- 2) Provisioning norms shall be applicable as prescribed in these Directions.
- 3) All Relevant Accounting Standards and Guidance Notes issued by ICAI are applicable including for valuation of investments and other assets as also assets acquired in satisfaction of debt. However, Market value in respect of quoted investments and break up/fair value/NAV in respect of unquoted investments should be disclosed irrespective of whether they are classified as long term or current in column (5)

As per our report of even date

For Mohandas & Associates

Chartered Accountants

ICAI Firm Reg No.: 02116S

Mohandas A
[Partner]

Membership no.: 036726

Place: Thrissur

Date: 13th August, 2021

**For and on behalf of the board of directors of
ICL Fincorp Limited**

K G Anilkumar

[Managing Director]

(DIN:00766739)

Natarajan R

[Chief Financial Officer]

Place: Irinjalakuda

Date: 13th August, 2021

Umadevi Anilkumar

[Whole Time Director]

(DIN: 06434467)

