

Format of Holding of Specified securities

1. Name of Listed Entity:TEXMACO RAIL & ENGINEERING LIMITED
2. Scrip Code/Name of Scrip/Class of Security:533326,TEXRAIL,EQUITY SHARES
3. Share Holding Pattern Filed under: Reg. 31(1)(a)/Reg.31(1)(b)/Reg.31(1)(c)
 - a. if under 31(1)(b) then indicate the report for quarter ending 15/03/2024
 - b. if under 31(1)(c) then indicate date of allotment/extinguishment

4. Declaration : The Listed entity is required to submit the following declaration to the extent of submission of information:

Particulars	YES*	NO*
a Whether the Listed Entity has issued any partly paid up shares		NO
b Whether the Listed Entity has issued any Convertible Securities or Warrants?		NO
c Whether the Listed Entity has any shares against which depository receipts are issued?		NO
d Whether the Listed Entity has any shares in locked-in?	YES	
e Whether any shares held by promoters are pledge or otherwise encumbered?		NO
f Whether the listed entity has any significant beneficial owner?	YES	

*if the Listed Entity selects the option 'NO' for the questions above, the columns for the partly paid up shares, Outstanding Convertible Securities/Warrants, depository receipts, locked-in shares, No of shares pledged or otherwise encumbered by promoters, as applicable, shall not be displayed at the time of dissemination on the Stock Exchange website. Also wherever there is 'No' declared by Listed entity in above table the values will be considered as 'Zero' by default on submission of the format of holding of specified securities.

5 The tabular format for disclosure of holding of specified securities is as follows:



Belgharia

Table I - Summary Statement holding of specified securities

Category	Category of Shareholder	No of Shareholders	No of fully paid up equity shares held	No of Partly paid-up equity shares held	No of Shares Underlying Depository Receipts	Total No of Shares Held (VII) = (IV)+(V)+(VI)	Shareholding as a % of total no of shares (As a % of (A+B+C2))	Number of Voting Rights held in each class of securities			No of Shares Underlying Outstanding convertible securities (Including Warrants)	Shareholding as a % assuming full conversion of convertible Securities (as a percentage of diluted share capital)	Number of Locked in Shares		Number of Shares pledged or otherwise encumbered		Number of equity shares held in dematerialized form	
								No of Voting Rights		Total as a % of (A+B+C)			No.	As a % of total Shares held	No.	As a % of total Shares held		
								Class X	Class Y	Total								
(I)	(II)	(III)	(IV)	(V)	(VI)	(VII)	(VIII)	(IX)			(X)	(XI)	(XII)		(XIII)	(XIV)		
(A)	Promoter & Promoter Group	23	192300517	0	0	192300517	50.16	192300517	0	192300517	50.16	0	50.16	52353124	27.22	0	0.00	192300517
(B)	Public	277029	191037753	0	0	191037753	49.84	191037753	0	191037753	49.84	0	49.84	0	0.00	NA	NA	190339924
(C)	Non Promoter-Non Public																	
(C1)	Shares underlying DRs		0	0	0	0	NA	0	0	0	0.00	0	NA	0	0.00	NA	NA	0
(C2)	Shares held by Employes Trusts		0	0	0	0	0.00	0	0	0	0.00	0	0.00	0	0.00	NA	NA	0
	Total:	277052	383338270	0	0	383338270	100.00	383338270	0	383338270	100.00	0	100.00	52353124	13.66	0	0.00	382640441

Note:

In Table VI -Statement showing Foreign Ownership Limits , we have considered previous 1st quarter as 31st December, 2023 and so on. Accordingly, previous 4th quarter is 31st March, 2023.




Table II - Statement showing shareholding pattern of the Promoter and Promoter Group

Category	Category & Name of the Shareholder	PAN	No of Shareholders	No of fully paid up equity shares held	No of Partly paid-up equity shares held	No of Shares Underlying Depository Receipts	Total No of Shares Held (IV+V+VI)	Shareholding as a % of total no of shares (calculated as per SCRR, 1957 (VIII) As a % of (A+B+C2)	Number of Voting Rights held in each class of securities			No of Shares Underlying Outstanding convertible securities (Including Warrants)	Shareholding as a % assuming full conversion of convertible Securities (as a percentage of diluted share capital) (VII)+(X) As a % of (A+B+C2)	Number of Locked in Shares		Number of Shares pledged or otherwise encumbered		Number of equity shares held in dematerialized form	
									No of Voting Rights		Total as a % of (A+B+C)			No.	As a % of total Shares held	No.	As a % of total Shares held		
									Class X	Class Y									Total
	(I)	(II)	(III)	(IV)	(V)	(VI)	(VII)	(VIII)	(IX)			(X)	(XI)	(XII)	(XIII)	(XIV)			
(1)	Indian																		
(a)	Individuals/Hindu undivided Family		7	28569034	0	0	28569034	7.45	28569034	0	28569034	7.45	0	7.45	24573475	86.01	0	0.00	28569034
	SAROJ KUMAR PODDAR (as a Karta)	AAGHS1464L	1	10710	0	0	10710	0.00	10710	0	10710	0.00	0	0.00	0	0.00	0	0.00	10710
	SAROJ KUMAR PODDAR (as a Trustee - SAROJ AND JYOTI PODDAR HOLDINGS PRIVATE TRUST)	AAPTS1984C	1	3792857	0	0	3792857	0.99	3792857	0	3792857	0.99	0	0.99	0	0.00	0	0.00	3792857
	SHRADHA AGARWALA	ACTPA8806F	1	20693	0	0	20693	0.01	20693	0	20693	0.01	0	0.01	0	0.00	0	0.00	20693
	JYOTSNA PODDAR (as an Individual)	AFGPP2539E	1	104032	0	0	104032	0.03	104032	0	104032	0.03	0	0.03	0	0.00	0	0.00	104032
	SAROJ KUMAR PODDAR (as an Individual)	AFTPP2385N	1	24573475	0	0	24573475	6.41	24573475	0	24573475	6.41	0	6.41	24573475	100.00	0	0.00	24573475
	ANISHA BERLIJA	AMHPA8862B	1	46574	0	0	46574	0.01	46574	0	46574	0.01	0	0.01	0	0.00	0	0.00	46574
	AASHTI AGARWALA	AMHPA8940L	1	20693	0	0	20693	0.01	20693	0	20693	0.01	0	0.01	0	0.00	0	0.00	20693
(b)	Central Government/State Government(s)		0	0	0	0	0	0.00	0	0	0	0.00	0	0.00	0	0.00	0	0.00	0
(c)	Financial Institutions/Banks		0	0	0	0	0	0.00	0	0	0	0.00	0	0.00	0	0.00	0	0.00	0
(d)	Any Other		14	163306663	0	0	163306663	42.60	163306663	0	163306663	42.60	0	42.60	27779649	17.01	0	0.00	163306663
	EUREKA TRADERS PRIVATE LIMITED	AAACE6303R	1	530	0	0	530	0.00	530	0	530	0.00	0	0.00	0	0.00	0	0.00	530
	INDRAKSHI TRADING COMPANY PRIVATE LIMITED	AAACIS318Q	1	30000	0	0	30000	0.01	30000	0	30000	0.01	0	0.01	0	0.00	0	0.00	30000
	MASTER EXCHANGE & FINANCE LIMITED	AAACM3388C	1	15760	0	0	15760	0.00	15760	0	15760	0.00	0	0.00	0	0.00	0	0.00	15760
	PREMIUM EXCHANGE AND FINANCE LIMITED	AAACP2581J	1	188090	0	0	188090	0.05	188090	0	188090	0.05	0	0.05	0	0.00	0	0.00	188090
	ZUARI INTERNATIONAL LIMITED	AAAC20196R	1	63768926	0	0	63768926	16.64	63768926	0	63768926	16.64	0	16.64	0	0.00	0	0.00	63768926
	ZUARI INDUSTRIES LIMITED	AAAC20306P	1	765988	0	0	765988	0.20	765988	0	765988	0.20	0	0.20	0	0.00	0	0.00	765988
	JEEWAN JYOTI MEDICAL SOCIETY	AAATJ1956E	1	160500	0	0	160500	0.04	160500	0	160500	0.04	0	0.04	0	0.00	0	0.00	160500
	ADVENTZ FINANCE PRIVATE LIMITED	AABC83016H	1	27779649	0	0	27779649	7.25	27779649	0	27779649	7.25	0	7.25	27779649	100.00	0	0.00	27779649
	DUKE COMMERCE LIMITED	AAACD0343F	1	7514000	0	0	7514000	1.96	7514000	0	7514000	1.96	0	1.96	0	0.00	0	0.00	7514000
	GREENLAND TRADING PRIVATE LIMITED	AABC9846J	1	35000	0	0	35000	0.01	35000	0	35000	0.01	0	0.01	0	0.00	0	0.00	35000
	TEXIMACO INFRASTRUCTURE & HOLDINGS LIMITED	AAACT0814B	1	58500000	0	0	58500000	15.26	58500000	0	58500000	15.26	0	15.26	0	0.00	0	0.00	58500000
	ABHISHEK HOLDINGS PRIVATE LIMITED	AAACA1033C	1	280	0	0	280	0.00	280	0	280	0.00	0	0.00	0	0.00	0	0.00	280
	ADVENTZ SECURITIES ENTERPRISES LIMITED	AACCP4398M	1	3809140	0	0	3809140	0.99	3809140	0	3809140	0.99	0	0.99	0	0.00	0	0.00	3809140
	NEW EROS TRADECOM LIMITED	AADCN1278M	1	738800	0	0	738800	0.19	738800	0	738800	0.19	0	0.19	0	0.00	0	0.00	738800
	Sub-Total (A)(1)		21	191875697	0	0	191875697	50.05	191875697	0	191875697	50.05	0	50.05	52353124	27.28	0	0.00	191875697
(2)	Foreign																		
(a)	Individuals (Non-Resident Individuals/Foreign Individuals)		2	424820	0	0	424820	0.11	424820	0	424820	0.11	0	0.11	0	0.00	0	0.00	424820
	AKSHAY PODDAR	AFUPP0096C	1	264820	0	0	264820	0.07	264820	0	264820	0.07	0	0.07	0	0.00	0	0.00	264820
	PUJA PODDAR	ALRPP0822B	1	160000	0	0	160000	0.04	160000	0	160000	0.04	0	0.04	0	0.00	0	0.00	160000
(b)	Government		0	0	0	0	0	0.00	0	0	0	0.00	0	0.00	0	0.00	0	0.00	0
(c)	Institutions		0	0	0	0	0	0.00	0	0	0	0.00	0	0.00	0	0.00	0	0.00	0
(d)	Foreign Portfolio Investor		0	0	0	0	0	0.00	0	0	0	0.00	0	0.00	0	0.00	0	0.00	0
(e)	Any Other		0	0	0	0	0	0.00	0	0	0	0.00	0	0.00	0	0.00	0	0.00	0
	Sub-Total (A)(2)		2	424820	0	0	424820	0.11	424820	0	424820	0.11	0	0.11	0	0.00	0	0.00	424820
	Total Shareholding of Promoter and Promoter Group (A)=(A)(1)-(A)(2)		23	192300517	0	0	192300517	50.16	192300517	0	192300517	50.16	0	50.16	52353124	27.22	0	0.00	192300517



Table III - Statement showing shareholding pattern of the Public shareholder

Category	Category & Name of the Shareholder	PAN	No of Shareholders	No of fully paid up equity shares held	No of Partly paid-up equity shares held	No of Shares Underlying Depository Receipts	Total No of Shares Held (IV+V+VI)	Shareholding as a % of total no of shares (A+B+C2)	Number of Voting Rights held in each class of securities			No of Shares Underlying Outstanding convertible securities (Including Warrants)	Shareholding as a % assuming full conversion of convertible Securities (as a percentage of diluted share capital)	Number of Locked In Shares		Number of Shares pledged or otherwise encumbered	Number of equity shares held in dematerialized form	Sub-categorization of shares				
									No of Voting Rights					Total as a % of (A+B+C)				No.	As a % of total Shares held	No.	As a % of total Shares held	Shareholding (No. of shares) under
									Class X	Class Y	Total											
									(X)			(XI)		(XII)		(XIV)						
(I)	(II)	(III)	(IV)	(V)	(VI)	(VII)	(VIII)	(IX)	(X)	(XI)	(XII)	(XIII)	(XIV)	(XV)	(XVI)	(XVII)	(XVIII)	(XIX)	(XX)			
(1)	Institutions (Domestic)																					
(a)	Mutual Funds		3	25910385	0	0	25910385	6.76	25910385	0	25910385	6.76	0	6.76	0	0.00	NA	NA	25910385	0	0	0
	HDFC TRUSTEE COMPANY LTD. A/C HDFC BALANCED ADVANTAGE FUND	AAATH1809A	1	10709025	0	0	10709025	2.79	10709025	0	10709025	2.79	0	2.79	0	0.00	NA	NA	10709025	0	0	0
	NIPPON LIFE INDIA TRUSTEE LTD-A/C NIPPON INDIA SMALL CAP FUND	AAATR0090B	1	11408783	0	0	11408783	2.98	11408783	0	11408783	2.98	0	2.98	0	0.00	NA	NA	11408783	0	0	0
(b)	Venture Capital Funds		0	0	0	0	0	0.00	0	0	0	0.00	0	0.00	0	0.00	NA	NA	0	0	0	0
(c)	Alternate Investment Funds		5	4600379	0	0	4600379	1.20	4600379	0	4600379	1.20	0	1.20	0	0.00	NA	NA	4600379	0	0	0
(d)	Banks		3	9045	0	0	9045	0.00	9045	0	9045	0.00	0	0.00	0	0.00	NA	NA	9045	0	0	0
(e)	Insurance Companies		4	404938	0	0	404938	0.11	404938	0	404938	0.11	0	0.11	0	0.00	NA	NA	404938	0	0	0
(f)	Provident Funds/Pension Funds		0	0	0	0	0	0.00	0	0	0	0.00	0	0.00	0	0.00	NA	NA	0	0	0	0
(g)	Asset Reconstruction Companies		0	0	0	0	0	0.00	0	0	0	0.00	0	0.00	0	0.00	NA	NA	0	0	0	0
(h)	Sovereign Wealth Funds		0	0	0	0	0	0.00	0	0	0	0.00	0	0.00	0	0.00	NA	NA	0	0	0	0
(i)	NBFC Registered with RBI		3	67967	0	0	67967	0.02	67967	0	67967	0.02	0	0.02	0	0.00	NA	NA	67967	0	0	0
(j)	Other Financial Institutions		1	100	0	0	100	0.00	100	0	100	0.00	0	0.00	0	0.00	NA	NA	100	0	0	0
(k)	Any Other																					
	Sub Total (B)(1)		19	30992814	0	0	30992814	8.08	30992814	0	30992814	8.08	0	8.08	0	0.00	NA	NA	30992804	0	0	0
(2)	Institutions (Foreign)																					
(a)	Foreign Direct Investment		0	0	0	0	0	0.00	0	0	0	0.00	0	0.00	0	0.00	NA	NA	0	0	0	0
(b)	Foreign Venture Capital		0	0	0	0	0	0.00	0	0	0	0.00	0	0.00	0	0.00	NA	NA	0	0	0	0
(c)	Sovereign Wealth Funds		0	0	0	0	0	0.00	0	0	0	0.00	0	0.00	0	0.00	NA	NA	0	0	0	0
(d)	Foreign Portfolio Investors Category I		78	29092134	0	0	29092134	7.59	29092134	0	29092134	7.59	0	7.59	0	0.00	NA	NA	29092134	0	0	0
	ABU DHABI INVESTMENT AUTHORITY - MONSOON	AAACA380N	1	7159757	0	0	7159757	1.87	7159757	0	7159757	1.87	0	1.87	0	0.00	NA	NA	7159757	0	0	0
	BOFA SECURITIES EUROPE SA - ODI	AAICB373G	1	7781221	0	0	7781221	2.03	7781221	0	7781221	2.03	0	2.03	0	0.00	NA	NA	7781221	0	0	0
(e)	Foreign Portfolio Investors Category II		11	2220651	0	0	2220651	0.58	2220651	0	2220651	0.58	0	0.58	0	0.00	NA	NA	2220651	0	0	0
(f)	Overseas Depositories (holding DRs) (balancing figure)		0	0	0	0	0	0.00	0	0	0	0.00	0	0.00	0	0.00	NA	NA	0	0	0	0
(g)	Any Other																					
	Sub Total (B)(2)		89	31312785	0	0	31312785	8.17	31312785	0	31312785	8.17	0	8.17	0	0.00	NA	NA	31312785	0	0	0
(3)	Central Government/State Governments/President of India																					
(a)	Central Government / President of India		0	0	0	0	0	0.00	0	0	0	0.00	0	0.00	0	0.00	NA	NA	0	0	0	0
(b)	State Government / Governor		0	0	0	0	0	0.00	0	0	0	0.00	0	0.00	0	0.00	NA	NA	0	0	0	0
(c)	Shareholding by Companies or Bodies Corporate where Central / State Government is a promoter		0	0	0	0	0	0.00	0	0	0	0.00	0	0.00	0	0.00	NA	NA	0	0	0	0
	Sub Total (B)(3)		0	0	0	0	0	0.00	0	0	0	0.00	0	0.00	0	0.00	NA	NA	0	0	0	0
(4)	Non-Institutions																					
(a)	Associate companies / Subsidiaries		0	0	0	0	0	0.00	0	0	0	0.00	0	0.00	0	0.00	NA	NA	0	0	0	0
(b)	Directors and their relatives (excluding independent directors and nominee directors)		1	52530	0	0	52530	0.01	52530	0	52530	0.01	0	0.01	0	0.00	NA	NA	52530	0	0	0
(c)	Key Managerial Personnel		0	0	0	0	0	0.00	0	0	0	0.00	0	0.00	0	0.00	NA	NA	0	0	0	0
	Relatives of promoters (other than "immediate relatives" of promoters disclosed under "Promoter and Promoter Group" category)		0	0	0	0	0	0.00	0	0	0	0.00	0	0.00	0	0.00	NA	NA	0	0	0	0
(d)	Trusts where any person belonging to "Promoter and Promoter Group" category is 'trustee', 'beneficiary', or 'author of the trust'		0	0	0	0	0	0.00	0	0	0	0.00	0	0.00	0	0.00	NA	NA	0	0	0	0
(e)	Investor Education and Protection Fund (IEPF)		1	465588	0	0	465588	0.12	465588	0	465588	0.12	0	0.12	0	0.00	NA	NA	465588	0	0	0
(f)	Resident Individuals holding nominal share capital up to Rs. 2 lakhs		207793	88495926	0	0	88495926	23.09	88495926	0	88495926	23.09	0	23.09	0	0.00	NA	NA	88036089	0	0	0
(g)	Resident Individuals holding nominal share capital in excess of Rs. 2 lakhs		16	8465489	0	0	8465489	2.21	8465489	0	8465489	2.21	0	2.21	0	0.00	NA	NA	8465489	0	0	0
(h)	Non Resident Indians (NRIs)		2424	2991740	0	0	2991740	0.78	2991740	0	2991740	0.78	0	0.78	0	0.00	NA	NA	2977150	0	0	0
(i)	Foreign Nationals		2	2010	0	0	2010	0.00	2010	0	2010	0.00	0	0.00	0	0.00	NA	NA	2010	0	0	0
(j)	Foreign Companies		0	0	0	0	0	0.00	0	0	0	0.00	0	0.00	0	0.00	NA	NA	0	0	0	0
(k)	Bodies Corporate		1073	23463686	0	0	23463686	6.12	23463686	0	23463686	6.12	0	6.12	0	0.00	NA	NA	23244844	0	0	0
(l)	Any Other																					
	Sub Total (B)(4)		276921	128732154	0	0	128732154	33.58	128732154	0	128732154	33.58	0	33.58	0	0.00	NA	NA	128034335	0	0	0
	Total Public Shareholding (B) = (B)(1)+(B)(2)+(B)(3)+(B)(4)		277029	191037753	0	0	191037753	49.84	191037753	0	191037753	49.84	0	49.84	0	0.00	NA	NA	190339924	0	0	0

Details of the shareholders acting as persons in Concert including their Shareholding (No. and %): NIL

Details of Shares which remain unclaimed may be given here along with details such as number of shareholders, outstanding shares held in demat/unclaimed suspense account, voting rights which are frozen etc. - No of Holders : 9 & No. of shares : 507




Table IV - Statement showing shareholding pattern of the Non Promoter - Non Public Shareholder

Category	Category & Name of the Shareholder	PAN	No of Shareholders	No of fully paid up equity shares held	No of Partly paid-up equity shares held	No of Shares Underlying Depository Receipts	Total No of Shares Held (IV+V+VI)	Shareholding as a % of total no of shares (A+B+C2)	Number of Voting Rights held in each class of securities			No of Shares Underlying Outstanding convertible securities (Including Warrants)	Shareholding as a % assuming full conversion of convertible Securities (as a percentage of diluted share capital)	Number of Locked in Shares		Number of Shares pledged or otherwise encumbered		Number of equity shares held in dematerialized form	
									No of Voting Rights		Total as a % of (A+B+C)			No.	As a % of total Shares held	No.	As a % of total Shares held		
									Class X	Class Y									Total
(I)	(II)	(III)	(IV)	(V)	(VI)	(VII)	(VIII)	(IX)	(X)	(XI)	(XII)	(XIII)	(XIV)						
(1)	Custodian/DR Holder		0	0	0	0	0	0.00	0	0	0	0.00	0	0.00	0	0.00	NA	NA	0
(2)	Employee Benefit Trust (under SEBI Share based Employee Benefit) Reg		0	0	0	0	0	0.00	0	0	0	0.00	0	0.00	0	0.00	NA	NA	0
Total Non-Promoter-Non Public Shareholding (C) = (C1)+(C)2)			0	0	0	0	0	0.00	0	0	0	0.00	0	0.00	0	0.00			0



Details of the shareholders acting as persons in Concert including their Shareholding:			
Name of Shareholder	Name of PAC	No of shares	Holding%
Total:		0	0



Handwritten signature: P. Rajgaria

Details of Shares which remain unclaimed may be given hear along with details such as number of shareholders, outstanding shares held in demat/unclaimed suspense account

No of Shareholders	No of shares
9	507



Rajgaria

Table V - Statement showing details of significant beneficial owners (SBOs)

Sr. No.	Details of the SBO (I)			Details of the registered owner (II)			Details of holding/ exercise of right of the SBO in the reporting company, whether direct or indirect*: (III)					Date of creation / acquisition of significant beneficial interest# (IV)
	Name	PAN/ Passport No. in case of a foreign national	Nationality	Name	PAN/ Passport No. in case of a foreign national	Nationality	Whether by virtue of :					
							Shares (%)	Voting rights (%)	Rights on distributable dividend or any other distribution (%)	Exercise of control	Exercise of significant influence	
1	SAROJ KUMAR PODDAR	AFTPP2386N	INDIAN	NA	NA	NA	7.40	0	0	NO	YES	08-02-2019
2	JYOTSNA PODDAR	AFGPP2539E	INDIAN	NA	NA	NA	0.03	0	0	NO	YES	08-02-2019
3	AKSHAY PODDAR	AFUPP0096C	INDIAN	NA	NA	NA	0.07	0	0	NO	YES	08-02-2019
4	PUJA PODDAR	PAN - ALRPP0822B PASSPORT - 127198775	BRITISH	NA	NA	NA	0.04	0	0	NO	YES	08-02-2019

* In case the nature of the holding/ exercise of the right of a SBO falls under multiple categories specified under (a) to (e) under Column III, multiple rows for the same SBO shall be inserted accordingly for each of the categories.

This column shall have the details as specified by the listed entity under Form No. BEN-2 as submitted to the Registrar.



Table VI - Statement showing foreign ownership limits		
	Board approved limits	Limits utilized
As on shareholding date	100%	8.57
As on the end of previous 1st quarter	100%	10.02
As on the end of previous 2nd quarter	100%	2.75
As on the end of previous 3rd quarter	100%	2.75
As on the end of previous 4th quarter	100%	2.50



W. Rajgaria

Format of Holding of Specified securities

1. Name of Listed Entity:TEXMACO RAIL & ENGINEERING LIMITED
 2. Scrip Code/Name of Scrip/Class of Security:533326,TEXRAIL,EQUITY SHARES
 3. Share Holding Pattern Filed under: Reg. 31(1)(a)/Reg.31(1)(b)/Reg.31(1)(c)
 a. if under 31(1)(b) then indicate the report for quarter ending 27/03/2024
 b. if under 31(1)(c) then indicate date of allotment/extinguishment

4. Declaration : The Listed entity is required to submit the following declaration to the extent of submission of information:

	Particulars	YES*	NO*
a	Whether the Listed Entity has issued any partly paid up shares		NO
b	Whether the Listed Entity has issued any Convertible Securities or Warrants?		NO
c	Whether the Listed Entity has any shares against which depository receipts are issued?		NO
d	Whether the Listed Entity has any shares in locked-in?	YES	
e	Whether any shares held by promoters are pledge or otherwise encumbered?		NO
f	Whether the listed entity has any significant beneficial owner?	YES	

*if the Listed Entity selects the option 'NO' for the questions above, the columns for the partly paid up shares, Outstanding Convertible Securities/Warrants, depository receipts, locked-in shares, No of shares pledged or otherwise encumbered by promoters, as applicable, shall not be displayed at the time of dissemination on the Stock Exchange website. Also wherever there is 'No' declared by Listed entity in above table the values will be considered as 'Zero' by default on submission of the format of holding of specified securities.

5. The tabular format for disclosure of holding of specified securities is as follows:



Table I - Summary Statement holding of specified securities

Category	Category of Shareholder	No of Shareholders	No of fully paid up equity shares held	No of Partly paid-up equity shares held	No of Shares Underlying Depository Receipts	Total No of Shares Held (VII) = (IV)+(V)+(VI)	Shareholding as a % of total no of shares (As a % of (A+B+C))	Number of Voting Rights held in each class of securities			No of Shares Underlying Outstanding convertible securities (including Warrants)	Shareholding as a % assuming full conversion of convertible Securities (as a percentage of	Number of Locked in Shares		Number of Shares pledged or otherwise encumbered		Number of equity shares held in dematerialized form	
								No of Voting Rights		Total as a % of (A+B+C)			No.	As a % of total Shares held	No.	As a % of total Shares held		
								Class X	Class Y									Total
(I)	(II)	(III)	(IV)	(V)	(VI)	(VII)	(VIII)	(IX)	(X)	(XI)	(XII)	(XIII)	(XIV)	(XV)				
(A)	Promoter & Promoter Group	25	192300517	0	0	192300517	48.14	192300517	0	192300517	48.14	0	48.14	52353124	27.22	0	0.00	192300517
(B)	Public	277036	207166785	0	0	207166785	51.86	207166785	0	207166785	51.86	0	51.86	0	0.00	NA	NA	206466956
(C)	Non Promoter Non Public																	
(C1)	Shares underlying DRs	0	0	0	0	0	NA	0	0	0	0.00	0	NA	0	0.00	NA	NA	0
(C2)	Shares held by Employees Trusts	0	0	0	0	0	0.00	0	0	0	0.00	0	0.00	0	0.00	NA	NA	0
	Total:	277061	399467302	0	0	399467302	100.00	399467302	0	399467302	100.00	0	100.00	52353124	13.11	0	0.00	39979473

Note:

In Table VI - Statement showing Foreign Ownership Limits, we have considered previous 1st quarter as 31st December, 2023 and so on. Accordingly, previous 4th quarter is 31st March, 2023.



Table II - Statement showing shareholding pattern of the Promoter and Promoter Group

Category	Category & Name of the Shareholder	PAN	No of Shareholders	No of fully paid up equity shares held	No of Partly paid-up equity shares held	No of Shares Underlying Depository Receipts	Total No of Shares Held (V+VI)	Shareholding as a % of total no of shares (calculated as per SCRR, 1967 (VI) As a % of (A+B+C2)	Number of Voting Rights held in each class of securities			No of Shares Underlying Outstanding convertible securities (including Warrants)	Shareholding as a % assuming full conversion of convertible Securities (as a percentage of diluted share capital) (VII)+(X) As a % of (A+B+C2)	Number of Locked in Shares		Number of Shares pledged or otherwise encumbered		Number of equity shares held in dematerialized form	
									No of Voting Rights					Total as a % of (A+B+C)	No.	As a % of total Shares held	No.		As a % of total Shares held
									Class X	Class Y	Total								
(I)	(II)	(III)	(IV)	(V)	(VI)	(VII)	(VIII)	(IX)	(X)	(XI)	(XII)	(XIII)	(XIV)	(XV)					
	Indian																		
(a)	Individuals/Hindu undivided Family		7	28569034	0	0	28569034	7.15	28569034	0	28569034	7.15	0	7.15	24573475	86.01	0	0.00	28569034
	SAROJ KUMAR PODDAR (as a karta)	AAGH-S1464L	1	10710	0	0	10710	0.00	10710	0	10710	0.00	0	0.00	0	0.00	0	0.00	10710
	SAROJ KUMAR PODDAR (as a trustee - SAROJ AND ROTI PODDAR HOLDINGS PRIVATE TRUST)	AAPT-S1604L	1	3792857	0	0	3792857	0.95	3792857	0	3792857	0.95	0	0.95	0	0.00	0	0.00	3792857
	SHRADHA AGARWAL	ACTPAB080F	1	20693	0	0	20693	0.01	20693	0	20693	0.01	0	0.01	0	0.00	0	0.00	20693
	ROTHNA PODDAR (as an individual)	AFOGP2535E	1	104032	0	0	104032	0.23	104032	0	104032	0.23	0	0.23	0	0.00	0	0.00	104032
	SAROJ KUMAR PODDAR (as an individual)	AFTPP2269N	1	24573475	0	0	24573475	6.15	24573475	0	24573475	6.15	0	6.15	24573475	100.00	0	0.00	24573475
	ANSHA BERLIA	AMHPAB002B	1	46574	0	0	46574	0.01	46574	0	46574	0.01	0	0.01	0	0.00	0	0.00	46574
	AASHI AGARWAL	AMHPAB054J	1	20693	0	0	20693	0.01	20693	0	20693	0.01	0	0.01	0	0.00	0	0.00	20693
(b)	Central Government/State Government(s)		0	0	0	0	0	0.00	0	0	0	0.00	0	0.00	0	0.00	0	0.00	0
(c)	Financial institutions/banks		0	0	0	0	0	0.00	0	0	0	0.00	0	0.00	0	0.00	0	0.00	0
(d)	Any Other		14	183200663	0	0	183200663	46.88	183200663	0	183200663	46.88	0	46.88	27775649	37.81	0	0.00	183200663
	EUREKA TRADERS PRIVATE LIMITED	AAAC18032R	1	530	0	0	530	0.00	530	0	530	0.00	0	0.00	0	0.00	0	0.00	530
	INDRAKSHI TRADING COMPANY PRIVATE LIMITED	AAAC53180Q	1	30000	0	0	30000	0.01	30000	0	30000	0.01	0	0.01	0	0.00	0	0.00	30000
	MASTER EXCHANGE & FINANCE LIMITED	AAACM3288C	1	15700	0	0	15700	0.00	15700	0	15700	0.00	0	0.00	0	0.00	0	0.00	15700
	PREMIUM EXCHANGE AND FINANCE LIMITED	AAACP2551J	1	188000	0	0	188000	0.25	188000	0	188000	0.25	0	0.25	0	0.00	0	0.00	188000
	ZUARI INTERNATIONAL LIMITED	AAAC21988R	1	63769296	0	0	63769296	15.96	63769296	0	63769296	15.96	0	15.96	0	0.00	0	0.00	63769296
	ZUARI INDUSTRIES LIMITED	AAAC25008P	1	785688	0	0	785688	0.19	785688	0	785688	0.19	0	0.19	0	0.00	0	0.00	785688
	ELIWAN ROTI MEDICAL SOCIETY	AAAT1856E	1	180500	0	0	180500	0.24	180500	0	180500	0.24	0	0.24	0	0.00	0	0.00	180500
	ADVENTZ FINANCE PRIVATE LIMITED	AAAC83016H	1	27775649	0	0	27775649	6.95	27775649	0	27775649	6.95	0	6.95	27775649	100.00	0	0.00	27775649
	DUKO COMMERCE LIMITED	AAACD0040F	1	7514000	0	0	7514000	1.88	7514000	0	7514000	1.88	0	1.88	0	0.00	0	0.00	7514000
	GREENLAND TRADING PRIVATE LIMITED	AAACG0044G	1	35000	0	0	35000	0.01	35000	0	35000	0.01	0	0.01	0	0.00	0	0.00	35000
	TEKMACO INFRASTRUCTURE & HOLDINGS LIMITED	AAAC78614B	1	58500000	0	0	58500000	14.84	58500000	0	58500000	14.84	0	14.84	0	0.00	0	0.00	58500000
	ABHISHEK HOLDINGS PRIVATE LIMITED	AACCA1032C	1	280	0	0	280	0.00	280	0	280	0.00	0	0.00	0	0.00	0	0.00	280
	ADVENTZ SECURITIES ENTERPRISES LIMITED	AAACD4058M	1	2695140	0	0	2695140	0.25	2695140	0	2695140	0.25	0	0.25	0	0.00	0	0.00	2695140
	NEW GROS TRADECOM LIMITED	AACDN1278H	1	738000	0	0	738000	0.18	738000	0	738000	0.18	0	0.18	0	0.00	0	0.00	738000
	Sub-Total (A)(1)		21	191875697	0	0	191875697	48.03	191875697	0	191875697	48.03	0	48.03	82363124	37.38	0	0.00	191875697
(2)	Foreign																		
(a)	Individuals (Non-Resident Individuals)/Foreign Individuals		2	424820	0	0	424820	0.11	424820	0	424820	0.11	0	0.11	0	0.00	0	0.00	424820
	AKSHAY PODDAR	A/UPP0599C	1	264820	0	0	264820	0.07	264820	0	264820	0.07	0	0.07	0	0.00	0	0.00	264820
	PUSP PODDAR	A/PPP0822N	1	160000	0	0	160000	0.04	160000	0	160000	0.04	0	0.04	0	0.00	0	0.00	160000
(b)	Government		0	0	0	0	0	0.00	0	0	0	0.00	0	0.00	0	0.00	0	0.00	0
(c)	Institutions		0	0	0	0	0	0.00	0	0	0	0.00	0	0.00	0	0.00	0	0.00	0
(d)	Foreign Portfolio Investor		0	0	0	0	0	0.00	0	0	0	0.00	0	0.00	0	0.00	0	0.00	0
(e)	Any Other		0	0	0	0	0	0.00	0	0	0	0.00	0	0.00	0	0.00	0	0.00	0
	Sub-Total (A)(2)		2	424820	0	0	424820	0.11	424820	0	424820	0.11	0	0.11	0	0.00	0	0.00	424820
	Total Shareholding of Promoter and Promoter Group (A)=(A)(1)+(A)(2)		23	192300517	0	0	192300517	48.14	192300517	0	192300517	48.14	0	48.14	82363124	27.22	0	0.00	192300517



Table III - Statement showing shareholding pattern of the Public shareholders

Category	Category & Name of the Shareholder	PAN	No of Shareholders	No of fully paid up equity shares held	No of Partly paid up equity shares held	No of Shares Underlying Depository Receipts	Total No of Shares Held (IV+V+VI)	Shareholding as a % of total no of shares (A+B+C)	Number of Voting Rights held in each class of securities			No of Shares Underlying Outstanding convertible securities (including Warrants)	Shareholding as a % assuming full conversion of convertible Securities (as a percentage of diluted share capital)	Number of Locked in Shares		Number of Shares pledged or otherwise encumbered		Number of equity shares held in dematerialized form	Sub-categorization of shares		
									No of Voting Rights					No.	As a % of total Shares held	No.	As a % of total Shares held		Shareholding (No. of shares) under		
									Class X	Class Y	Total								Sub category (1)	Sub category (II)	Sub category (III)
									(I)	(II)	(III)								(XII)	(XIII)	(XIV)
(I)	Institutions (Domestic)																				
(a)	HDFC Bank Ltd			3	2787804	0	2787804	6.91	2787804	0	2787804	6.91	0	0.00	NA	NA	2787804	0	0	0	
	HDFC TRUSTEE COMPANY LTD. A/C-HDFC BALANCE ADVANTAGE FUND	AAAD31850A	1	10799025	0	0	10799025	2.68	10799025	0	10799025	2.68	0	0.00	NA	NA	10799025	0	0	0	
	NIPFON LRS INDIA TRUSTEE LTD A/C NIPFON INDIA (S&M) CAP FUND	AAAT900008	1	11408783	0	0	11408783	2.86	11408783	0	11408783	2.86	0	0.00	NA	NA	11408783	0	0	0	
(b)	Venture Capital Funds			0	0	0	0	0.00	0	0	0	0.00	0	0.00	NA	NA	0	0	0	0	
(c)	Mutual Funds			4	4000379	0	4000379	1.15	4000379	0	4000379	1.15	0	0.00	NA	NA	4000379	0	0	0	
(d)	Insurance Companies			3	9046	0	9046	0.02	9046	0	9046	0.02	0	0.00	NA	NA	9046	0	0	0	
(e)	Provision Funds/Provision Funds			5	863324	0	863324	0.24	863324	0	863324	0.24	0	0.00	NA	NA	863324	0	0	0	
(f)	Asset Reconstruction Companies			0	0	0	0	0.00	0	0	0	0.00	0	0.00	NA	NA	0	0	0	0	
(g)	Securities Depository			0	0	0	0	0.00	0	0	0	0.00	0	0.00	NA	NA	0	0	0	0	
(h)	NRI/ NRE Depositories with RBI			3	67867	0	67867	0.18	67867	0	67867	0.18	0	0.00	NA	NA	67867	0	0	0	
(i)	Other Financial Institutions			1	100	0	100	0.00	100	0	100	0.00	0	0.00	NA	NA	100	0	0	0	
(j)	Any Other			22	33216619	0	33216619	8.32	33216619	0	33216619	8.32	0	0.00	NA	NA	33216619	0	0	0	
(k)	Institutions (Foreign)			0	0	0	0	0.00	0	0	0	0.00	0	0.00	NA	NA	0	0	0	0	
(l)	Foreign Direct Investment			0	0	0	0	0.00	0	0	0	0.00	0	0.00	NA	NA	0	0	0	0	
(m)	Foreign Venture Capital			0	0	0	0	0.00	0	0	0	0.00	0	0.00	NA	NA	0	0	0	0	
(n)	Sovereign Wealth Funds			0	0	0	0	0.00	0	0	0	0.00	0	0.00	NA	NA	0	0	0	0	
(o)	Foreign Portfolio Investors Category I			82	4256201	0	4256201	10.80	4256201	0	4256201	10.80	0	0.00	NA	NA	4256201	0	0	0	
	ABU DHABI INVESTMENT AUTHORITY - HONGKONG	SAACA4380N	1	6256531	0	0	6256531	2.07	6256531	0	6256531	2.07	0	0.00	NA	NA	6256531	0	0	0	
	BOA SECURITIES EUROPE SA - CDM	RAM03772D	1	7781221	0	0	7781221	1.96	7781221	0	7781221	1.96	0	0.00	NA	NA	7781221	0	0	0	
	SABENA SPICAL SUTRACION SAUBINERS-B	AAVC56641Q	1	8000000	0	0	8000000	2.00	8000000	0	8000000	2.00	0	0.00	NA	NA	8000000	0	0	0	
	Foreign Portfolio Investors Category II			12	2476715	0	2476715	0.62	2476715	0	2476715	0.62	0	0.00	NA	NA	2476715	0	0	0	
(p)	Overseas Depositories (holding DRs) (excluding Sgnia)			0	0	0	0	0.00	0	0	0	0.00	0	0.00	NA	NA	0	0	0	0	
(q)	Any Other			94	44828914	0	44828914	11.22	44828914	0	44828914	11.22	0	0.00	NA	NA	44828914	0	0	0	
(r)	Central Government/ State Government/ President of India			0	0	0	0	0.00	0	0	0	0.00	0	0.00	NA	NA	0	0	0	0	
(s)	Central Government / President of India			0	0	0	0	0.00	0	0	0	0.00	0	0.00	NA	NA	0	0	0	0	
(t)	State Government / Governor			0	0	0	0	0.00	0	0	0	0.00	0	0.00	NA	NA	0	0	0	0	
(u)	Shareholding by Companies or Bodies Corporate which Central / State Government is a partner			0	0	0	0	0.00	0	0	0	0.00	0	0.00	NA	NA	0	0	0	0	
(v)	Sub Total (B)(I)			0	0	0	0	0.00	0	0	0	0.00	0	0.00	NA	NA	0	0	0	0	
(w)	Non Institutions			0	0	0	0	0.00	0	0	0	0.00	0	0.00	NA	NA	0	0	0	0	
(x)	Associate companies / Subsidiaries			0	0	0	0	0.00	0	0	0	0.00	0	0.00	NA	NA	0	0	0	0	
(y)	Directors and their relatives (including independent directors and non-executive directors)			1	52530	0	52530	0.14	52530	0	52530	0.14	0	0.00	NA	NA	52530	0	0	0	
(z)	Key Managerial Personnel			0	0	0	0	0.00	0	0	0	0.00	0	0.00	NA	NA	0	0	0	0	
(aa)	Relatives of promoters other than 'immediate relatives' of promoters disclosed under 'Promoter and Promoter Group' category			0	0	0	0	0.00	0	0	0	0.00	0	0.00	NA	NA	0	0	0	0	
(ab)	Trusts where any person belonging to 'Promoter and Promoter Group' category is 'trustee', beneficiary, or author of the trust			0	0	0	0	0.00	0	0	0	0.00	0	0.00	NA	NA	0	0	0	0	
(ac)	Investor Education and Protection Fund (IEPF)			1	465588	0	465588	0.12	465588	0	465588	0.12	0	0.00	NA	NA	465588	0	0	0	
(ad)	Resident Indian holding nominal share capital up to Rs. 2 lakhs			204783	88496025	0	88496025	22.15	88496025	0	88496025	22.15	0	0.00	NA	NA	88496025	0	0	0	
(ae)	Resident Indian holding nominal share capital in excess of Rs. 2 lakhs			10	8485483	0	8485483	2.12	8485483	0	8485483	2.12	0	0.00	NA	NA	8485483	0	0	0	
(af)	Non Resident Indians (NRIs)			2424	2991742	0	2991742	0.76	2991742	0	2991742	0.76	0	0.00	NA	NA	2991742	0	0	0	
(ag)	Foreign Institutional Investors			2	2010	0	2010	0.00	2010	0	2010	0.00	0	0.00	NA	NA	2010	0	0	0	
(ah)	Foreign Companies			0	0	0	0	0.00	0	0	0	0.00	0	0.00	NA	NA	0	0	0	0	
(ai)	Bodies Corporate			1074	23850782	0	23850782	6.07	23850782	0	23850782	6.07	0	0.00	NA	NA	23850782	0	0	0	
(aj)	Any Other			7	26683	0	26683	0.01	26683	0	26683	0.01	0	0.00	NA	NA	26683	0	0	0	
(ak)	CLAWING MEMBERS			9	4650	0	4650	0.00	4650	0	4650	0.00	0	0.00	NA	NA	4650	0	0	0	
(al)	SHRUTI MEMBERS			3981	4756512	0	4756512	1.19	4756512	0	4756512	1.19	0	0.00	NA	NA	4756512	0	0	0	
(am)	TRUSTS			3	5900	0	5900	0.00	5900	0	5900	0.00	0	0.00	NA	NA	5900	0	0	0	
(an)	Sub Total (B)(II)			270622	129119159	0	129119159	32.30	129119159	0	129119159	32.32	0	0.00	NA	NA	129119159	0	0	0	
(ao)	Total Public Shareholding (B) = (B)(I)+(B)(II)-(B)(I)-(B)(II)			270620	129118695	0	129118695	31.86	129118695	0	129118695	31.86	0	0.00	NA	NA	129118695	0	0	0	

Details of the shareholders acting as persons in Concert (including their Shareholding (No. and % of) All) Details of Shares which remain encumbered may be given here along with details such as number of shareholders, debentured shares held in dematerialized response account, scrip rights which are frozen etc. - No. of Promoters / No. of Shares: 0/7



Table IV - Statement showing shareholding pattern of the Non Promoter - Non Public Shareholder

Category	Category & Name of the Shareholder	PAN	No of Shareholders	No of fully paid up equity shares held	No of Partly paid-up equity shares held	No of Shares Underlying Depository Receipts	Total No of Shares Held (IV+V+VI)	Shareholding as a % of total no of shares (A+B+C)	Number of Voting Rights held in each class of securities			No of Shares Underlying Outstanding convertible securities (Including Warrants)	Shareholding as a % assuming full conversion of convertible Securities (as a percentage of diluted share capital)	Number of Locked In Shares		Number of Shares pledged or otherwise encumbered		Number of equity shares held in dematerialized form	
									No of Voting Rights		Total as a % of (A+B+C)			No.	As a % of total Shares held	No.	As a % of total Shares held		
									Class X	Class Y	Total								
									(IX)			(X)	(XI)	(XII)	(XIII)	(XIV)			
(1)	Custodian/DR holder			0	0	0	0	0.00	0	0	0	0.00	0	0.00	0	0.00	NA	NA	0
(2)	Employee Benefit Trust (under SEBI(Share based Employee Benefit) Regulations 2014)			0	0	0	0	0.00	0	0	0	0.00	0	0.00	0	0.00	NA	NA	0
Total Non-Promoter-Non Public Shareholding (C) = (C)(1)+(C)(2)				0	0	0	0	0.00	0	0	0	0.00	0	0.00	0	0.00			0



Details of the shareholders acting as persons in Concert including their Shareholding:			
Name of Shareholder	Name of PAC	No of shares	Holding%
Total:		0	0



Details of Shares which remain unclaimed may be given hear along with details such as number of shareholders outstanding shares held in demat/unclaimed suspense account

No of Shareholders	No of shares
9	507



Wajaria

Table V - Statement showing details of significant beneficial owners (SBOs)


Sr. No.	Details of the SBO (I)			Details of the registered owner (II)			Details of holding/ exercise of right of the SBO in the reporting company, whether direct or indirect*: (III)					Date of creation / acquisition of significant beneficial interest# (IV)
	Name	PAN/ Passport No. in case of a foreign national	Nationality	Name	PAN/ Passport No. in case of a foreign national	Nationality	Whether by virtue of :					
							Shares (%)	Voting rights (%)	Rights on distributable dividend or any other distribution (%)	Exercise of control	Exercise of significant influence	
1	SAROJ KUMAR PODDAR	AFTPP2386N	INDIAN	NA	NA	NA	7.10	0	0	NO	YES	08-02-2019
2	JYOTSNA PODDAR	AFGPP2539E	INDIAN	NA	NA	NA	0.03	0	0	NO	YES	08-02-2019
3	AKSHAY PODDAR	AFUPP0096C	INDIAN	NA	NA	NA	0.07	0	0	NO	YES	08-02-2019
4	PUJA PODDAR	PAN - ALRPP0822B PASSPORT - 127198775	BRITISH	NA	NA	NA	0.04	0	0	NO	YES	08-02-2019

* In case the nature of the holding/ exercise of the right of a SBO falls under multiple categories specified under (a) to (e) under Column III, multiple rows for the same SBO shall be inserted accordingly for each of the categories.

This column shall have the details as specified by the listed entity under Form No. BEN-2 as submitted to the Registrar.



Table VI - Statement showing foreign ownership limits		
	Board approved limits	Limits utilized
As on shareholding date	100%	8.48
As on the end of previous 1st quarter	100%	10.02
As on the end of previous 2nd quarter	100%	2.75
As on the end of previous 3rd quarter	100%	2.75
As on the end of previous 4th quarter	100%	2.50



Belgharia