


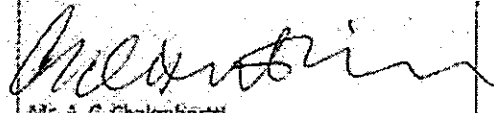


**FORM - A**

**Pursuant to clause 31(a) of Listing Agreement**

1	Name of the company	Asian Hotels (East) Limited
2	Annual financial statements for the year ended	31 <sup>st</sup> March, 2015
3	Type of Audit observation	Un-qualified
4	Frequency of observation	Not applicable
5	<p>To be signed by :-</p> <p>a) CEO/ Managing Director</p> <p>b) CFO</p> <p>c) Auditor of the Company</p> <p>d) Audit Committee Chairman</p>	<p></p> <p>Mr. Umesh Saraf Joint Managing Director</p> <p></p> <p>Mr. Binay Kumar Bhattacharya CFO &amp; Vice President - Corporate Finance</p> <p></p> <p>Mr. K K Talwar Membership No : 089011 Partner S. S. Kothari Mehta &amp; Co, Chartered Accountants Firm Registration No : 000756N</p> <p></p> <p>Mr. A. C. Chakraborti Director</p>

# **ASIAN HOTELS (EAST) LIMITED**



**8th Annual Report and Accounts 2014 - 15**



HYATT REGENCY KOLKATA



HYATT REGENCY CHENNAI

## **BOARD OF DIRECTORS**

Radhe Shyam Saraf	— Chairman
Arun K. Saraf	— Joint Managing Director
Umesh Saraf	— Joint Managing Director
A. C. Chakrabortti	— Independent Director
Rama Shankar Jhawar	— Independent Director
Padam Kumar Khaitan	— Independent Director
Rita Bhimani	— Independent Director

## **CFO & VICE PRESIDENT – CORPORATE FINANCE**

Bimal Kumar Jhunjhunwala

## **CHIEF LEGAL OFFICER & COMPANY SECRETARY**

Saumen Chattopadhyay

## **AUDITOR**

S. S. Kothari Mehta & Co.  
Chartered Accountants  
21, Lansdowne Place  
4th Floor, Kolkata - 700 029, W.B., India

## **BANKERS**

Standard Chartered Bank  
IDBI Bank Limited  
State Bank of India  
HDFC Bank Limited  
ICICI Bank Ltd.

## **REGISTERED OFFICE**

Hyatt Regency Kolkata  
JA-1, Sector-III, Salt Lake City  
Kolkata - 700 098, W. B., India  
Tel. No. 033-2517 1009/1012  
Fax No. 033-2335 8246  
www.ahleast.com  
CIN: L15122WB2007PLC162762

## **REGISTRAR & SHARE TRANSFER AGENT**

Karvy Selenium Tower B  
Plot No. 31 & 32, Gachibowli, Financial District,  
Nanakramguda, Serilingampally,  
Hyderabad - 500 032, Telangana, India  
Tel : +91 40 23312454  
Fax No. 040-23420814  
E-mail: mailmanager@karvy.com

## **CONTENTS**

Directors' Report with annexures	2-33
Independent Auditors' Report	34-37
Accounts – Asian Hotels (East) Limited (Standalone)	38-58
Salient Features of Financial Statements of Subsidiaries	59
Independent Auditors' Report on Consolidated Financial Statement of Asian Hotels (East) Limited and its Subsidiary Companies	60-63
Consolidated Accounts	64-88

## **DIRECTORS' REPORT**

### **To the Members,**

Your Directors have pleasure in presenting the 8th Annual Report of the Company together with the audited financial statements of the Company for the financial year ended 31st March, 2015.

### **FINANCIAL HIGHLIGHTS**

Your Company's performance for the year ended 31st March, 2015 is summarised as under:

<b>Particulars</b>	<b>Standalone (Rs. in lacs)</b>		<b>Consolidated (Rs. in lacs)</b>	
	<b>2014-15</b>	<b>2013-14</b>	<b>2014-15</b>	<b>2013-14</b>
Revenue from operations	9952.33	9270.18	18841.42	17965.63
Profit before Depreciation and Tax Expenses	2804.10	3858.01	(177.46)	697.78
Less: Depreciation	712.00	533.71	3151.54	2481.05
Profit Before Tax	2092.10	3324.30	(3329.00)	(1783.27)
Less: Current Tax	679.74	606.39	679.74	606.39
Deferred Tax	(107.58)	19.74	(107.58)	19.74
Others	16.50	(37.98)	16.26	(35.88)
Profit after tax before adjustment of minority interest	1503.44	2736.15	(3917.42)	(2373.52)
Add: Share of loss transferred to minority interest	—	—	1728.80	1625.87
Profit for the year	1503.44	2736.15	(2188.62)	(747.65)
Add: Balance in profit & loss account	18512.78	16455.81	13118.56	14545.39
Less: Transferred to General Reserve	150.00	273.61	150.00	273.61
Others	611.87	—	611.87	—
Proposed Dividend on Equity Shares	228.81	343.26	228.81	343.26
Tax on Dividend	46.58	62.31	46.58	62.31
Closing Balance	18978.96	18512.78	9892.68	13118.56

### **TRANSFER TO RESERVES**

During the financial year 2014-15 an amount of Rs. 150 lacs (Rs. 273.61 lacs last year) has been transferred to General Reserve out of amount available for appropriations.

### **DIVIDEND**

The Board of Directors are pleased to recommend a dividend @ 20%, i.e. Rs. 2/- per equity share (previous year Rs. 3/- per equity share) on 1,14,40,585 equity shares of Rs. 10/- each for the year ended 31st March, 2015. The total cost to the Company on account of dividend payment will be Rs. 275.39 lacs including dividend distribution tax of Rs. 46.58 lacs resulting in a payout of 18.32% of the standalone profits after tax of the Company.

### **BUSINESS OVERVIEW AND OPERATING PERFORMANCE**

The Board is pleased to inform that during the financial year 2014-15 the overall revenue of the hotel was positive and with effective cost control & effective working capital management, the Company enhanced its operating performance which has already been highlighted above and in the Management Discussion & Analysis Report.

## *Asian Hotels (East) Limited*

The Board is pleased to inform you that during the financial year 2014-15 the operating revenue from Standalone business increased to Rs. 9952.33 lacs as compared to Rs. 9270.18 lacs in the previous year. The profit after tax for the year is Rs. 1503.44 lacs during the financial year 2014-15 compared to Rs. 2736.15 lacs during financial year 2013-14. This decrease has been mainly on account of lower tax exempt 'other income' in the previous year. On the whole, the overall performance for the year has been positive with effective cost control, working capital management and increase in business due to intensive efforts of marketing network. The Company has been able to retain market share through conferences on business summits, out-door catering, new business from Indian Super League and also continuing in its leading position in wedding related business in the city. This success has been achieved despite new entrants into the hospitality business, and/or expansion in the existing ones. As a result, during the year new supply has hit the market with 200 rooms in September 2014 and increasing inventory to 290 operational rooms in December 2014, thereby reflecting an increase of 38% of inventory in the 5star and 5star deluxe segment in the city and is situated right in the middle of the Company's key corporate catchment areas. To make the matter worse, there has been acute competition due to variable discount factors offered by many of the members of the industry.

The hotel's customer satisfaction surely becomes more important with the increasing supply in the market and this is measured by online surveys, where Hyatt Regency, Kolkata achieved in 2014-15 a 50.6% in Net Promoter Score compared to 47.3% for the previous year, which was mainly influenced by an increase in customer service experience and thereby shows a positive trend in this regard.

### **SUBSIDIARY COMPANIES**

The Company has two subsidiaries, namely, GJS Hotels Limited, a wholly owned and a material non-listed Indian Subsidiary, Regency Convention Centre and Hotels Limited and one step-down subsidiary, namely Robust Hotels Private Limited. There has been significant developments in the matters concerning the subsidiaries during the year under review.

Robust Hotel Private Limited at Chennai has already reached near operating breakeven point but sustained substantial loss on account of heavy burden of interest on borrowings. During the year, the Company invested Rs. 205 crores in Robust Hotels Private Limited, owning company of Hyatt Regency, Chennai through GJS Hotels Limited in order to find out a long term solution of high cost of debt which Robust Hotels Private Limited was finding difficult to service due to over-supply market condition. It is hoped that consequent to this injection of funds, the loss would come down drastically, thus converting the business into profitability within next 2 years, barring uncertain contingences.

Your Board is pleased to inform that Government of Odisha, General Administration Department, vide its Order No. 33889 dated 20th December, 2014 revoked its earlier Order No. 25748 dated 1st November, 2012 determining the lease of land corresponding to Drawing Plot No. A/1 measuring Ac. 7.0000 in Mouza-Jagamara, Bhubaneswar, Odisha granted in favour of GJS Hotels Limited. Your Board is exploring various options for development of a hotel on the plot.

Pursuant to the meetings with the committee of the Airports Authority of India (AAI), your subsidiary Regency Convention Centre and Hotels Limited has submitted projections for the proposed hotel-cum-convention project at the alternate pocket of land at CSI Airport, Mumbai and the matter is pending with AAI for decision. Your Board is hopeful of a positive outcome.

In terms of proviso to sub section (3) of Section 129 of the Companies Act, 2013, a report on the performance and financial position of each of the subsidiaries of the Company is set out in the prescribed Form AOC-1, which forms a part of the Consolidated Financial Statements.

### **AMALGAMATION**

In respect of the Scheme of Amalgamation of the Company with Forex Finance Private Limited, a promoter body corporate, the Court Convened Meeting of the equity shareholders of the Company was held during the year under review approving the amalgamation and subsequently the Company has filed the petitions before the Hon'ble High Court of Calcutta for sanction of the scheme. Presently the Scheme of Amalgamation has been pending for hearing in the Hon'ble High Court of Calcutta. After amalgamation of Forex Finance Private Limited with the Company, Robust Hotels Private Limited would be deemed to be a wholly owned subsidiary of the Company.

### **AUDITORS & AUDITORS' REPORT**

M/s S.S. Kothari Mehta & Co., Chartered Accountants, Kolkata (Firm Registration No. 000756N) was appointed as Statutory Auditors of the Company at the last Annual General Meeting held on 30th July, 2014 to hold office upto the conclusion of the fourth consecutive Annual General Meeting subject to ratification by the members at every Annual General Meeting. Therefore, ratification of appointment of Statutory Auditors is being sought from the members of the Company at the ensuing AGM.

The notes on accounts referred to in the Auditors' Report are self-explanatory and therefore, do not call for any further comments.

During the year under review, Internal Audit of the Company has been carried out by M/s. KSMN & Company, Chartered Accountants, Kolkata.

### **SECRETARIAL AUDITOR**

The Board has appointed M/s. D. Raut & Associates, Practising Company Secretary, to conduct Secretarial Audit under the provisions of Section 204 of the Companies Act, 2013 for the financial year 2014-15. The Secretarial Audit Report for the financial year ended 31st March, 2015 is annexed herewith and marked as **Annexure I** to this Report. The Secretarial Audit Report does not contain any qualification, reservation or adverse remark.

### **DIRECTORS AND KEY MANAGERIAL PERSONNEL**

The Board of Directors at its meeting held on 11th February, 2015 has re-appointed Mr. Arun K Saraf (DIN No. 00339772) & Mr. Umesh Saraf (DIN No. 00017985) as Joint Managing Directors of the Company for a period of five years with effect from 4th August, 2015 & 22nd February, 2015 on the recommendation of Nomination & Remuneration Committee. Brief profile of Mr. Arun K Saraf & Mr. Umesh Saraf including terms and conditions

## *Asian Hotels (East) Limited*

of re-appointment and remuneration payable to them & such other matters including interest of directors in such re-appointment as required under Section 196 of the Companies Act, 2013 read with Clause 49(VIII)(E) of the Listing Agreement is provided in the Notice convening the Annual General Meeting.

Pursuant to Section 149 of the Companies Act, 2013 read with Clause 49 of the Listing Agreement with the Stock Exchanges, a Woman Director should be a member of the Board of Directors of the Company. In accordance with the laws, Ms. Rita Bhimani (DIN No. 07106069) was appointed as Additional Director of the Company with effect from 31st March, 2015 and her candidature for appointment as an Independent Director has been sought from the Members in the ensuing Annual General Meeting of the Company. Brief profile of Ms. Rita Bhimani as required under Clause 49(VIII)(E) of the Listing Agreement is provided in the Notice convening the Annual General Meeting.

Mr. Radhe Shyam Saraf (DIN No. 00017962) retires by rotation and being eligible, offers himself for reappointment at the ensuing Annual General Meeting.

During the year, Mr. Ramesh Kumar Chokhani has tendered his resignation as a Director of the Company due to his pre-occupation elsewhere causing casual vacancy on the Board of the Company. The Board expressed its deep appreciation for the valuable services rendered by him and decided not to fill up the casual vacancy caused by his resignation.

The Company has received declarations from all the Independent Directors of the Company confirming that they meet the criteria of independence as prescribed under Section 149(6) of the Companies Act, 2013 and Clause 49 of the Listing Agreement with the Stock Exchanges.

Pursuant to the provisions of Section 203 of the Companies Act, 2013 the appointment of Mr. Bimal Kumar Jhunjhunwala, Chief Financial Officer & Vice President-Corporate Finance and Mr. Saumen Chattopadhyay, Chief Legal Officer & Company Secretary were formalized as the Key Managerial Personnel of the Company.

### **BOARD EVALUATION**

The Board of Directors has carried out an annual evaluation of its own performance, Board committees and individual directors pursuant to the provisions of the Companies Act, 2013 and corporate governance requirements as prescribed by SEBI under clause 49 of the listing Agreements. The performance of the Board was evaluated by the Board on the basis of the criteria such as the Board composition and structure, effectiveness of Board process, information and functioning etc. The performance of the committees was evaluated by the Board on the basis of the criteria such as the composition of the committees, effectiveness of committee meetings, etc. The Board and Nomination and Remuneration Committee reviewed the performance of the individual directors on the basis of the criteria such as the contribution of individual director to the Board and committee meetings like preparedness on the issue to be discuss, meaningful and constructive contribution and inputs in meetings, etc. In a separate meeting of independent directors, performance of non-independent director, performance of the Board as a whole and performance of Chairman was evaluated.

### **NOMINATION & REMUNERATION POLICY**

The Board of Directors, on the recommendation of the Nomination & Remuneration Committee framed a policy for selection and appointment of Directors, Key Managerial Personnel, Senior Management and their remuneration as required under Section 178 of the Companies Act, 2013 and Clause 49(IV) of the Listing Agreement with the Stock Exchanges. The Nomination & Remuneration Policy of the Company is annexed herewith and marked as **Annexure II** to this Report.

### **DIRECTORS' RESPONSIBILITY STATEMENT**

The Board of Directors acknowledges the responsibility for ensuring compliance with the provisions of Section 134(3)(c) read with Section 134(5) of the Companies Act, 2013 in the preparation of the annual accounts for the year ended 31st March, 2015 and state that:

- a) in the preparation of the annual accounts for the year ended 31st March, 2015, the applicable accounting standards have been followed along with proper explanation relating to materials departures, if any;
- b) the Directors have selected such accounting policies and applied them consistently and made judgments and estimates that are reasonable and prudent so as to give a true and fair view of the state of affairs of the Company at the end of the financial year under review and of the profit or loss of the Company for that period;
- c) the Directors have taken proper and sufficient care for the maintenance of adequate accounting records in accordance with the provisions of the Act for safeguarding the assets of the Company and for preventing and detecting fraud and other irregularities;
- d) the Directors have prepared the annual accounts on a going concern basis;
- e) the Directors have laid down internal financial controls to be followed by the Company and that such internal financial controls are adequate and are operating effectively; and
- f) the Directors have devised proper systems to ensure compliance with the provisions of all applicable laws and that such systems are adequate and operating effectively.

### **PARTICULARS OF ENERGY CONSERVATION, TECHNOLOGY ABSORPTION AND FOREIGN EXCHANGE EARNINGS AND OUTGO**

The information required pursuant to Section 134(3)(m) of the Companies Act, 2013 read with Rule 8(3) of the Companies (Accounts) Rules, 2014, pertaining to conservation of energy, technology absorption and foreign exchanges earnings and outgo to the extent possible in the opinion of your Directors, is annexed hereto being **Annexure III** and forming part of this Report.

## *Asian Hotels (East) Limited*

The Company's earnings and outgo in foreign exchange for the year under review were Rs. 2798.45 lacs/Rs. 4794.27 lacs respectively.

### **PARTICULARS OF EMPLOYEES**

Information as per Rules 5(2) & (3) of the Companies (Appointment and Remuneration of Managerial Personnel) Rules, 2014, a statement showing the names and other particulars of the employees drawing remuneration in excess of the limits set out in the said rules are provided as **Annexure IV** and forming part of this Report.

### **PARTICULARS OF CONTRACTS OR ARRANGEMENTS WITH RELATED PARTIES**

There were no contracts or arrangements entered into by the Company in accordance with the Section 188 of the Companies Act, 2013. However, there were material related party transactions in terms of Clause 49 of the Listing Agreements. All material related party transactions that were entered by the Company during the financial year were in the ordinary course of business and on an arm's length basis. All related party transactions are presented to the Audit Committee and the Board for approval.

The policy on materiality of related party transactions and dealing with related party transactions as approved by the Board can be accessed on the Company's website at the link: [www.ahleast.com](http://www.ahleast.com)

The details of the transactions with related party are provided in the accompanying financial statements.

### **MANAGEMENT DISCUSSION AND ANALYSIS AND CORPORATE GOVERNANCE**

Pursuant to Clause 49 of the Listing Agreement with the Stock Exchanges, Report on Management Discussion and Analysis as **Annexure- V** and Corporate Governance as **Annexure-VI** and Compliance Certificate on Corporate Governance are annexed to this Report.

### **CORPORATE SOCIAL RESPONSIBILITY (CSR)**

In line with the requirement of Section 135 of the Companies Act, 2013, the Corporate Social Responsibility Committee has been constituted by the Board of Directors of the Company at its meeting held on 22nd May, 2014 and subsequently reconstituted on 30th July, 2014. The said Committee comprises of Mr. Arun Kumar Saraf as Chairman, Mr. Umesh Saraf and Mr. Rama Shankar Jhawar as Members.

As required under Section 135 of the Companies Act, 2013, the Board of Directors at its meeting held on 30th July, 2014, has devised a Corporate Social Responsibility Policy which interalia includes the constitution of the said committee and corporate social responsibility activities to be taken by the Company. The said policy may be referred at the Company's website [www.ahleast.com](http://www.ahleast.com). The Annual Report on CSR activities is annexed and marked as **Annexure -VII** to this Report.

The Company is associated with charitable and social activities and thereby playing a pro-active role in the socio-economic growth. Hyatt Regency, Kolkata encourages local non-profits for various environmental awareness programs. The hotel has been involved in many CSR activities under hotel's "Hyatt Thrive" umbrella. The main focus being involved in hotel's immediate community area. The hotel has supported "Ek Tara", a girls education and women empowerment initiative, Blood Donation Camp together with the AmCham (American Chamber of Commerce), Clean up drive with the neighbours of Mani Group, several sport activities for good causes and awareness campaigns within the hotel about financial education, health awareness and our month of community service with "Clothes for a Cause", where Hyatt Regency, Kolkata is collaborating with its corporate clients to collect second hand clothes and distribute the same to people living on the street or in slum areas. In 2014 the hotel has started with several energy saving initiatives which already started to show a good impact on savings.

### **DISCLOSURES:**

#### **A) EXTRACT OF ANNUAL RETURN**

Extract of Annual Return of the Company is annexed herewith as **Annexure-VIII** to this Report.

#### **B) MEETINGS OF THE BOARD**

Five (5) meetings of the Board of Directors were held during the year. The details of the Board Meeting and the attendance of the Directors are provided in the Corporate Governance Report.

#### **C) COMPOSITION OF AUDIT COMMITTEE**

The Audit Committee comprises three (3) Directors amongst which two (2) are Independent Non-Executive Directors, namely Mr. A. C. Chakrabortti and Mr. Rama Shankar Jhawar and one (1) is Joint Managing Director namely Mr. Umesh Saraf. All the recommendations made by the Audit Committee were accepted by the Board.

#### **D) VIGIL MACHANISM/WHISTLE BLOWER POLICY**

Pursuant to Section 177 of the Companies Act, 2013 read with Clause 49(II)(F) of the Listing Agreement with the Stock Exchanges, the Board of Directors at its meeting held on 30th July, 2014 has adopted a vigil mechanism/whistle blower policy of the Company. The policy provides a framework for directors and employees to report genuine concerns about unethical behavior, actual or suspected fraud or violation of the Company's code of conduct or ethics policy. Protected disclosures can be made by a whistle blower through an email or to the Chairman of the Audit Committee. The vigil mechanism/whistle blower policy can be accessed on the Company's website at the link: [www.ahleast.com](http://www.ahleast.com).



**E) DISCLOSURE AS PER SEXUAL HARASSMENT OF WOMEN AT WORKPLACE (PREVENTION, PROHIBITION AND REDRESSAL) ACT, 2013**

The Company has zero tolerance towards sexual harassment at workplace and during the year under review, your Board has constituted an Internal Complaints Committee to consider and redress complaints of sexual harassment & also adopted a policy on prevention, prohibition and redressal of sexual harassment at workplace in line with the provisions of Sexual Harassment of Women at Workplace (Prevention, Prohibition and Redressal) Act, 2013 and the rules framed thereunder.

During the financial year 2014-15, the Company has received no complaints on sexual harassment.

**F) PARTICULARS OF LOANS GIVEN, INVESTMENT MADE, GUARANTEES GIVEN AND SECURITY PROVIDED**

Particulars of loans given, investments made, guarantees given and securities provided along with the purpose for which the loan or guarantee or security is proposed to be utilized by the recipient are provided in the financial statements.

**G) PARTICULARS OF REMUNERATION**

Disclosures pertaining to remuneration and other details as required under Section 197(12) of the Companies Act, 2013 read with Rule 5(1) of the Companies (Appointment and Remuneration of Managerial Personnel) Rules, 2014 are provided as **Annexure-IX** to this report.

**H) GENERAL**

Your Directors state that no disclosure or reporting is required in respect of the following items as there were no transactions on these items during the year under review:

1. Details relating to deposits covered under Chapter V of the Companies Act, 2013.
2. Issue of equity shares with differential rights as to dividend, voting or otherwise.
3. Issue of shares (including sweat equity shares) to employees of the Company under any scheme.
4. The Joint Managing Directors of the Company did not receive any remuneration or commission from any of its subsidiaries.
5. No significant or material orders were passed by the Regulators or Courts or Tribunals which impact the going concern status and Company's operations in future.

**ACKNOWLEDGEMENT**

Your Directors wish to place on record their appreciation towards all associates including customers, the Government of India, Government of West Bengal, Government Agencies, Hyatt International Corporation, U.S.A., Bankers, Suppliers, Shareholders, Employees and others who have reposed their confidence in the Company.

For and on behalf of the Board of Directors

Place: Kolkata  
28th May 2015

**Umesh Saraf**  
Joint Managing Director

**Rama Shankar Jhavar**  
Director

**Form No. MR-3**  
**SECRETARIAL AUDIT REPORT**  
**FOR THE FINANCIAL YEAR ENDED ON 31ST MARCH, 2015**  
[Pursuant to section 204(1) of the Companies Act, 2013 and rule No.9 of the Companies  
(Appointment and Remuneration of Managerial Personnel) Rules, 2014]

To,  
The Members  
Asian Hotels (East) Limited  
Hyatt Regency Kolkata, JA-1  
Sector - III, Salt Lake City  
Kolkata- 700098

We have conducted the secretarial audit of the compliance of applicable statutory provisions and the adherence to good corporate practices by Asian Hotels (East) Limited (hereinafter called the Company). Secretarial Audit was conducted in a manner that provided us a reasonable basis for evaluating the corporate conducts/statutory compliances and expressing our opinion thereon.

Based on our verification of the Company's books, papers, minute books, forms and returns filed and other records maintained by the Company and also the information provided by the Company, its officers, agents and authorized representatives during the conduct of secretarial audit, We hereby report that in our opinion, the Company has, during the audit period covering the financial year ended on 31st March, 2015 complied with the statutory provisions listed hereunder and also that the Company has proper Board-processes and compliance-mechanism in place to the extent, in the manner and subject to the reporting made hereinafter:

We have examined the books, papers, minute books, forms and returns filed and other records maintained by the Company for the financial year ended on 31st March, 2015 according to the provisions of:

- (i) The Companies Act, 2013 (the Act) and the rules made thereunder;
- (ii) The Securities Contracts (Regulation) Act, 1956 ('SCRA') and the rules made thereunder;
- (iii) The Depositories Act, 1996 and the Regulations and Bye-laws framed thereunder;
- (iv) Foreign Exchange Management Act, 1999 and the rules and regulations made thereunder to the extent of Foreign Direct Investment, Overseas Direct Investment and External Commercial Borrowings;
- (v) The following Regulations and Guidelines prescribed under the Securities and Exchange Board of India Act, 1992 ('SEBI Act'):-
  - a) The Securities and Exchange Board of India (Substantial Acquisition of Shares and Takeovers) Regulations, 2011; -
  - b) The Securities and Exchange Board of India (Prohibition of Insider Trading) Regulations, 1992;
  - c) The Securities and Exchange Board of India (Issue of Capital and Disclosure Requirements) Regulations, 2009 (Not applicable to the Company during the Audit Period);
  - d) The Securities and Exchange Board of India (Employee Stock Option Scheme and Employee Stock Purchase Scheme) Guidelines, 1999 (Not applicable to the Company during the Audit Period);
  - e) The Securities and Exchange Board of India (Issue and Listing of Debt Securities) Regulations, 2008 (Not applicable to the Company during the Audit Period);
  - f) The Securities and Exchange Board of India (Registrars to an Issue and Share Transfer Agents) Regulations, 1993 regarding the Companies Act and dealing with client;
  - g) The Securities and Exchange Board of India (Delisting of Equity Shares) Regulations, 2009 (Not applicable as the Company has not delisted / propose to delist its equity share from any stock exchange during the financial year under review); and
  - h) The Securities and Exchange Board of India (Buyback of Securities) Regulations, 1998;-  
(Not applicable as the Company has not bought back / propose to buy back its securities during the financial year under review).
- (vi) The Company is engaged in hotel business, no specific laws are applicable to it.

## *Asian Hotels (East) Limited*

We have also examined compliance with the applicable clauses of the following:

- i. Secretarial Standard issued by The Institute of Company Secretaries of India. ( Secretarial Standard SS-1 and SS-2 were notified dated - 10.04.2015, and hence were not applicable to the Company during the Audit Period )
- ii. The Listing Agreements entered into by the Company with Stock Exchange.

During the period under review the Company has complied with the provisions of the Act, Rules, Regulations, Guidelines etc. mentioned above.

### **We further report that:**

The Board of Directors of the Company is duly constituted with proper balance of Executive Directors, Non- Executive Directors and Independent Directors. The changes in the composition of the Board of Directors that took place during the period under review were carried out in compliance with the provisions of the Act.

Adequate notice is given to all directors to schedule the Board Meetings, agenda and detailed notes on agenda were sent at least seven days in advance and a system exists for seeking and obtaining further information and clarifications on the agenda items before the meeting and for meaningful participation at the meeting.

Majority decision is carried through while the dissenting members' views are captured and recorded as part of the minutes.

**We further report that** there are adequate systems and processes in the Company commensurate with the size and operations of the company to monitor and ensure compliance with applicable laws, rules, regulations and guidelines.

For D.Raut & Associates  
Company Secretary in Practice

Debendra Raut

Place : Kolkata  
28th May, 2015

ACS No. 16626  
CP No.- 5232

## Nomination and Remuneration Policy

### Introduction:

In terms of Section 178 of the Companies Act, 2013 read with Rule 6 of the Companies (Meeting of Board and its Powers) Rules, 2014 and Clause 49(IV) of the Listing Agreement, a listed company shall constitute a Nomination and Remuneration Committee (the Committee) consisting of three or more non-executive directors out of which not less than one half shall be independent directors and the Chairman of the Committee shall be an independent director.

### Role of the Committee:

The role of the Committee shall be governed by the applicable provisions of the Companies Act, 2013 and rules made thereunder and Listing Agreement.

### Constitution of the Nomination and Remuneration Committee:

The Board has changed the nomenclature of Remuneration Committee constituted on 22nd February, 2010 by renaming it as Nomination and Remuneration Committee on 22nd May, 2014. The Nomination and Remuneration Committee comprises of following Directors:

- Mr. Rama Shankar Jhavar - Independent Director (Chairman)
- Mr. Padam Kumar Khaitan - Independent Director (Member)
- Mr. A. C. Chakrabortti - Independent Director (Member)

### Applicability:

The Nomination and Remuneration Policy (the Policy) is applicable to Directors, Key Managerial Personnel (KMP) and Senior Management Personnel.

### Frequency of Meetings:

The meetings of the Committee shall be held when required.

### Secretary:

The Company Secretary of the Company shall act as Secretary of the Committee.

### Policy relating to the appointment and removal of Director, KMP and Senior Management Personnel:

The appointment/ re-appointment/ removal and term/tenure of Director, KMP and Senior Management Personnel will be determined by the Committee and recommended to the Board for approval and the same shall be in accordance with the provisions of the Companies Act, 2013 read with the rules made thereunder and the Listing Agreements with Stock Exchanges and other applicable Act, rules and regulations.

### Policy relating to the remuneration for the Director, KMP and Senior Management Personnel:

The remuneration/compensation/commission/fee etc. to the Director, KMP and Senior Management Personnel will be determined by the Committee and recommended to the Board for approval and the same shall be in accordance with the provisions of the Companies Act, 2013 read with the rules made thereunder and the Listing Agreements with Stock Exchanges and other applicable Act, rules and regulations.

## ANNEXURE-III

### Information under Section 134 (3)(m) of the Companies Act, 2013 read with Rule 8(3) of the Companies (Accounts) Rules, 2014

#### A) CONSERVATION OF ENERGY

Sl. No.	Energy Conservation measures taken during the year 2014-15	Investment (in Rupees per annum)
1.	Replacement of existing 4 feet & 2 feet Fluorescent tube lights with LED tube lights for energy saving.	10,36,117.53
2.	Replacement of Steam operated Dish Washing Machines to Electrical operated and rescheduled boiler timings.	18,51,664.00
3.	Replacement of Gas operated Combioven to Electrical Combioven.	12,87,120.00

#### B) TECHNOLOGY ABSORPTION

The Company is always in look out for latest state of the art technologies that are core to providing key solutions in its business. The items 2 & 3 mentioned above were imported during the year. These have improved operational & maintenance practices & also reduced cost. Installation of the above items provided support to capital projects, profits and reliability improvement & benefits derived in the hotel. No expenditure was incurred on Research & Development. However, the conservation of energy has been possible only due to continuous endeavour of the Company towards Research & Development.

**ANNEXURE - IV**  
**Information as per Rules 5(2) & (3) of the Companies (Appointment And Remuneration of Managerial Personnel) Rules, 2014**

Sr. No.	Name	Designation	Remuneration (Rs.)	Nature of Employment	Qualification	Experience in (Years)	Date of commencement of employment	Age in (Years)	Previous employment	% of Shares held in the Company	Whether related to any director	
<b>(A) Personnel who are in receipt of remuneration aggregating not less than Rs. 60,00,000 per annum and employed through out the financial year:</b>												
1	Arun Kumar Saraf	Joint Managing Director	10,836,000	Permanent	Graduate in Business Administration	33	04.08.2010	56	Asian Hotels Ltd.	NIL	Radhe Shyam Saraf, Arun K Saraf & Umesh Saraf are related to each other	
2	Umesh Saraf	Joint Managing Director	12,096,000	Permanent	B.Sc	30	22.02.2010	52	Asian Hotels Ltd.	N.A.	Radhe Shyam Saraf, Arun K Saraf & Umesh Saraf are related to each other	
3	Britta Leick Milde	General Manager	11,071,400	Permanent	Trade School Graduate	20	15.05.2013	42	Grand Hyatt Mumbai, Hotel Manager	NIL	No	

**(B) Personnel who are in receipt of remuneration aggregating not less than Rs. 5,00,000 per month and employed for part of the financial year:**

NIL

**Note:** Remuneration comprises of Basic Salary, HRA, Special Allowance, Company's contribution to provident fund, LTA, monetary value of perquisites, if any, on the basis of Income Tax Rules, performance incentive, Exgratia payments and Commission to Managing Directors on payment basis.

## **ANNEXURE - V**

### **MANAGEMENT DISCUSSION AND ANALYSIS**

#### **INDUSTRY STRUCTURE, DEVELOPMENT, OPPORTUNITIES AND OUTLOOK**

The hospitality industry in India is showing a slow but steady revival in the sector. The change of government at the Centre has improved the business sentiment. However, it seems the part of the positive sentiment comes from discounted room rate. With competition becoming fierce, some top hotels are offering lip-smacking discounts at their F & B outlets to boost sales. Another factor that has led to discount is increase of external competition from standalone restaurants which is making hotels revisit pricing strategy. In Kolkata several new restaurants have been mushroomed in the city and so, in order to offer a better value to customer, hotels are offering a better bang-for-the buck experience. In this complex situation, hotels will have to focus on deriving revenue from all fronts-room, F & B, conference and events which will help in deriving higher profitability. This will help the hotel to derive high profitability. It is expected Indian leisure tourist to begin travelling in destination for reasons other than to visit friends or relatives and therefore to stay in more hotels. To prepare for the increase in Indian tourist, hotels have to provide safety & security and variety of things to do and see the overall image of the destination, good tourist facility and infrastructure. Given the current demand, supply dynamics, stable political situation and the likelihood of overall economic growth, the Indian hospitality sector is on the cusp of a much expected growth trajectory. As the airline fares to Kolkata are comparably higher it is not likely to be on top of the leisure destinations favorites. The outlook for Kolkata is further complicated by reason of an addition of minimum 450 keys by the end of the financial year 2015-16 which is a supply surplus far bigger than the expected growth of the market and will bring average rates more under pressure. Long term outlook with over 500 keys to be added in the coming 3 years does not foresee a change in this trend. It is therefore important that the existing hotels ensure that their product and services are utmost competitive.

#### **RISKS, CONCERNS AND THREATS**

Hotel industry in India has huge staff turnover. Rising staff & utility costs, staff retention & guests satisfaction are the major concerns of the hotel industry in India. There is a risk that the elements of Indian hotel market may move into over supply at least in the short term. Delivering the brand experience consistently at a transparent price point will be vital to success. The benefit of loyalty program will continue to be a key differentiation for the consumer. Hotels have to realign their expenditure, optimize opportunual efficiency and adopt flexible business model. They have to provide new facilities in the existing properties, stylish bars and other F & B outlets, free hotel-wide-WiFi connection to customers plus fitness areas besides offering discounts announcing happy hours and free wine testing events to leisure travellers. Despite all thses profitability will continue to remain a concern with high operational and debt costs.

#### **SEGMENTWISE, FINANCIAL AND OPERATING PERFORMANCE**

The Company operates in the only segment i.e., hoteliering & please refer to the Directors Report for performance.

#### **EFFICIENT INTERNAL CONTROL SYSTEM AND THEIR ADEQUACY**

Adequate internal controls have been laid down by the Company to safeguard and protect its assets as well as to improve the overall productivity of its operations. All the transactions are properly authorized, recorded and reported to the management. The Company is following all the applicable Accounting Standards for properly maintaining the books of accounts and reporting financial statements. An external audit has been successfully conducted to monitor energy efficiencies, safety and security as well as audits on hygiene standards in the hotel. The detailed process of review not only ensures reliability of control systems and legal compliances with applicable legislation, defined policies and processes but also reviews efficiency of systems and ensures safeguarding of tangible and intangible assets. The Audit Committee of the Board reviews the findings of the Internal Auditor and closely monitors the implementation of their recommendations by reviewing the compliance reports furnished.

#### **DEVELOPMENT IN HUMAN RESOURCES AND INDUSTRIAL RELATIONS**

The Company believes that the quality of the employees is the key to its success in the long run and is committed to provide necessary human resource development and training opportunities to equip them with skills, enabling them to keep pace with ongoing technological advancements and evolve. Hotel Hyatt Regency Kolkata is known worldwide for its impeccable services - a reflection of careful employee selection, training and motivation. Employees are provided opportunity to grow and prosper. In the mean time all efforts are being made to control cost so as to maintain present level of profitability. We are also seeking opportunities in different markets and segments to continue diversify our revenue.

Industrial relations remained stable throughout the financial year 2014-15.

As on 31st March, 2015 the number of people employed by the Company was 316.

#### **CAUTIONARY STATEMENT**

Statements made in the Management Discussion and Analysis, describing the Company's objectives, projections, estimates, predictions and expectations may be forward looking statement within the meaning of applicable laws and regulations. Actual results might differ materially from those either expressed or implied.

For and on behalf of the Board of Directors

Place: Kolkata  
28th May 2015

**Umesh Saraf**  
Joint Managing Director

**Rama Shankar Jhavar**  
Director

## **REPORT ON CORPORATE GOVERNANCE**

### **COMPANY'S PHILOSOPHY ON CORPORATE GOVERNANCE**

Asian Hotels (East) Limited believes that good Corporate Governance is essential to achieve long term corporate goals and enhance stakeholders' value. Our Corporate Governance is based on principle of equity, fairness, integrity, transparency, accountability and commitment to value. Your Company has adopted best practices for corporate governance, disclosure standard and enhanced shareholder value while protecting the interest of all other stakeholders including clients, suppliers and its employee. This has enabled your Company to earn the trust and goodwill of its investors, business partners, employees and the communities in which it operates. The Board of Directors has also institutionalized best management practices to bring about an atmosphere of accountability. Systems have been put into place to ensure effective strategic planning, optimum risk management, financial plans, budgets, integrity controls, reporting, communication policy with emphasis on transparency and full disclosure on the various facts of the Company's operations, its functioning, financial and total compliance with all statutory/regulatory requirements not only in the letter of the law but also in its spirit.

The Company has complied with the provisions of Clause 49 of the Listing Agreement with Stock Exchanges which deals with the compliance of Corporate Governance requirements as detailed below:

### **BOARD OF DIRECTORS**

The Company has a high profiled Board with varied management expertise. The Board's role, functions, responsibility and accountability are known to them due to their vast experience.

As on 31st March 2015, the total Board strength comprises of seven (7) Directors which includes one Non-Executive Chairman and one (1) Woman Director and two (2) Joint Managing Directors and three (3) other Independent Directors. The Company is in compliance with the provisions of the Companies Act, 2013 and the Listing Agreement with Stock Exchanges pertaining to composition of the Board as on 31st March, 2015.

None of the Directors is a member of more than 10 committees or act as chairman of more than 5 committees as specified in Clause 49, across all companies in which they are Directors. Necessary disclosures regarding Committee positions in other public companies as on 31st March, 2015 have been made by the Directors as per Clause 49(II)(D) of the Listing Agreement.

The Non-Executive / Independent Directors are paid sitting fees within the limits prescribed under the Companies Act, 2013. No stock options were granted to Non- Executive Directors during the year under review. The Non- Executive / Independent Directors did not have any material pecuniary relationship or transactions with the Company except the payment of sitting fees during the year 2014-15. Independents Directors are not serving as independent directors in more than seven listed companies.

The Board normally meets four times a year and as and when required. The time gap between two Board Meetings has not exceeded the limit of one hundred and twenty days as specified under Clause 49(II)(D) of the Listing Agreement with Stock Exchanges. During the financial year 2014-15, the Board of Directors had five (5) meetings. These were held on 22nd May, 2014, 30th July, 2014, 13th November, 2014, 11th February, 2015 and 24th February 2015. The attendance of the Directors at the board meeting is given elsewhere in this section.

All the meetings are conducted as per well designed and structured agenda. All the agenda items are backed by necessary supporting information and documents to enable the Board to take informed decisions. Agenda also includes minutes of the meetings of all the Board Committees and Subsidiaries for the information of the Board. Additional agenda items in the form of "Other Business" are included with the permission of the Chairman. Agenda papers are generally circulated seven days prior to the Board Meeting.

All statutory and other significant and material information as mentioned in Annexure-X to Clause 49 of the Listing Agreement are placed before the Board to enable it to discharge its responsibility of strategic supervision of the Company as trustees of the shareholders. The Board also reviews periodically the compliance of all applicable laws. The members of the Board have the complete freedom to express their opinion and decisions are taken after detailed discussion.

The last Annual General Meeting was held on 30th July, 2014. Pursuant to the provisions of Clause 49(II) of the Listing Agreement, the composition of the Board, details of Directorships held, Committee Memberships / Chairmanships held and attendance of the Director at the Board Meetings and previous Annual General Meeting (AGM) are already prescribed below as on 31st March, 2015.

Sl. No.	Name of Director	DIN No.	Category	No. of Board Meetings attended	Last AGM attended	No. of other Directorship(s)	No. of Membership(s) / Chairmanship(s) of Board Committees in other Companies <sup>#</sup>	
							Member	Chairman
1.	Mr. Radhe Shyam Saraf <sup>+</sup>	00017962	Non-Independent, Non-Executive Chairman	1	Yes	Nil	Nil	Nil
2.	Mr. A. C. Chakrabortti	00015622	Independent, Non-Executive	5	Yes	3	2	1
3.	Mr. R S Jhavar	00023792	Independent, Non-Executive	5	Yes	7	1	1
4.	Mr. Padam K Khaitan	00019700	Independent, Non-Executive	5	No	8	1	1
5.	Mr. Arun K Saraf <sup>+</sup>	00339772	Joint Managing Director	5	Yes	1	Nil	Nil

## Asian Hotels (East) Limited

Sl. No.	Name of Director	DIN No.	Category	No. of Board Meetings attended	Last AGM attended	No. of other Directorship(s)	No. of Membership(s) / Chairmanship(s) of Board Committees in other Companies <sup>#</sup>	
							Member	Chairman
6.	Mr. Umesh Saraf <sup>+</sup>	00017985	Joint Managing Director	4	Yes	5	Nil	Nil
7.	Mr. Ramesh Kumar Chokhani <sup>§</sup>	00582700	Independent, Non-Executive Director	1	NA	NA	NA	NA
8	Ms. Rita Bhimani <sup>**</sup>	07106069	Additional Director Independent, Non-Executive	Nil	NA	1	Nil	Nil

\* The Directorship held by Directors as mentioned above does not include Alternate Directorships and Directorships in Foreign Companies, Companies Registered under Section 8 of the Companies Act, 2013 and Private Limited Companies.

# In accordance with Clause 49 of the Listing Agreement, Memberships/Chairmanships of only the Audit Committee and Stakeholders' Relationship Committee in all Public Limited Companies [excluding Asian Hotels (East) Limited] have been considered.

+ No Directors other than Mr. Radhe Shyam Saraf, Mr. Arun K Saraf and Mr. Umesh Saraf are related to each other as father, sons and brothers.

\$ Mr. Ramesh Kumar Chokhani ceased to be a Director with effect from 24th May, 2014.

\*\* Ms. Rita Bhimani has been appointed as an Additional Woman/Independent Non-Executive Director with effect from 31st March, 2015.

### Meeting of Independent Directors

Pursuant to Schedule IV of the Companies Act, 2013 and Clause 49(II)(B)(6) of the Listing Agreement, the meeting of the independent directors was held on 20th March, 2015 without the attendance of non-independent directors and members of management. All the independent directors of the Company were present at such meeting they reviewed the performance of non-independent directors and the Board as a whole and evaluated the performance of the Chairperson of the Company.

### Familiarisation programme for Independent Directors

The Board of Directors formulated the familiarisation programme for independent directors for understanding of their roles, rights, responsibilities in the Company, nature of the industry in which the Company operates, business model of the Company. The Company has also adopted a structured programme for orientation and training of independent directors at the time of their joining and on time to time basis so as to enable them to understand the Company's operations, business, industry and environment. The familiarisation programme is available on the Company's official website under the link : [www.ahleast.com](http://www.ahleast.com)

### COMMITTEE OF BOARD OF DIRECTORS

The Company has four (4) Board level Committees in accordance with Clause 49 of Listing Agreement with the Stock Exchanges.

#### 1) Audit Committee

The role and the terms of reference of the Audit Committee are in conformity with the provisions of Section 177 of the Companies Act, 2013 and Clause 49(III) of the Listing Agreement with BSE Limited (BSE) and National Stock Exchange of India Ltd. (NSE). The terms of reference of the Committee are wide enough to cover the matters specified for Audit Committee under the Listing Agreement and Companies Act, 2013.

As on 31st March, 2015, the Audit Committee comprises of three (3) Directors amongst which two (2) are Independent Non-Executive Directors namely Mr. A. C. Chakrabortti and Mr. R. S. Jhawar and one (1) is Joint Managing Director namely Mr. Umesh Saraf.

All the members of the Audit Committee possess sound knowledge on accounts, audit, finance, internal controls etc. Mr. A. C. Chakrabortti, fellow member of the Institute of Chartered Accountants in England & Wales and India, has wide experience in diverse fields particularly pertaining to the accounts, finance and taxation. Mr. R. S. Jhawar, a Chartered Accountant, is a renowned financial professional in the industry. Mr. Umesh Saraf has held Managing Directorship in renowned Indian Companies.

During the financial year 2014-15, four (4) Audit Committee meetings were held on 22nd May, 2014, 30th July, 2014, 13th November, 2014 and 11th February 2015 respectively. Necessary quorum was present for all the meetings. The time gap between any two Audit Committee meetings were not more than four months.

Attendance of each Member at the Audit Committee meeting held during the year:

Name of the Chairman/Member	Status	Meetings Attended
Mr. A. C. Chakrabortti	Chairman	4
Mr. R. S. Jhawar	Member	4
Mr. Umesh Saraf	Member	4
Mr. Ramesh Kumar Chokhani*	Member	1

\* Mr. Ramesh Kumar Chokhani resigned from the Board and consequently ceased to be a Member of Audit Committee with effect from 24th May, 2014.

Mr. Saumen Chattopadhyay, Chief Legal Officer & Company Secretary is the Secretary to the Audit Committee.

Mr. Radhe Shyam Saraf, Chairman, Mr. Arun K Saraf, Joint Managing Director, CFO & Vice President-Corporate Finance, Director of Finance and General Manager along with the Statutory and Internal Auditors of the Company attended the Meetings of the Audit Committee.

The Audit Committee also oversees and reviews the functioning of a vigil mechanism and reviews the finding of investigation into cases of material nature and actions taken in respect thereof.



## Asian Hotels (East) Limited

### 2) Nomination and Remuneration Committee

Pursuant to the provisions of the Section 178 of the Companies Act, 2013 and Clause 49(IV) of the Listing Agreement, the Nomination and Remuneration Committee of the Company was constituted to formulate the criteria for determining qualifications, positive attributes and independence of a director and recommend to the Board a policy, relating to the remuneration of the directors, key managerial personnel and other employees. The Committee's constitution and terms of reference are in compliance with provisions of the Companies Act, 2013 as well as requirement of Clause 49 of the Listing Agreement with Stock Exchanges.

The composition of the Committee as on 31st March 2015 is as under:

Name of Member	Status
Mr. R. S. Jhawar	Chairman
Mr. Padam K. Khaitan	Member
Mr. A.C. Chakrabortti	Member

During the year the Nomination and Remuneration Committee met three times 22nd May, 2014, 30th July, 2014 and 11th February, 2015 and all members attended the aforesaid meetings. The Committee had recommended to the Board a policy relating to remuneration to Directors, Key Managerial Personnel and senior management which was adopted at the Board Meeting held on 30th July, 2014. As per requirement the aforesaid Committee reviews the remuneration packages of the Directors, Key Managerial Personnel and senior management and recommends suitable revision to the Board. The remuneration is then subject to Members' approval.

Details of remuneration paid/payable to the Directors during the financial year ended 31st March, 2015:

(a) Joint Managing Directors

(Rs. in Lacs)

Name	Salary	Perquisites and allowances	Commission payable	Total amount paid/payable in 2013-14	Period of appointment
Mr. Arun K Saraf	63.00	45.36	—	108.36	5 years starting from 4th August 2010
Mr. Umesh Saraf	63.00	57.96	—	120.96	5 years starting from 22nd February 2015

(b) Non-Executive Directors:

Name	Sitting fees (Rs.)*
Mr. Radhe Shyam Saraf	30,000
Mr. A. C. Chakrabortti	2,50,000
Mr. R. S. Jhawar	2,50,000
Mr. Padam K. Khaitan	1,70,000
Mr. Ramesh Kumar Chokhani	40,000

\* No remuneration other than sitting fees for attending Board and Committee Meetings was paid to the Non-Executive Directors.

The Company does not have any stock option plan or performance linked incentive or bonus for the Joint Managing Directors.

Mr. Saumen Chattopadhyay, Chief Legal Officer & Company Secretary acts as Secretary to the Remuneration Committee.

There were no other shares and convertible instruments held by Non-Executive Directors of the Company. There were no pecuniary relationships or transaction between any of the Non- Executive Directors and the Company.

### 3) Stakeholders Relationship Committee

The Company has a Stakeholders Relationship Committee to carry out handling of transfer and transmission of shares, issue of duplicate/re-materialised shares and consolidation and splitting of certificates etc. and handling of shareholders'/investors' grievances. The brief terms of reference of the Committee include redressing of shareholders' and investors' complaints like transfer of shares, non-receipt of Annual Reports, non-receipt of declared dividends etc. and to expedite the process of share transfer. The Committee also monitors implementation and compliance of the Company's Code of Conduct for prohibition of insider trading in pursuance of SEBI (Prohibition of Insider Trading) Regulations, 2015.

The composition of the Committee is as under:

Name of the Members	Status
Mr. Padam K. Khaitan	Chairman
Mr. R. S. Jhawar	Member
Mr. Umesh Saraf	Member

The Committee meets on need basis.

The total number of complaints received and replied to the satisfaction of shareholders during the year under review were 33. There are no pending complaints as on 31st March, 2015. Further, all the requests for transfer of shares have also been processed in time and no transfer was pending for registration for more than 15 days as on 31st March, 2015.

Minutes of meetings of the Share Transfer and Shareholders'/Investors' Grievance Committee/Resolutions by Circulations are circulated to the Board.

## Asian Hotels (East) Limited

### Compliance Officer

Mr. Saumen Chattopadhyay, Chief Legal Officer & Company Secretary is the Compliance Officer and acts as Secretary to the Committee.

### Executive Share Transfer Committee

Pursuant to Clause 49(VIII)(E)(5) of the Listing Agreement with the Stock Exchanges and to expedite the process of share transfers, the Board at its meeting held on 4th August, 2012 has constituted an Executive Share Transfer Committee comprising of CFO & Vice President Corporate Finance and Chief Legal Officer & Company Secretary.

### Terms of reference:

Terms of the reference of the Stakeholders Relationship Committee are described as follows:

- i) The Committee considers and approves transfer of shares including taking note of transfer of shares in demat mode, transmission of shares, transposition of names of the shareholders, deletion of name of shareholders and change of name/surname of the shareholders;
- ii) The Executive Transfer Committee executes its role for prevention of Insider Trading under the codes framed in terms of SEBI (Prohibition of Insider Trading) Regulations, 2015.

The Committee meets on a need basis and at least once in every ten (10) days to dispose of the business of the Committee. The minutes of the Executive Share Transfer Committee are placed at the Board Meetings of the Company periodically.

## 4. Corporate Social Responsibility Committee

As per requirement of Section 135 of the Companies Act 2013, Corporate Social Responsibility Committee of the Board has been constituted by the Board of Directors of the Company at its meeting held on 22nd May, 2014 and subsequently reconstituted on 30th July, 2014. The composition of the Committee is as under:

Name of the Members	Status
Mr. Arun K Saraf	Chairman
Mr. R. S. Jhawar	Member
Mr. Umesh Saraf	Member

The purpose of the Committee is to formulate and monitor the CSR policy of the Company. Please refer to Annexure VII of the Director Report for details.

## GENERAL BODY MEETINGS

Particulars of last three Annual General Meetings:

Financial Year	Nature of meeting	Venue	Date	Time	Special Resolutions passed
2011-12	5th Annual General Meeting	Regency Ball Room, Hyatt Regency Kolkata, JA-1, Sector-III, Salt Lake City, Kolkata- 700098, West Bengal.	19.07.2012	11.00 a.m	None
2012-13	6th Annual General Meeting	- Do -	08.08.2013	11.00 a.m	None
2013-14	7th Annual General Meeting	- Do -	30.07.2014	10.00 a.m	None

## SUBSIDIARY

The Company has two unlisted subsidiaries namely GJS Hotels Limited and Regency Convention Centre and Hotels Limited and one unlisted step down subsidiary namely Robust Hotels Private Limited, owning company of Hotel Hyatt Regency Chennai. GJS Hotels Limited is wholly owned and a material non-listed Indian subsidiary within the meaning of the explanations given in Explanation (i) of Clause 49(V) of the Listing Agreement with BSE Limited (BSE) and National Stock Exchange of India Ltd. (NSE). As per the requirement of the of Clause 49 (V) of the revised Listing Agreement, the Company has formulated a policy for determining 'material subsidiaries' which has been put up on website of the Company at [www.ahleast.com](http://www.ahleast.com)

## DISCLOSURES

- (i) All material transactions entered into with related parties as defined under the Companies Act, 2013 and Clause 49 of the Listing Agreement during the financial year were in the ordinary course of business. These have been approved by the audit committee. The board has approved a policy for related party transactions which has been uploaded on the Company's website at the following link : [www.ahleast.com](http://www.ahleast.com).
- (ii) No strictures or penalties have been imposed on the Company by the Stock Exchanges or by the Securities Exchange Board of India (SEBI) or by any statutory authority on any matters related to capital markets during the last three years.

## *Asian Hotels (East) Limited*

- (iii) The Company has not adopted a treatment different from that prescribed in accounting standards. While preparing the financial statements of the Company for the year ended 31st March, 2015, the management has ensured that all Accounting Standards have been properly followed and there has been no deviation from this practice.
- (iv) The Company has in place a mechanism to inform the Board members about the risk assessment and mitigation plans and periodical review to ensure that the critical risks are controlled by the executive management through means of a properly defined framework.
- (v) The Company has not come out with any public issue or right issue etc. during the financial year under review.
- (vi) The Company has complied with all the applicable requirements of the Listing Agreement with the stock exchanges. The Company has adopted a suitable reporting system on compliances of all major laws applicable to the Company, which is placed before the Board of Directors of the Company at its periodic meeting.
- (vii) The Company has not adopted the non-mandatory requirements of the Listing Agreement.

### **COMPLIANCE**

- **Code of Conduct**

The Company has adopted a Code of Conduct for Board and Senior Management in terms of Clause 49(II)(E) of the Listing Agreement with the Stock Exchange. All Directors and the Senior Management personnel have affirmed in writing their adherence to the above Code. The full text of the Code is displayed at Company's website [www.ahleast.com](http://www.ahleast.com). A declaration signed by the Joint Managing Director is attached and forms part of the Annual Report of the Company.

- **Corporate Governance Compliance**

The Company has complied with the requirements as laid down in Clause 49 of the Listing Agreement with the Stock Exchanges for the purpose of Corporate Governance. A certificate has been obtained from M/s. S. S. Kothari Mehta & Co., Chartered Accountants, the Statutory Auditors of the Company.

- **Code of Conduct and Code of Fair Disclosure Under SEBI (Prohibition of Insider Trading) Regulations, 2015**

As per the SEBI (Prohibition of Insider Trading) Regulations, 2015, the Company has adopted two codes namely, Code of Conduct and Code of Fair Disclosure Practices. All the Directors, employees at the senior management level and other employees and all concerned who could have access to the unpublished price sensitive information of the Company are governed by this Code. The Company has appointed Mr. Saumen Chattopadhyay, Chief Legal Officer & Company Secretary, as Compliance Officer who is responsible for setting forth procedures, implementation and compliance of the Code of Conduct for trading in Company's securities.

### **CEO/CFO CERTIFICATION**

The Joint Managing Director and CFO & Vice President-Corporate Finance of the Company have issued necessary certificate to the Board pursuant to the provisions of Clause 49(IX) of the Listing Agreement with the Stock Exchanges and the same is attached and forms part of the Annual Report.

### **INFORMATION PURSUANT TO CLAUSE 49 (VIII)(E) OF THE LISTING AGREEMENT**

The Company has furnished information pursuant to Clause 49(VIII)(E)(1) of the Listing Agreement with the Stock Exchanges, relating to the appointment of a new Director or re-appointment of a Director. Shareholders may kindly refer to the Notice convening the 8th Annual General Meeting of the Company and this Corporate Governance Report. The names of the Companies in which the person concerned holds Directorship and Membership of Committees of the Board are given separately.

### **MEANS OF COMMUNICATION**

The quarterly, half-yearly and yearly financial results of the Company are sent to the Stock Exchanges immediately after these are approved by the Board. These are widely published in the Business Standard (all India editions) and Aajkal (all editions).

These results alongwith Annual Reports, Shareholding Patterns and quarterly Corporate Governance Report, etc. pursuant to Clause 54 of the Listing Agreement with the Stock Exchanges are posted on the website of the Company at [www.ahleast.com](http://www.ahleast.com).

Further, all periodical compliance filings like shareholding patterns, corporate governance report, corporate announcements etc. are filed electronically on NEAPS, a web based application designed by NSE and on BSE Listing Centre a web based application designed by BSE for corporates. The investor complaints are processed in SEBI Complaints Redressal System (SCORES), a centralized web based complaints redress system.

## Asian Hotels (East) Limited

### GENERAL SHAREHOLDERS' INFORMATION

#### Annual General Meeting

<b>Day, Date &amp; Time</b>	:	Friday, 31st July, 2015 at 10.00 a.m.
<b>Venue</b>	:	Regency Ball Room, Hyatt Regency Kolkata, JA-1, Sector III, Salt Lake City, Kolkata – 700 098.
<b>Financial Year</b>	:	31st March, 2015
<b>Financial Calendar</b>	:	
1st Quarterly Results 2nd Quarterly/ Half yearly Results 3rd Quarterly Results	}	Within 45 days from the end of the quarter
Audited yearly Results for the year ending 31st March, 2015	:	Within 60 days of the end of the Financial Year.
<b>Date of Book closure</b>	:	25th July, 2015 to 31st July, 2015 (both days inclusive)
<b>Dividend Payment date</b>	:	Within 30 days from the date of declaration.

#### Listing on Stock Exchanges

Details of listing of equity shares of the Company:

Sl.No.	Name and address of the Stock Exchanges	Scrip Code/ Symbol	ISIN
1.	BSE Limited (BSE), Phiroze Jeejeebhoy Towers, Dalal Street, Mumbai-400 001	533227	INE926K01017
2.	National Stock Exchange of India Ltd (NSE). Exchange Plaza, C-1, Block-G, Bandra - Kurla Complex, Bandra (East), Mumbai – 400 051	AHLEAST	

Annual listing fees as prescribed, has been paid by the Company to the above Stock Exchanges for the financial year 2015-16.

Annual Custody/Issuer fee for the year 2015-16 will be paid by the Company to NSDL and CDSL on receipt of the invoices.

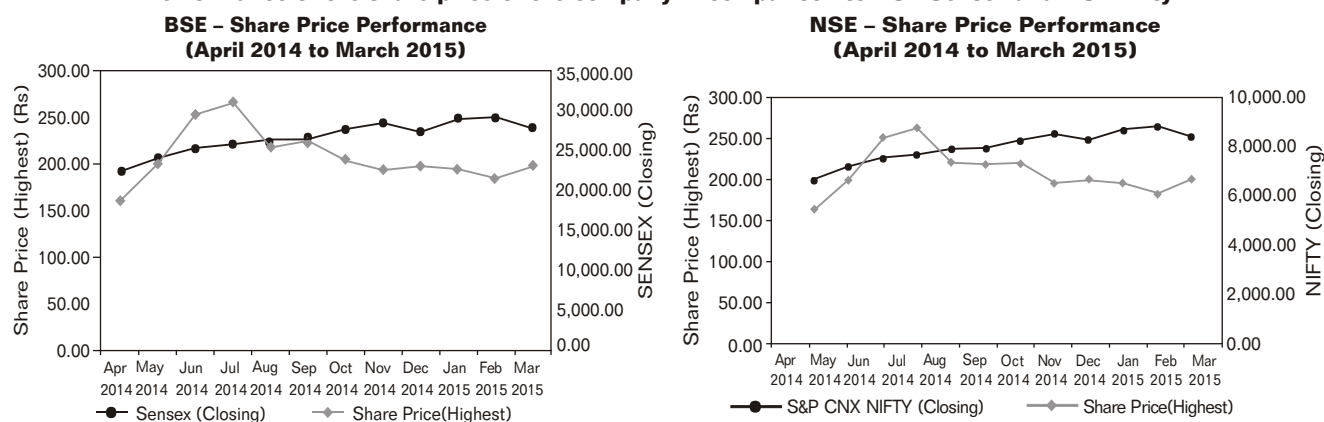
**Corporate Identity Number (CIN):** L15122WB2007PLC162762

#### Market Price Data during the period from April, 2014 to March, 2015

Month	BSE				NSE			
	High Rs.	Low Rs.	Total Number of Shares Traded	Sensex (Closing)	High Rs.	Low Rs.	Total Number of Shares Traded	S&P CNX NIFTY (Closing)
Apr 2014	161.65	140.25	656	22,417.80	162.95	140.00	54,150	6696.40
May 2014	200.00	141.00	1,052	24,217.34	199.90	142.10	3,397	7229.95
Jun 2014	254.95	187.90	1,623	25,413.78	253.40	186.50	44852	7611.35
Jul 2014	267.30	200.00	1,215	25,894.97	264.90	205.00	172354	7721.30
Aug 2014	220.00	194.00	408	26,638.11	222.20	192.05	23,550	7954.35
Sep 2014	225.00	176.25	878	26,630.51	219.95	180.05	4,284	7964.80
Oct 2014	205.00	171.25	559	27,865.83	221.00	173.55	15,560	8322.20
Nov 2014	194.00	175.10	544	28,693.99	194.90	172.30	23,777	8588.25
Dec 2014	199.00	166.00	792	27,499.42	200.00	164.00	27,401	8282.70
Jan 2015	196.75	165.00	1,000	29,182.95	195.00	167.00	26,227	8808.90
Feb 2015	184.80	166.15	492	29,361.50	182.95	166.40	14,175	8901.85
Mar 2015	199.00	166.10	608	27,957.49	201.00	168.05	80,191	8491.00

## Asian Hotels (East) Limited

### Performance of the share price of the company in comparison to BSE Sensex and NSE Nifty :-



### Share Transfer System

Share transfers in physical form are generally registered within a fortnight from the date of receipt provided the documents are found to be in order. Share Transfer & Shareholders'/ Investors' Grievance Committee and Executive Share Transfer Committee consider and approve the transfer proposals.

The Company affirms that no shareholders' complaints was lying pending as on 31st March, 2015 under SCORES.

Requests for dematerialization of shares being in order is generally processed within 21 days of receipt of the request and the confirmation is given to the respective depositories i.e., National Securities Depository Limited (NSDL) and Central Depository Services (India) Limited (CDSL).

### Reconciliation of Share Capital Audit

As stipulated by Securities and Exchange Board of India (SEBI), a Practicing Company Secretary carries out the Share Capital Audit to reconcile the total admitted capital with National Securities Depository Limited (NSDL) and Central Depository Services (India) Limited (CDSL) and the total issued and listed capital of the Company. This audit is carried out every quarter and the report is submitted to stock exchanges, NSDL and CDSL and is also placed before the Board of Directors. No discrepancies were noticed during these audits.

### Unclaimed Shares

In terms of Clause 5A II of the Listing Agreement, 66268 equity shares relating to 841 shareholders, which remained unclaimed as on 14th June, 2012, were transferred to a separate demat account namely "AHEL Unclaimed Suspense Account" maintained with Karvy Stock Broking Limited. The detail of operation in the above unclaimed suspense account is as follows:

Sl. No.	Particulars	Number of shareholders	Number of equity shares
1.	Aggregate Number of shareholders and the outstanding shares in the unclaimed suspense account lying as on 14th June, 2012.	841	66268
2.	Number of shareholders who approached the Company for transfer of shares from the unclaimed suspense account during 14th June, 2012 to 31st March, 2015	19	3273
3.	Number of shareholders to whom shares were transferred from the unclaimed suspense account during 14th June, 2012 to 31st March, 2015.	19	3273
4.	Number of claims lodged but pending due to want of document as on 31st March, 2015.	NIL	NIL
5.	Aggregate Number of shareholders and outstanding shares lying in the unclaimed suspense account as on 31st March, 2015.	822	62995

The voting rights on the shares outstanding in the unclaimed suspense accounts shall remain frozen till the rightful owner of such shares claims the shares.

### Equity Dividend History of the Company

Financial Year	Date of Declaration	Equity Dividend per share (Rs.)
2011-12	19th July 2012	4.50/-
2012-13	8th August 2013	4.50/-
2013-14	30th July, 2014	3.00/-

### Transfer of unpaid/unclaimed equity dividend to Investors Education & Protection Fund (IEPF)

Pursuant to Sections 205A & 205C & other applicable provisions, if any, of the Companies Act, 1956, all unclaimed / unpaid equity dividend remaining unpaid or unclaimed for a period of 7 years from the date they became due for payment will be transferred to the IEPF established by the Central Government. No claim shall lie against the said Fund or the Company for the amounts so transferred nor shall any payment be made in

## Asian Hotels (East) Limited

respect of such claims. Members who have not yet encashed their equity dividend warrant(s) for the financial years 2009-10, 2010-11, 2011-12, 2012-13 and 2013-14 are requested to make their claims by submitting their un-encashed warrant(s) without any delay to the Company / Company's Registrar & Share Transfer Agent, M/s. Karvy Computershare Private Limited, Hyderabad.

The following table of information relating to the outstanding dividend accounts and the dates by which they need to be transferred:

Financial Year	Date of Declaration	Date of payment	Date on which dividend will become part of IEPF
2009-10	29th September, 2010	20th October, 2010	4th November, 2017
2010-11	24th August, 2011	30th August, 2011	29th September, 2018
2011-12	19th July, 2012	27th July, 2012	24th August, 2019
2012-13	8th August, 2013	16th August, 2013	13th September, 2020
2013-14	30th July, 2014	8th August, 2014	4th September, 2021

### Distribution of Shareholding as on 31st March, 2015

DISTRIBUTION SCHEDULE AS ON 31ST MARCH, 2015					
Sl. No.	Category	Cases	% of Cases	Amount (Rs.)	% Amount
1	upto 1 - 5000	13338	96.76	7784720.00	6.80
2	5001 - 10000	257	1.86	1818880.00	1.59
3	10001 - 20000	88	0.64	1231990.00	1.08
4	20001 - 30000	21	0.15	509920.00	0.45
5	30001 - 40000	14	0.10	495130.00	0.43
6	40001 - 50000	19	0.14	889630.00	0.78
7	50001 - 100000	13	0.09	861750.00	0.75
8	100001 & ABOVE	34	0.25	100813830.00	88.12
	<b>Total:</b>	<b>13784</b>	<b>100.00</b>	<b>114405850.00</b>	<b>100.00</b>

### No. of Shares

Physical : 3,24,720

Electronic Mode:

– NSDL : 1,06,78,423

– CDSL : 4,37,442

### Shareholding Pattern as on 31st March 2015

Category	No. of Shares held	% of shareholding
<b>A. Promoters' shareholding</b>		
– Indian	3143072	27.47
– Foreign	4335836	37.90
<b>Total Promoters' Shareholding</b>	<b>7478908</b>	<b>65.37</b>
<b>B. Public Shareholding</b>		
– Mutual Fund	425	0.00
– Indian Financial Institutions	160338	1.40
– Banks	661747	5.78
– FII's	22867	0.20
– NRI's	162518	1.42
– Bodies Corporate (Domestic)	1520861	13.29
– Individuals (Indian Public)	1382872	12.08
– Clearing members	10888	0.10
– Foreign Corporate Bodies	38803	0.34
– Trust	358	0.00
<b>Total Public Shareholding</b>	<b>3961677</b>	<b>34.63</b>
<b>TOTAL</b>	<b>11440585</b>	<b>100</b>

## *Asian Hotels (East) Limited*

### **Registrar and Share Transfer Agent**

Karvy Computershare Private Limited

Karvy Selenium Tower B

Plot No. 31 & 32, Gachibowli, Financial District,

Nanakramguda, Serilingampally, Hyderabad - 500 032, Telangana, India

Tel : +91 40 23312454

Fax No. 040-23420814

E-mail: mailmanager@karvy.com

Karvy Computershare Private Limited

49, Jatin Das Road, Kolkata - 700 029

Tel No. 033- 2464 4891/7231/2463-4787-89

Website: www.karvy.com

### **Dematerialisation of Equity Shares**

1,11,15,865 shares (equivalent to 97.16%) of the total outstanding shares of the Company are held in dematerialized form as on 31st March 2015.

The Company's shares are traded at BSE & NSE.

The Company has not issued GDRs/ADRs/Warrants or any Convertible Instruments likely to impact on equity.

### **Hotels Location**

Hyatt Regency Kolkata

JA-1, Sector III,

Salt Lake City

Kolkata 700 098

Hyatt Regency Chennai

365, Anna Salai,

Teynampet

Chennai-600 018

### **Address for correspondence**

The investor may address their correspondence directly to the Legal & Secretarial Department located at the registered office of the Company (as detailed below) or to the Registrar & Share Transfer Agent at the addresses mentioned in this Report.

### **Registered Office Address**

Asian Hotels (East) Limited

Legal & Secretarial Department

Hyatt Regency Kolkata

JA-1, Sector III,

Salt Lake City

Kolkata 700 098

Telephone No. :033-2517-1009/1012

Fax No. : 033-2335-8246

Email id : Soumya.Saha@ahleast.com

### **Exclusive e-mail ID for Investors' Grievances**

Pursuant to Clause 47(f) of the Listing Agreement with the Stock Exchange, the e-mail id [investorrelations@ahleast.com](mailto:investorrelations@ahleast.com) has been designated for registering investors' grievances.

For and on behalf of the Board of Directors

Place: Kolkata  
28th May 2015

**Umesh Saraf**  
Joint Managing Director

**Rama Shankar Jhavar**  
Director

## ANNEXURE - VII

### Annual Report on Corporate Social Responsibility (CSR) activities for the financial year 2014-15:

1. A brief outline of the Company's CSR Policy including overview of projects or programs proposed to be undertaken and a reference to the web-link to the CSR Policy and projects or programs:

The Company has its CSR Policy within broad scope laid down in Schedule VII of the Companies Act, 2013. The CSR Policy was approved by the Board of Directors at its Meeting held on 30th July, 2014 and has been uploaded on the Company's website : [www.ahleast.com](http://www.ahleast.com).

2. The Composition of the CSR Committee:

Mr. Arun Kumar Saraf, Joint Managing Director as Chairman

Mr. Umesh Saraf, Joint Managing Director as Member

Mr. Rama Shankar Jhavar, Independent Non-Executive Director as Member.

3. Average net profit of the Company for last three financial years:

The average net profit for the last three financial years is Rs. 29.50 crores.

4. Prescribed CSR Expenditure (two percent of the amount mentioned in item 3 above):

The Company is required to spend Rs. 60 lacs (approx) towards CSR for the financial year 2014-15.

5. Details of CSR spent during the financial year:

- i) Total amount to be spent for the financial year : Rs. 60 lacs (approx)
- ii) Amount unspent, if any : Not applicable
- iii) Manner in which the amount spent during the financial year : Details given below

Sr. No.	CSR Project or activity	Sector in which the project is covered	Projects or programmes 1) Local area or other 2) Specify the state and district where project or program was undertaken	Amount outlay (budget) project or programs wise	Amount spent on the projects or programs Sub-heads: 1) Direct expenditure on projects or programs 2) Overheads	Cumulative expenditure upto the reporting period	Amount spent Direct or through implementing Agency
1.	Infrastructure for proposed Medical College in Solan, Himachal Pradesh	Education	Solan, Himachal Pradesh	Rs. 60 lacs	Rs. 60 lacs	Rs. 60 lacs	—
	<b>Total</b>			Rs. 60 lacs	Rs. 60 lacs	Rs. 60 lacs	—

6. In case the Company has failed to spend the two percent of the average net profit of the last three financial years or any part thereof, the company shall provide the reasons for not spending the amount in its Board report – Not applicable

7. Responsibility Statement:

The Responsibility Statement of the Corporate Social Responsibility Committee of the Board of Directors of the Company, is reproduced below:

'The implementation and monitoring of Corporate Social Responsibility (CSR) Policy, is in compliance with CSR objectives and policy of the Company.'

Place : Kolkata  
28th May, 2015

**Mr. Umesh Saraf**  
Joint Managing Director

**Mr. Arun Kumar Saraf**  
Chairman of CSR Committee



**Form No. MGT - 9**  
**EXTRACT OF ANNUAL RETURN**

**As on the financial year ended on 31st March, 2015**

[Pursuant to Section 92(3) of the Companies Act, 2013 and rule 12(1) of the Companies (Management and Administration) Rules, 2014]

**I. REGISTRATION AND OTHER DETAILS:**

- i) CIN:- L15122WB2007PLC162762
- ii) Registration Date: 08/01/2007
- iii) Name of the Company: Asian Hotels (East) Limited
- iv) Category / Sub-Category of the Company: Company limited by shares / Indian Non Government Company
- v) Address of the Registered office and contact details: Hyatt Regency Kolkata, Sector – III, JA-1, Salt Lake City, Kolkata – 700098, West Bengal, India
- vi) Whether listed company: Yes
- vii) Name, Address and Contact details of Registrar and Transfer Agent: Karvy Computershare Pvt. Ltd., Karvy Selenium Tower B, Plot No. 31 & 32, Gachibowli, Financial District, Nanakramguda, Serilingampally, Hyderabad – 500032, India, Tel : +91 40 23312454

**II. PRINCIPAL BUSINESS ACTIVITIES OF THE COMPANY**

All the business activities contributing 10% or more of the total turnover of the Company shall be stated:-

Sl. No.	Name and Description of main products / services	NIC Code of the Product/ service	% to total turnover of the Company
1	Hotel	N.A.	94.60

**III. PARTICULARS OF HOLDING, SUBSIDIARY AND ASSOCIATE COMPANIES-**

Sl. No.	Name and address of the Company	CIN/GLN	Holding/ Subsidiary/ Associate	% of Shares Held	Applicable Section
1	GJS Hotels Ltd. Hyatt Regency Kolkata, Sector – III, JA-1, Salt Lake City, Kolkata – 700098.	U55101WB2002 PLC160608	Subsidiary	100%	2(87) of Companies Act, 2013
2	Regency Convention Centre and Hotels Limited Hyatt Regency, Sector – III, JA-1, Salt Lake City, Kolkata – 700098.	U74899WB1994 PLC160633	Subsidiary	58.99%	2(87) of Companies Act, 2013
3	Robust Hotels Private Limited 365, Annasalai, Teynampet, Chennai - 600018	U55101TN2007P TC062085	Step- down Subsidiary	68.06%*	2(87) of Companies Act, 2013

\* held through GJS Hotels Limited

**IV. SHARE HOLDING PATTERN (Equity Share Capital Break up as percentage of Total Equity)**

- i) Category-wise Share Holding

Category of Shareholders	No. of Shares held at the beginning of the year				No. of Shares held at the end of the year				% Change during the year
	Demat	Physical	Total	% of Total Shares	Demat	Physical	Total	% of Total Shares	
<b>A. Promoters</b>									
(1) Indian									
a) Individual/ HUF	0	0	0	0.00	16000	0	16000	0.14	0.14
b) Central Govt.	0	0	0	0.00	0	0	0	0.00	0.00
c) State Govt(s)	0	0	0	0.00	0	0	0	0.00	0.00
d) Bodies Corp.	3127072	0	3127072	27.33	3127072	0	3127072	27.33	0.00

*Asian Hotels (East) Limited*

Category of Shareholders	No. of Shares held at the beginning of the year				No. of Shares held at the end of the year				% Change during the year
	Demat	Physical	Total	% of Total Shares	Demat	Physical	Total	% of Total Shares	
e) Banks / FI	0	0	0	0.00	0	0	0	0.00	0.00
f) Any Other	0	0	0	0.00	0	0	0	0.00	0.00
<b>Sub-total (A) (1):-</b>	<b>3127072</b>	<b>0</b>	<b>3127072</b>	<b>27.33</b>	<b>3143072</b>	<b>0</b>	<b>3143072</b>	<b>27.47</b>	<b>0.14</b>
<b>(2) Foreign</b>									
a) NRIs - Individuals	571930	0	571930	5.00	705206	0	705206	6.16	1.16
b) Other Individuals	0	0	0	0.00	0	0	0	0.00	0.00
c) Bodies Corp.	3630630	0	3630630	31.73	3630630	0	3630630	31.73	0.00
d) Banks / FI	0	0	0	0.00	0	0	0	0.00	0.00
e) Any Other	0	0	0	0.00	0	0	0	0.00	0.00
<b>Sub-total (A) (2):-</b>	<b>4202560</b>	<b>0</b>	<b>4202560</b>	<b>36.73</b>	<b>4335836</b>	<b>0</b>	<b>4335836</b>	<b>37.90</b>	<b>1.16</b>
<b>Total shareholding of Promoter (A) = (A)(1) + (A)(2)</b>	<b>7329632</b>	<b>0</b>	<b>7329632</b>	<b>64.07</b>	<b>7478908</b>	<b>0</b>	<b>7478908</b>	<b>65.37</b>	<b>1.30</b>
<b>B. Public Shareholding</b>									
<b>1. Institutions</b>									
a) Mutual Funds	195	230	425	0.00	195	230	425	0.00	0.00
b) Banks / FI	841840	6567	848407	7.42	815518	6567	822085	7.19	-0.23
c) Central Govt.	0	0	0	0.00	0	0	0	0.00	0.00
d) State Govt(s)	0	0	0	0.00	0	0	0	0.00	0.00
e) Venture Capital Funds	0	0	0	0.00	0	0	0	0.00	0.00
f) Insurance Companies	0	0	0	0.00	0	0	0	0.00	0.00
g) FIs	40943	385	41328	0.36	22482	385	22867	0.20	-0.16
h) Foreign Venture Capital Funds	0	0	0	0.00	0	0	0	0.00	0.00
i) Others (Specify)	0	0	0	0.00	0	0	0	0.00	0.00
<b>Sub-total (B)(1):-</b>	<b>882978</b>	<b>7182</b>	<b>890160</b>	<b>7.78</b>	<b>838195</b>	<b>7182</b>	<b>845377</b>	<b>7.39</b>	<b>-0.39</b>
<b>2. Non- Institutions</b>									
a) Bodies Corp.									
i) Indian	1572583	5431	1578014	13.79	1515590	5271	1520861	13.29	-0.50
ii) Overseas	38803	0	38803	0.34	38803	0	38803	0.34	0.00
b) Individuals									
i) Individual shareholders holding nominal share capital upto Rs. 1 lakh	852980	248946	1101926	9.63	839165	236736	1075901	9.40	-0.23
ii) Individual shareholders holding nominal share capital in excess of Rs 1 lakh	310554	0	310554	2.71	306971	0	306971	2.68	-0.03
c) Others (Specify)									
i) NRI	105327	78302	183629	1.61	87057	75461	162518	1.42	-0.18
ii) Trust	278	70	348	0.00	288	70	358	0.00	0.00
iii) Clearing	7519	0	7519	0.07	10888	0	10888	0.10	0.03
<b>Sub-total (B)(2):-</b>	<b>2888044</b>	<b>332749</b>	<b>3220793</b>	<b>28.15</b>	<b>2798762</b>	<b>317538</b>	<b>3116300</b>	<b>27.24</b>	<b>-0.91</b>
Total Public Shareholding (B)=(B)(1)+ (B)(2)	<b>3771022</b>	<b>339931</b>	<b>4110953</b>	<b>35.93</b>	<b>3636957</b>	<b>324720</b>	<b>3961677</b>	<b>34.63</b>	<b>-1.30</b>
<b>C. Shares held by Custodian for GDRs &amp; ADRs</b>	0	0	0	0.00	0	0	0	0.00	0.00
<b>Grand Total (A+B+C)</b>	<b>11100654</b>	<b>339931</b>	<b>11440585</b>	<b>100.00</b>	<b>11115865</b>	<b>324720</b>	<b>11440585</b>	<b>100.00</b>	<b>0.00</b>

## Asian Hotels (East) Limited

### (ii) Shareholding of Promoters

SI No.	Shareholder's Name	Shareholding at the beginning of the year			Shareholding at the end of the year			% change in share holding during the year
		No. of Shares	% of total Shares of the company	% of Shares Pledged/ encumbered to total shares	No. of Shares	% of total Shares of the company	% of Shares s Pledged/ encumbered to total share	
1.	Saraf Industries Limited	3630630	31.73	0	3630630	31.73	0	0
2.	Forex Finance Pvt. Ltd	3127072	27.33	0	3127072	27.33	0	0
3.	Radhe Shyam Saraf	571930	5.00	0	571930	5.00	0	0
4.	Ratna Saraf			0	133276	1.16	0	1.16
5.	Umesh Saraf			0	16000	0.14	0	0.14
	Total	7329632	64.07	0	7478908	65.37	0	1.30

### (iii) Change in Promoters' Shareholding (please specify, if there is no change)

SI. No.		Shareholding at the beginning of the year		Cumulative Shareholding during the year	
		No. of shares	% of total shares of the company	No. of shares	% of total shares of the company
	At the beginning of the year	7329632	64.07	149376	1.30
	Date wise Increase/ Decrease in Promoters Share holding during the year specifying the reasons for increase/decrease (e.g. allotment/ transfer/ bonus/ sweat equity etc):				
	At the end of the year	7478908	65.37	149376	1.30

### (iv) Shareholding Pattern of top ten Shareholders (other than Directors, Promoters and Holders of GDRs and ADRs):

SI. No.	Name	Shareholding at the beginning of the year (01.04.2014) / end of the year (31.03.2015)		Date	Increase/ Decrease in share holding	Reason	Cumulative Shareholding during the Year (01.04.2014 to 31.03.2015)	
		No of Shares	% of total shares of the Company				No of Shares	% of total shares of the Company
1	Axis Bank Limited	641695	5.61	01/04/2014				
				09/01/2015	-1543.00	Transfer	640152	5.60
		640152	5.60	31/03/2015			640152	5.60
2	Whitepin Tie Up Limited	482065	4.21	01/04/2014				
		482065	4.21	31/03/2015	0.00	Nil movement during the year	482065	4.21
3	Birla Sun Life Insurance Company Limited	451274	3.94	01/04/2014				
				04/04/2014	2675	Transfer	453949	3.97
				23/05/2014	552	Transfer	454501	3.97
				02/01/2015	3499	Transfer	458000	4.00
				09/01/2015	1798	Transfer	459798	4.02
				16/01/2015	500	Transfer	460298	4.02
				30/01/2015	700	Transfer	460998	4.03
				20/02/2015	1000	Transfer	461998	4.04
				27/02/2015	1500	Transfer	463498	4.05
				06/03/2015	2000	Transfer	465498	4.07

*Asian Hotels (East) Limited*

Sl. No.	Name	Shareholding at the beginning of the year (01.04.2014) / end of the year (31.03.2015)		Date	Increase/ Decrease in share holding	Reason	Cumulative Shareholding during the Year (01.04.2014 to 31.03.2015)	
		No of Shares	% of total shares of the Company				No of Shares	% of total shares of the Company
				13/03/2015	3000	Transfer	468498	4.10
				20/03/2015	5455	Transfer	473953	4.14
				27/03/2015	4771	Transfer	478724	4.18
				31/03/2015	1418	Transfer	480142	4.20
		480142	4.20	31/03/2015			480142	4.20
4	Makalu Trading Ltd	136604	1.19	01/04/2014				
		136604	1.19	31/03/2015	0	Nil movement during the year	136604	1.19
5	Life Insurance Corporation of India	127599	1.12	01/04/2014				
		127599	1.12	31/03/2015	0	Nil movement during the year	127599	1.12
6	Jesmin Investments Limited	121851	1.07	01/04/2014				
				04/07/2014	-85000	Transfer	36851	0.32
				11/07/2014	-36851	Transfer	0	0.00
		0	0.00	31/03/2015			0	0.00
7	VIC Enterprises Private Limited	54000	0.47	01/04/2014				
		54000	0.47	31/03/2015	0	Nil movement during the year	54000	0.47
8	Ramesh Jatia	50000	0.44	01/04/2014				
			0.00	16/05/2014	-50000	Transfer	0	0.00
		0	0.00	31/03/2015			0	0.00
9	Smita Jatia	50000	0.44	01/04/2014			0	0.00
				16/05/2014	-50000	Transfer	0	0.00
		0	0.00	31/03/2015			0	0.00
10	Superways Investment And Finance Private Limited	44083	0.39	01/04/2014				
		44083	0.00	31/03/2015	0	Nil movement during the year	44083	0.39

*Asian Hotels (East) Limited*

(v) Shareholding of Directors and Key Managerial Personnel:

Sl. No.	For each of the Directors and KMP	Shareholding at the beginning of the year (01.04.2014) / end of the year (31.03.2015)		Date	Increase/ Decrease in share holding	Reason	Cumulative Shareholding during the Year (01.04.2014 to 31.03.2015)	
		No of Shares	% of total shares of the Company				No of Shares	% of total shares of the Company
A.	Directors:							
1.	Radhe Shayam Saraf Non-Executive Chairman	571930	5.00	01/04/2014				
		571930	5.00	31/03/2015	0	Nil movement during the year	571930	5.00
2.	Arun K Saraf Joint Managing Director	0	0.00	01/04/2014				
		0	0.00	31/03/2015	0	Nil movement during the year	0	0.00
3.	Umesh Saraf Joint Managing Director	0	0.00	01/04/2014				
		16000	0.14	12/04/2014	16000	Transfer	16000	0.14
		16000	0.14	31/03/2015			16000	0.14
4.	Rama Shankar Jhawar Independent Non-Executive Director	0	0.00	01/04/2014				
		0	0.00	31/03/2015	0	Nil movement during the year	0	0.00
5.	Padam K Khaitan Independent Non-Executive Director	0	0.00	01/04/2014				
		0	0.00	31/03/2015	0	Nil movement during the year	0	0.00
6.	A. C. Chakrabortti Independent Non-Executive Director	0	0.00	01/04/2014				
		0	0.00	31/03/2015	0	Nil movement during the year	0	0.00
7.	Rita Bhimani Additional Director/ Independent Non-Executive Director	0	0.00	01/04/2014				
		0	0.00	31/03/2015	0	Nil movement during the year	0	0.00

*Asian Hotels (East) Limited*

Sl. No.	For each of the Directors and KMP	Shareholding at the beginning of the year (01.04.2014) / end of the year (31.03.2015)		Date	Increase/ Decrease in share holding	Reason	Cumulative Shareholding during the Year (01.04.2014 to 31.03.2015)	
		No of Shares	% of total shares of the Company				No of Shares	% of total shares of the Company
B.	Key Managerial Personnel's :							
1.	Bimal Kumar Jhunjhunwala CFO & Vice-President Corporate Finance	0	0.00	01/04/2014				
		0	0.00	31/03/2015	0	Nil movement during the year	0	0.00
2.	Saumen Chattopadhyay Chief Legal Officer & Company Secretary	0	0.00	01/04/2014				
		0	0.00	31/03/2015	0	Nil movement during the year	0	0.00

**V. INDEBTEDNESS**

**Indebtedness of the Company including interest outstanding/accrued but not due for payment**

	Secured Loans excluding deposits	Unsecured Loans	Deposits	Total Indebtedness
<b>Indebtedness at the beginning of the financial year</b>				
i) Principal Amount	NIL	NIL	NIL	NIL
ii) Interest due but not paid	NIL	NIL	NIL	NIL
iii) Interest accrued but not due	NIL	NIL	NIL	NIL
<b>Total(i+ii+iii)</b>	NIL	NIL	NIL	NIL
<b>Change in Indebtedness during the financial year</b>				
Addition	165 crores	NIL	NIL	165 crores
Reduction	NIL	NIL	NIL	NIL
<b>Net Change</b>	165 crores	NIL	NIL	165 crores
<b>Indebtedness at the end of the financial year</b>				
i) Principal Amount	165 crores	NIL	NIL	165 crores
ii) Interest due but not paid	0.05 crores	NIL	NIL	0.05 crores
iii) Interest accrued but not due	NIL	NIL	NIL	NIL
<b>Total(i+ii+iii)</b>	165.05 crores	NIL	NIL	165.05 crores

## Asian Hotels (East) Limited

### VI REMUNERATION OF DIRECTORS AND KEY MANAGERIAL PERSONNEL

A. Remuneration to Managing Director, Whole-time Directors and/or Manager : (Rs. in lacs)

Sl. No.	Particulars of Remuneration	Name of MD/ WTD/ Manager		Total Amount (Rs)
		Umesh Saraf	Arun K Saraf	
	Gross salary			
	(a) Salary as per provisions contained in section 17(1) of the Income-tax Act, 1961	72.08	108.36	180.44
	(b) Value of perquisites u/s 17(2) Income-tax Act, 1961	48.88	NIL	48.88
	(c) Profits in lieu of salary under section 17(3) Income- tax Act, 1961			
2	Stock Option	NIL	NIL	NIL
3	Sweat Equity	NIL	NIL	NIL
4	Commission	NIL	NIL	NIL
	– as % of profit	NIL	NIL	NIL
	– others, specify	NIL	NIL	NIL
5	Others, please specify	NIL	NIL	NIL
	Total (A)	120.96	108.36	229.32
	Ceiling as per the Act (@ 10% of profits calculated under Section 198 of the Companies Act, 2013)			231.75

B. Remuneration to other directors (Rs.in lacs)

Sl. No.	Particulars of Remuneration	Name of Directors						Total Amount (Rs)
		Padam K Khaitan	R. S. Jhawar	A. C. Chakrabortti	Radhe Shyam Saraf	Ramesh Kumar Chokhani	Ms. Rita Bhimani*	
	1. Independent Directors							
	– Fee for attending board /committee meetings	1.70	2.50	2.50	0.30	0.40	NIL	7.40
	– Commission	NIL	NIL	NIL	NIL	NIL	NIL	NIL
	– Others, please specify	NIL	NIL	NIL	NIL	NIL	NIL	NIL
	Total (1)	1.70	2.50	2.50	0.30	0.40	NIL	7.40
	2. Other Non-Executive Directors							
	– Fee for attending board committee meetings	NIL	NIL	NIL	NIL	NIL	NIL	NIL
	– Commission	NIL	NIL	NIL	NIL	NIL	NIL	NIL
	– Others, please specify	NIL	NIL	NIL	NIL	NIL	NIL	NIL
	Total (2)							
	Total (B)=(1+2)	1.70	2.50	2.50	0.30	0.40	NIL	7.40
	Total Managerial Remuneration							7.40
	Overall Ceiling as per the Act (@ 1% of profits calculated under Section 198 of the Companies Act, 2013)							23.18

\* Appointed as an Additional Director / Women Director / Independent Director with effect from 31st March, 2015

## Asian Hotels (East) Limited

### C. Remuneration to Key Managerial Personnel other than MD/Manager/WTD (Rs. in lacs)

Sl. no.	Particulars of Remuneration	CEO	Key Managerial Personnel		Total
			Company Secretary - Saumen Chattopadhyay	CFO - Bimal Kr. Jhunjhunwala	
1	Gross salary	N.A.			
	(a) Salary as per provisions contained in section 17(1) of the Income-tax Act, 1961		24.50	34.64	59.14
	(b) Value of perquisites u/s17(2) Income-tax Act, 1961		—	—	—
	(c) Profits in lieu of salary under section 17(3) Income-tax Act, 1961		—	—	—
2	Stock Option		—	—	—
3	Sweat Equity		—	—	—
4	Commission				
	– as % of profit		—	—	—
	– others, specify...		—	—	—
5	Others, please specify		—	—	—
	Total	24.50	34.64	59.14	

### VII. PENALTIES/PUNISHMENT/COMPOUNDING OF OFFENCES:

Type	Section of the Companies Act	Brief Description	Details of Penalty / Punishment / Compounding fees imposed	Authority [RD / NCLT / COURT]	Appeal made, if any (give details)
<b>A. COMPANY</b>					
Penalty	NIL	NIL	NIL	NIL	NIL
Punishment	NIL	NIL	NIL	NIL	NIL
Compounding	NIL	NIL	NIL	NIL	NIL
<b>B. DIRECTORS</b>					
Penalty	NIL	NIL	NIL	NIL	NIL
Punishment	NIL	NIL	NIL	NIL	NIL
Compounding	NIL	NIL	NIL	NIL	NIL
<b>C. OTHER OFFICERS IN DEFAULT</b>					
Penalty	NIL	NIL	NIL	NIL	NIL
Punishment	NIL	NIL	NIL	NIL	NIL
Compounding	NIL	NIL	NIL	NIL	NIL



**PARTICULARS OF REMUNERATION**

The information required under Section 197(12) of the Companies Act, 2013 read with Rule 5(1) of the Companies (Appointment and Remuneration of Managerial Personnel) Rules, 2014

**i) the ratio of the remuneration of each Director to the median remuneration of the employees of the Company for the financial year 2014-15:**

Directors	Ratio to Median Remuneration
Mr. R. S. Jhawar- Independent Non-Executive Director	1.16
Mr. A. C. Chakrabortti Independent Non-Executive Director	1.16
Mr. Padam K Khaitan Independent Non-Executive Director	0.79
Ms. Rita Bhimani Additional Director / Woman Director / Independent Director	NIL
Mr. Ramesh Kumar Chokhani** Independent Non-Executive Director	0.19
Mr. Radhe Shyam Saraf - Non-Executive Chairman	0.14
Mr. Arun K Saraf - Joint Managing Director	50.37
Mr. Umesh Saraf - Joint Managing Director	56.23

**ii) the percentage increase in remuneration of each Director, Chief Financial Officer, Chief Executive Officer, Company Secretary or Manager, if any, in the financial year 2014-15:**

Name of Person	% Increase in remuneration
Mr. R. S. Jhawar	25%
Mr. A. C. Chakrabortti	25%
Mr. Padam K Khaitan	50%
Ms. Rita Bhimani	NIL
Mr. Ramesh Kumar Chokhani**	NA
Mr. Radhe Shyam Saraf	50%
Mr. Arun K Saraf, JMD	7.70%
Mr. Umesh Saraf, JMD	7.70%
Mr. Bimal Kumar Jhunjhunwala, CFO & Vice-President Corporate Finance	7%
Mr. Saumen Chattopadhyay Chief Legal Officer & Company Secretary	8%

\* Remuneration of Independent Directors and Chairman only includes sitting fees for attending board & committee meetings of the Company.

\*\* Details not given as Mr. Ramesh Kumar Chokhani was a Director only for part of the Financial Year 2014-15.

**iii) the percentage increase in the median remuneration of employees in the financial year 2014-15: 7%**

**iv) the number of permanent employees on the rolls of company: 316**

**v) the explanation on the relationship between average increase in remuneration and company performance:**

On an average, employees received an increase of 7%. The increase in remuneration is in line with the market trends. In order to ensure that remuneration reflects company performance, the performance pay is linked to organization performance.

## Asian Hotels (East) Limited

### vi) comparison of the remuneration of the Key Managerial Personnel against the performance of the Company:

Particulars	Rs./Lacs
Remuneration of Key Managerial Personnel (KMP) during the year	292.13
Revenue from operations	9952.33
Remuneration (as % of revenue)	2.94%
Profit before tax (PBT)	2092.10
Remuneration (as % of PBT)	13.96%

### vii) variations in the market capitalisation of the Company, price earnings ratio as at the closing date of the current financial year and previous financial year and percentage increase over decrease in the market quotations of the shares of the Company in comparison to the rate at which the Company came out with the last public offer in case of listed companies and in case of unlisted companies, the variations in the net worth of the Company as at the close of the current financial year and previous financial year:

Particulars	Unit	As at 31st March, 2015	As at 31st March, 2014	Variation
Closing rate of share at BSE	Rs.	197.60	149.60	32.09%
EPS	Rs.	13.14	23.92	(45.07)%
Market Capitalization	Rs./lac	226064.28	171149.88	32.09%
Price Earnings Ratio	Ratio	15.04	6.25	140.64%

### viii) average percentile increase already made in the salaries of employees other than the managerial personnel in the last financial year and its comparison with the percentile increase in the managerial remuneration and justification thereof and point out if there are any exceptional circumstances for increase in the managerial remuneration:

The average percentile increase in the salaries of employees other than the managerial personnel in 2014-15 was 7%. Percentage increase in the managerial remuneration for the year was 7.70%

### ix) comparison of the each remuneration of the Key Managerial Personnel against the performance of the Company:

Particulars	CFO & Vice-President Corporate Finance	Chief Legal Officer & Company Secretary
Remuneration (Rs in Lacs)	37.08	25.73
Revenue (Rs in Lacs)	9952.33	9270.18
Remuneration (as % of revenue)	0.37%	0.28%
Profit before tax (PBT)	2092.10	3324.31
Remuneration (as % of PBT)	1.77%	0.77%

### x) the key parameters for any variable component of remuneration availed by the Directors:

The key parameters for the variable component of remuneration, if any, availed by the Directors are considered by the Board of Directors based on the recommendations of the Nomination and Remuneration Committee as per the Nomination & Remuneration Policy for Directors.

### xi) the ratio of remuneration of the highest paid Director to that of the employees who are not Directors but receivable remuneration in excess of the highest paid director during the year:

Not applicable

### xii) affirmation that the remuneration is as per the remuneration policy of the Company:

It is hereby affirmed that the remuneration paid is as per the as per the Nomination and Remuneration Policy of the Company.

*Asian Hotels (East) Limited*

To  
The Board of Directors  
Asian Hotels (East) Limited  
Hyatt Regency Kolkata,  
JA-1, Sector - III,  
Salt Lake City  
Kolkata 700 098.

**Sub: Joint Managing Director/ CFO & Vice President Corporate Finance certification pursuant to Clause 49 (IX) of the Listing Agreement with the Stock Exchanges.**

We, the undersigned, in our capacities as the Joint Managing Director / CFO & Vice President Corporate Finance of Asian Hotels (East) Limited ("the Company") to the best of our knowledge and belief certify that:

- (a) We have reviewed the Financial Statements and Cash Flow Statement for the year ended 31<sup>st</sup> March, 2015 and based on our knowledge and belief, we state that:
- (i) These statements do not contain any materially untrue statement or omit any material fact or contain statements that might be misleading.
  - (ii) These statements together present true and fair view of the Company's affairs and are in compliance with existing Accounting Standards, applicable laws & regulations.
- (b) We further state that to the best of our knowledge and belief, there are no transactions executed into by the Company during the year which are fraudulent, illegal or violate the Company's Code of Conduct.
- (c) We are responsible for establishing & maintaining Internal Controls for financial reporting and we have evaluated the effectiveness of the internal control systems of the Company pertaining to financial reporting and we have disclosed to the Auditors and the Audit Committee those deficiencies, of which we are aware, in the design or operation of the internal control system, if any, and that we have taken the required steps to rectify these deficiencies.
- (d) We have indicated, based on our evaluation, wherever applicable, to the Auditors and the Audit Committee:
- (i) significant changes, if any, in internal control over financial reporting during the year;
  - (ii) significant changes, if any, in accounting policies during the year and that the same has been disclosed in the notes to the financial statements; and
  - (iii) instances of fraud which we have become aware and the involvement therein, if any, of management or an employee having significant role in the Company's internal control system over financial reporting.

For **Asian Hotels (East) Limited**

Place: Kolkata  
28th May 2015

**Umesh Saraf**  
Joint Managing Director

**Bimal K Jhunjunwala**  
CFO & Vice President-Corporate Finance

**DECLARATION**

In compliance with Clause 49(II)(E)(2) of the Listing Agreement, I, Umesh Saraf, Joint Managing Director of the Company hereby declare on the basis of information furnished to me that all Board Members and Senior Management Personnel have affirmed in writing the compliance of their respective Code of Conduct adopted by the Board for Financial Year 2014-15.

For **Asian Hotels (East) Limited**

Place: Kolkata  
28th May 2015

**Umesh Saraf**  
Joint Managing Director

---

**AUDITOR'S CERTIFICATE ON COMPLIANCE WITH THE CONDITIONS OF  
CORPORATE GOVERNANCE UNDER CLAUSE 49 OF THE LISTING AGREEMENT**

To

The Members of Asian Hotels (East) Limited

We have reviewed the implementation of Corporate Governance procedure by the company during the twelve-month period ended 31st March, 2015 as stipulated in clause 49 of the Listing Agreement with the Stock Exchanges in India with the relevant records/documents maintained by the company furnished to us for our review and the report of Corporate Governance as approved by the Board of Directors.

The Compliance of conditions of Corporate Governance is the responsibility of the management. Our examination was limited to procedures and implementation thereof, adopted by the Company for ensuring the compliance of the conditions of Corporate Governance. It is neither an audit, nor an expression of opinion on the financial statements of the Company.

In our opinion and to the best of our information and according to the explanations given to us and the representation made by the Directors and the management, we certify that the Company has complied in all material respects with the conditions of Corporate Governance as stipulated in Clause 49 of the above-mentioned Listing Agreement.

We further state that such compliance is neither an assurance as to the future viability of the company nor of the efficiency or effectiveness with which the management has conducted the affairs of the Company.

For **S. S. Kothari Mehta & Co.**  
Chartered Accountants  
Firm Registration No: 000756N

Place: Kolkata  
28th May 2015

**K K Tulshan**  
Partner  
Membership No: 085033

## **INDEPENDENT AUDITORS' REPORT**

### **TO THE MEMBERS OF ASIAN HOTELS (EAST) LIMITED**

#### **Report on the Standalone Financial Statements**

We have audited the accompanying standalone financial statements of Asian Hotels (East) Limited ("the Company"), which comprise the Balance Sheet as at 31st March, 2015, the Statements of Profit and Loss, the Cash Flow Statement for the year then ended, and a summary of the significant accounting policies and other explanatory information.

#### **Management's Responsibility for the Financial Statements**

The Company's Board of Directors is responsible for the matters stated in Section 134(5) of the Companies Act, 2013 ("the Act") with respect to the preparation of these standalone financial statements that give a true and fair view of the financial position, financial performance and cash flows of the Company in accordance with the accounting principles generally accepted in India, including the Accounting Standards specified under Section 133 of the Act, read with Rule 7 of the Companies (Accounts) Rules, 2014.

This responsibility also includes maintenance of adequate accounting records in accordance with the provisions of the Act for safeguarding the assets of the Company and for preventing and detecting frauds and other irregularities; selection and application of appropriate accounting policies; making judgments and estimates that are reasonable and prudent; and design, implementation and maintenance of adequate internal financial controls, that were operating effectively for ensuring the accuracy and completeness of the accounting records, relevant to the preparation and presentation of these standalone financial statements that give a true and fair view and are free from material misstatement, whether due to fraud or error.

#### **Auditor's Responsibility**

Our responsibility is to express an opinion on these standalone financial statements based on our audit. We have taken into account the provisions of the Act, the accounting and auditing standards and matters which are required to be included in the audit report under the provisions of the Act and the Rules made there under.

We conducted our audit in accordance with the Standards on Auditing specified under Section 143(10) of the Act. Those Standards require that we comply with ethical requirements and plan and perform the audit to obtain reasonable assurance about whether the financial statements are free from material misstatement.

An audit involves performing procedures to obtain audit evidence about the amounts and the disclosures in the financial statements. The procedures selected depend on the auditor's judgment, including the assessment of the risks of material misstatement of the financial statements, whether due to fraud or error. In making those risk assessments, the auditor considers internal financial control relevant to the Company's preparation of the financial statements that give a true and fair view in order to design audit procedures that are appropriate in the circumstances, but not for the purpose of expressing an opinion on whether the Company has in place an adequate internal financial controls system over financial reporting and the operating effectiveness of such controls.

An audit also includes evaluating the appropriateness of the accounting policies used and the reasonableness of the accounting estimates made by the Company's Directors, as well as evaluating the overall presentation of the financial statements. We believe that the audit evidence we have obtained is sufficient and appropriate to provide a basis for our audit opinion on the financial statements.

#### **Opinion**

In our opinion and to the best of our information and according to the explanations given to us, the aforesaid standalone financial statements give the information required by the Act in the manner so required and give a true and fair view in conformity with the accounting principles generally accepted in India, of the state of affairs of the Company as at 31st March, 2015, and its profit and its cash flows for the year ended on that date.

#### **Report on Other Legal and Regulatory Requirements**

1. As required by the Companies (Auditor's Report) Order, 2015 ("the Order") issued by the Central Government of India in terms of Section 143(11) of the Act, we give in the Annexure a statement on the matters specified in paragraphs 3 and 4 of the Order.
2. As required by Section 143 (3) of the Act, we report that:
  - a. We have sought and obtained all the information and explanations which to the best of our knowledge and belief were necessary for the purposes of our audit;
  - b. In our opinion, proper books of account as required by law have been kept by the Company so far as it appears from our examination of those books;
  - c. The Balance Sheet, the Statement of Profit and Loss, and the Cash Flow Statement dealt with by this Report are in agreement with the books of account;
  - d. In our opinion, the aforesaid standalone financial statements comply with the Accounting Standards specified under Section 133 of the Act, read with Rule 7 of the Companies (Accounts) Rules, 2014;

*Asian Hotels (East) Limited*

- e. On the basis of the written representations received from the directors as on 31st March, 2015 taken on record by the Board of Directors, none of the directors is disqualified as on 31st March, 2015 from being appointed as a director in terms of Section 164 (2) of the Act.
- f. With respect to the other matters to be included in the Auditor's Report in accordance with Rule 11 of the Companies (Audit and Auditors) Rules, 2014, in our opinion and to the best of our information and according to the explanations given to us:
  - i. The Company has disclosed the impact of pending litigations on its financial positions in its financial statements as refer in Note No.36 of the financial statements;
  - ii. The Company did not have any long-term contracts including derivative contracts for which there were any material foreseeable losses;
  - iii. There is no amount which is required to be transferred, to the Investor Education and Protection Fund by the Company

Place: Kolkata  
Date: 28th May 2015

For **S. S. Kothari Mehta & Co.**  
Chartered Accountants  
Firm Registration No: 000756N

**K K Tulshan**  
Partner  
Membership No: 085033

## *Asian Hotels (East) Limited*

### **Annexure referred to in paragraph 1 of 'Report on Other Legal and Regulatory Requirements' of the Independent Auditor's Report of even date to the members of Asian Hotels (East) Limited on its standalone financial statements as of and for the year ended March 31, 2015.**

- (i) (a) The Company is maintaining proper records showing full particulars, including quantitative details and situation of fixed assets;
- (b) These fixed assets have been physically verified by the management at reasonable intervals; no material discrepancies were noticed on such verification.
- (ii) (a) The physical verification of inventory has been conducted at reasonable intervals by the management;
- (b) The procedures of physical verification of inventory followed by the management are reasonable and adequate in relation to the size of the Company and the nature of its business.
- (c) The Company is maintaining proper records of inventory and the discrepancies noticed on physical verification have been properly dealt with in the books of account;
- (iii) The Company has not granted loans, secured or unsecured to companies, firms or other parties covered in the register maintained under section 189 of the Companies Act. Accordingly, the provisions of clauses 3 (iii) (a) & (b) of the Companies (Auditor's Report) Order, 2015 are not applicable to the Company
- (iv) On the basis of selective checks carried out during the course of audit and explanations given to us, an adequate internal control system commensurate with the size of the Company and the nature of its business, for the purchase of inventory and fixed assets and for the sale of goods and services. Further on the basis of our examination of the books and records of the Company, and according to the information explanations given to us, we have neither come across nor have been informed of any continuing failure to correct major weaknesses in internal control system.
- (v) The Company has not accepted deposits and hence the directives issued by the Reserve Bank of India and the provisions of sections 73 to 76 or any other relevant provisions of the Companies Act and the rules framed there under are not applicable.
- (vi) According to the information and explanation given to us, the Central Government has not prescribed maintenance of cost records under Sub section (I) of Section 148 of the Companies Act, 2013 in respect of services carried out by the Company. Therefore, the provisions of Clause (vi) of the Order are not applicable.
- (vii) (a) According to the information and explanation given to us the Company is regular in depositing undisputed statutory dues including provident fund, employees' state insurance, income-tax, sales-tax, wealth tax, service tax, duty of customs, duty of excise, value added tax, cess and any other statutory dues with the appropriate authorities.
- (b) According to the information and explanation given to us the dues outstanding in respect of income tax or sales tax or wealth tax or service tax or duty of customs or duty of excise or value added tax and cess, on account of dispute are as follows:-

<b>Name of the Statute</b>	<b>Nature of Dues</b>	<b>Amount (In ₹)</b>	<b>Forum where dispute is pending</b>	<b>Period to which the amount relates</b>
Finance Act 1994	Service Tax	43,74,245	Commissioner (Appeals)	Prior To FY 2004-05
Finance Act 1994	Service Tax	59,09,585	Service Tax Tribunal	FY 2003-04 to FY 2006-07
Finance Act 1994	Service Tax	2,67,53,749	Commissioner of Service Tax	FY 2007-08 to FY 2009-10
Finance Act 1994	Service Tax	1,30,28,999	Commissioner of Service Tax	FY 2008-09 to FY 2012-13
Income Tax Act 1961	Income Tax	1,69,06,870	CIT ( Appeal)	FY 2011-12
Employees State Insurance Act, 1948	ESI	2,180,235	ESIC	FY 2004-05

- (c) According to the information and explanation given to us, no amount needs to be transferred to investor education and protection fund in accordance with the relevant provisions of the Companies Act, 2013 (18 of 2013) and rules made there under.
- (viii) The company does not have accumulated losses as at the end of Financial Year. There are no cash losses during the financial year and in the immediately preceding Financial Year.
- (ix) The Company has not defaulted in repayment of dues to a financial institution or bank or debenture holders.

*Asian Hotels (East) Limited*

- (x) The Company has given guarantee/letter of undertaking against loan taken by others from banks and financial institutions, the terms and conditions of such guarantees / letter of undertaking, are not in our opinion, prima facie, prejudicial to the interest of the Company.
- (xi) The term loans were applied for the purpose for which the loans were obtained.
- (xii) During the course of our examination of the books and the records of the company carried out in accordance with the generally accepted auditing practices in India, we have neither come across any instance of fraud on or by the Company, noticed and reported during the year, nor have we been informed of any such case by the management.

Place: Kolkata  
Date: 28th May 2015

For **S. S. Kothari Mehta & Co.**  
Chartered Accountants  
Firm Registration No: 000756N

**K K Tulshan**  
Partner  
Membership No: 085033



*Asian Hotels (East) Limited*

**BALANCE SHEET as at 31st March 2015**

	Note	As at 31st March 2015	Amount in ₹ As at 31st March 2014
<b>EQUITY AND LIABILITIES</b>			
<b>SHAREHOLDERS' FUND</b>			
(a) Share Capital	3	<b>114,405,850</b>	114,405,850
(b) Reserves & Surplus	4	<b>8,361,823,942</b>	8,300,205,444
		<b>8,476,229,792</b>	8,414,611,294
<b>NON-CURRENT LIABILITIES</b>			
(a) Long Term Borrowings	5	<b>1,650,000,000</b>	—
(b) Deferred Tax Liabilities (Net)	6	<b>180,308,421</b>	222,572,874
(c) Other Long Term Liabilities	7	<b>4,468,065</b>	7,147,650
(d) Long-term Provisions	8	<b>15,120,328</b>	15,907,656
		<b>1,849,896,814</b>	245,628,180
<b>CURRENT LIABILITIES</b>			
(a) Trade Payables	9	<b>99,191,585</b>	79,559,828
(b) Other Current Liabilities	10	<b>44,792,421</b>	54,161,189
(c) Short -Term Provisions	11	<b>29,643,581</b>	40,856,379
		<b>173,627,587</b>	174,577,396
<b>Total</b>		<b>10,499,754,193</b>	8,834,816,870
<b>ASSETS</b>			
<b>NON-CURRENT ASSETS</b>			
(a) Fixed Assets			
(i) Tangible Assets	12	<b>1,286,619,233</b>	1,425,450,319
(ii) Intangible Assets		—	—
(iii) Capital Work-in-Progress		<b>18,099,792</b>	19,647,762
(b) Non-Current Investments	13	<b>3,369,640,784</b>	3,369,640,784
(c) Long-term Loans and Advance	14	<b>66,563,092</b>	61,500,344
		<b>4,740,922,901</b>	4,876,239,209
<b>CURRENT ASSETS</b>			
(a) Current Investments	15	<b>1,808,037,074</b>	2,278,842,004
(b) Inventories	16	<b>20,056,225</b>	19,205,134
(c) Trade Receivable	17	<b>33,370,583</b>	57,377,129
(d) Cash and Bank Balances	18	<b>37,495,617</b>	38,540,587
(e) Short-term Loans and Advances	19	<b>3,845,745,369</b>	1,558,204,068
(f) Other Current Assets	20	<b>14,126,424</b>	6,408,739
		<b>5,758,831,292</b>	3,958,577,661
		<b>10,499,754,193</b>	8,834,816,870
Notes forming part of Financial Statements	1-46		

As per our report of even date

For and on behalf of the Board of Directors

For **S. S. Kothari Mehta & Co.**  
Chartered Accountants  
Firm Registration No.: 000756N

**K K Tulshan**  
Partner  
Membership No. 085033

Place : Kolkata  
Date : 28th May 2015

**Arun K Saraf** Joint Managing Director  
**Umesh Saraf** Joint Managing Director  
**A. C. Chakrabortti** Director  
**Rama Shankar Jhawar** Director  
**Padam Kumar Khaitan** Director  
**Rita Bhimani** Director

**Bimal K Jhunjunwala**  
CFO & Vice President - Corporate Finance

**Saumen Chattopadhyay**  
Chief Legal Officer & Company Secretary

*Asian Hotels (East) Limited*

**STATEMENT OF PROFIT AND LOSS for the year ended 31st March 2015**

	Note	Year Ended 31st March 2015	Amount in ₹ Year Ended 31st March 2014
<b>INCOME</b>			
(a) Revenue from Operations	21	<b>995,233,160</b>	927,018,113
(b) Other Income	22	<b>56,850,333</b>	161,470,699
		<b>1,052,083,493</b>	1,088,488,812
<b>EXPENDITURE</b>			
(a) Consumption of Provisions, Beverages, Smokes & Others	23	<b>152,708,806</b>	133,374,383
(b) Employee Benefit Expense	24	<b>197,780,047</b>	185,806,725
(c) Finance Cost	25	<b>3,603,753</b>	1,500
(d) Depreciation and Amortization Expenses	12	<b>71,199,603</b>	53,371,201
(e) Other Expenses	26	<b>417,581,047</b>	383,504,694
		<b>842,873,256</b>	756,058,503
<b>PROFIT BEFORE TAX</b>		<b>209,210,237</b>	332,430,309
<b>TAX EXPENSES</b>			
(a) Current Tax		<b>67,973,531</b>	60,639,299
(b) Deferred Tax		<b>(10,758,001)</b>	1,974,139
(c) MAT Credit (including earlier years)		—	(6,886,345)
(d) Others (Short / (Excess) Provision of earlier years)		<b>1,650,128</b>	3,088,207
<b>PROFIT AFTER TAX</b>		<b>150,344,579</b>	273,615,009
<b>EARNINGS PER EQUITY SHARE</b>			
	28		
(a) Basic		<b>13.14</b>	23.92
(b) Diluted		<b>13.14</b>	23.92
Notes forming part of Financial Statements	1-46		

As per our report of even date

For and on behalf of the Board of Directors

For **S. S. Kothari Mehta & Co.**  
Chartered Accountants  
Firm Registration No.: 000756N

**K K Tulshan**  
Partner  
Membership No. 085033

Place : Kolkata  
Date : 28th May 2015

**Arun K Saraf** Joint Managing Director  
**Umesh Saraf** Joint Managing Director  
**A. C. Chakrabortti** Director  
**Rama Shankar Khawar** Director  
**Padam Kumar Khaitan** Director  
**Rita Bhimani** Director

**Bimal K Jhunjhunwala**  
CFO & Vice President - Corporate Finance

**Saumen Chattopadhyay**  
Chief Legal Officer & Company Secretary

**CASH FLOW STATEMENT for the year ended 31st March 2015**

	Year Ended 31st March, 2015	Amount in ₹ Year Ended 31st March, 2014
<b>A. CASH FLOW FROM OPERATING ACTIVITIES</b>		
Profit before tax	209,210,237	332,430,309
Adjustment for :		
Depreciation/amortization	71,199,603	53,371,201
Loss/(profit) on sale of fixed assets	494,980	109,533
Interest Paid on Term Loan	452,055	—
Other Borrowing Cost	3,151,698	—
Provision for bad and doubtful debts	1,241,389	1,043,565
Excess Provision Written Back	(1,832,093)	(357,487)
Adjustment to Carrying amount of investment	216,804	406,588
Net loss/(gain) on sale of current investments	(2,137,756)	(99,537,572)
Provision for Gratuity	858,235	1,935,580
Provision for Leave Encashment	(242,862)	98,755
Interest income	(24,645,953)	(12,651,589)
Dividend income	(27,689,056)	(47,146,798)
<b>Operating profit before working capital changes</b>	<b>230,277,281</b>	<b>229,702,085</b>
Movements in working capital :		
Increase/(decrease) in trade payables	21,463,850	26,310,324
Increase / (decrease) in long-term provisions	—	—
Increase / (decrease) in other long-term liabilities	(2,679,585)	(3,049,600)
Increase/(decrease) in other current liabilities	(10,074,698)	9,229,869
Increase / (decrease) in short-term provisions	—	—
Decrease/(increase) in trade receivables	22,765,157	2,023,885
Decrease/(increase) in inventories	(851,091)	316,769
Decrease / (increase) in other current assets	—	—
Decrease / (increase) in long term loans and advances	(8,624,000)	38,400
Decrease / (increase) in short-term loans and advances	(7,336,828)	(5,455,256)
<b>Cash generated from / (used in) operations</b>	<b>244,940,086</b>	<b>259,116,476</b>
Less: Direct taxes paid (net of refunds)	65,765,688	58,675,440
<b>Net cash flow from/ (used in) Operating Activities (A)</b>	<b>179,174,398</b>	<b>200,441,036</b>
<b>B. CASH FLOWS FROM INVESTING ACTIVITIES</b>		
Payments for fixed assets	(24,055,982)	(8,026,867)
Increase in Capital Advance	(296,719)	—
Proceeds from sale of fixed assets	47,161	33,937
Purchase of non-current investments	—	(150,000,000)
Purchase of current investments	(328,040,163)	(550,642,353)
Proceeds from sale/maturity of current investments	800,766,045	944,742,998
Short term loans and advances given	(2,280,204,474)	(447,350,000)
Interest received	16,928,268	10,438,879
Dividend received	27,689,056	47,146,798
<b>Net cash flow from/(used in) Investing Activities (B)</b>	<b>(1,787,166,808)</b>	<b>(153,656,608)</b>
<b>C. CASH FLOWS FROM FINANCING ACTIVITIES</b>		
Proceeds from Long Term Borrowings	1,650,000,000	—
Interest paid on borrowings	(452,055)	—
Payment of Other Borrowing Cost	(3,151,698)	—
Dividend paid on shares	(33,615,825)	(50,370,507)
Tax on dividend paid	(5,832,982)	(8,750,114)
<b>Net cash flow from/(used in) in Financing Activities (C)</b>	<b>1,606,947,440</b>	<b>(59,120,621)</b>
<b>Net increase/(decrease) in Cash and Cash Equivalents (A + B + C)</b>	<b>(1,044,970)</b>	<b>(12,336,193)</b>
<b>Cash and Cash Equivalents at the beginning of the year (Refer Note 18)</b>	<b>38,540,587</b>	<b>50,876,780</b>
<b>Cash and Cash Equivalents at the end of the year (Refer Note 18)</b>	<b>37,495,617</b>	<b>38,540,587</b>

Notes forming part of Financial Statements

1-46

As per our report of even date

For and on behalf of the Board of Directors

For **S. S. Kothari Mehta & Co.**  
Chartered Accountants  
Firm Registration No.: 000756N

**K K Tulshan**  
Partner  
Membership No. 085033

Place : Kolkata  
Date : 28th May 2015

**Arun K Saraf** Joint Managing Director  
**Umesh Saraf** Joint Managing Director  
**A. C. Chakrabortti** Director  
**Rama Shankar Jhawar** Director  
**Padam Kumar Khaitan** Director  
**Rita Bhimani** Director

**Bimal K Jhunjunwala**  
CFO & Vice President - Corporate Finance

**Saumen Chattopadhyay**  
Chief Legal Officer & Company Secretary

## **Notes to Financial Statements for the Year Ended 31st March 2015**

### **1. Corporate Overview**

Asian Hotels (East) Limited is a Public Limited Company listed with Bombay Stock Exchange and National Stock Exchange and is primarily engaged in the Hotel business through "Hyatt Regency Kolkata" a five-star Hotel situated in the city of Kolkata.

### **2. Basis of preparation**

The financial statements have been prepared to comply in all material respects with the mandatory Accounting Standards (AS) notified under section 133 of the Companies Act, 2013 and the relevant provisions of the Companies Act, 2013. The financial statements have been prepared under the historical cost convention on an accrual basis.

The accounting policies adopted in the preparation of financial statements are consistent with those of previous year, except for the change in accounting policy explained below, if any.

#### **2.1 Significant Accounting Policies**

##### **a. Use of estimates**

The preparation of financial statements in conformity with Indian GAAP requires the management to make judgments, estimates and assumptions that affect the reported amounts of revenues, expenses, assets and liabilities and the disclosure of contingent liabilities, at the end of the reporting period. Although these estimates are based on the management's best knowledge of current events and actions, uncertainty about these assumptions and estimates could result in the outcomes requiring a material adjustment to the carrying amounts of assets or liabilities in future periods.

##### **b. Tangible Fixed Assets**

Tangible Fixed assets are stated at cost of acquisition or construction or at revalued amounts, net of impairment loss if any, less depreciation/amortization. Cost represents the direct expenses incurred on acquisition/construction of the assets and the relative share of indirect expenses relating to construction allocated in proportion to the direct costs involved.

##### **c. Depreciation**

Depreciation on fixed assets is calculated on a straight-line basis using the rates based on the useful lives of the assets as prescribed in Schedule II to the Companies Act, 2013. If the asset is purchased on or before the 15th of month depreciation is charged from the month of purchase, otherwise depreciation is charged from the month following the month of purchase. No depreciation is charged for the quarter on the assets sold/ discarded during the year.

##### **d. Impairment of Tangible Assets**

The carrying amounts of assets are reviewed at each balance sheet date, if there is any indication of impairment based on internal/external factors. An impairment loss is recognized wherever the carrying amount of an asset exceeds its recoverable amount. The recoverable amount is the greater of the asset's net selling price and value in use. Value in use is determined for assets or group of assets which are capable of generating independent cash flows i.e. cash generating units.

##### **e. Investments**

Investments, which are readily realizable and intended to be held for not more than one year from the date on which such investments are made, are classified as current investments. All other investments are classified as long-term investments.

On initial recognition, all investments are measured at cost. The cost comprises purchase price and directly attributable acquisition charges such as brokerage, fees and duties. If an investment is acquired, or partly acquired, by the issue of shares or other securities, the acquisition cost is the fair value of the securities issued. If an investment is acquired in exchange for another asset, the acquisition is determined by reference to the fair value of the asset given up or by reference to the fair value of the investment acquired, whichever is more clearly evident.

Current investments are carried in the financial statements at lower of cost and fair value determined on an individual investment basis. Long-term investments are carried at cost. However, provision for diminution in value is made to recognize a decline other than temporary in the value of the investments.

On disposal of an investment, the difference between its carrying amount and net disposal proceeds is charged or credited to the Statement of Profit and Loss.

## **Notes to Financial Statements for the Year Ended 31st March 2015**

### **f. Inventories**

Inventory is valued at cost or net realizable value, whichever is lower. Net realizable value is the estimated realizable value in the normal course of business less the estimated costs necessary to make the sale.

Operating equipment in circulation is valued at weighted average cost less estimated diminution in value on account of usage.

Shares held as Stock-in-trade are valued at cost or market value whichever is lower.

### **g. Revenue Recognition**

Revenue is recognized to the extent that it is probable that the economic benefits will flow to the Company and the revenue can be reliably measured.

- i. Revenue from rendering of hospitality services is recognized when the related services are performed and billed to the customer.
- ii. Interest income is recognized on time proportion basis taking into account the amount outstanding and the rate applicable.
- iii. Dividend income from investments is recognized when the Company's right to receive payment is established.
- iv. Income from hiring of vehicles is recognized on accrual basis on the basis of agreed rate.

### **h. Foreign Currency Transaction**

#### **Initial recognition**

Foreign currency transactions are recorded in the reporting currency, by applying to the foreign currency amount the exchange rate between the reporting currency and the foreign currency at the date of the transaction.

#### **Conversion**

Foreign currency monetary items are retranslated using the exchange rate prevailing at the reporting date. Non-monetary items, which are measured in terms of historical cost denominated in a foreign currency, are reported using the exchange rate at the date of the transaction. Non-monetary items, which are measured at fair value or other similar valuation denominated in a foreign currency, are translated using the exchange rate at the date when such value was determined.

#### **Exchange differences**

Exchange differences are recognized as income or as expenses in the period in which they arise.

#### **Income in Foreign Exchange**

The bills for services rendered are raised in Indian Rupees. The payment received in foreign currency against these bills is credited and accounted for at the rate / rates prevalent on the date of receipt of payment. The gains / losses arising out of fluctuation in the exchange rates are accounted for on realization.

#### **Expenses remittable in foreign exchange**

These are charged based on invoices (including for earlier years) as approved and accepted by the appropriate authorities as applicable.

### **i. Retirement and other employee benefits**

Provision for gratuity and leave encashment are based on actuarial valuation as on the date of the Balance Sheet. The valuation is done by an independent actuary using the projected unit credit method.

All employees are covered under contributory provident fund benefit of a contribution of 12% of salary. It is a defined contribution scheme and the contribution is charged to the Statement of Profit and Loss of the year when the contributions to the respective funds are due. There are no obligations other than the contributions payable to the respective fund.

### **j. Income Taxes**

Tax expense comprises current and deferred tax. Current income-tax is measured at the amount expected to be paid to the tax authorities in accordance with the Income-tax Act, 1961 enacted in India and tax laws prevailing in the respective tax jurisdictions where the Company operates. The tax rates and tax laws used to compute the amount are those that are enacted or substantively enacted, at the reporting date. Current income tax relating to items recognized directly in equity is recognized in equity and not in the statement of profit and loss.

## **Notes to Financial Statements for the Year Ended 31st March 2015**

Deferred income taxes reflect the impact of timing differences between taxable income and accounting income originating during the current year and reversal of timing differences for the earlier years. Deferred tax is measured using the tax rates and the tax laws enacted or substantively enacted at the reporting date. Deferred income tax relating to items recognized directly in equity is recognized in equity and not in the statement of profit and loss.

Deferred tax liabilities are recognized for all taxable timing differences. Deferred tax assets are recognized for deductible timing differences only to the extent that there is reasonable certainty that sufficient future taxable income will be available against which such deferred tax assets can be realized.

Deferred tax assets and deferred tax liabilities are offset, if a legally enforceable right exists to set-off current tax assets against current tax liabilities and the deferred tax assets and deferred taxes relate to the same taxable entity and the same taxation authority.

Minimum alternate tax (MAT) paid in a year is charged to the statement of profit and loss as current tax. The Company recognizes MAT credit available as an asset only to the extent that there is convincing evidence that the Company will pay normal income tax during the specified period, i.e., the period for which MAT credit is allowed to be carried forward. In the year in which the Company recognizes MAT credit as an asset in accordance with the Guidance Note on Accounting for Credit Available in respect of Minimum Alternative Tax under the Income-tax Act, 1961, the said asset is created by way of credit to the statement of profit and loss and shown as "MAT Credit Entitlement." The Company reviews the "MAT credit entitlement" asset at each reporting date and writes down the asset to the extent the Company does not have convincing evidence that it will pay normal tax during the specified period.

### **k. Earnings Per Share**

Basic earnings per share are calculated by dividing the net profit or loss for the period attributable to equity shareholders (after deducting preference dividends and attributable taxes) by the weighted average number of equity shares outstanding during the period. Partly paid equity shares are treated as a fraction of an equity share to the extent that they are entitled to participate in dividends relative to a fully paid equity share during the reporting period. The weighted average number of equity shares outstanding during the period is adjusted for events such as bonus issue, bonus element in a rights issue, share split, and reverse share split (consolidation of shares) that have changed the number of equity shares outstanding, without a corresponding change in resources.

For the purpose of calculating diluted earnings per share, the net profit or loss for the period attributable to equity shareholders and the weighted average number of shares outstanding during the period are adjusted for the effects of all dilutive potential equity shares.

### **l. Provisions**

A provision is recognized when the Company has a present obligation as a result of past event, it is probable that an outflow of resources embodying economic benefits will be required to settle the obligation and a reliable estimate can be made of the amount of the obligation. Provisions are not discounted to their present value and are determined based on the best estimate required to settle the obligation at the reporting date. These estimates are reviewed at each reporting date and adjusted to reflect the current best estimates.

### **m. Contingent Liabilities**

A contingent liability is a possible obligation that arises from past events whose existence will be confirmed by the occurrence or non-occurrence of one or more uncertain future events beyond the control of the Company or a present obligation that is not recognized because it is not probable that an outflow of resources will be required to settle the obligation. A contingent liability also arises in extremely rare cases where there is a liability that cannot be recognized because it cannot be measured reliably. The Company does not recognize a contingent liability but discloses its existence in the financial statements.

### **n. Cash and Cash Equivalents**

Cash and cash equivalents for the purposes of cash flow statement comprises cash at bank and in hand and short-term investments with an original maturity of three months or less.

### **o. Dividend**

Dividend recommended by the Board of Directors, if any, is provided for in the accounts pending shareholders' approval.

## Notes to Financial Statements for the Year Ended 31st March 2015

3. Share Capital	Amount in ₹	
	As at 31st March 2015	As at 31st March 2014
<b>Authorised Shares</b>		
14,000,000 (Previous Year: 14,000,000) Equity Shares of ₹10 each	<b>140,000,000</b>	140,000,000
1,000,000 (Previous Year: 1,000,000) Preference Shares of ₹10 each	<b>10,000,000</b>	10,000,000
	<b>150,000,000</b>	150,000,000
<b>Issued, Subscribed and Paid-up Shares</b>		
11,440,585 (Previous Year : 11,440,585) Equity Shares of ₹10 each fully paid up	<b>114,405,850</b>	114,405,850
	<b>114,405,850</b>	114,405,850

### 3.1 Reconciliation of the number of shares outstanding at the beginning and at the end of the reporting period

#### Equity Shares

	As at 31st March 2015		As at 31st March 2014	
	No. of Shares	₹	No. of Shares	₹
At the beginning of the year	<b>11,440,585</b>	<b>114,405,850</b>	11,440,585	114,405,850
Issued during the year	—	—	—	—
Deducted during the year	—	—	—	—
<b>At the end of the year</b>	<b>11,440,585</b>	<b>114,405,850</b>	11,440,585	114,405,850

### 3.2 Terms/rights attached to Equity Shares

#### Equity Shares

The Company has one class of equity shares having a par value of ₹10 each. Each shareholder is eligible for one vote per share held. The dividend proposed by the Board of Directors is subject to the approval of the shareholders in the ensuing Annual General Meeting, except in case of interim dividend. In the event of liquidation, the equity shareholders are eligible to receive the remaining assets of the Company after distribution of all preferential amounts, in proportion to their shareholding.

#### Preference Shares

The rights, preferences and restrictions attached to the preference shares are in accordance with the provisions of the Companies Act, 2013, unless stated otherwise.

### 3.3 Details of shareholders holding more than 5% of the aggregate shares in the Company

#### Equity Shares

	As at 31st March 2015		As at 31st March 2014	
	No. of Shares	% of Holding	No. of Shares	% of Holding
Saraf Industries Limited	<b>3,630,630</b>	<b>31.73</b>	3,630,630	31.73
Forex Finance Private Limited	<b>3,127,072</b>	<b>27.33</b>	3,127,072	27.33
Axis Bank Limited	<b>640,152</b>	<b>5.60</b>	641,695	5.61

**Notes to Financial Statements for the Year Ended 31st March 2015**

Amount in ₹

<b>4. Reserves and Surplus</b>	<b>Year ended 31st March 2015</b>	Year ended 31st March 2014
<b>Capital Reserve</b>	<b>141,043</b>	141,043
<b>Capital Redemption Reserve</b> (for redeemed Non Convertible Preference Shares -NCPS)	<b>2,000,000</b>	2,000,000
<b>Securities Premium Account</b>	<b>14,612,822</b>	14,612,822
<b>General Reserve</b>		
Opening Balance	<b>6,432,174,116</b>	6,404,812,615
Add: Transferred from Statement of Profit & Loss	<b>15,000,000</b>	27,361,501
<b>Closing Balance</b>	<b>6,447,174,116</b>	6,432,174,116
<b>Surplus in the Statement of Profit and Loss</b>		
Opening Balance	<b>1,851,277,463</b>	1,645,580,804
Add: Profit for the Year	<b>150,344,579</b>	273,615,009
Less: Dividend Paid for Previous Year	—	3,768
Less: Appropriations-		
Accumulated Depreciation due to reclassification	<b>61,186,843</b>	—
Amount transferred to General Reserve	<b>15,000,000</b>	27,361,501
Proposed final dividend on equity shares*	<b>22,881,170</b>	34,321,755
Corporate Dividend Tax (including earlier years adjustment)	<b>4,658,068</b>	6,231,326
<b>Closing Balance</b>	<b>1,897,895,961</b>	1,851,277,463
<b>Total</b>	<b>8,361,823,942</b>	8,300,205,444

\* The Board of Directors at their meeting held on 28th May 2015 has recommended a final dividend of ₹ 2.00 per share (Previous Year ₹3.00 per share)

**5. Long Term Borrowings**

Loan from ICICI Bank*	<b>1,650,000,000</b>	—
	<b>1,650,000,000</b>	—

\* The Company has borrowed ₹ 165 Crores from ICICI Bank Ltd. @ 10% p.a. for a period of 16 months against the securities of Debt Mutual Fund of ₹ 160,32,46,737/- (Refer Note 15 & 44)



**Notes to Financial Statements for the Year Ended 31st March 2015**

	As at 31st March 2015	Amount in ₹ As at 31st March 2014
<b>6. Deferred Tax Liabilities (Net)</b>		
<b>Deferred tax liabilities :-</b>		
On Fiscal Allowances on Fixed Assets	<b>189,732,820</b>	230,634,937
	<b>189,732,820</b>	230,634,937
<b>Deferred tax assets :-</b>		
On Employees' separation and retirement etc.	<b>8,333,117</b>	6,614,247
On State and Central taxes etc.	—	663,016
On Provision for doubtful debts / advances	<b>1,016,250</b>	646,601
Other timing differences	<b>75,032</b>	138,199
	<b>9,424,399</b>	8,062,063
<b>Net Deferred Tax Liabilities</b>	<b>180,308,421</b>	222,572,874
<b>7. Other Long Term Liabilities</b>		
Trade Payable	<b>2,482,565</b>	5,792,650
Others -		
Security Deposit Received	<b>1,985,500</b>	1,355,000
<b>Total</b>	<b>4,468,065</b>	7,147,650
<b>8. Long Term Provisions</b>		
Provision for employee benefits		
Provision for gratuity (refer note 27)	<b>11,853,822</b>	12,096,551
Provision for leave benefits (refer note 27)	<b>3,266,506</b>	3,811,105
<b>Total</b>	<b>15,120,328</b>	15,907,656
<b>9. Trade Payable</b>		
Trade Payable (including acceptances)	<b>99,191,585</b>	79,559,828
(refer note 35 for details of dues to micro and small enterprise)		
<b>Total</b>	<b>99,191,585</b>	79,559,828
<b>10. Other Current Liabilities</b>		
Advance from Customers	<b>19,305,537</b>	32,099,371
Salary Payable	<b>7,240,396</b>	3,463,830
Unpaid Dividend	<b>3,525,777</b>	2,819,847
Other Payables -		
Expenses Payable	<b>9,866,483</b>	10,259,136
Statutory Dues	<b>4,794,228</b>	5,459,005
Security Deposit	<b>60,000</b>	60,000
<b>Total</b>	<b>44,792,421</b>	54,161,189
<b>11. Short Term Provisions</b>		
Provision for employee benefits -		
Provision for gratuity (refer note 27)	<b>1,578,302</b>	477,338
Provision for leave benefits (refer note 27)	<b>526,041</b>	224,304
<b>Total (A)</b>	<b>2,104,343</b>	701,642
Other provisions		
Proposed equity dividend	<b>22,881,170</b>	34,321,755
Dividend tax	<b>4,658,068</b>	5,832,982
<b>Total (B)</b>	<b>27,539,238</b>	40,154,737
<b>Total (A+B)</b>	<b>29,643,581</b>	40,856,379

**Notes to Financial Statements for the Year Ended 31st March 2015**

Amount in ₹

**12. Fixed Assets**

Particulars	Gross Carrying Value						Depreciation				Net Carrying Value	
	Balance as at 1st April 2014	Additions	Deduction during the year	Assets Written Off**	Balance as at 31st March 2015	Balance as at 1st April 2014	Depreciation for the period	Deduction during the year	Balance as at 31st March 2015	Balance as at 31st March 2015	Balance as at 31st March 2014	
<b>Tangible Assets</b>												
Lease Hold Land*	255,755,628	11,287,191	—	—	267,042,819	—	—	—	—	267,042,819	255,755,628	
Buildings	994,901,359	1,790,396	—	—	996,691,755	180,178,688	16,199,921	—	196,378,609	800,313,146	814,722,671	
Furniture and Fixtures	173,753,693	5,001,660	313,505	1,432,504	177,009,343	161,104,674	914,605	297,829	161,721,450	15,287,893	12,649,018	
Plant & Equipment	732,446,693	7,524,705	1,414,993	90,775,847	647,780,558	393,643,745	53,146,639	888,528	445,901,856	201,878,702	338,802,948	
Vehicles	10,232,339	—	—	484,943	9,747,396	6,712,285	938,438	—	7,650,723	2,096,673	3,520,054	
<b>Total</b>	<b>2,167,089,712</b>	<b>25,603,952</b>	<b>1,728,498</b>	<b>92,693,294</b>	<b>2,098,271,871</b>	<b>741,639,392</b>	<b>71,199,603</b>	<b>1,186,357</b>	<b>811,652,638</b>	<b>1,286,619,233</b>	<b>1,425,450,319</b>	
Previous Year	2,163,787,428	4,327,145	1,024,862	—	2,167,089,711	689,149,583	53,371,201	881,392	741,639,392	1,425,450,319	1,474,637,845	
Capital Work-in-progress	19,647,762	546,742	2,094,712	—	18,099,792	—	—	—	—	18,099,792	19,647,762	
Previous Year	15,948,040	3,699,722	—	—	19,647,762	—	—	—	—	19,647,762	15,948,040	
<b>Total</b>	<b>2,186,737,474</b>	<b>26,150,694</b>	<b>3,823,210</b>	<b>92,693,294</b>	<b>2,116,371,663</b>	<b>741,639,392</b>	<b>71,199,603</b>	<b>1,186,357</b>	<b>811,652,638</b>	<b>1,304,719,025</b>	<b>1,445,098,081</b>	
Previous Year	2,179,735,468	8,026,867	1,024,862	—	2,186,737,473	689,149,583	53,371,201	881,392	741,639,392	1,445,098,081	1,490,585,885	

\* Addition of ₹11,287,191/- (Stamp Duty: ₹ 9,855,131/- & Registration Fees: ₹1,432,060/-) is towards transfer of leasehold land at Kolkata from erstwhile Asian Hotels Limited to Asian Hotels (East) Limited

\*\* Refer Note 42

**Notes to Financial Statements for the Year Ended 31st March 2015**

Amount in ₹

	<b>As at 31st March 2015</b>	As at 31st March 2014
<b>13. Non-Current Investments</b>		
<b>Trade, Unquoted, Fully Paid Up</b>		
<b>In Equity Shares of Subsidiary Companies</b>		
91,652 (Previous Year 91,652) equity shares of ₹10 each of Regency Convention Centre & Hotels Limited	<b>257,901,724</b>	257,901,724
1,09,61,000 (Previous Year 1,09,61,000) equity shares of ₹10 each of GJS Hotels Limited	<b>2,346,365,000</b>	2,346,365,000
<b>In Preference Shares of Subsidiary Company (Refer Note 41)</b>		
43,00,000 (Previous Year 43,00,000) 12% Cumulative Redeemable Preference Shares of Robust Hotels Private Limited of ₹100 each.	<b>615,374,060</b>	615,374,060
<b>Total (A)</b>	<b>3,219,640,784</b>	3,219,640,784
<b>Non Trade, Quoted, Fully Paid up</b>		
<b>In Bonds of Indian Railways Financial Corporation Limited</b>		
150,000 (Previous Year: 150,000) 8.23% Tax Free Bonds of ₹1000 each	<b>150,000,000</b>	150,000,000
<b>Total (B)</b>	<b>150,000,000</b>	150,000,000
<b>Total (A+B)</b>	<b>3,369,640,784</b>	3,369,640,784
Aggregate Market Value of Quoted Investment	<b>150,000,000</b>	150,000,000
Aggregate amount of Unquoted Investment	<b>3,219,640,784</b>	3,219,640,784
Aggregate Provision for diminution in value of Investments	—	—
<b>14. Long Term Loans and Advances</b> (Unsecured, considered good)		
Capital Advance	<b>296,719</b>	—
Security Deposits	<b>11,756,445</b>	3,132,445
Advance for acquisition of shares from shareholders of Regency Convention Centre & Hotels Limited	<b>33,448,275</b>	33,448,275
Other Loans and Advances:		
Advance Tax & TDS (Net of Provision for taxes ₹268,373,264 (Previous Year - ₹ 262,699,733))	<b>14,175,308</b>	18,033,279
MAT Credit Entitlement	<b>6,886,345</b>	6,886,345
<b>Total</b>	<b>66,563,092</b>	61,500,344

## Asian Hotels (East) Limited

### Notes to Financial Statements for the Year Ended 31st March 2015

	As at 31st March 2015	As at 31st March 2014	As at 31st March 2015	As at 31st March 2014
	No. of Shares	No. of Shares	₹	₹
Amount in ₹				
<b>15. Current Investments</b>				
<b>Non-Trade, Quoted, fully paid-up</b>				
<b>In Equity Shares</b>				
<b>(Face Value (FV) of ₹10 each, unless otherwise stated)</b>				
Ahlcons Parenterals Limited	800	800	364,920	364,920
Apcotex Industries Limited (FV ₹5 each)	300	—	54,092	—
Arman Financial Services Ltd.	1,500	—	117,199	—
Ashapura Minechem Ltd (FV ₹2 each)	6,600	—	402,834	—
Atul Auto Limited (FV ₹5 each)	1,254	890	162,379	152,590
Capital First Limited	3,122	3,122	460,245	460,245
Cinemax Exhibition India Limited	—	1,227	—	170,591
DCM Shriram Ltd. (FV ₹2 each)	248	—	26,635	—
Dhanuka Agritech Limited (FV ₹2 each)	1,450	2,800	187,939	362,917
Finolx Cables Limited (FV ₹2 each)	—	981	—	74,683
Gateway Distriparks Limited	1,423	3,600	183,008	381,933
Glaxo Smithkline Pharmaceuticals Limited	—	28	—	72,050
Godrej Properties Ltd (FV ₹5 each)	1,050	—	233,589	—
Gujarat Pipavav Port Limited	6,872	6,872	386,770	386,770
Granules India Limited (FV ₹1 each)	5,650	—	468,495	—
Greenlam Industries Limited (FV ₹5 each)	825	—	102,006	—
Greenply Industries Limited (FV ₹5 each)	825	825	188,609	290,615
Indusind Bank Limited	1,177	1,177	460,561	460,561
Intec Capital Ltd.	747	—	63,495	—
IPCA Laboratories Ltd. (FV ₹2 each)	498	—	316,653	—
Jyothy Laboratories Limited (FV ₹1 each)	1,931	1,931	294,447	294,447
KCP Sugar & Industries Corporation Limited (FV ₹1 each)	—	17,365	—	286,517
KPIT Technologies Limited (FV - ₹2 each)	3,793	3,793	405,537	405,537
Mahindra & Mahindra Financial Services Limited (FV ₹2 each)	1,436	1,436	352,812	352,812
NRB Bearings Limited (FV ₹2 each)	—	5,682	—	181,540
Oriental Carbon & Chemicals Limited	3,364	3,364	341,527	341,527
Persistent Systems Limited	720	360	189,783	189,783
PTC India Financial Services Limited	5,640	—	276,736	—
PVR Limited	701	—	170,498	—
Redington India Limited (FV ₹2 each)	—	5,556	—	385,721
Selan Exploration Technology Limited	1,417	1,417	322,013	434,263
Shasun Pharmaceuticals Ltd (FV ₹2 each)	4,100	—	587,591	—
Shilpa Medicare Limited (FV ₹2 each)	1,524	1,274	373,410	264,475
Shriram Transport Finance Company Limited	969	969	547,692	547,692
SMS Pharmaceuticals Ltd	536	—	231,387	—
Snowman Logistics Ltd.	2,700	—	223,886	—
South Indian Bank Limited (FV ₹1 each)	8,530	12,000	168,705	237,334
Sterling Holiday Resorts India Ltd	6,960	—	686,702	—
Strides Arcolab Limited	1,247	1,247	472,123	472,123
Sunteck Reality Limited (FV ₹2 each)	1,755	1,755	437,960	461,237
Suprajit Engineering Limited (FV ₹1 each)	—	1,404	—	45,346
Take Solutions Limited (FV ₹1 each)	—	9,690	—	316,562
Technofab Engineering Limited	—	1,219	—	88,987
SQS India BFSI Limited	955	955	228,382	228,382
TTK Prestige Limited	—	70	—	200,189
Uniply Industries Limited	8,570	—	198,463	—
<b>Total</b>			<b>10,689,083</b>	<b>8,912,349</b>

(Market Value as on 31st March 2015 is ₹2,37,49,116/- (Previous Year - ₹1,21,65,268/-))

**Notes to Financial Statements for the Year Ended 31st March 2015**

Non-Trade, Unquoted, fully paid-up	Amount in ₹			
	As at 31st March 2015	As at 31st March 2014	As at 31st March 2015	As at 31st March 2014
	No. of Units	No. of Units	₹	₹
<b>In Mutual Funds (Face Value of ₹10 each, unless otherwise stated)</b>				
Birla Sun Life Floating Rate Long Term-DDR (Face Value ₹100 each)	—	1,129,063	—	113,352,493
DSP BlackRock Liquidity Fund-Inst.-DDR (Face Value ₹1000 each)	—	89,655	—	89,683,203
DSP BlackRock Short Term Fund Regular Plan- Growth*	<b>11,252,127</b>	11,252,127	<b>224,673,474</b>	224,673,474
DWS Short Maturity Fund - Regular Plan - Growth*	<b>8,101,478</b>	8,101,478	<b>170,650,337</b>	170,650,337
HDFC Income Fund - Growth*	<b>4,389,855</b>	4,389,855	<b>120,696,443</b>	120,696,443
HDFC Income Fund - Growth	<b>727,421</b>	727,421	<b>20,000,000</b>	20,000,000
HDFC Liquid Fund - DDR	<b>16,024</b>	11,949,393	<b>163,419</b>	121,862,234
ICICI Prudential Dynamic Bond Fund - (Growth)*	<b>11,208,615</b>	11,208,615	<b>150,297,441</b>	150,297,441
ICICI Prudential Fixed Maturity Plan-Series 68	<b>10,000,000</b>	10,000,000	<b>100,000,000</b>	100,000,000
Kotak Floater Long Term-DDR	—	4,869,657	—	49,085,170
Kotak Bond Scheme Plan A - Growth*	<b>21,903,566</b>	21,903,566	<b>742,783,504</b>	742,783,504
Kotak FMP Series 106-Growth	<b>7,341,116</b>	7,341,116	<b>73,411,160</b>	73,411,160
Pramerica Liquid Fund (Face Value ₹1000 each)	<b>357</b>	1,369	<b>526,675</b>	1,812,084
UTI Bond Fund-Growth Plan-Regular*	<b>5,544,223</b>	5,544,223	<b>194,145,538</b>	194,145,538
UTI Treasury Advantage Fund-Inst. Plan-DDR (Face Value ₹1000 each)	—	97,429	—	97,476,574
(Market Value as on 31st March 2015 is ₹2,122,505,822/- (Previous Year - ₹2,331,829,389/-))				
<b>Total (B)</b>			<b>1,797,347,991</b>	2,269,929,655
<b>Total (A+B)</b>			<b>1,808,037,074</b>	2,278,842,004
* Pledged against loan taken from ICICI Bank during the year (Refer Note 5)				
Basis of Valuation - Lower of Cost or Market Value on an individual investment basis				
Aggregate Amount of Quoted Investments			10,689,083	8,912,349
Aggregate Amount of Unquoted Investments			1,797,347,991	2,269,929,655
Aggregate amount of Adjustments to Carrying amount of Current Investments			216,804	406,588
<b>16. Inventories</b> (Valued at cost or Net Realisable Value whichever is lower)				
Food, Liquor & Tobacco			<b>12,116,849</b>	12,483,207
Crockery, Cutlery, Silverware, Linen			<b>4,518,588</b>	3,937,672
General Stores and Spares			<b>3,420,788</b>	2,784,255
<b>Total</b>			<b>20,056,225</b>	19,205,134

**Notes to Financial Statements for the Year Ended 31st March 2015**

	As at 31st March 2015	Amount in ₹ As at 31st March 2014
<b>17. Trade Receivable</b>		
Outstanding for a period exceeding six months from the date they are due for payment		
Unsecured , Considered good	5,437,208	5,523,752
Doubtful	2,936,459	1,902,328
	<b>8,373,667</b>	7,426,080
Less: Provision for Doubtful Debts	2,936,459	1,902,328
<b>(A)</b>	<b>5,437,208</b>	5,523,752
Other receivables		
Unsecured ,Considered good <b>(B)</b>	27,933,375	51,853,377
<b>Total (A+B)</b>	<b>33,370,583</b>	57,377,129
<b>18. Cash &amp; Bank Balances</b>		
<b>Cash and Cash Equivalent</b>		
Balance with banks (Refer Note 18.1)	12,200,030	13,974,387
Cash on hand (Including Stamps in Hand ₹189,673 (Previous Year ₹189,673))	1,353,974	1,177,668
Cheques on Hand	415,836	568,685
Other Bank Balances		
Fixed Deposits- under lien for cash credit limit / guarantee to Electricity Department	20,000,000	20,000,000
Unpaid Dividend Accounts	3,525,777	2,819,847
<b>Total</b>	<b>37,495,617</b>	38,540,587
<b>18.1</b> The Company maintains a cash credit (secured against Fixed Deposit Receipt) and collection account with IDBI Bank Ltd. As at the reporting date, the Company has in aggregate an overall favourable balance.		
<b>19. Short Term Loans and Advances</b>		
(Unsecured, Considered Good)		
Advance to Related Parties (Refer Note 19.1 & 43)		
GJS Hotels Limited, a Wholly Owned Subsidiary Company	3,716,175,000	1,437,675,000
Regency Convention Centre and Hotels Limited, a Subsidiary Company	12,119,474	11,569,474
Chartered Hotels Private Limited	349,310	210,947
Juniper Hotels Private Limited	297,378	-
Robust Hotels Pvt Ltd	77,028	-
Chartered Hampi Hotels Pvt. Ltd.	126,168	-
Taragaon Regency Hotels Ltd.	131,155	-
Unison Hotels Pvt. Limited	222,798	-
Yak & Yeti Hotels Ltd.	161,584	-
Other loans and advances		
Inter Corporate Deposits	75,000,000	75,000,000
Balances with Statutory Authorities	11,156,120	6,584,803
Advance to Suppliers & Other Parties	7,558,372	3,265,997
Prepaid Expenses	7,914,019	8,463,697
Stamp Duty Recoverable from Odisha Govt.	14,000,000	14,000,000
Others	456,963	1,434,150
<b>Total</b>	<b>3,845,745,369</b>	1,558,204,068
<b>19.1</b> Additional Disclosure under clause 32 of the listing agreement		
Maximum amount outstanding at anytime during the year		
- GJS Hotels Limited	3,716,175,000	1,437,675,000
- Regency Convention Centre & Hotels Limited	12,119,474	11,569,474
- Chartered Hotels Private Limited	366,170	210,947
- Juniper Hotels Private Limited	297,378	-
- Robust Hotels Pvt Ltd	129,307	-
- Chartered Hampi Hotels Pvt. Ltd.	144,623	-
- Taragaon Regency Hotels Ltd.	131,155	-
- Unison Hotels Pvt. Limited	222,798	-
- Yak & Yeti Hotels Ltd.	161,584	-
<b>20. Other Current Assets</b>		
Interest accrued but not due	12,129,164	1,859,424
Interest accrued and due	1,997,260	4,549,315
<b>Total</b>	<b>14,126,424</b>	6,408,739

**Notes to Financial Statements for the Year Ended 31st March 2015**

	Year Ended 31st March 2015	Amount in ₹ Year Ended 31st March 2014
<b>21. Revenue From Operations</b>		
Sale of Products		
Beverages, Wines and Liquor	<b>84,882,351</b>	82,123,969
Food and Smokes	<b>412,880,004</b>	365,246,319
	<b>497,762,355</b>	447,370,288
Less: Excise Duty	<b>676,986</b>	599,312
	<b>497,085,369</b>	446,770,976
Sale of Services		
Rooms	<b>413,589,926</b>	384,230,016
Banquet Income (Only Rental Portion)	<b>26,531,702</b>	24,245,254
Communication	<b>1,471,960</b>	13,683,070
	<b>441,593,588</b>	422,158,340
Auto Rental	<b>12,661,208</b>	16,129,979
Health & Spa	<b>22,345,879</b>	20,451,644
Other Operating revenue	<b>21,547,116</b>	21,507,174
<b>Total</b>	<b>995,233,160</b>	927,018,113
<b>22. Other Income</b>		
Interest Income from Non-Current Investments	<b>12,345,000</b>	1,826,383
Interest Income - Others	<b>12,300,953</b>	10,825,206
Dividend on Current Investment	<b>27,689,056</b>	47,146,798
Net Gain on Sale of Current Investments	<b>2,161,030</b>	100,703,538
Net Gain on Foreign Currency Translation	<b>272,201</b>	—
Excess Provision Written Back	<b>1,832,093</b>	357,487
Miscellaneous Income	<b>250,000</b>	611,287
<b>Total</b>	<b>56,850,333</b>	161,470,699
<b>23. Consumption of Provisions, Beverages, Smokes &amp; Others</b>		
Beverages, Wine & Liquor		
Opening Stock	<b>10,381,479</b>	8,458,048
Add : Purchases	<b>18,088,399</b>	22,890,370
	<b>28,469,878</b>	31,348,418
Less : Closing Stock	<b>9,890,755</b>	10,381,479
<b>(A)</b>	<b>18,579,123</b>	20,966,939
Food and Smokes		
Opening Stock	<b>2,101,728</b>	1,325,366
Add : Purchases	<b>113,299,901</b>	95,805,189
	<b>115,401,629</b>	97,130,555
Less : Closing Stock	<b>2,226,094</b>	2,101,728
<b>(B)</b>	<b>113,175,535</b>	95,028,827
Cost of Communication		
Cost of Calls	<b>39,782</b>	49,994
Lease Line Rentals	<b>2,583,699</b>	2,736,000
<b>(C)</b>	<b>2,623,481</b>	2,785,994
Cost of Guest Transportation		
Guest Transportation including fuel	<b>18,257,762</b>	14,513,820
Vehicle upkeep	<b>72,905</b>	78,803
<b>(D)</b>	<b>18,330,667</b>	14,592,623
<b>Total Cost of Consumption (A+B+C+D)</b>	<b>152,708,806</b>	133,374,383

**Notes to Financial Statements for the Year Ended 31st March 2015**

	<b>Year Ended 31st March 2015</b>	Amount in ₹ Year Ended 31st March 2014
<b>24. Employee Benefit Expenses</b>		
Salaries, Wages & Bonus	<b>164,682,953</b>	153,512,504
Contribution to Provident & other funds	<b>11,049,476</b>	10,835,515
Staff Welfare Expenses	<b>19,249,039</b>	18,479,486
Recruitment & Training	<b>2,798,579</b>	2,979,220
<b>Total</b>	<b>197,780,047</b>	185,806,725
<b>25. Finance Cost</b>		
Interest on Term Loan	<b>452,055</b>	—
Interest on TDS	—	1,500
Other Borrowing Cost	<b>3,151,698</b>	—
<b>Total</b>	<b>3,603,753</b>	1,500
<b>26. Other Expenses</b>		
Contract Labour and Service	<b>31,322,214</b>	29,204,219
Room, Catering & other supplies	<b>45,312,714</b>	43,304,262
Linen & Operating equipments Consumption	<b>13,907,895</b>	10,279,564
Fuel, Power & Light	<b>114,761,948</b>	108,211,311
Repairs, Maintenance & Refurbishing*	<b>43,707,244</b>	46,495,962
Satellite & Television Charges	<b>2,729,536</b>	4,956,003
Lease Rent	<b>16,058,268</b>	308,268
Rates & Taxes	<b>9,329,004</b>	6,493,414
Insurance	<b>3,511,816</b>	2,417,105
Directors' Sitting Fees	<b>740,000</b>	540,000
Legal & Professional Expenses	<b>9,689,421</b>	11,937,666
Payment to Auditors	<b>855,000</b>	837,500
Printing & Stationery	<b>3,016,295</b>	3,978,149
Travelling & Conveyance**	<b>9,842,084</b>	9,504,754
Communication Expenses	<b>1,896,637</b>	2,130,770
Technical Services	<b>33,092,062</b>	31,188,514
Advertisement & Publicity	<b>30,934,589</b>	31,152,388
Commission & Brokerage	<b>36,434,205</b>	34,978,849
CSR Expenditure	<b>6,000,000</b>	—
Charity & Donation	<b>31,000</b>	573,500
Adjustments to Carrying Amount of Current Investments	<b>216,804</b>	406,588
Bank charges and Commission	<b>242,177</b>	379,431
Provision for Bad & Doubtful Debts	<b>1,241,389</b>	1,043,565
Loss on sale of Fixed Assets	<b>494,980</b>	109,533
Loss on sale of Current Investments	<b>23,274</b>	1,165,966
Miscellaneous	<b>2,190,491</b>	1,907,413
<b>Total</b>	<b>417,581,047</b>	383,504,694
* Repairs, Maintenance & Refurbishing includes		
Repairs & Maintenance - Building	<b>6,335,447</b>	7,617,171
Repairs & Maintenance - Plant & Machinery	<b>18,207,582</b>	21,595,765
Repairs & Maintenance - Others	<b>19,164,215</b>	17,283,026
** Travelling & Conveyance includes		
Travel of Directors	<b>1,024,197</b>	672,762



## Notes to Financial Statements for the Year Ended 31st March 2015

Amount in ₹

### 27. Gratuity and other post-employment benefit plans

The Company has classified the various benefits provided to employees as under:-

a) Defined contribution plans

i. Provident fund

Contribution to Defined Contribution Plans, recognized as expense for the year is as under:-

	<b>31st March 2015</b>	31st March 2014
Employer's Contribution to Provident Fund	<b>6,372,787</b>	6,824,504
Employer's Contribution to Pension Scheme	<b>2,738,581</b>	2,042,009

b) Defined benefit plans

i. Contribution to Gratuity fund

ii. Compensated absences Earned leave

In accordance with Accounting Standard 15, Employee Benefits, actuarial valuation was done in respect of the aforesaid defined plans based on the following assumptions: -

#### Economic Assumptions

The discount rate and salary increases assumed are key financial assumptions and should be considered together; it is the difference or 'gap' between these rates which is more important than the individual rates in isolation.

#### Discount Rate

The discounting rate is based on the gross redemption yield on medium to long-term risk free investments. For the current valuation a discount rate of 7.80 % p.a. compound, has been used.

#### Salary Escalation Rate

The salary escalation rate usually consists of at least three components, viz. Regular increments, price inflation and promotional increases. In addition to this any commitments by the management regarding future salary increases and the Company's philosophy towards employee remuneration are also to be taken into account. Again a long- term view as to the trend in salary increase rates has to be taken rather than be guided by the escalation rates experienced in the immediate past, if they have been influenced by unusual factors.

#### i. Change in benefit obligations:

##### Particulars

	<b>Gratuity (Unfunded)</b>		<b>Compensated absences Earned leave (Unfunded)</b>	
	<b>31st March 2015</b>	31st March 2014	<b>31st March 2015</b>	31st March 2014
Present value of obligations as at the beginning of the year	<b>12,573,889</b>	10,638,309	<b>4,035,409</b>	3,936,654
Current service cost	<b>2,548,314</b>	2,647,817	<b>1,263,001</b>	1,252,739
Interest cost	<b>1,068,781</b>	904,256	<b>343,010</b>	334,616
Benefit Paid	<b>(2,373,216)</b>	(1,354,935)	<b>(1,135,174)</b>	(685,571)
Actuarial (gain)/ loss on obligation	<b>(385,644)</b>	(261,558)	<b>(713,699)</b>	(803,029)
<b>Present value of obligations as at the year end</b>	<b>13,432,124</b>	12,573,889	<b>3,792,547</b>	4,035,409
Current liability	<b>1,578,302</b>	477,338	<b>526,041</b>	224,304
Non-Current liability	<b>11,853,822</b>	12,096,551	<b>3,266,506</b>	3,811,105
<b>Total</b>	<b>13,432,124</b>	12,573,889	<b>3,792,547</b>	4,035,409

#### ii. Expenses recognized in the Statement of Profit and Loss:

##### Particulars

	<b>Gratuity (Unfunded)</b>		<b>Compensated absences Earned leave (unfunded)</b>	
	<b>31st March 2015</b>	31st March 2014	<b>31st March 2015</b>	31st March 2014
Current Service Cost	<b>2,548,314</b>	2,647,817	<b>1,263,001</b>	1,252,739
Interest Cost	<b>1,068,781</b>	904,256	<b>343,010</b>	334,616
Actuarial (Gain) / loss recognized during the year	<b>(385,644)</b>	(261,558)	<b>(713,699)</b>	(803,029)
<b>Expenses recognised in Statement of Profit and Loss</b>	<b>3,231,451</b>	3,290,515	<b>892,312</b>	784,326

**Notes to Financial Statements for the Year Ended 31st March 2015**

Amount in ₹

**iii. Principal Actuarial assumptions:**

Particulars	Refer Note below	Year ended 31.03.2015	Year ended 31.03.2014
Discount rate (p.a.)	1	7.80%	8.50%
Salary Escalation Rate (p.a.)	2	7.00%	8.00%

**Notes:**

1. The discount rate is based on the prevailing market yields of Indian Government securities as at the balance sheet date for the estimated term of obligations.
2. The estimates of rate of escalation in salary considered in actuarial valuation, take into account inflation, seniority, promotion and other relevant factors including supply and demand in the employment market.
3. The gratuity plan and earned leave is unfunded.

**Demographic assumptions:**

- a. Retirement age : 58 years
- b. Mortality rate : Published rates under LIC (1994-96) mortality table.

**31st March 2015**      31st March 2014

**28. Earnings per share (Basic & Diluted)**

**A. Basic**

(i) Profit / (Loss) for the period	<b>150,344,579</b>	273,615,009
(ii) Profit Available for Equity Shareholders	<b>150,344,579</b>	273,615,009
(iii) Weighted average number of Equity Shares of ₹10 each	<b>11,440,585</b>	11,440,585
(iv) Earnings / (Loss) per share	<b>13.14</b>	23.92

**B. Diluted**

(i) Profit / (Loss) for the period	<b>150,344,579</b>	273,615,009
(ii) Profit Available for Equity Shareholders	<b>150,344,579</b>	273,615,009
(iii) Weighted average number of Equity Shares of ₹10 each for diluted EPS	<b>11,440,585</b>	11,440,585
(iv) Earnings / (Loss) per share	<b>13.14</b>	23.92

**29. C.I.F. Value of Imports:**

Stores & Spares	<b>2,757,789</b>	2,419,681
Capital Goods	<b>2,084,667</b>	748,218
Beverages - through canalizing agencies	<b>7,512,434</b>	13,930,196
<b>Total</b>	<b>12,354,890</b>	17,098,095

**30. Expenditure in Foreign Currency (on payment basis)**

Technical Services	<b>30,976,232</b>	29,744,777
Commission & Brokerage	<b>13,208,507</b>	23,735,572
Training & Recruitment	<b>793,391</b>	1,300,869
Others	<b>2,964,664</b>	5,274,172
<b>Total</b>	<b>47,942,794</b>	60,055,390

**Notes to Financial Statements for the Year Ended 31st March 2015**

	<b>31st March 2015</b>	Amount in ₹ 31st March 2014
<b>31. Earnings in Foreign Currency (on receipt basis)</b>	<b>279,845,401</b>	335,565,981
<b>32.</b> The Company has paid dividend in respect of shares held by Non-Residents. The total amount remitted in this respect is given herein below:-		
Number of Non Resident Shareholders	<b>595</b>	627
Number of Equity Shares held by Non Resident Shareholders	<b>4,614,393</b>	4,507,862
Amount of Dividend Paid	<b>13,843,179</b>	20,285,453
Year to which Dividend Relates	<b>2013-14</b>	2012-13
<b>33. Leases:</b>		
The Company has entered into Operating lease agreements for letting out space. The lease agreements are made for specific period as per agreement. Lease payments received recognized in the Statement of Profit & Loss for the year ended amounted to ₹ 5,255,511/-.		
The future Payments for operating lease are as follows:	<b>31st March 2015</b>	31st March 2014
Not Later than 1 year	<b>1,998,048</b>	2,184,022
Later than one year and not later than five years	<b>1,880,450</b>	2,338,312
Later than five years	<b>1,353,000</b>	1,590,000
The Company has entered into leave & license agreement for premises. The lease agreements are made for specific period as per agreement. Lease payments paid are recognized in the Statement of Profit & Loss for the year ended amounted to ₹ 15,000,000/-.		
The future Payments for operating lease are as follows:	<b>31st March 2015</b>	31st March 2014
Not Later than 1 year	<b>18,000,000</b>	—
Later than one year and not later than five years	<b>3,000,000</b>	—
Later than five years	—	—
<b>34.</b> As the Company is engaged in only one segment of Hotel Business, the disclosure requirements of Accounting Standard (AS-17) on "Segment Reporting" are not applicable. Further the Company operates only in India; hence additional information under geographical segments is also not applicable.		
<b>35.</b> The disclosures relating to Micro, Small & Medium Enterprises Development Act, 2006 are as under :-		
i. The amount due to Micro and Small Enterprises as defined in "The Micro, Small and Medium Enterprises Development Act, 2006" has been determined to the extent such parties have been identified on the basis of information collected by the management. This has been relied upon by the Auditors.		
ii. The disclosures relating to Micro and Small Enterprises are as under :-	<b>31st March 2015</b>	31st March 2014
The principal amount remaining unpaid to supplier as at the end of the accounting year.	<b>335,420</b>	463,615
The interest due thereon remaining unpaid to Supplier as at the end of the accounting year.	<b>NIL</b>	NIL
The amount of interest paid in terms of Section 16 alongwith the amount of payment made to the Supplier beyond the appointed day during the year.	<b>NIL</b>	NIL
The amount of interest due and payable for the period of delay in making payment (which have been paid but beyond the appointed day during the year) but without adding interest specified under this Act.	<b>NIL</b>	NIL
The amount of interest accrued during the year and remaining unpaid at the end of the accounting year.	<b>NIL</b>	NIL
The amount of further interest due and payable even in the succeeding year, until such date when interest dues as above are actually paid.	<b>NIL</b>	NIL
<b>36. Contingent Liabilities :</b>		
<b>Contingent Liabilities</b>	<b>31st March 2015</b>	31st March 2014
Corporate Guarantee to IDBI Bank for Robust Hotels Pvt. Ltd.	<b>350,000,000</b>	2,400,000,000
Letter of Credit issued by IDBI Bank Ltd. in favour of West Bengal Electricity Distribution Company Limited	<b>8,000,000</b>	6,000,000
Service Tax under the Finance Act, 1994 pertaining to prior to F.Y. 2004-05	<b>4,374,245</b>	4,374,245
Service Tax under the Finance Act, 1994 pertaining to F.Y. 2003-04 to F.Y. 2006-07	<b>5,909,585</b>	10,217,937
Service Tax under the Finance Act, 1994 pertaining to F.Y. 2007-08 to F.Y. 2009-10	<b>26,753,749</b>	26,753,749
Service Tax under the Finance Act, 1994 pertaining to F.Y. 2008-09 to F.Y. 2012-13	<b>13,028,999</b>	—
ESIC under the Employees' State Insurance Act, 1948 pertaining to F.Y. 2004-05	<b>2,180,235</b>	2,180,235
Income Tax under the Income Tax Act, 1961 for the F.Y. 2011-12 (the Company has preferred an appeal against the demand)	<b>16,906,870</b>	—
Others	<b>3,644,056</b>	—
<b>Commitments</b>		
Export Obligation in respect of EPCG Licences	<b>24,301,279</b>	24,301,279

**Notes to Financial Statements for the Year Ended 31st March 2015**

	31st March 2015	Amount in ₹ 31st March 2014
<b>37. Payment to Auditors</b>		
– Statutory Audit Fees	<b>600,000</b>	600,000
– Tax Audit Fees	<b>150,000</b>	150,000
– Fees for other services	<b>50,000</b>	27,500
– Reimbursement of Expenses	<b>55,000</b>	60,000

**38.** As on date, the Company holds 91,652 Equity shares of ₹10 each of its subsidiaries, Regency Convention Centre and Hotels Limited (RCC), representing 58.99% of the paid up capital of RCC. Apart from the above, the Company had also made an advance of ₹33,448,275 for acquiring further shares of RCC from their existing shareholders and paid advances to Regency Convention Centre and Hotels Limited amounting to ₹12,119,474 up to the Balance Sheet date which has been disclosed as Short Term Loans and Advances.

The principal assets of Regency Convention Centre and Hotels Limited comprise of an interest in a parcel of land at Mumbai, such interest being the subject matter of dispute pending in the Bombay High Court. However Regency Convention Centre and Hotels Limited, has a reasonable chance of winning the ongoing legal dispute. Such assets form part of the Company's undertaking at book values. Meanwhile the authorities have offered alternate land and negotiations on commercial terms are in progress. Consequently in view of the above, no impairment is considered necessary.

As per the terms of agreement with the Regency Convention Centre and Hotels Limited and its shareholders, the Company has to make additional payment for acquiring the balance shares of Regency Convention Centre and Hotels Limited, the amount of which is unascertainable and dependent on the outcome of the dispute pending in the Bombay High Court.

**39.** In the opinion of the Board, all the assets of the Company have a value on realization in ordinary course of business at least equal to the amount at which they are stated. Therefore, the Company has not recognised any loss on impairment in respect of any of the assets of the Company. In respect of subsidiaries, such decision is based on the audited accounts of the subsidiaries.

**40.** In respect of the scheme of amalgamation of the Company with Forex Finance Private Limited, a promoter body corporate, the Court convened meeting was held approving the amalgamation and the Company has subsequently filed petition to Hon'ble High Court of Calcutta for sanction of the scheme. Presently the scheme of amalgamation is pending for hearing in the Hon'ble High Court of Calcutta. Post sanction of scheme of amalgamation, Robust Hotels Private Limited, owner of Hyatt Regency Chennai, will be a wholly owned subsidiary of the Company; partially by having direct holding and balance through GJS Hotels Limited (wholly owned subsidiary of the Company).

**41.** The cumulative dividend income of ₹339,146,301 accrued till 31st March 2015 in respect of investment made by the Company in 12% Cumulative Redeemable Preference Shares of Robust Hotels Private Limited, a step down subsidiary Company, will be accounted for as and when declared by the investee Company.

**42.** The useful life of fixed assets has been revised in accordance with the Schedule II of the Companies Act 2013. The impact of change in useful life of fixed assets on depreciation expense for the year ended amounts to ₹ 18,515,582; and on opening balance of general reserve amounts to ₹61,186,843 (net of Deferred Tax).

Had the Company continued to use the earlier policy of depreciating fixed assets, the Profit for the current year would have been higher by ₹18,515,582.

**43.** In accordance with the Accounting Standard on "Related Party Disclosures" (AS-18), the disclosures in respect of Related Parties and transactions with them are as follows: -

**Related Party Disclosures**

**(i) List of Related Parties**

(a) Subsidiaries :

GJS Hotels Limited, wholly owned Subsidiary Company  
Regency Convention Centre & Hotels Limited  
Robust Hotels Private Limited (subsidiary of GJS Hotels Limited)

(b) Key Management Personnel :

Radhe Shyam Saraf, Chairman  
Arun Kumar Saraf, Joint Managing Director  
Umesh Saraf, Joint Managing Director

(c) Entities over which directors or their relatives can exercise significant influence/control :

(i) Unison Hotels Private Limited	(xi) Footsteps of Buddha Hotels Private Limited
(ii) Unison Hotels South Private Limited	(xii) Juniper Hotels Private Limited
(iii) Juniper Investments Limited	(xiii) Samra Importex Private Limited
(iv) Vedic Hotels Limited	(xiv) Forex Finance Private Limited
(v) Nepal Travel Agency Pvt. Ltd., Nepal	(xv) Sara International limited, Hong Kong
(vi) Yak & Yeti Hotels Limited, Nepal	(xvi) Sara Hospitality Limited, Hong Kong
(vii) Chartered Hotels Private Limited	(xvii) Saraf Hotels Limited, Mauritius
(viii) Chartered Hampi Hotels Private Limited	(xviii) Saraf Investments Limited, Mauritius
(ix) Blue Energy Private Limited	(xix) Saraf Industries Limited, Mauritius
(x) Unison Power Limited	(xx) Taragaon Regency Hotels Limited, Nepal

**Notes to Financial Statements for the Year Ended 31st March 2015**

Amount in ₹

**(ii) Details of Transactions with Related Parties during the year :**

Transactions during the year	Subsidiary Company		Key Management Personnel		Entities Controlled by Directors or their Relatives		Total	
	2014-15	2013-14	2014-15	2013-14	2014-15	2013-14	2014-15	2013-14
<b>Dividend Paid</b>								
Forex Finance Private Limited	-	-	-	-	9,381,216	14,071,824	9,381,216	14,071,824
Saraf Industries Limited	-	-	-	-	10,891,890	16,337,835	10,891,890	16,337,835
Radhe Shyam Saraf	-	-	1,715,790	2,573,685	-	-	1,715,790	2,573,685
<b>Sale of Services</b>								
Robust Hotels Private Limited	118,588	59,203	-	-	-	-	118,588	59,203
<b>Expenses Incurred (Reimbursement)</b>								
Robust Hotels Private Limited	869,430	310,772	-	-	-	-	869,430	310,772
Chartered Hampi Hotels Private Limited	-	-	-	-	269,790	-	269,790	-
Chartered Hotels Private Limited	-	-	-	-	249,995	-	249,995	-
Juniper Hotels Private Limited	-	-	-	-	297,378	10,518	297,378	10,518
Taragaon Regency Hotels Ltd.	-	-	-	-	539,364	-	539,364	-
Yak & Yeti Hotels Ltd.	-	-	-	-	161,584	-	161,584	-
Unison Hotels Private Limited	-	-	-	-	318,870	57,821	318,870	57,821
<b>Advance Given</b>								
GJS Hotels Limited	2,278,501,800	446,650,000	-	-	-	-	2,278,501,800	446,650,000
Regency Convention Centre and Hotels Limited	550,000	700,000	-	-	-	-	550,000	700,000
<b>Advance Repaid</b>								
GJS Hotels Limited	1,800	-	-	-	-	-	1,800	-
<b>Managerial Remuneration</b>								
Umesh Saraf	-	-	12,096,000	12,931,000	-	-	12,096,000	12,931,000
Arun Kr. Saraf	-	-	10,836,000	12,931,000	-	-	10,836,000	12,931,000

Closing Balance as on 31st March 2015	Subsidiary Company		Key Management Personnel		Entities Controlled by Directors or their Relatives		Total	
	2014-15	2013-14	2014-15	2013-14	2014-15	2013-14	2014-15	2013-14
<b>Account Receivables</b>								
GJS Hotels Limited	3,716,175,000	1,437,675,000	-	-	-	-	3,716,175,000	1,437,675,000
Regency Convention Centre and Hotels Limited	12,119,474	11,569,474	-	-	-	-	12,119,474	11,569,474
Robust Hotels Private Limited	136,914	-	-	-	-	-	136,914	-
Chartered Hampi Hotels Private Limited	-	-	-	-	126,168	-	126,168	-
Chartered Hotels Private Limited	-	-	-	-	349,310	210,947	349,310	210,947
Juniper Hotels Private Limited	-	-	-	-	297,378	-	297,378	-
Taragaon Regency Hotels Ltd.	-	-	-	-	191,314	-	191,314	-
Yak & Yeti Hotels Ltd.	-	-	-	-	222,798	-	222,798	-
Unison Hotels Private Limited	-	-	-	-	161,584	-	161,584	-
<b>Investments as at year end</b>								
GJS Hotels Limited	2,346,365,000	2,346,365,000	-	-	-	-	2,346,365,000	2,346,365,000
Regency Convention Centre and Hotels Limited	257,901,724	257,901,724	-	-	-	-	257,901,724	257,901,724
Robust Hotels Private Limited	615,374,060	615,374,060	-	-	-	-	615,374,060	615,374,060

44. The Company has borrowed Short Term Loan of ₹ 165 Crores from ICICI Bank Ltd. against the security of its investment in Debt Mutual Funds and has invested ₹ 205 Crores in Robust Hotels Pvt. Ltd., a step down subsidiary company, through its wholly owned subsidiary company, GJS Hotels Limited.

45. Previous Year figures have been regrouped / reclassified, wherever necessary to confirm to current year's classification.

46. There is no other additional material information required to be disclosed pursuant to the provisions of the Companies Act, 2013, Schedule III to the Companies Act, 2013, Companies (Accounting Standards) Rules, 2015 and other material applicable enactments, circulars, orders, notifications etc.

As per our report of even date

For and on behalf of the Board of Directors

For **S. S. Kothari Mehta & Co.**

Chartered Accountants

Firm Registration No.: 000756N

**K K Tulshan**

Partner

Membership No. 085033

Place : Kolkata

Date : 28th May 2015

**Arun K Saraf**

Joint Managing Director

**Umesh Saraf**

Joint Managing Director

**A. C. Chakrabortti**

Director

**Rama Shankar Jhawar**

Director

**Padam Kumar Khaitan**

Director

**Rita Bhimani**

Director

**Bimal K Jhunjunwala**

CFO & Vice President - Corporate Finance

**Saumen Chattopadhyay**

Chief Legal Officer & Company Secretary

**SALIENT FEATURES OF FINANCIAL STATEMENTS OF SUBSIDIARIES AS PER COMPANIES ACT, 2013**

Sl. No.	Particulars	GJS Hotels Limited	Regency Convention Centre And Hotels Limited	Robust Hotels Private Limited
1	Reporting Currency	INR	INR	INR
2	Issued and Subscribed Share Capital	109,610,000	1,553,570	1,459,073,920
3	Reserves	2,252,465,291	(488,441)	1,633,743,451
4	Total Assets	6,078,865,496	17,849,606	7,033,630,870
5	Total Liabilities	6,078,865,496	17,849,606	7,033,630,870
6	Investments - Long Term	—	—	6,684,000
7	Investments - Current	—	—	—
8	Investments - Total	—	—	6,684,000
9	Turnover	5,616	—	893,371,511
10	Profit / (Loss) before Taxation	(860,079)	(141,015)	(541,109,611)
11	Provision for Taxation	—	—	(24,048)
12	Profit after Taxation	(860,079)	(141,015)	(541,085,563)
13	Proposed Dividend	—	—	—
14	% of Shareholding	100%	58.99%	68.06%

As per our report of even date

For **S. S. Kothari Mehta & Co.**  
Chartered Accountants  
Firm Registration No.: 000756N  
**K K Tulshan**  
Partner  
Membership No. 085033  
Place : Kolkata  
Date : 28th May 2015

For and on behalf of the Board of Directors

**Arun K Saraf** Joint Managing Director  
**Umesh Saraf** Joint Managing Director  
**A. C. Chakrabortti** Director  
**Rama Shankar Jhawar** Director  
**Padam Kumar Khaitan** Director  
**Rita Bhimani** Director

**Bimal K Jhunjhunwala**  
CFO & Vice President - Corporate Finance

**Saumen Chattopadhyay**  
Chief Legal Officer & Company Secretary

**CONSOLIDATED FINANCIAL STATEMENTS**  
**INDEPENDENT AUDITORS' REPORT**  
**TO THE MEMBERS OF ASIAN HOTELS (EAST) LIMITED**

**Report on the Consolidated Financial Statements**

We have audited the accompanying Consolidated Financial Statements of ASIAN HOTELS (EAST) LIMITED (hereinafter referred to as "the Holding Company") and its subsidiaries (the Holding Company and its subsidiaries together referred to as "the Group"), comprising of the Consolidated Balance Sheet as at 31st March, 2015, the Consolidated Statements of Profit and Loss, the Consolidated Cash Flow Statement for the year then ended, and a summary of the significant accounting policies and other explanatory information (hereinafter referred to as "the consolidated financial statements").

**Management's Responsibility for the Consolidated Financial Statements**

The Holding Company's Board of Directors is responsible for the preparation of these consolidated financial statements in terms of the requirements of the Companies Act, 2013 (hereinafter referred to as "the Act") that give a true and fair view of the consolidated financial position, consolidated financial performance and consolidated cash flows of the Group in accordance with the accounting principles generally accepted in India, including the Accounting Standards specified under Section 133 of the Act, read with Rule 7 of the Companies (Accounts) Rules, 2014.

The respective Board of Directors of the companies included in the Group are responsible for maintenance of adequate accounting records in accordance with the provisions of the Act for safeguarding the assets of the Group and for preventing and detecting frauds and other irregularities; the selection and application of appropriate accounting policies; making judgments and estimates that are reasonable and prudent; and the design, implementation and maintenance of adequate internal financial controls, that were operating effectively for ensuring the accuracy and completeness of the accounting records, relevant to the preparation and presentation of the financial statements that give a true and fair view and are free from material misstatement, whether due to fraud or error, which have been used for the purpose of preparation of the consolidated financial statements by the Directors of the Holding Company, as aforesaid.

**Auditor's Responsibility**

Our responsibility is to express an opinion on these consolidated financial statements based on our audit. While conducting the audit, we have taken into account the provisions of the Act, the accounting and auditing standards and matters which are required to be included in the audit report under the provisions of the Act and the Rules made there under.

We conducted our audit in accordance with the Standards on Auditing specified under Section 143(10) of the Act. Those Standards require that we comply with ethical requirements and plan and perform the audit to obtain reasonable assurance about whether the consolidated financial statements are free from material misstatement.

An audit involves performing procedures to obtain audit evidence about the amounts and the disclosures in the consolidated financial statements. The procedures selected depend on the auditor's judgment, including the assessment of the risks of material misstatement of the consolidated financial statements, whether due to fraud or error. In making those risk assessments, the auditor considers internal financial control relevant to the Holding Company's preparation of the consolidated financial statements that give a true and fair view in order to design audit procedures that are appropriate in the circumstances but not for the purpose of expressing an opinion on whether the Holding Company has an adequate internal financial controls system over financial reporting in place and the operating effectiveness of such controls. An audit also includes evaluating the appropriateness of the accounting policies used and the reasonableness of the accounting estimates made by the Holding Company's Board of Directors, as well as evaluating the overall presentation of the consolidated financial statements.

We believe that the audit evidence obtained by us is sufficient and appropriate to provide a basis for our audit opinion on the consolidated financial statements.

**Opinion**

In our opinion and to the best of our information and according to the explanations given to us, the aforesaid consolidated financial statements give the information required by the Act in the manner so required and give a true and fair view in conformity with the accounting principles generally accepted in India, of the consolidated state of affairs of the Group as at 31st March, 2015, and their consolidated profit/loss and their consolidated cash flows for the year ended on that date.

## **CONSOLIDATED FINANCIAL STATEMENTS**

### **Other Matters**

We did not audit the financial statements / financial information of two subsidiaries, whose financial statements / financial information reflect total assets of Rs. 81707.73 lakhs as at 31st March, 2015, total revenues of Rs.8933.72 lakhs and net cash flows amounting to Rs. (23101.22) lakhs for the year ended on that date, as considered in these consolidated financial statements. These financial statements/financial information have been audited by other auditors whose reports have been furnished to us by the management and our opinion on the consolidated financial statements, in so far as it relates to the amounts and disclosures included in respect of these subsidiaries and our report in terms of sub sections (3) and (11) of section 143 of the act, in so far as it relates to the aforesaid subsidiaries, is based solely on the reports of other auditors.

Our opinion on the consolidated financial statements, and our report on Other Legal and Regulatory Requirements below, is not modified in respect of the above matters with respect to our reliance on the work done and reports of the other auditors and financial statements/ financial information certified by the management.

### **Report on Other Legal and Regulatory Requirements**

1. As required by the Companies (Auditor's Report) Order, 2015 ("the Order"), issued by the Central Government of India in terms of sub-section (11) of Section 143 of the Act, based on the comments in the auditors' reports of the Holding company and subsidiary companies incorporated in India, we give in the Annexure a statement on the matters specified in paragraphs 3 and 4 of the Order, to the extent applicable.
2. As required by Section 143(3) of the Act, we report, to the extent applicable, that:
  - (a) We have sought and obtained all the information and explanations which to the best of our knowledge and belief were necessary for the purposes of our audit of the aforesaid consolidated financial statements.
  - (b) In our opinion, proper books of account as required by law relating to preparation of the aforesaid consolidated financial statements have been kept so far as it appears from our examination of those books and the reports of the other auditors.
  - (c) The Consolidated Balance Sheet, the Consolidated Statement of Profit and Loss, and the Consolidated Cash Flow Statement dealt with by this Report are in agreement with the relevant books of account maintained for the purpose of preparation of the consolidated financial statements.
  - (d) In our opinion, the aforesaid consolidated financial statements comply with the Accounting Standards specified under Section 133 of the Act, read with Rule 7 of the Companies (Accounts) Rules, 2014.
  - (e) On the basis of the written representations received from the directors of the Holding Company as on 31st March, 2015 taken on record by the Board of Directors of the Holding Company and the reports of the statutory auditors of its subsidiary companies, incorporated in India, none of the directors of the Group companies incorporated in India is disqualified as on 31st March, 2015 from being appointed as a director in terms of Section 164 (2) of the Act.
  - (f) With respect to the other matters to be included in the Auditor's Report in accordance with Rule 11 of the Companies (Audit and Auditor's) Rules, 2014, in our opinion and to the best of our information and according to the explanations given to us:
    - I. The company has disclosed the impact of pending litigations on its financial positions in its financial statements as refer in Note No.38 of the financial statements;
    - II. The Group did not have any material foreseeable losses on long-term contracts including derivative contracts.
    - III. There were no amounts which were required to be transferred to the Investor Education and Protection Fund by the Holding Company, and its subsidiary companies.

For **S. S. Kothari Mehta & Co.**  
Chartered Accountants  
Firm Registration No: 000756N

**K K Tulshan**  
Partner  
Membership No: 085033

Place: Kolkata  
Date: 28th May 2015



## *Asian Hotels (East) Limited*

### **Annexure referred to in paragraph 1 of 'Report on Other Legal and Regulatory Requirements' of the Independent Auditor's Report of even date to the members of Asian Hotels(East) Limited on its consolidated financial statements as of and for the year ended March 31, 2015.**

- (i) (a) The Group / Company is maintaining proper records showing full particulars, including quantitative details and situation of fixed assets except for one subsidiary Robust Hotels Private Limited which is in the process of preparing its fixed assets register to show full particulars including quantitative details and situation of its fixed assets;
- (b) These fixed assets have been physically verified by the management at reasonable intervals; no material discrepancies were noticed on such verification.
- (ii) (a) The physical verification of inventory has been conducted at reasonable intervals by the management;
- (b) The procedures of physical verification of inventory followed by the management are reasonable and adequate in relation to the size of the Group/ Company and the nature of its business.
- (c) The Group / Company is maintaining proper records of inventory and the discrepancies noticed on physical verification have been properly dealt with in the books of account;
- (iii) The Group / Company has not granted loans, secured or unsecured to companies, firms or other parties covered in the register maintained under section 189 of the Companies Act. Accordingly, the provisions of clauses 3 (iii) (a) & (b) of the Companies (Auditor's Report) Order, 2015 are not applicable to the Group / Company.
- (iv) On the basis of selective checks carried out during the course of audit and explanations given to us, an adequate internal control system commensurate with the size of the Group / Company and the nature of its business, for the purchase of inventory and fixed assets and for the sale of goods and services. Further on the basis of our examination of the books and records of the Group / Company, and according to the information explanations given to us, we have neither come across nor have been informed of any continuing failure to correct major weaknesses in internal control system.
- (v) The Group / Company has not accepted deposits and hence the directives issued by the Reserve Bank of India and the provisions of sections 73 to 76 or any other relevant provisions of the Companies Act and the rules framed there under are not applicable.
- (vi) According to the information and explanation given to us, the Central Government has not prescribed maintenance of cost records under Sub section (I) of Section 148 of the Companies Act, 2013 in respect of services carried out by the Group / Company. Therefore, the provisions of Clause vi are not applicable.
- (vii) (a) The Group / Company is according to the information and explanation given to us regular in depositing undisputed statutory dues including Provident Fund, employees' state insurance, income-tax, sales-tax, wealth tax, service tax, duty of customs, duty of excise, value added tax, cess and any other statutory dues with the appropriate authorities.
- (b) According to the information and explanation given to us the dues outstanding in respect of income tax or sales tax or wealth tax or service tax or duty of customs or duty of excise or value added tax and cess, on account of dispute are as follows:-

<b>Name of the Statute</b>	<b>Nature of Dues</b>	<b>Amount (In ₹)</b>	<b>Forum where dispute is pending</b>	<b>Period to which the amount relates</b>
Finance Act 1994	Service Tax	43,74,245	Commissioner (Appeals)	Prior To FY 2004-05
Finance Act 1994	Service Tax	59,09,585	Service Tax Tribunal	FY 2003-04 to FY 2006-07
Finance Act 1994	Service Tax	2,67,53,749	Commissioner of Service Tax	FY 2007-08 to FY 2009-10
Finance Act 1994	Service Tax	1,30,28,999	Commissioner of Service Tax	FY 2008-09 to FY 2012-13
Income Tax Act 1961	Income Tax	1,69,06,870	CIT ( Appeal)	FY 2011-12
Employees State Insurance Act,1948	ESI	2,180,235	ESIC	FY 2004-05

- (c) According to the information and explanation given to us, no amount needs to be transferred to investor education and protection fund in accordance with the relevant provisions of the Companies Act, 2013 (18 of 2013) and rules made there under.
- (viii) The accumulated losses of the Group / Company at the end of the financial year are less than fifty per cent of its net worth. Further the Group / Company has incurred cash losses of Rs.10,70,49,983 during the current financial year.

*Asian Hotels (East) Limited*

- (ix) The Group / Company have not defaulted in repayment of dues to a financial institution or bank or debenture holders except in case of one subsidiary Robust Hotels Private Limited which has delayed in repayment of instalment of term loan amounting to Rs.93 lakhs to a bank which has since being paid.
- (x) The Holding Company has given guarantee/letter of undertaking against loan taken by Subsidiary from banks and financial institutions, the terms and conditions of such guarantees, letter of undertaking, are not in our opinion, prima facie, prejudicial to the interest of the company
- (xi) The term loans were applied for the purpose for which the loans were obtained.
- (xii) During the course of our examination of the books and the records of the company carried out in accordance with the generally accepted auditing practices in India, we have neither come across any instance of fraud on or by the company, noticed and reported during the year, nor have we been informed of any such case by the management.

Place: Kolkata  
Date: 28th May 2015

For **S. S. Kothari Mehta & Co.**  
Chartered Accountants  
Firm Registration No: 000756N

**K K Tulshan**  
Partner  
Membership No: 085033

*Asian Hotels (East) Limited*

**CONSOLIDATED FINANCIAL STATEMENTS**  
**CONSOLIDATED BALANCE SHEET as at 31st March 2015**

	Note	As at 31st March 2015	Amount in ₹ As at 31st March 2014
<b>EQUITY AND LIABILITIES</b>			
<b>SHAREHOLDERS' FUND</b>			
(a) Share Capital	4	<b>114,405,850</b>	114,405,850
(b) Reserves & Surplus	5	<b>7,453,195,826</b>	7,760,783,426
		<b>7,567,601,676</b>	7,875,189,276
<b>MINORITY INTEREST</b>			
		<b>235,377,779</b>	408,258,338
<b>NON-CURRENT LIABILITIES</b>			
(a) Long Term Borrowings	6	<b>3,103,050,000</b>	3,457,573,866
(b) Deferred tax liabilities (Net)	7	<b>180,308,421</b>	222,572,874
(c) Other Long Term Liabilities	8	<b>4,529,969</b>	7,210,554
(d) Long-term Provisions	9	<b>23,599,685</b>	25,941,256
		<b>3,311,488,075</b>	3,713,298,550
<b>CURRENT LIABILITIES</b>			
(a) Short Term Borrowings	10	<b>53,868,574</b>	53,862,768
(b) Trade Payables	11	<b>330,155,472</b>	274,846,276
(c) Other Current Liabilities	12	<b>194,379,763</b>	230,737,123
(d) Short -term Provisions	13	<b>29,643,581</b>	40,856,379
		<b>608,047,390</b>	600,302,546
<b>Total</b>		<b>11,722,514,920</b>	12,597,048,710
<b>ASSETS</b>			
<b>NON-CURRENT ASSETS</b>			
(a) Fixed Assets			
(i) Tangible Assets	14	<b>7,667,265,439</b>	8,015,654,182
(ii) Intangible Assets		<b>1,081,991,788</b>	1,087,319,328
(iii) Capital Work-in-Progress		<b>18,881,523</b>	39,239,182
(b) Non-Current Investments	15	<b>156,684,000</b>	156,329,000
(c) Long-term Loans and Advance	16	<b>113,503,536</b>	101,087,712
		<b>9,038,326,286</b>	9,399,629,404
<b>CURRENT ASSETS</b>			
(a) Current Investments	17	<b>1,808,037,074</b>	2,278,842,004
(b) Inventories	18	<b>31,583,118</b>	27,494,142
(c) Trade Receivable	19	<b>77,642,373</b>	105,740,653
(d) Cash and Bank Balances	20	<b>61,874,682</b>	93,991,497
(e) Short-term Loans and Advances	21	<b>661,732,775</b>	658,552,138
(f) Other Current Assets	22	<b>43,318,612</b>	32,798,872
		<b>2,684,188,634</b>	3,197,419,306
<b>Total</b>		<b>11,722,514,920</b>	12,597,048,710

Notes forming part of Consolidated Financial Statements 1-48

As per our report of even date

For and on behalf of the Board of Directors

For **S. S. Kothari Mehta & Co.**  
Chartered Accountants  
Firm Registration No.: 000756N

**K K Tulshan**  
Partner  
Membership No. 085033

Place : Kolkata  
Date : 28th May 2015

**Arun K Saraf** Joint Managing Director  
**Umesh Saraf** Joint Managing Director  
**A. C. Chakrabortti** Director  
**Rama Shankar Jhawar** Director  
**Padam Kumar Khaitan** Director  
**Rita Bhimani** Director

**Bimal K Jhunjunwala**  
CFO & Vice President - Corporate Finance

**Saumen Chattopadhyay**  
Chief Legal Officer & Company Secretary

*Asian Hotels (East) Limited*

**CONSOLIDATED FINANCIAL STATEMENTS**

**CONSOLIDATED STATEMENT OF PROFIT AND LOSS for the year ended 31st March 2015**

	Note	Year Ended 31st March 2015	Amount in ₹ Year Ended 31st March 2014
<b>I INCOME</b>			
(a) Revenue from Operations	23	<b>1,884,142,086</b>	1,796,563,344
(b) Other Income	24	<b>61,040,717</b>	168,047,554
		<b>1,945,182,803</b>	<b>1,964,610,898</b>
<b>II EXPENDITURE</b>			
(a) Consumption of Provisions, Beverages, Smokes & Others	25	<b>288,703,434</b>	246,024,986
(b) Employee Benefit Expense	26	<b>367,898,023</b>	369,245,887
(c) Finance Cost	27	<b>515,752,436</b>	488,960,801
(d) Depreciation and Amortization Expenses	14	<b>315,153,501</b>	248,104,841
(e) Other Expenses	28	<b>790,575,877</b>	790,601,416
		<b>2,278,083,271</b>	<b>2,142,937,931</b>
<b>III PROFIT/(LOSS) BEFORE TAX (I - II)</b>		<b>(332,900,468)</b>	<b>(178,327,033)</b>
<b>IV TAX EXPENSE</b>			
(a) Current Tax		<b>67,973,531</b>	60,639,299
(b) Deferred Tax		<b>(10,758,001)</b>	1,974,139
(c) MAT Credit		—	(6,886,345)
(d) Tax adjustments for earlier years		<b>1,626,080</b>	3,297,740
<b>V PROFIT/(LOSS) AFTER TAX (before adjustment for Minority Interest) (III-IV)</b>		<b>(391,742,078)</b>	<b>(237,351,866)</b>
Add: Share of Loss transferred to Minority Interest		<b>172,880,559</b>	<b>162,586,781</b>
<b>VI PROFIT/(LOSS) AFTER TAX (after adjustment for Minority Interest)</b>		<b>(218,861,519)</b>	<b>(74,765,085)</b>
<b>VII EARNING PER SHARE</b>			
	29		
(a) Basic		<b>(19.13)</b>	(6.54)
(b) Diluted		<b>(19.13)</b>	(6.54)
Notes forming part of Consolidated Financial Statements	1-48		

As per our report of even date

For and on behalf of the Board of Directors

For **S. S. Kothari Mehta & Co.**  
Chartered Accountants  
Firm Registration No.: 000756N

**K K Tulshan**  
Partner  
Membership No. 085033

Place : Kolkata  
Date : 28th May 2015

**Arun K Saraf** Joint Managing Director  
**Umesh Saraf** Joint Managing Director  
**A. C. Chakrabortti** Director  
**Rama Shankar Jhawar** Director  
**Padam Kumar Khaitan** Director  
**Rita Bhimani** Director

**Bimal K Jhunjunwala**  
CFO & Vice President - Corporate Finance

**Saumen Chattopadhyay**  
Chief Legal Officer & Company Secretary

**CONSOLIDATED FINANCIAL STATEMENTS**

**CONSOLIDATED CASH FLOW STATEMENT for the year ended 31st March 2015**

	Year Ended 31st March, 2015	Amount in ₹ Year Ended 31st March, 2014
<b>A. CASH FLOW FROM OPERATING ACTIVITIES</b>		
Profit/(Loss) before tax	<b>(332,900,468)</b>	(178,327,033)
Adjustment for :		
Depreciation/amortization	<b>315,153,501</b>	248,104,841
Loss/(profit) on sale of fixed assets	<b>494,980</b>	117,446
Provision for bad and doubtful debts	<b>1,241,389</b>	1,043,565
Excess Provision written back	<b>(1,832,093)</b>	(357,487)
Adjustment to Carrying Amount of Investment	<b>216,804</b>	406,588
Liabilities Written back	<b>(1,148,300)</b>	—
Interest expenses	<b>513,269,245</b>	488,959,301
Provision for leave benefits	<b>(1,100,986)</b>	483,386
Provision for gratuity	<b>4,967,688</b>	3,401,368
Net loss/(gain) on sale of current investments	<b>(2,137,756)</b>	(99,537,572)
Interest income	<b>(27,573,538)</b>	(16,298,014)
Dividend income	<b>(27,689,056)</b>	(47,146,798)
<b>Operating profit before working capital changes</b>	<b>440,961,410</b>	400,849,591
Movements in working capital :		
Increase/(decrease) in trade payables	<b>52,335,717</b>	48,523,782
Increase/(decrease) in other current liabilities	<b>(28,512,166)</b>	(51,610,297)
Increase/(decrease) in other long term liabilities	<b>(2,679,585)</b>	(3,049,600)
Decrease/(increase) in trade receivables	<b>26,856,891</b>	(4,316,907)
Decrease/(increase) in inventories	<b>(4,088,976)</b>	3,216,666
Decrease/(increase) in other current assets	<b>(3,853,029)</b>	10,293,094
Increase / (Decrease) in Advance from Customers	<b>1,670,458</b>	2,724,986
Increase / (Decrease) in Stale cheque	<b>(1,000)</b>	(233,464)
Decrease / (increase) in long term loans and advances	<b>(8,450,444)</b>	(3,763,342)
Decrease / (increase) in short term loans and advances	<b>(2,510,855)</b>	(4,872,979)
<b>Cash generated from / (used in) operations</b>	<b>471,728,421</b>	397,761,530
Direct taxes paid (net of refunds)	<b>73,268,272</b>	66,666,607
<b>NET CASH FLOW FROM/ (USED IN) OPERATING ACTIVITIES (A)</b>	<b>398,460,149</b>	331,094,923
<b>B. CASH FLOW FROM INVESTING ACTIVITIES</b>		
Payments for fixed assets	<b>(35,296,279)</b>	(41,561,778)
Decrease / (Increase) in Capital Advance	<b>110,944</b>	612,337
Proceeds from sale of fixed assets	<b>1,028,446</b>	37,430
Purchase of Non-current investments	<b>(355,000)</b>	(150,000,000)
Sale of Non-current investments	—	195,000
Purchase of current investments	<b>(328,040,163)</b>	(550,642,353)
Proceeds from sale/maturity of current investments	<b>800,766,045</b>	944,742,998
Short term loans and advances given	<b>(1,154,474)</b>	—
Interest received	<b>20,906,827</b>	13,641,077
Dividend received	<b>27,689,056</b>	47,146,798
<b>NET CASH FLOW FROM/(USED IN) INVESTING ACTIVITIES (B)</b>	<b>485,655,402</b>	264,171,509
<b>C. CASH FLOWS FROM FINANCING ACTIVITIES</b>		
Interest and finance charges paid	<b>(547,665,499)</b>	(520,618,798)
Proceeds from Long Term Borrowings	<b>1,650,000,000</b>	—
Repayment of Long Term Borrowings	<b>(1,979,123,866)</b>	—
Proceeds from short term borrowings	<b>5,806</b>	45,195
Dividend paid on shares	<b>(33,615,825)</b>	(50,370,507)
Tax on dividend paid	<b>(5,832,982)</b>	(8,750,114)
<b>NET CASH FLOW FROM/(USED IN) IN FINANCING ACTIVITIES (C)</b>	<b>(916,232,366)</b>	(579,694,224)
<b>NET INCREASE/(DECREASE) IN CASH AND CASH EQUIVALENTS (A + B + C)</b>	<b>(32,116,815)</b>	15,572,208
<b>CASH AND CASH EQUIVALENTS AT THE BEGINNING OF THE YEAR (Refer Note 20)</b>	<b>93,991,497</b>	78,419,289
<b>CASH AND CASH EQUIVALENTS AT THE END OF THE YEAR (Refer Note 20)</b>	<b>61,874,682</b>	93,991,497

Notes forming part of Consolidated Financial Statements

1-48

As per our report of even date

For and on behalf of the Board of Directors

For **S. S. Kothari Mehta & Co.**  
Chartered Accountants  
Firm Registration No.: 000756N

**K K Tulshan**  
Partner  
Membership No. 085033

Place : Kolkata  
Date : 28th May 2015

**Arun K Saraf** Joint Managing Director  
**Umesh Saraf** Joint Managing Director  
**A. C. Chakrabortti** Director  
**Rama Shankar Jhawar** Director  
**Padam Kumar Khaitan** Director  
**Rita Bhimani** Director

**Bimal K Jhunjunwala**  
CFO & Vice President - Corporate Finance

**Saumen Chattopadhyay**  
Chief Legal Officer & Company Secretary

## **CONSOLIDATED FINANCIAL STATEMENTS**

### **Consolidated Notes to Financial Statements for the Year Ended 31st March 2015**

#### **1. Corporate Information**

Asian Hotels (East) Limited is a Public Limited Company listed with Bombay Stock Exchange and National Stock Exchange and is primarily engaged in the Hotel business through "Hyatt Regency Kolkata" a five-star Hotel situated in the city of Kolkata.

#### **2. Basis of preparation**

The financial statements have been prepared to comply in all material respects with the mandatory Accounting Standards (AS) notified under section 133 of the Companies Act, 2013 and the relevant provisions of the Companies Act, 2013. The financial statements have been prepared under the historical cost convention on an accrual basis.

The accounting policies adopted in the preparation of financial statements are consistent with those of previous year, except for the change in accounting policy explained below, if any.

#### **3. Significant Accounting Policies**

##### **a. Use of estimates**

The preparation of financial statements in conformity with Indian GAAP requires the management to make judgments, estimates and assumptions that affect the reported amounts of revenues, expenses, assets and liabilities and the disclosure of contingent liabilities, at the end of the reporting period. Although these estimates are based on the management's best knowledge of current events and actions, uncertainty about these assumptions and estimates could result in the outcomes requiring a material adjustment to the carrying amounts of assets or liabilities in future periods.

##### **b. Tangible Fixed Assets**

Tangible Fixed assets are stated at cost of acquisition or construction or at revalued amounts, net of impairment loss if any, less depreciation/amortization. Cost represents the direct expenses incurred on acquisition/construction of the assets and the relative share of indirect expenses relating to construction allocated in proportion to the direct costs involved.

##### **c. Depreciation**

Depreciation on fixed assets is calculated on a straight-line basis using the rates based on the useful lives of the assets as prescribed in Schedule II to the Companies Act, 2013. If the asset is purchased on or before the 15th of month depreciation is charged from the month of purchase, otherwise depreciation is charged from the month following the month of purchase. No depreciation is charged for the quarter on the assets sold/ discarded during the year.

##### **d. Impairment of Tangible Assets**

The carrying amounts of assets are reviewed at each balance sheet date if there is any indication of impairment based on internal/external factors. An impairment loss is recognized wherever the carrying amount of an asset exceeds its recoverable amount. The recoverable amount is the greater of the asset's net selling price and value in use. Value in use is determined for assets or group of assets which are capable of generating independent cash flows i.e. cash generating units.

##### **e. Investments**

Investments, which are readily realizable and intended to be held for not more than one year from the date on which such investments are made, are classified as current investments. All other investments are classified as long-term investments.

On initial recognition, all investments are measured at cost. The cost comprises purchase price and directly attributable acquisition charges such as brokerage, fees and duties. If an investment is acquired, or partly acquired, by the issue of shares or other securities, the acquisition cost is the fair value of the securities issued. If an investment is acquired in exchange for another asset, the acquisition is determined by reference to the fair value of the asset given up or by reference to the fair value of the investment acquired, whichever is more clearly evident.

Current investments are carried in the financial statements at lower of cost and fair value determined on an individual investment basis. Long-term investments are carried at cost. However, provision for diminution in value is made to recognize a decline other than temporary in the value of the investments.

On disposal of an investment, the difference between its carrying amount and net disposal proceeds is charged or credited to the Statement of Profit and Loss.

## **CONSOLIDATED FINANCIAL STATEMENTS**

### **Consolidated Notes to Financial Statements for the Year Ended 31st March 2015**

**f. Inventories**

Inventory is valued at cost or net realizable value, whichever is lower. Net realizable value is the estimated realizable value in the normal course of business less the estimated costs necessary to make the sale.

Operating equipment in circulation is valued at weighted average cost less estimated diminution in value on account of usage.

Shares held as Stock-in-trade are valued at cost or market value whichever is lower.

**g. Revenue Recognition**

Revenue is recognized to the extent that it is probable that the economic benefits will flow to the Company and the revenue can be reliably measured.

- i. Revenue from rendering of hospitality services is recognized when the related services are performed and billed to the customer.
- ii. Interest income is recognized on time proportion basis taking into account the amount outstanding and the rate applicable.
- iii. Dividend income from investments is recognized when the Company's right to receive payment is established.
- iv. Income from hiring of vehicles is recognized on accrual basis on the basis of agreed rate.

**h. Foreign Currency Transaction**

**Initial recognition**

Foreign currency transactions are recorded in the reporting currency, by applying to the foreign currency amount the exchange rate between the reporting currency and the foreign currency at the date of the transaction.

**Conversion**

Foreign currency monetary items are retranslated using the exchange rate prevailing at the reporting date. Non-monetary items, which are measured in terms of historical cost denominated in a foreign currency, are reported using the exchange rate at the date of the transaction. Non-monetary items, which are measured at fair value or other similar valuation denominated in a foreign currency, are translated using the exchange rate at the date when such value was determined.

**Exchange differences**

Exchange differences are recognized as income or as expenses in the period in which they arise.

**Income in Foreign Exchange**

The bills for services rendered are raised in Indian Rupees. The payment received in foreign currency against these bills is credited and accounted for at the rate / rates prevalent on the date of receipt of payment. The gains / losses arising out of fluctuation in the exchange rates are accounted for on realization.

**Expenses remittable in foreign exchange**

These are charged based on invoices (including for earlier years) as approved and accepted by the appropriate authorities as applicable.

**i. Retirement and other employee benefits**

Provision for gratuity and leave encashment are based on actuarial valuation as on the date of the Balance Sheet. The valuation is done by an independent actuary using the projected unit credit method.

All employees are covered under contributory provident fund benefit of a contribution of 12% of salary. It is a defined contribution scheme and the contribution is charged to the Profit and Loss Account of the year when the contributions to the respective funds are due. There are no obligations other than the contributions payable to the respective fund.

**j. Income Taxes**

Tax expense comprises current and deferred tax. Current income-tax is measured at the amount expected to be paid to the tax authorities in accordance with the Income-tax Act, 1961 enacted in India and tax laws prevailing in the respective tax jurisdictions where the Company operates. The tax rates and tax laws used to compute the amount are those that are enacted or substantively enacted, at the reporting date. Current income tax relating to items recognized directly in equity is recognized in equity and not in the statement of profit and loss.

Deferred income taxes reflect the impact of timing differences between taxable income and accounting income originating during the current year and reversal of timing differences for the earlier years. Deferred tax is measured using the tax rates and the tax laws enacted or substantively enacted at the reporting date. Deferred income tax relating to items recognized directly in equity is recognized in equity and not in the statement of profit and loss.

Deferred tax liabilities are recognized for all taxable timing differences. Deferred tax assets are recognized for deductible timing differences only to the extent that there is reasonable certainty that sufficient future taxable income will be available against which such deferred tax assets can be realized.

Deferred tax assets and deferred tax liabilities are offset, if a legally enforceable right exists to set-off current tax assets against current tax liabilities and the deferred tax assets and deferred taxes relate to the same taxable entity and the same taxation authority.

## **CONSOLIDATED FINANCIAL STATEMENTS**

### **Consolidated Notes to Financial Statements for the Year Ended 31st March 2015**

Minimum alternate tax (MAT) paid in a year is charged to the statement of profit and loss as current tax. The Company recognizes MAT credit available as an asset only to the extent that there is convincing evidence that the Company will pay normal income tax during the specified period, i.e., the period for which MAT credit is allowed to be carried forward. In the year in which the Company recognizes MAT credit as an asset in accordance with the Guidance Note on Accounting for Credit Available in respect of Minimum Alternative Tax under the Income-tax Act, 1961, the said asset is created by way of credit to the statement of profit and loss and shown as "MAT Credit Entitlement." The Company reviews the "MAT credit entitlement" asset at each reporting date and writes down the asset to the extent the Company does not have convincing evidence that it will pay normal tax during the specified period.

#### **k. Earnings Per Share**

Basic earnings per share are calculated by dividing the net profit or loss for the period attributable to equity shareholders (after deducting preference dividends and attributable taxes) by the weighted average number of equity shares outstanding during the period. Partly paid equity shares are treated as a fraction of an equity share to the extent that they are entitled to participate in dividends relative to a fully paid equity share during the reporting period. The weighted average number of equity shares outstanding during the period is adjusted for events such as bonus issue, bonus element in a rights issue, share split, and reverse share split (consolidation of shares) that have changed the number of equity shares outstanding, without a corresponding change in resources.

For the purpose of calculating diluted earnings per share, the net profit or loss for the period attributable to equity shareholders and the weighted average number of shares outstanding during the period are adjusted for the effects of all dilutive potential equity shares.

#### **l. Provisions**

A provision is recognized when the Company has a present obligation as a result of past event, it is probable that an outflow of resources embodying economic benefits will be required to settle the obligation and a reliable estimate can be made of the amount of the obligation. Provisions are not discounted to their present value and are determined based on the best estimate required to settle the obligation at the reporting date. These estimates are reviewed at each reporting date and adjusted to reflect the current best estimates.

#### **m. Contingent Liabilities**

A contingent liability is a possible obligation that arises from past events whose existence will be confirmed by the occurrence or non-occurrence of one or more uncertain future events beyond the control of the Company or a present obligation that is not recognized because it is not probable that an outflow of resources will be required to settle the obligation. A contingent liability also arises in extremely rare cases where there is a liability that cannot be recognized because it cannot be measured reliably. The Company does not recognize a contingent liability but discloses its existence in the financial statements.

#### **n. Cash and Cash Equivalents**

Cash and cash equivalents for the purposes of cash flow statement comprises cash at bank and in hand and short term investments with an original maturity of three months or less.

#### **o. Dividend**

Dividend recommended by the Board of Directors, if any, is provided for in the accounts pending shareholders approval.

#### **p. Principles of Consolidation**

The Consolidated Financial Statements have been prepared in accordance with Accounting Standard 21 (AS 21) "Consolidated Financial Statements".

The Consolidated Financial Statements comprise the financial statements of Asian Hotels (East) Limited and the following subsidiaries:-

<b>Name of the Company</b>	<b>Country of Incorporation</b>	<b>% of Holding as on 31-March 2015</b>
GJS Hotels Limited	India	100
Regency Convention Centre & Hotels Limited	India	58.99
Robust Hotels Private Limited	India	68.06

The Consolidated Financial Statements have been prepared on the following basis:

The Financial Statements of the Company and its subsidiaries companies have been combined on a line basis by adding together the book value of like items of assets, liabilities, income and expenses after fully eliminating intra group balances and intra group transactions, if any.

The Consolidated Financial Statements have been prepared using uniform accounting policies for like transactions and other events in similar circumstances.

Goodwill arising in Consolidated Financial Statements on consolidation of Financial Statements of the Company and its subsidiary companies have been capitalised and shown as part of fixed assets to the extent not impaired in the books of the Company.



**CONSOLIDATED FINANCIAL STATEMENTS**

**Consolidated Notes to Financial Statements for the Year Ended 31st March 2015**

4. Share Capital	Amount in ₹	
	As at 31st March 2015	As at 31st March 2014
<b>Authorised Shares</b>		
14,000,000 (Previous Year : 14,000,000) Equity Shares of ₹10/- each	<b>140,000,000</b>	140,000,000
1,000,000 (Previous Year : 1,000,000) Preference Shares of ₹10/- each	<b>10,000,000</b>	10,000,000
<b>Total</b>	<b>150,000,000</b>	150,000,000
<b>Issued, Subscribed and Paid-up</b>		
11,440,585 (Previous Year : 11,440,585) Equity Shares of ₹10/- each fully paid-up	<b>114,405,850</b>	114,405,850
	<b>114,405,850</b>	114,405,850

**4.1 Reconciliation of the number of shares outstanding at the beginning and at the end of the reporting period**

Equity Shares	As at 31st March 2015		As at 31st March 2014	
	No. of Shares	₹	No. of Shares	₹
At the beginning of the year	<b>11,440,585</b>	<b>114,405,850</b>	11,440,585	114,405,850
Issued during the year	—	—	—	—
Deducted during the year	—	—	—	—
<b>At the end of the year</b>	<b>11,440,585</b>	<b>114,405,850</b>	11,440,585	114,405,850

**4.2 Terms / rights attached to Equity Shares**

**Equity Shares**

The Company has one class of equity shares having a par value of ₹10 each. Each shareholder is eligible for one vote per share held. The dividend proposed by the Board of Directors is subject to the approval of the shareholders in the ensuing Annual General Meeting, except in case of interim dividend. In the event of liquidation, the equity shareholders are eligible to receive the remaining assets of the Company after distribution of all preferential amounts, in proportion to their shareholding.

**Preference Shares**

The rights, preferences and restrictions attached to the preference shares are in accordance with the provisions of the Companies Act, 2013, unless stated otherwise.

**4.3 Details of shareholders holding more than 5% of the aggregate shares in the Company**

Equity Shares	As at 31st March 2015		As at 31st March 2014	
	No. of Shares	% of Holding	No. of Shares	% of Holding
Saraf Industries Limited	<b>3,630,630</b>	<b>31.73</b>	3,630,630	31.73
Forex Finance Private Limited	<b>3,127,072</b>	<b>27.33</b>	3,127,072	27.33
Axis Bank Limited	<b>640,152</b>	<b>5.60</b>	641,695	5.61

**CONSOLIDATED FINANCIAL STATEMENTS**

**Consolidated Notes to Financial Statements for the Year Ended 31st March 2015**

	As at 31st March 2015	Amount in ₹ As at 31st March 2014
<b>5. Reserves and Surplus</b>		
<b>Capital Reserve</b>	<b>141,043</b>	141,043
<b>Capital Redemption Reserve</b> (for redeemed Non Conversion Preference Shares -NCPS)	<b>2,000,000</b>	2,000,000
<b>Securities Premium Account</b>	<b>14,612,822</b>	14,612,822
<b>General Reserve</b>		
Opening Balance	<b>6,432,174,116</b>	6,404,812,615
Add: Transferred from Statement of Profit & Loss	<b>15,000,000</b>	27,361,501
<b>Closing Balance</b>	<b>6,447,174,116</b>	6,432,174,116
<b>Surplus in the Statement of Profit and Loss</b>		
Opening Balance	<b>1,311,855,445</b>	1,454,538,880
Add: Profit for the Year	<b>(218,861,519)</b>	(74,765,085)
Less: Dividend Paid for Previous Year	—	3,768
Less: Appropriations-		
Accumulated Depreciation due to reclassification	<b>61,186,843</b>	—
Amount transferred to General Reserve	<b>15,000,000</b>	27,361,501
Proposed final dividend on equity shares*	<b>22,881,170</b>	34,321,755
Corporate Dividend Tax (including earlier years adjustment)	<b>4,658,068</b>	6,231,326
<b>Closing Balance</b>	<b>989,267,845</b>	1,311,855,445
<b>Total</b>	<b>7,453,195,826</b>	7,760,783,426

\* The Board of Directors at their meeting held on 28th May 2015 has recommended a final dividend of ₹ 2.00 per share (Previous Year ₹3.00 per share)

**CONSOLIDATED FINANCIAL STATEMENTS**

**Consolidated Notes to Financial Statements for the Year Ended 31st March 2015**

	As at 31st March 2015	Amount in ₹ As at 31st March 2014
<b>6. Long Term Borrowings</b>		
<b>Secured - Term Loans</b>		
<b>From IDBI Bank - Loan I (refer note 'a' &amp; 'b' below)</b>		
Gross Amount	—	1,729,123,866
Less: Repayable within one year	—	10,700,000
	—	1,718,423,866
<b>From IDBI Bank - Loan II (refer note 'a' &amp; 'b' below)</b>		
Gross Amount	—	250,000,000
Less: Repayable within one year	—	1,550,000
	—	248,450,000
<b>From HDFC Bank (refer note 'a' &amp; 'b' below)</b>		
Gross Amount	<b>1,500,000,000</b>	1,500,000,000
Less: Repayable within one year	<b>46,950,000</b>	9,300,000
	<b>1,453,050,000</b>	1,490,700,000
<b>From ICICI Bank (Refer Note 'c' below)</b>		
Gross Amount	<b>1,650,000,000</b>	—
<b>Total</b>	<b>3,103,050,000</b>	3,457,573,866

**a) Security Clause**

The above term loans are secured by pari passu charge by way of hypothecation of entire movable properties both present and future and equitable mortgage by way of deposit of title deeds of immovable properties together with buildings & structures, plant & machineries, furniture & fittings installed/to be installed thereon situated at 365 Anna Salai, Teynampet, Chennai in the state of Tamilnadu. Above securities are ranking pari passu for the Bank Guarantee facility of Rs. 15 Crores granted by IDBI Bank Limited. Further, the above term loans are also secured by second charge on all book debts, operating cash flows, revenues, commission and receivables of Robust Hotels Private Limited both present and future, ranking pari passu with each other. The Term Loan I and Term Loan II and Bank Guarantee of Rs. 15 Crore from IDBI Bank Ltd is further secured by corporate guarantee of Asian Hotels (East) Limited. The term loan from HDFC Limited is further secured by corporate guarantee of Forex Finance Private Limited.

**b) Terms of Repayment and Rate of Interest**

**i) IDBI Bank -Loan-I @ 13.70% p.a.: As per revised repayment schedule dated June 6, 2013, the loan is repayable in 32 Quarterly Installments being:**

2 quarterly installments of ₹ 1,07,00,000/- each commencing from January 1, 2015 and ending on April 1,2015,4 quarterly installments of ₹ 1,09,00,000/- each commencing from July 1, 2015 and ending on April 01, 2016,4 quarterly installments of Rs. 2,16,00,000/- each commencing from July 1, 2016 and ending on April 1, 2017, 3 quarterly installments of Rs.3,89,00,000/- each commencing from July 1, 2017 and ending on January 1, 2018 and 3 quarterly installments of ₹ 4,75,00,000/- each commencing from April 1, 2018 and ending on October 1,2018 , 6 quarterly installments of ₹ 6,13,00,000/- each commencing from January 1, 2019 and ending on April 1, 2020, 4 quarterly installments of ₹ 6,92,00,000/- each commencing from July 1, 2020 and ending on April 1, 2021, 4 quarterly installments of ₹ 10,32,00,000/- each commencing from July 1, 2021 and ending on April 1, 2022, 1 quarterly installment of ₹ 13,05,00,000/- on July 1, 2022 and last installment of ₹ 13,06,23,866/- on October 1, 2022.

**ii) IDBI Bank -Loan-II @ 12.50% p.a.: As per revised repayment schedule dated June 6, 2013, the loan is repayable in 32 Quarterly Installments being:**

2 quarterly installments of ₹ 15,50,000/- each commencing from January 1, 2015 and ending on April 1,2015,4 quarterly installments of ₹ 15,75,000/- each commencing from July 1, 2015 and ending on April 1, 2016,4 quarterly installments of ₹ 31,25,000/- each commencing from July 1, 2016 and ending on April 1, 2017 ,3 quarterly installments of ₹ 56,25,000/- each commencing from July 1, 2017 and ending on January 1,2018 and 3 quarterly installments of ₹ 68,75,000/- each commencing from April 1, 2018 and ending on October 1 ,2018 , 6 quarterly installments of ₹ 88,50,000/- each commencing from January 1,2019 and ending on April 1,2020 , 4 quarterly installments of ₹ 1,00,00,000/- each commencing from July 1,2020 and ending on April 1, 2021, 4 quarterly installments of ₹ 1,50,00,000/- each commencing from July 1,2021 and ending on April 1, 2022, 2 quarterly installments of ₹ 1,87,50,000/- commencing from July 1,2022 and ending on October 1,2022.

**iii) HDFC Limited @ 14.19% p.a.: The loan is repayable in 42 Quarterly Instalments being:**

2 Quarterly instalments of ₹ 93,00,000 each commencing from March 31, 2015 and ending on June 30, 2015, 4 Quarterly instalments of ₹ 94,50,000 each commencing from September 30, 2015 and ending on June 30, 2016, 4 Quarterly instalments of ₹ 1,50,00,000 each commencing from September 30, 2016 and ending on June 30, 2017, 4 Quarterly instalments of ₹ 1,95,00,000 each commencing from September 30, 2017 and ending on June 30, 2018, 4 Quarterly instalments of ₹ 2,53,50,000 each commencing from September 30, 2018 and ending on June 30, 2019, 4 Quarterly instalments of ₹ 3,09,00,000 each commencing from September 30, 2019 and ending on June 30, 2020, 4 Quarterly instalments of ₹ 3,75,00,000 each commencing from September 30, 2020 and ending on June 30, 2021, 4 Quarterly instalments of ₹ 4,50,00,000 each commencing from September 30, 2021 and ending on June 30, 2022 and 12 Quarterly instalments of ₹ 6,25,50,000 each commencing from September 30, 2022 and ending on June 30, 2025 as per revised Repayments Schedule letter dated August 16, 2012.

**c) The Company has borrowed ₹ 165 Crores from ICICI Bank Ltd. @ 10% p.a. for a period of 16 months against the securities of Debt Mutual Fund of ₹ 160,32,46,737/- (Refer Note 17)**

**CONSOLIDATED FINANCIAL STATEMENTS**

**Consolidated Notes to Financial Statements for the Year Ended 31st March 2015**

	As at 31st March 2015	Amount in ₹ As at 31st March 2014
<b>7. Deferred Tax Liabilities (net)</b>		
<b>Deferred tax liabilities :-</b>		
On Fiscal Allowances on Fixed Assets	<b>189,732,820</b>	230,634,937
Gross deferred tax liabilities	<b>189,732,820</b>	230,634,937
<b>Deferred tax assets :-</b>		
On Employees' separation and retirement etc.	<b>8,333,117</b>	6,614,247
On State and Central taxes etc.	—	663,016
On Provision for doubtful debts / advances	<b>1,016,250</b>	646,601
Other timing differences	<b>75,032</b>	138,199
Gross deferred tax assets	<b>9,424,399</b>	8,062,063
<b>Net Deferred Tax Liabilities</b>	<b>180,308,421</b>	222,572,874
<b>8. Other Long Term Liabilities</b>		
Trade Payable	<b>2,482,565</b>	5,792,650
Others -		
Security Deposit Received	<b>1,985,500</b>	1,355,000
Stale Cheque Liabilities	<b>61,904</b>	62,904
<b>Total</b>	<b>4,529,969</b>	7,210,554
<b>9. Long Term Provisions</b>		
Provision for employee benefits		
Provision for gratuity (refer note 30)	<b>16,169,623</b>	13,599,695
Provision for leave benefits (refer note 30)	<b>7,430,062</b>	12,341,561
<b>Total</b>	<b>23,599,685</b>	25,941,256
<b>10. Short Term Borrowings</b>		
<b>Unsecured</b>		
From Other parties - interest free borrowing repayable on demand	<b>4,615,784</b>	4,615,784
<b>Secured</b>		
Cash Credit		
– From IDBI Bank Limited (Interest Rate :12.75% p.a.) {Refer Note below}	<b>49,252,790</b>	49,246,984
<b>Total</b>	<b>53,868,574</b>	53,862,768

Secured by first charge by way of hypothecation of entire stocks of raw materials, semi finished and finished goods, consumables stores and spare parts including book debts, bills whether documentary or clean, outstanding monies receivable, both present and future and second charge by way of hypothecation of entire movable properties including movable machineries, tools & accessories present and future and further secured by second charge by way of Equitable Mortgage on Immovable property situated at 365, Anna Salai, Chennai - 600018 and by Corporate Guarantee of Asian Hotels (East) Limited.

**CONSOLIDATED FINANCIAL STATEMENTS**

**Consolidated Notes to Financial Statements for the Year Ended 31st March 2015**

	Amount in ₹	
	As at <b>31st March 2015</b>	As at 31st March 2014.
<b>11. Trade Payables</b>		
Trade Payable (including acceptances) (refer note 37 for details of dues to micro and small enterprise)	<b>330,155,472</b>	274,846,276
<b>Total</b>	<b>330,155,472</b>	274,846,276
<b>12. Other Current Liabilities</b>		
Advance from Customers	<b>31,728,345</b>	42,851,721
Current Maturities of Long Term Debt		
– From IDBI Bank -Loan I ( Refer Note No. 6 'b')	—	10,700,000
– From IDBI Bank -Loan II ( Refer Note No. 6 'b')	—	1,550,000
– From HDFC Bank ( Refer Note No. 6 'b')	<b>46,950,000</b>	9,300,000
Salary Payable	<b>7,240,396</b>	3,463,830
Unpaid Dividend	<b>3,525,777</b>	2,819,847
Interest accrued but not due	<b>616,716</b>	21,266,227
Interest accrued and due	<b>28,595,665</b>	42,342,408
Other Payables -		
Expenses Payable	<b>9,866,483</b>	10,259,136
Statutory Dues	<b>21,506,282</b>	19,882,816
Others	<b>44,350,099</b>	66,301,138
<b>Total</b>	<b>194,379,763</b>	230,737,123
<b>13. Short Term Provisions</b>		
<b>Provision for employee benefits -</b>		
Provision for gratuity (refer note 30)	<b>1,578,302</b>	477,338
Provision for leave benefits (refer note 30)	<b>526,041</b>	224,304
<b>Total (A)</b>	<b>2,104,343</b>	701,642
<b>Other provisions</b>		
Proposed equity dividend	<b>22,881,170</b>	34,321,755
Dividend tax	<b>4,658,068</b>	5,832,982
<b>Total (B)</b>	<b>27,539,238</b>	40,154,737
<b>Total (A+B)</b>	<b>29,643,581</b>	40,856,379

**CONSOLIDATED FINANCIAL STATEMENTS**  
**Consolidated Notes to Financial Statements for the Year Ended 31st March 2015**

Amount in ₹

**14. Fixed Assets**

Particulars	Gross Carrying Value				Depreciation				Net Carrying Value	
	Balance as at 1st April 2014	Additions during the year	Deduction during the year	Assets Written Off** during the year	Balance as at 31st March 2015	Balance as at 1st April 2014	Depreciation for the period	Deduction during the year	Balance as at 31st March 2015	Balance as at 31st March 2014
<b>Tangible Assets</b>										
Lease Hold Land*	327,623,729	11,586,975	—	—	339,210,704	—	—	—	339,210,704	327,623,729
Freehold Land	1,541,566,797	—	981,285	—	1,540,585,512	—	—	—	1,540,585,512	1,541,566,797
Buildings	4,079,141,351	24,797,197	—	—	4,103,938,548	271,580,262	65,076,799	—	3,767,281,487	3,807,561,089
Plant & Equipment	2,387,788,867	13,044,272	1,414,993	90,775,847	2,308,642,299	560,445,691	163,974,351	888,528	1,585,110,785	1,827,343,176
Furniture and Fixtures	756,835,449	5,665,564	313,505	1,432,504	760,755,004	262,898,128	75,529,598	297,829	422,625,106	493,937,321
Vehicles	13,925,487	—	—	484,943	13,440,544	10,405,433	938,438	—	2,096,673	3,520,054
Office Equipments	16,557,294	559,923	—	—	17,117,217	2,455,278	4,306,775	—	10,355,171	14,102,016
<b>Total</b>	<b>9,123,438,974</b>	<b>55,653,931</b>	<b>2,709,783</b>	<b>92,693,294</b>	<b>9,083,689,828</b>	<b>1,107,784,792</b>	<b>309,825,961</b>	<b>1,186,357</b>	<b>7,667,265,439</b>	<b>8,015,654,182</b>
<b>Previous Year</b>	<b>9,104,615,954</b>	<b>19,862,570</b>	<b>1,039,550</b>	<b>—</b>	<b>9,123,438,974</b>	<b>867,484,063</b>	<b>241,185,403</b>	<b>884,674</b>	<b>8,015,654,182</b>	
Capital Work-in-progress	39,239,182	4,817,811	25,175,470	—	18,861,523	—	—	—	18,861,523	39,239,182
Previous Year	19,537,747	31,428,871	11,727,436	—	39,239,182	—	—	—	39,239,182	19,537,747
<b>Intangible Assets</b>										
Softwares	36,597,112	—	—	—	36,597,112	12,952,994	5,327,540	—	18,280,534	23,644,118
Goodwill on Consolidation***	1,063,675,210	—	—	—	1,063,675,210	—	—	—	1,063,675,210	1,063,675,210
<b>Total</b>	<b>1,100,272,322</b>	<b>—</b>	<b>—</b>	<b>—</b>	<b>1,100,272,322</b>	<b>12,952,994</b>	<b>5,327,540</b>	<b>—</b>	<b>1,081,991,788</b>	<b>1,087,319,328</b>
Previous Year	1,098,274,549	1,997,773	—	—	1,100,272,322	6,033,556	6,919,438	—	1,087,319,328	1,092,240,993
<b>Total</b>	<b>10,282,950,478</b>	<b>60,471,742</b>	<b>27,885,253</b>	<b>92,693,294</b>	<b>10,202,843,673</b>	<b>1,120,737,786</b>	<b>315,153,501</b>	<b>1,186,357</b>	<b>8,768,138,750</b>	<b>9,142,212,692</b>
<b>Previous Year</b>	<b>10,222,428,250</b>	<b>53,289,214</b>	<b>12,766,986</b>	<b>—</b>	<b>10,282,950,478</b>	<b>873,517,619</b>	<b>248,104,841</b>	<b>884,674</b>	<b>9,142,212,692</b>	

\* Addition includes ₹ 1,12,87,191/- (Stamp Duty: ₹ 98,55,131/- & Registration Fees: ₹ 14,32,060/-) towards transfer of leasehold land at Kolkata from erstwhile Asian Hotels Limited to Asian Hotels (East) Limited

\*\* Refer Note 42

\*\*\* Goodwill represents the difference between the net assets of Subsidiary Companies as at the date of its becoming subsidiary of the Company and Company's investment therein as at that date.

**CONSOLIDATED FINANCIAL STATEMENTS**

**Consolidated Notes to Financial Statements for the Year Ended 31st March 2015**

	Amount in ₹	
	<b>As at 31st March 2015</b>	As at 31st March 2014
<b>15. Non-Current Investments</b>		
<b>Non Trade, Quoted, Fully Paid up</b>		
<b>In Bonds of Indian Railways Financial Corporation Limited</b>		
150,000 (Previous Year: 150,000) 8.23% Tax Free Bonds of ₹1000 each	<b>150,000,000</b>	150,000,000
<b>Non Trade, Unquoted, Fully Paid Up</b>		
<b>In Equity Shares</b>		
665,000 (Previous Year 630,000) Equity Shares of Maple Renewable Power Private Limited of ₹ 10/- each	<b>6,650,000</b>	6,300,000
<b>In Government Securities</b>		
– National Savings Certificate	<b>34,000</b>	29,000
<b>Total</b>	<b>156,684,000</b>	156,329,000
Aggregate Market Value of Quoted Investment	<b>150,000,000</b>	150,000,000
Aggregate amount of Unquoted Investment	<b>6,684,000</b>	6,329,000
Aggregate Provision for diminution in value of Investments	—	—
<b>16. Long Term Loans and Advances</b> (Unsecured, considered good)		
Capital Advance	<b>296,719</b>	—
Security Deposits	<b>34,298,769</b>	25,848,325
Advance for acquisition of shares from shareholders of Regency Convention Centre & Hotels Limited	<b>33,448,275</b>	33,448,275
Advances recoverable in cash or in kind	<b>84,770</b>	84,770
Other Loans and Advances:		
Advance Tax & TDS (Net of Provision for taxes ₹268,873,264 (Previous Year - ₹263,223,781))	<b>38,488,658</b>	34,819,997
MAT Credit Entitlement	<b>6,886,345</b>	6,886,345
<b>Total</b>	<b>113,503,536</b>	101,087,712

*Asian Hotels (East) Limited*

**CONSOLIDATED FINANCIAL STATEMENTS**

**Consolidated Notes to Financial Statements for the Year Ended 31st March 2015**

	Amount in ₹			
	As at 31st March 2015 No. of Shares	As at 31st March 2014 No. of Shares	As at 31st March 2015 ₹	As at 31st March 2014 ₹
<b>17. Current Investments</b>				
<b>Non-Trade, Quoted, fully paid-up In Equity Shares</b>				
(Face Value of ₹10 each, unless otherwise stated)				
Ahlcons Parenterals Limited	800	800	364,920	364,920
Apcotex Industries Limited (Face Value ₹5 each)	300	—	54,092	—
Arman Financial Services Ltd.	1,500	—	117,199	—
Ashapura Minechem Ltd (Face Value ₹2 each)	6,600	—	402,834	—
Atul Auto Limited (Face Value ₹5 each)	1,254	890	162,379	152,590
Capital First Limited	3,122	3,122	460,245	460,245
Cinemax Exhibition India Limited	—	1,227	—	170,591
DCM Shriram Ltd. (Face Value ₹2 each)	248	—	26,635	—
Dhanuka Agritech Limited (Face Value ₹2 each)	1,450	2,800	187,939	362,917
Finolex Cables Limited (Face Value ₹2 each)	—	981	—	74,683
Gateway Distriparks Limited	1,423	3,600	183,008	381,933
Glaxo Smithkline Pharmaceuticals Limited	—	28	—	72,050
Godrej Properties Ltd (Face Value ₹5 each)	1,050	—	233,589	—
Gujarat Pipavav Port Limited	6,872	6,872	386,770	386,770
Granules India Limited (Face Value ₹1 each)	5,650	—	468,495	—
Greenlam Industries Limited (Face Value ₹5 each)	825	—	102,006	—
Greenply Industries Limited (Face Value ₹5 each)	825	825	188,609	290,615
Indusind Bank Limited	1,177	1,177	460,561	460,561
Intec Capital Ltd.	747	—	63,495	—
IPCA Laboratories Ltd. (Face Value ₹2 each)	498	—	316,653	—
Jyothy Laboratories Limited (Face Value ₹1 each)	1,931	1,931	294,447	294,447
KCP Sugar & Industries Corporation Limited (Face Value ₹1 each)	—	17,365	—	286,517
KPIT Technologies Limited (Face Value - ₹2 each)	3,793	3,793	405,537	405,537
Mahindra & Mahindra Financial Services Limited (Face Value ₹2 each)	1,436	1,436	352,812	352,812
NRB Bearings Limited (Face Value ₹ 2 each)	—	5,682	—	181,540
Oriental Carbon & Chemicals Limited	3,364	3,364	341,527	341,527
Persistent Systems Limited	720	360	189,783	189,783
PTC India Financial Services Limited	5,640	—	276,736	—
PVR Limited	701	—	170,498	—
Redington India Limited (Face Value ₹ 2 each)	—	5,556	—	385,721
Selan Exploration Technology Limited	1,417	1,417	322,013	434,263
Shasun Pharmaceuticals Ltd (Face Value ₹ 2 each)	4,100	—	587,591	—
Shilpa Medicare Limited (Face Value ₹ 2 each)	1,524	1,274	373,410	264,475
Shriram Transport Finance Company Limited	969	969	547,692	547,692
SMS Pharmaceuticals Ltd	536	—	231,387	—
Snowman Logistics Ltd.	2,700	—	223,886	—
South Indian Bank Limited (Face Value ₹ 1 each)	8,530	12,000	168,705	237,334
Sterling Holiday Resorts India Ltd	6,960	—	686,702	—
Strides Arcolab Limited	1,247	1,247	472,123	472,123
Sunteck Realty Limited (Face Value ₹ 2 each)	1,755	1,755	437,960	461,237
Suprajit Engineering Limited (Face Value ₹1 each)	—	1,404	—	45,346
Take Solutions Limited (Face Value ₹1 each)	—	9,690	—	316,562
Technofab Engineering Limited	—	1,219	—	88,987
SQS India BFSI Limited	955	955	228,382	228,382
TTK Prestige Limited	—	70	—	200,189
Uniply Industries Limited	8,570	—	198,463	—
<b>Total</b>			<b>10,689,083</b>	8,912,349

(Market Value as on 31st March 2015 is ₹2,37,49,116/- (Previous Year - ₹1,21,65,268/-))



**CONSOLIDATED FINANCIAL STATEMENTS**

**Consolidated Notes to Financial Statements for the Year Ended 31st March 2015**

	<b>As at 31st March 2015 No. of Shares</b>	As at 31st March 2014 No. of Shares	<b>As at 31st March 2015 ₹</b>	Amount in ₹ As at 31st March 2014 ₹
<b>17. Current Investments (Contd.)</b>				
<b>Non -Trade ,Unquoted, fully paid-up</b>				
<b>In Mutual Funds</b>				
(Face Value of ₹10 each, unless otherwise stated)				
Birla Sun Life Floating Rate Long Term-DDR (Face Value ₹100 each)	—	1,129,063	—	113,352,493
DSP BlackRock Liquidity Fund-Inst.-DDR (Face Value ₹1000 each)	—	89,655	—	89,683,203
DSP BlackRock Short Term Fund Regular Plan- Growth*	<b>11,252,127</b>	11,252,127	<b>224,673,474</b>	224,673,474
DWS Short Maturity Fund - Regular Plan - Growth*	<b>8,101,478</b>	8,101,478	<b>170,650,337</b>	170,650,337
HDFC Income Fund - Growth*	<b>4,389,855</b>	4,389,855	<b>120,696,443</b>	120,696,443
HDFC Income Fund - Growth	<b>727,421</b>	727,421	<b>20,000,000</b>	20,000,000
HDFC Liquid Fund - DDR	<b>16,024</b>	11,949,393	<b>163,419</b>	121,862,234
ICICI Prudential Dynamic Bond Fund - (Growth)*	<b>11,208,615</b>	11,208,615	<b>150,297,441</b>	150,297,441
ICICI Prudential Fixed Maturity Plan-Series 68	<b>10,000,000</b>	10,000,000	<b>100,000,000</b>	100,000,000
Kotak Floater Long Term-DDR	—	4,869,657	—	49,085,170
Kotak Bond Scheme Plan A - Growth*	<b>21,903,566</b>	21,903,566	<b>742,783,504</b>	742,783,504
Kotak FMP Series 106-Growth	<b>7,341,116</b>	7,341,116	<b>73,411,160</b>	73,411,160
Pramerica Liquid Fund (Face Value ₹1000 each)	<b>357</b>	1,369	<b>526,675</b>	1,812,084
UTI Bond Fund-Growth Plan-Regular*	<b>5,544,223</b>	5,544,223	<b>194,145,538</b>	194,145,538
UTI Treasury Advantage Fund-Inst. Plan-DDR (Face Value ₹1000 each)	—	97,429	—	97,476,574
(Market Value as on 31st March 2015 is ₹ 2,122,505,822/- (Previous Year - ₹ 2,331,829,389/-))				
<b>Total (B)</b>			<b>1,797,347,991</b>	2,269,929,655
<b>Total (A+B)</b>			<b>1,808,037,074</b>	2,278,842,004
* Pledged against loan taken from ICICI Bank during the year (Refer Note 6)				
Basis of Valuation - Lower of Cost or Market Value on an individual investment basis				
Aggregate Amount of Quoted Investments			<b>10,689,083</b>	8,912,349
Aggregate Amount of Unquoted Investments			<b>1,797,347,991</b>	2,269,929,655
Aggregate amount of Adjustments to Carrying amount of Current Investments			<b>216,804</b>	406,588

*Asian Hotels (East) Limited*

**CONSOLIDATED FINANCIAL STATEMENTS**

**Consolidated Notes to Financial Statements for the Year Ended 31st March 2015**

	As at 31st March 2015	Amount in ₹ As at 31st March 2014
<b>18. Inventories</b>		
(Valued at cost or Net Realisable Value whichever is lower)		
Food, Liquor & Tobacco	<b>23,643,742</b>	20,772,215
Crockery, Cutlery, Silverware, Linen	<b>4,518,588</b>	3,937,672
General Stores and Spares	<b>3,420,788</b>	2,784,255
<b>Total</b>	<b>31,583,118</b>	27,494,142
<b>19. Trade Receivables</b>		
Outstanding for a period exceeding six months from the date they are due for payment		
Unsecured, Considered good	<b>11,650,672</b>	15,504,177
Doubtful	<b>2,936,459</b>	1,902,328
	<b>14,587,131</b>	17,406,505
Less: Provision for Doubtful Debts	<b>2,936,459</b>	1,902,328
	<b>(A)</b>	15,504,177
Other receivables		
Unsecured, Considered good	<b>(B)</b>	90,236,476
<b>Total (A+B)</b>	<b>77,642,373</b>	105,740,653
<b>20. Cash &amp; Bank Balances</b>		
<b>Cash and Cash Equivalents</b>		
Balance with banks (Refer Note 20.1)	<b>19,837,343</b>	25,221,039
Cash on hand (Including Stamps in Hand ₹189,673 (Previous Year ₹189,673))	<b>2,739,230</b>	2,561,613
Cheques on Hand	<b>415,836</b>	568,685
<b>Other Bank Balances</b>		
Fixed Deposits- under lien for cash credit limit / guarantee to Electricity Department	<b>20,000,000</b>	20,000,000
Fixed Deposit* (DSRA)(having maturity more than 12 months)	—	5,632,495
Margin Money Deposit (having maturity more than 12 months)	<b>15,356,496</b>	14,850,344
Fixed Deposit	—	22,337,474
Unpaid Dividend Accounts	<b>3,525,777</b>	2,819,847
<b>Total</b>	<b>61,874,682</b>	93,991,497
* under lien with Bank		
<b>20.1</b> The Company maintains a cash credit (secured against Fixed Deposit Receipt) and collection account with IDBI Bank Ltd. As at the reporting date, the Company has in aggregate an overall favourable balance.		
<b>21. Short Term Loans &amp; Advances</b>		
(Unsecured, Considered Good)		
Capital Advance	—	407,663
Advance to Related Parties (Refer Note 43)		
Chartered Hotels Private Limited	<b>349,310</b>	210,947
Forex Finance Private Limited	<b>532,000,000</b>	532,000,000
Juniper Hotels Private Limited	<b>297,378</b>	—
Chartered Hampi Hotels Pvt. Ltd.	<b>126,168</b>	—
Taragaon Regency Hotels Ltd.	<b>131,155</b>	—
Unison Hotels Pvt. Limited	<b>222,798</b>	—
Yak & Yeti Hotels Ltd.	<b>161,584</b>	—
Other loans and advances -		
Inter Corporate Deposits	<b>75,000,000</b>	75,000,000
Balances with Statutory Authorities	<b>11,156,120</b>	6,584,803
Advance to Suppliers & Other Parties	<b>19,167,340</b>	19,445,778
Prepaid Expenses	<b>7,914,019</b>	8,463,697
Stamp Duty Recoverable from Odisha Govt.	<b>14,000,000</b>	14,000,000
Advance to Employees	<b>749,940</b>	5,100
Others	<b>456,963</b>	2,434,150
<b>Total</b>	<b>661,732,775</b>	658,552,138

**CONSOLIDATED FINANCIAL STATEMENTS**

**Consolidated Notes to Financial Statements for the Year Ended 31st March 2015**

	<b>As at 31st March 2015</b>	Amount in ₹ As at 31st March 2014
<b>22. Other Current Assets</b>		
Prepaid Expenses	<b>9,769,044</b>	10,385,891
Interest accrued but not due	<b>12,129,164</b>	1,859,424
Interest accrued on Term Deposit	<b>153,158</b>	153,158
Interest accrued on Others	<b>2,006,395</b>	5,609,424
Service Tax	<b>19,260,851</b>	14,790,975
<b>Total</b>	<b>43,318,612</b>	32,798,872
<b>23. Revenue from Operations</b>		
Sale of Products		
Beverages, Wines and Liquor	<b>154,226,475</b>	152,052,945
Food and Smokes	<b>745,799,660</b>	665,485,874
	<b>900,026,135</b>	817,538,819
Less: Excise Duty	<b>676,986</b>	599,312
	<b>899,349,149</b>	816,939,507
Sale of Services		
Rooms	<b>878,032,261</b>	862,801,085
Banquet Income (Only Rental Portion)	<b>26,531,702</b>	24,245,254
Communication	<b>4,843,327</b>	18,144,682
	<b>909,407,290</b>	905,191,021
Other Operating revenue	<b>75,385,647</b>	74,432,816
<b>Total</b>	<b>1,884,142,086</b>	1,796,563,344
<b>24. Other Income</b>		
Interest Income from Non-Current Investments	<b>12,345,000</b>	1,826,383
Interest Income from Others	<b>15,228,538</b>	14,471,631
Dividend on Current Investment	<b>27,689,056</b>	47,146,798
Net Gain on Sale of Current Investments	<b>2,161,030</b>	100,703,538
Excess Provision Written Back	<b>1,832,093</b>	357,487
Liabilities Written Back	<b>1,148,300</b>	—
Miscellaneous Income	<b>636,700</b>	3,541,717
<b>Total</b>	<b>61,040,717</b>	168,047,554

**CONSOLIDATED FINANCIAL STATEMENTS**

**Consolidated Notes to Financial Statements for the Year Ended 31st March 2015**

	Year Ended 31st March 2015	Amount in ₹ Year Ended 31st March 2014
<b>25. Consumption of Provisions, Beverages, Smokes &amp; Others</b>		
Beverages, Wine & Liquor		
Opening Stock	<b>17,420,725</b>	18,205,122
Add : Purchases	<b>57,096,436</b>	39,833,606
	<b>74,517,161</b>	58,038,728
Less : Closing Stock	<b>20,177,071</b>	17,420,725
<b>(A)</b>	<b>54,340,090</b>	40,618,003
Food, Provisions, Other Beverages and Smokes		
Opening Stock	<b>3,351,490</b>	2,767,197
Add : Purchases	<b>209,440,671</b>	183,095,019
	<b>212,792,161</b>	185,862,216
Less : Closing Stock	<b>3,466,671</b>	3,351,490
<b>(B)</b>	<b>209,325,490</b>	182,510,726
Cost of Communication		
Cost of Calls	<b>2,002,189</b>	3,182,895
Lease Line Rentals	<b>4,704,998</b>	5,120,739
<b>(C)</b>	<b>6,707,187</b>	8,303,634
Cost of Guest Transportation		
Guest Transportation including fuel	<b>18,257,762</b>	14,513,820
Vehicle upkeep	<b>72,905</b>	78,803
<b>(D)</b>	<b>18,330,667</b>	14,592,623
<b>Total Cost of Consumption(A+B+C+D)</b>	<b>288,703,434</b>	246,024,986
<b>26. Employee Benefit Expenses</b>		
Salaries, Wages & Bonus	<b>298,924,158</b>	303,488,227
Contribution to Provident & other funds	<b>19,795,158</b>	19,910,805
Staff Welfare Expenses	<b>43,705,366</b>	40,646,082
Recruitment & Training	<b>5,473,341</b>	5,200,773
<b>Total</b>	<b>367,898,023</b>	369,245,887
<b>27. Finance Cost</b>		
Interest on		
– Term Loan	<b>503,827,831</b>	478,031,635
– Cash Credit	<b>6,289,716</b>	6,249,986
– TDS	<b>3,151,698</b>	1,500
– Others	<b>835,365</b>	27,987
Other Borrowing Cost	<b>1,647,826</b>	4,649,693
<b>Total</b>	<b>515,752,436</b>	488,960,801

**CONSOLIDATED FINANCIAL STATEMENTS**

**Consolidated Notes to Financial Statements for the Year Ended 31st March 2015**

	Year Ended 31st March 2015	Amount in ₹ Year Ended 31st March 2014
<b>28. Other Expenses</b>		
Contract Labour and Service	<b>93,058,993</b>	85,157,774
Room, Catering & other supplies	<b>73,427,736</b>	68,756,220
Linen & Operating equipments Consumption	<b>18,363,233</b>	24,394,090
Fuel, Power & Light	<b>219,931,413</b>	228,103,491
Repairs, Maintenance & Refurbishing*	<b>73,086,165</b>	73,934,667
Site Maintenance Charges	—	103,000
Satellite & Television Charges	<b>2,729,536</b>	4,956,003
Lease Rent	<b>17,900,408</b>	3,905,334
Rates & Taxes	<b>38,280,554</b>	36,293,337
Insurance	<b>6,259,803</b>	6,228,612
Directors' Sitting Fees	<b>740,000</b>	540,000
Legal & Professional Expenses	<b>13,038,507</b>	16,801,517
Payment to Auditors	<b>1,271,066</b>	1,228,906
Printing & Stationery	<b>6,041,217</b>	7,556,950
Travelling & Conveyance**	<b>15,055,442</b>	18,960,392
Communication Expenses	<b>1,969,750</b>	2,212,387
Technical Services	<b>42,670,169</b>	39,751,766
Advertisement & Publicity	<b>45,068,326</b>	50,344,199
Commission & Brokerage	<b>101,027,414</b>	101,433,829
CSR Expenditure	<b>6,000,000</b>	—
Charity & Donation	<b>31,000</b>	573,500
Net (Gain) / Loss on Foreign Currency Translation	<b>5,259,587</b>	10,299,343
Adjustments to Carrying Amount of Current Investments	<b>216,804</b>	406,588
Bank charges and Commission	<b>242,177</b>	379,431
Provision for Bad & Doubtful Debts	<b>1,241,389</b>	1,043,565
Loss on sale of Fixed Assets	<b>494,980</b>	117,446
Loss on sale of Current Investments	<b>23,274</b>	1,165,966
Interest on Wealth Tax	—	185,544
Filing Fees	<b>18,031</b>	11,667
Motor Car Expenses	<b>502,428</b>	404,714
Freight Charges	<b>300</b>	38,238
Miscellaneous	<b>6,626,175</b>	5,312,940
<b>Total</b>	<b>790,575,877</b>	790,601,416
* Repairs, Maintenance & Refurbishing includes		
Repairs & Maintenance - Building	<b>11,293,215</b>	12,654,457
Repairs & Maintenance - Plant & Machinery	<b>40,283,385</b>	40,476,138
Repairs & Maintenance - Others	<b>21,509,565</b>	20,804,072
** Travelling & Conveyance includes		
Travel of Directors	<b>1,024,197</b>	672,762

**CONSOLIDATED FINANCIAL STATEMENTS**

**Consolidated Notes to Financial Statements for the Year Ended 31st March 2015**

	Amount in ₹	
	<u>31st March 2015</u>	<u>31st March 2014</u>
<b>29. Earnings per share (Basic &amp; Diluted)</b>		
<b>A. Basic</b>		
(i) Profit / (Loss) for the period	<b>(218,861,519)</b>	(74,765,085)
(ii) Profit Available for Equity Shareholders	<b>(218,861,519)</b>	(74,765,085)
(iii) Weighted average number of Equity Shares of ₹10 each	<b>11,440,585</b>	11,440,585
(iv) Earnings / (Loss) per share	<b>(19.13)</b>	(6.54)
<b>B. Diluted</b>		
(i) Profit / (Loss) for the period	<b>(218,861,519)</b>	(74,765,085)
(ii) Profit Available for Equity Shareholders	<b>(218,861,519)</b>	(74,765,085)
(iii) Weighted average number of Equity Shares of ₹10 each	<b>11,440,585</b>	11,440,585
(iv) Earnings / (Loss) per share	<b>(19.13)</b>	(6.54)

**30. Gratuity and other post-employment benefit plans**

The Company has classified the various benefits provided to employees as under:-

a) Defined contribution plans

i. Provident fund

Contribution to Defined Contribution Plans, recognized as expense for the year is as under:-

<b>Particulars</b>	<u>31st March 2015</u>	<u>31st March 2014</u>
Employer's Contribution to provident Fund	<b>6,372,787</b>	6,824,504
Employer's Contribution to Pension Scheme	<b>2,738,581</b>	2,042,009

b) Defined benefit plans

i. Contribution to Gratuity fund

ii. Compensated absences Earned leave

In accordance with Accounting Standard 15 (revised 2005), actuarial valuation was done in respect of the aforesaid defined plans based on the following assumptions:-

**Economic Assumptions**

The discount rate and salary increases assumed are key financial assumptions and should be considered together; it is the difference or 'gap' between these rates which is more important than the individual rates in isolation.

**Discount Rate**

The discounting rate is based on the gross redemption yield on medium to long-term risk free investments. For the current valuation a discount rate of 7.80 % p.a. compound, has been used.

**Salary Escalation Rate**

The salary escalation rate usually consists of at least three components, viz. Regular increments, price inflation and promotional increases. In addition to this any commitments by the management regarding future salary increases and the Company's philosophy towards employee remuneration are also to be taken into account. Again a long- term view as to the trend in salary increase rates has to be taken rather than be guided by the escalation rates experienced in the immediate past, if they have been influenced by unusual factors.

**i. Change in benefit obligations:**

<b>Particulars</b>	<b>Gratuity (Unfunded)</b>		<b>Compensated absences Earned leave (Unfunded)</b>	
	<u>31st March 2015</u>	<u>31st March 2014</u>	<u>31st March 2015</u>	<u>31st March 2014</u>
Present value of obligations as at the beginning of the year	<b>14,077,033</b>	10,675,665	<b>9,153,751</b>	8,670,365
Current service cost	<b>3,801,823</b>	4,113,605	<b>1,851,899</b>	1,637,370
Interest cost	<b>1,136,138</b>	904,256	<b>657,672</b>	334,616
Benefit Paid	<b>(3,695,572)</b>	(1,354,935)	<b>(3,505,302)</b>	(685,571)
Actuarial (gain)/ loss on obligation	<b>2,276,257</b>	(261,558)	<b>(2,981,962)</b>	(803,029)
<b>Present value of obligations as at the year end</b>	<b>17,595,679</b>	14,077,033	<b>5,176,058</b>	9,153,751
Current liability	<b>1,578,302</b>	477,338	<b>526,041</b>	224,304
Non-Current liability	<b>16,017,377</b>	13,599,695	<b>4,650,017</b>	8,929,447
<b>Total</b>	<b>17,595,679</b>	14,077,033	<b>5,176,058</b>	9,153,751

**CONSOLIDATED FINANCIAL STATEMENTS**

**Consolidated Notes to Financial Statements for the Year Ended 31st March 2015**

Amount in ₹

**ii. Expenses recognised in the Statement of Profit and Loss :**

Particulars	Gratuity (Unfunded)		Compensated absences Earned leave (Unfunded)	
	31st March 2015	31st March 2014	31st March 2015	31st March 2014
Current Service Cost	<b>3,801,823</b>	4,113,605	<b>1,851,899</b>	1,637,370
Interest Cost	<b>1,136,138</b>	904,256	<b>657,672</b>	334,616
Actuarial (Gain) / loss recognized during the year	<b>2,276,257</b>	(261,558)	<b>(2,981,962)</b>	(803,029)
<b>Expenses recognised in Statement of Profit and Loss</b>	<b>7,214,218</b>	4,756,303	<b>(472,391)</b>	1,168,957

**iii. Principal Actuarial assumptions:**

Particulars	Refer Note below	Year ended 31.03.2015	Year ended 31.03.2014
Discount rate (p.a.)	1	<b>7.80%</b>	8.50%
Salary Escalation Rate (p.a.)	2	<b>7.00%</b>	8.00%

**Notes:**

1. The discount rate is based on the prevailing market yields of Indian Government securities as at the balance sheet date for the estimated term of obligations.
2. The estimates of rate of escalation in salary considered in actuarial valuation, take into account inflation, seniority, promotion and other relevant factors including supply and demand in the employment market.
3. The gratuity plan and earned leave is unfunded.

Demographic assumptions:

- a. Retirement age : 58 years
- b. Mortality rate : Published rates under LIC (1994-96) mortality table.

**31. C.I.F. Value of Imports:**

	31st March 2015	31st March 2014
Stores & Spares	<b>2,757,789</b>	2,419,681
Capital Goods	<b>2,857,954</b>	1,169,738
Beverages through canalizing agencies	<b>7,512,434</b>	13,930,196
<b>Total</b>	<b>13,128,177</b>	17,519,616

**32. Expenditure in Foreign Currency (on payment basis)**

Technical Services	<b>39,674,540</b>	37,399,770
Commission & Brokerage	<b>62,987,552</b>	70,711,329
Training & Recruitment	<b>2,213,179</b>	1,704,853
Travelling Expenses	<b>440,154</b>	—
Professional & Consultancy	<b>676,711</b>	999,763
Business Promotion and Advertisement	<b>1,478,859</b>	2,733,895
Repair and Maintenance	<b>4,898,636</b>	5,191,218
Staff Welfare	<b>407,998</b>	328,630
Cost of Supplies	<b>223,483</b>	173,000
Others	<b>5,893,408</b>	6,693,182

**33. Earnings in Foreign Currency (on receipt basis)**

**664,522,010** 757,651,153

**34. The Company has paid dividend in respect of shares held by Non-Residents.**

The total amount remitted in this respect is given herein below:-

Number of Non Resident Shareholders	<b>595</b>	627
Number of Equity Shares held by them	<b>4,614,393</b>	4,507,862
Amount of Dividend Paid	<b>13,843,179</b>	20,285,453
Year to which Dividend Relates	<b>2013-14</b>	2012-13

## CONSOLIDATED FINANCIAL STATEMENTS

### Consolidated Notes to Financial Statements for the Year Ended 31st March 2015

Amount in ₹

#### 35. Leases:

The Company has entered into Operating lease agreements for letting out space. The lease agreements are made for specific period as per agreement. Lease payments received recognized in the Statement of Profit & Loss for the year ended amounted to Rs. 5,255,511/-.

The future Payments for operating lease are as follows:

	<b>31st March 2015</b>	31st March 2014
Not Later than 1 year	<b>1,998,048</b>	2,184,022
Later than one year and not later than five years	<b>1,880,450</b>	2,338,312
Later than five years	<b>1,353,000</b>	1,590,000

The Company has entered into leave & license agreement for premises. The lease agreements are made for specific period as per agreement. Lease payments paid are recognized in the Statement of Profit & Loss for the year ended amounted to Rs. 15,000,000/-.

The future Payments for operating lease are as follows:

	<b>31st March 2015</b>	31st March 2014
Not Later than 1 year	<b>18,000,000</b>	—
Later than one year and not later than five years	<b>3,000,000</b>	—
Later than five years	—	—

36. As the Group is engaged in only one segment of Hotel Business, the disclosure requirements of Accounting Standard (AS-17) on "Segment Reporting" are not applicable. Further the Group operates only in India, hence additional information under geographical segment is also not applicable.

37. The disclosures relating to Micro, Small & Medium Enterprises Development Act, 2006 are as under :-

- The amount due to Micro and Small Enterprises as defined in "The Micro, Small and Medium Enterprises Development Act, 2006" has been determined to the extent such parties have been identified on the basis of information collected by the management. This has been relied upon by the Auditors.
- The disclosures relating to Micro and Small Enterprises are as under :-

	<b>31st March 2015</b>	31st March 2014
The principal amount remaining unpaid to supplier as at the end of the accounting year.	<b>335,420</b>	463,615
The interest due thereon remaining unpaid to Supplier as at the end of the accounting year.	<b>NIL</b>	NIL
The amount of interest paid in terms of Section 16 alongwith the amount of payment made to the Supplier beyond the appointed day during the year.	<b>NIL</b>	NIL
The amount of interest due and payable for the period of delay in making payment (which have been paid but beyond the appointed day during the year) but without adding interest specified under this Act.	<b>NIL</b>	NIL
The amount of interest accrued during the year and remaining unpaid at the end of the accounting year.	<b>NIL</b>	NIL
The amount of further interest due and payable even in the succeeding year, until such date when interest dues as above are actually paid.	<b>NIL</b>	NIL

#### 38. Contingent Liabilities :

Bank Guarantee	<b>350,000,000</b>	126,593,275
Letter of Credit issued by IDBI Bank Ltd. in favour of West Bengal Electricity Distribution Company Limited	<b>8,000,000</b>	6,000,000
Service Tax under the Finance Act, 1994 pertaining to prior to F.Y. 2004-05	<b>4,374,245</b>	4,374,245
Service Tax under the Finance Act, 1994 pertaining to F.Y. 2003-04 to F.Y. 2006-07	<b>59,09,585</b>	10,217,937
Service Tax under the Finance Act, 1994 pertaining to F.Y. 2007-08 to F.Y. 2009-10	<b>26,753,749</b>	26,753,749
Service Tax under the Finance Act, 1994 pertaining to F.Y. 2008-09 to F.Y. 2012-13	<b>1,30,28,999</b>	—
ESIC under the Employees' State Insurance Act, 1948 pertaining to F.Y. 2004-05	<b>2,180,235</b>	2,180,235
Income Tax under the Income Tax Act, 1961 for the F.Y. 2011-12 (the Company has preferred an appeal against the demand)	<b>16,906,870</b>	—
Others	<b>36,44,056</b>	—
<b>Commitments</b>		
Export Obligation in respect of EPCG Licenses	<b>1,037,047,479</b>	1,037,047,479

#### 39. Payment to Auditors

Statutory Audit Fees	<b>875,000</b>	850,562
Tax Audit Fees	<b>225,000</b>	200,000
Fees for other services	<b>69,830</b>	97,170
Reimbursement of Expenses	<b>55,000</b>	81,174



## **CONSOLIDATED FINANCIAL STATEMENTS**

### **Consolidated Notes to Financial Statements for the Year Ended 31st March 2015**

- 40.** As on date, the Company holds 91,652 Equity shares of ₹10 each of its subsidiaries, Regency Convention Centre and Hotels Limited (RCC), representing 58.99% of the paid up capital of RCC. Apart from the above, the Company had also made an advance of ₹33,448,275/- for acquiring further shares of RCC from their existing shareholders and paid advances to Regency Convention Centre and Hotels Limited amounting to ₹12,119,474/- up to the Balance Sheet date which has been disclosed as Short Term Loans and Advances.

The principal assets of Regency Convention Centre and Hotels Limited comprise of an interest in a parcel of land at Mumbai, such interest being the subject matter of dispute pending in the Bombay High Court. However Regency Convention Centre and Hotels Limited, has a reasonable chance of winning the ongoing legal dispute. Such assets form part of the Company's undertaking at book values. Meanwhile the authorities have offered alternate land and negotiations on commercial terms are in progress. Consequently in view of the above, no impairment is considered necessary.

As per the terms of agreement with the Regency Convention Centre and Hotels Limited and its shareholders, the Company has to make additional payment for acquiring the balance shares of Regency Convention Centre and Hotels Limited, the amount of which is unascertainable and dependent on the outcome of the dispute pending in the Bombay High Court.

- 41.** During the year Robust Hotels Private Limited (Subsidiary Company) has incurred loss of ₹5410.86 lacs. The loss is mainly attributable to the long gestation period of Robust Hotels Private Limited due to its size and scale and the Company is hopeful of improvement in the consolidated results in coming years.
- 42.** The useful life of fixed assets has been revised in accordance with the Schedule II of the Companies Act 2013. The impact of change in useful life of fixed assets on depreciation expense for the year ended amounts to ₹ 76,177,628; and on opening balance of general reserve amounts to ₹61,186,843 (net of Deferred Tax).

Had the Company continued to use the earlier policy of depreciating fixed assets, the Profit for the current year would have been higher by ₹76,177,628.

- 43.** In accordance with the Accounting Standard on " Related Party Disclosures" (AS-18), the disclosures in respect of Related Parties and transactions with them are as follows: -

#### **Related Party Disclosures**

##### **(i) List of Related Parties**

(a) Key Management Personnel :

- |                       |                   |
|-----------------------|-------------------|
| (i) Radhe Shyam Saraf | (iii) Umesh Saraf |
| (ii) Arun Kumar Saraf | (iv) A Srinivasan |

(b) Entities over which directors or their relatives can exercise significant influence/control :

- |   |   |
|---|---|
| (i) Unison Hotels Private Limited             | (xi) Footsteps of Buddha Hotels Private Limited |
| (ii) Unison Hotels South Private Limited      | (xii) Juniper Hotels Private Limited            |
| (iii) Juniper Investments Limited             | (xiii) Samra Importex Private Limited           |
| (iv) Vedic Hotels Limited                     | (xiv) Forex Finance Private Limited             |
| (v) Nepal Travel Agency Pvt. Ltd., Nepal      | (xv) Sara International limited, Hong Kong      |
| (vi) Yak & Yeti Hotels Limited, Nepal         | (xvi) Sara Hospitality Limited, Hong Kong       |
| (vii) Chartered Hotels Private Limited        | (xvii) Saraf Hotels Limited, Mauritius          |
| (viii) Chartered Hampi Hotels Private Limited | (xviii) Saraf Investments Limited, Mauritius    |
| (ix) Blue Energy Private Limited              | (xix) Saraf Industries Limited, Mauritius       |
| (x) Unison Power Limited                      | (xx) Taragaon Regency Hotels Limited, Nepal     |

**CONSOLIDATED FINANCIAL STATEMENTS**

**Consolidated Notes to Financial Statements for the Year Ended 31st March 2015**

Amount in ₹

**(ii) Details of Transactions with Related Parties during the year :**

Transactions during the year	Key Management Personnel		Entities Controlled by Directors or their Relatives		Total	
	2014-15	2013-14	2014-15	2013-14	2014-15	2013-14
<b>Dividend Paid</b>						
Forex Finance Private Limited			9,381,216	14,071,824	<b>9,381,216</b>	<b>14,071,824</b>
Saraf Industries Limited			10,891,890	16,337,835	<b>10,891,890</b>	<b>16,337,835</b>
Radhe Shyam Saraf	1,715,790	2,573,685	-	-	<b>1,715,790</b>	<b>2,573,685</b>
<b>Sale of Service and Scrap Sales</b>						
Chartered Hotels Private Limited	-	-	-	12,366	-	<b>12,366</b>
Juniper Hotels Private Limited	-	-	174,532	-	<b>174,532</b>	-
Taragaon Regency Hotels Limited	-	-	126,301	-	<b>126,301</b>	-
Chartered Hampi Hotels Private Limited	-	-	129,012	-	<b>129,012</b>	-
<b>Expenses incurred including reimbursement of expenses</b>						
Taragaon Regency Hotels Limited	-	-	540,511	-	<b>540,511</b>	-
Chartered Hotels Private Limited	-	-	249,995	149,036	<b>249,995</b>	<b>149,036</b>
Unison Hotels Private Limited	-	-	342,717	333,010	<b>342,717</b>	<b>333,010</b>
Juniper Hotels Private Limited	-	-	837,805	328,309	<b>837,805</b>	<b>328,309</b>
Chartered Hampi Hotels Private Limited	-	-	334,060	79,073	<b>334,060</b>	<b>79,073</b>
<b>Managerial Remuneration</b>						
Mr. Arun Kumar Saraf	10,836,000	12,931,000	-	-	<b>10,836,000</b>	<b>12,931,000</b>
Mr. Umesh Saraf	12,096,000	12,931,000	-	-	<b>12,096,000</b>	<b>12,931,000</b>
Mr. A Srinivasan	4,606,004	4,970,087	-	-	<b>4,606,004</b>	<b>4,970,087</b>

Closing Balance as on 31st March, 2015	Key Management Personnel		Entities Controlled by Directors or their Relatives		Total	
	2014-15	2013-14	2014-15	2013-14	2014-15	2013-14
<b>Loans and Advances given to</b>						
Forex Finance Private Limited	-	-	532,000,000	532,000,000	<b>532,000,000</b>	<b>532,000,000</b>
<b>Corporate Guarantee given by in favour of Robust Hotles Pvt. Ltd.</b>						
Forex Finance Private Limited	-	-	1,500,000,000	1,500,000,000	<b>1,500,000,000</b>	<b>1,500,000,000</b>
<b>Trade Payables</b>						
Chartered Hampi Hotels Private Limited	-	-	-	9,529	-	<b>9,529</b>
<b>Other Payables</b>						
Chartered Hotels Private Limited	-	-	-	270,386	-	<b>270,386</b>
Juniper Hotels Private Limited	-	-	77,599	-	<b>77,599</b>	-
Unison Hotels Private Limited	-	-	217,426	326,415	<b>217,426</b>	<b>326,415</b>
<b>Trade Receivale</b>						
Chartered Hampi Hotels Private Limited	-	-	133,650	-	<b>133,650</b>	-
Taragaon Regency Hotels Limited	-	-	318,762	-	<b>318,762</b>	-
Chartered Hotels Private Limited	-	-	349,310	210,947	<b>349,310</b>	<b>210,947</b>
Juniper Hotels Private Limited	-	-	297,378	-	<b>297,378</b>	-
Yak & Yeti Hotels Ltd.	-	-	222,798	-	<b>222,798</b>	-
Unison Hotels Private Limited	-	-	161,584	-	<b>161,584</b>	-

44. In the opinion of the Board all the assets of the Company have a value on realization in ordinary course of business atleast equal to the amount at which they are stated. Therefore, the Company has not recognised any loss on impairment in respect of any of the assets of the Company. In respect of subsidiaries, such decision is based on the audited accounts of the subsidiaries.

## CONSOLIDATED FINANCIAL STATEMENTS

### Consolidated Notes to Financial Statements for the Year Ended 31st March 2015

45. In respect of the scheme of amalgamation of the Company with Forex Finance Private Limited, a promoter body corporate, the Court convened meeting was held approving the amalgamation and the Company has subsequently filed petition to Hon'ble High Court of Calcutta for sanction of the scheme. Presently the scheme of amalgamation is pending for hearing in the Hon'ble High Court of Calcutta. Post sanction of scheme of amalgamation, Robust Hotels Private Limited, owner of Hyatt Regency Chennai, will be a wholly owned subsidiary of the Company; partially by having direct holding and balance through GJS Hotels Limited (wholly owned subsidiary of the Company).

46. Additional Information as required under Schedule III to the Companies Act, 2013 of Enterprises Consolidated as Subsidiary :-

Particulars	Net Assets i.e. total assets minus total liabilities		Share in Profit or Loss	
	As a % of Consolidated Net Assets	Amount (₹)	As a % of Consolidated Profit / (Loss)	Amount (₹)
<b>PARENT</b>				
Asian Hotels (East) Limited	111.96%	8,503,769,030	-68.69%	150,344,579
<b>SUBSIDIARIES</b>				
GJS Hotels Limited	31.10%	2,362,075,291	0.39%	(860,079)
Regency Convention Centre & Hotels Limited	0.01%	1,065,129	0.06%	(141,015)
Robust Hotels Private Limited	40.72%	3,092,817,371	247.23%	(541,085,563)
<b>Minority Interest in all subsidiaries</b>	3.10%	235,377,779	-78.99%	(172,880,559)

47. Previous Year figures have been regrouped / reclassified, wherever necessary to confirm to current year's classification.

48. There is no other additional material information required to be disclosed pursuant to the provisions of the Companies Act, 2013, Schedule III to the Companies Act, 2013, Companies (Accounting Standards) Rules, 2015 and other material applicable enactments, circulars, orders, notifications etc.

As per our report of even date

For and on behalf of the Board of Directors

For **S. S. Kothari Mehta & Co.**

Chartered Accountants

Firm Registration No.: 000756N

**K K Tulshan**

Partner

Membership No. 085033

Place : Kolkata

Date : 28th May 2015

**Arun K Saraf**

Joint Managing Director

**Umesh Saraf**

Joint Managing Director

**A. C. Chakrabortti**

Director

**Rama Shankar Jhawar**

Director

**Padam Kumar Khaitan**

Director

**Rita Bhimani**



Director

**Bimal K Jhunjunwala**

CFO & Vice President - Corporate Finance

**Saumen Chattopadhyay**

Chief Legal Officer & Company Secretary



---

## **Asian Hotels (East) Limited**

Registered Office : Hyatt Regency Kolkata,  
JA-1, Sector - III, Salt Lake City,  
Kolkata - 700 098, West Bengal, India