

ADOR WELDING LIMITED



REGD. & CORPORATE OFFICE
Ador House, 6, K. Dubash Marg, Fort,
Mumbai - 400 001-16 India. G.P.O. Box No. 1546
Phone : (022) 2284 2525 / 6623 9300
Fax : (022) 2287 3083 Email: cmo@adorians.com
Website : www.adorwelding.com
Corporate Identity No: L70100MH1951PLC008647

AWL/SEC/SE/2017-18

06th September, 2017

BSE LTD.

Phiroze Jeejeebhoy Towers,
01st Floor, Dalal Street,
Fort,
Mumbai - 400 023.

NATIONAL STOCK EXCHANGE OF INDIA LTD.

Exchange Plaza, C - 1, Block G,
Bandra-Kurla Complex,
Bandra (E),
Mumbai - 400 051.

Company Scrip Code: 517041

Company Scrip Code: ADORWELD

Dear Sirs,

Sub: Submission of 64th Annual Report for FY 2016-17

We wish to inform that the 64th Annual General Meeting (AGM) of our Company was held on Thursday, 31st August, 2017. Pursuant to Regulation 34 of SEBI (Listing Obligations and Disclosure Requirements) Regulations, 2015, we are enclosing herewith 64th Annual Report for FY 2016-17.

The said Annual Report is also uploaded on the Company website on www.adorwelding.com.

We hereby request you to take the above information on record and acknowledge receipt.

Thanking you,

Yours Sincerely,
For **ADOR WELDING LIMITED**

A handwritten signature in blue ink, appearing to read "V. M. Bhide", written over a blue horizontal line.

V. M. BHIDE
COMPANY SECRETARY



Encl.: As Above



DEFINING THE FUTURE

**64TH ANNUAL REPORT
2016-17**



ADOR WELDING LIMITED

WELDERS TO THE NATION SINCE 1951



ADOR WELDING LIMITED

REGISTERED & CORPORATE OFFICE

Ador House, 6, K. Dubash Marg,
Fort, Mumbai 400 001-16,
Maharashtra, India.
Tel : +91 22 6623 9300, 2284 2525
Fax : +91 22 2287 3083
E-mail : investorservices@adorians.com

PLANTS Consumables

Silvassa

Survey No. 59 / 11 / 1,
Khanvel Road, Masat, Silvassa 396 230,
U.T. of Dadra & Nagar Haveli, India.
Tel : +91 260 2632 287, 3258 843, 2604 477
Fax : +91 260 2632 776
E-mail : silvassa.plant@adorians.com

Raipur

Industrial Estate, Bilaspur Road,
Raipur 493 221,
Chhattisgarh, India.
Tel : +91 771 6452 201
Fax : +91 771 6542 201
E-mail : rpr.plant@adorians.com

Chennai

Melakottiyur, via Vandalur,
Chennai 600 048, Tamil Nadu, India.
Tel : +91 44 2747 7116

Equipment & Project Engineering

Chinchwad, Pune

Survey No. 147/2B, Akurdi,
Near Khandoba Mandir, Chinchwad,
Pune 411 019, Maharashtra, India.
Tel : +91 20 4070 6000
Fax : +91 20 4070 6001
E-mail : chinchwad.plant@adorians.com
cmo@adorians.com

BOARD OF DIRECTORS, EXECUTIVE MANAGEMENT TEAM, BANKERS, AUDITORS, SOLICITORS AND RTA

Board of Directors

Ms. A. B. Advani
Executive Chairman

Mr. S. M. Bhat
Managing Director

Mrs. N. Malkani Nagpal
Whole-Time Director

Mr. R. A. Mirchandani
Director

Mr. A. T. Malkani
Director

Mr. D. A. Lalvani
Director

Mr. M. K. Maheshwari
Director

Mr. P. K. Gupta
Director

Mr. R. N. Sapru
Director

Mr. K. Digvijay Singh
Director

Mr. G. M. Lalwani
Director

Mr. S. G. Mirchandani
Director

Executive Management Team

Mr. S. M. Bhat

Mr. G. A. Patkar

Mr. S. S. Bhoi

Mr. V. M. Bhide

Mr. A. R. Vilekar

Mr. Manoj Pandey

Mr. Rajendra Nath

Mr. Vineet Bansal

Mr. S. Ajay Kumar

Mr. S. K. Palit

Mr. S. A. Deshpande

Company Secretary

Mr. V. M. Bhide

Registered Office

Ador House,
6, K. Dubash Marg, Fort,
Mumbai 400 001-16,
Maharashtra, INDIA.
Tel : +91 22 6623 9300, 2284 2525
Fax : +91 22 2287 3083
Web : www.adorwelding.com
E-mail : investorservices@adorians.com,
cmo@adorians.com

Corporate Identification Number

L70100MH1951PLC008647

Bankers

HDFC Bank
Bank of Baroda
Kotak Mahindra Bank

Statutory Auditors

Walker Chandiook & Co. LLP,
Chartered Accountants
Mumbai

Cost Auditors

Kishore Bhatia & Associates
Cost Accountants
Mumbai

Secretarial Auditors

N. L. Bhatia & Associates
Company Secretaries
Mumbai

Internal Auditors

Kirtane & Pandit LLP,
Chartered Accountants
Pune

Solicitors

Nanu Hormasjee & Co.,
Mumbai

Registrar & Share Transfer Agent (RTA)

Sharex Dynamic (I) Pvt. Ltd,
Unit No. 1, Luthra Industrial Premises,
Andheri Kurla Road,
Safed Pool, Andheri (East),
Mumbai 400 072,
Maharashtra, INDIA.
Tel : +91 22 2851 5606, 44, 6338
Fax : +91 22 2851 2885
Web : www.sharexindia.com
E-mail : sharexindia@vsnl.com

Board of Directors

We care for the well-being of all our stakeholders and we are ethical & responsible in our approach towards business.



Ms. A. B. Advani
Executive Chairman

- A Science Graduate (Hons) from University of Sussex and has also done Owners Management Programme from Harvard Business School and Strategic Financial Planning from IIM, Ahmedabad
- Associated with Ador Welding Limited for over 40 years
- Associated as Chairman and Whole-time Director of the Company since 1999
- Re-designated as the Executive Chairman of the Company w.e.f. 1st May, 2004
- Area of expertise - General Management and Strategic Financial Planning



Mr. S. M. Bhat
Managing Director

- A Bachelor in Production Engineering from VJTI of 1983 batch, he has done his post-graduation in International Marketing and Finance from International Management Institute (IMI) New Delhi, which is affiliated with Institute of Management Development (IMD), Geneva
- Nominated for Indirect Taxation Committee of Association of India Automobile Manufacturers (AIAM), Bombay Chamber of Commerce & Industry (BCCI)
- Associated with M/s. Mahindra & Mahindra (M&M) from 1983 to 2006 and M/s. Schuler India Pvt. Ltd. from October 2006 to 2008
- Currently also holding honorary post of Secretary to Association of Welding Products Manufacturers (AWPM) which promotes safety practices within user industry and Skill development for the Industry
- Core team member of CII on welding Industry



Mrs. N. Malkani Nagpal
Whole-Time Director

- MBA, with specialisation in Finance from Imperial College, UK; attained B.Sc. in Business & Economics from Lehigh University, PA, USA
- Formerly associated with Alliance Capital Asset Management in New York
- Over 19 years of experience in Financial Management of Ador Welding Limited and Ador Group of Companies
- Presently heads Ador Group's parent Company, M/s. J.B. Advani & Co. Private Limited and is actively involved in new e-business initiatives of the group



Mr. R. A. Mirchandani
Director (Non-Executive)


- Is a Commerce Graduate and has a Masters Degree in Business Administration (MBA) from the Queensland University of Technology, Brisbane, Australia
- He has worked as Regional Manager South Australia & Northern Territories for M/s. Origin Energy, Australia
- He has also worked as Managing Director of M/s. Cryolor Asia Pacific Pvt Limited
- Presently he is part of the leadership team of M/s. Ador Powertron Ltd. and Mack Valves Pvt. Limited



Mr. A. T. Malkani

Director (Non-Executive)

- Pursued B.A. (Economics) from Oberlin College (Ohio, USA) and MBA from Indian School of Business (ISB, Hyderabad)
- Prior experience in Marketing & Finance functions of MNCs in FMCG industry. Involved across varied functions ranging from corporate marketing & exports to strategic planning & new business initiatives across Ador Group of Companies



Mr. D. A. Lalvani

Director (Non-Executive)

- A Commerce Graduate with distinction in Marketing & Advertising and Masters in commerce with specialisation in Accounting; pursued MBA from Manchester Business School, UK and did courses at London School of Economics, UK
- Formerly associated with Langham Capital, London, DHL, Europe and various NGOs
- 13 years hands on experience across reputed national and international firms
- Involved across various functions within Ador Group including strategising at Ador Welding Academy, New business ideas and e-commerce initiatives at the group



Mr. Manoj Maheshwari

Director (Non-Executive & Independent)

- Chairman of a large privately held Non-Banking Financial Company - MIPL - as well as an active Angel Investor and Venture Capitalist
- Graduate from the Bombay University with a major in Chemistry and a post graduation in Industrial Management
- Work experience encompasses project management, production, marketing, financial and general management in medium and large companies
- Serves on the board of directors of a number of public and private companies as an independent non-executive director bringing a judicious mix of entrepreneurial and professional skills to these various Boards
- Director of Metro Shoes Limited, Mahindra CIE Limited, RPG Lifesciences Limited in addition to several private limited companies



Mr. Piyush K. Gupta

Director (Non-Executive & Independent)

- An Arts & Law Graduate from University of Delhi; pursued Masters Degree in Law from Harvard Law School, USA
- Possesses expertise in Intellectual Property, Joint Ventures, Corporate Governance among others
- Currently, CEO of Yumchek, an internet start-up, with the purpose to #MakeEachMealCount
- Formerly associated with various companies like UnitedLex (legal BPO) as SVP Legal Services, with UTStarcom (a telecom and internet equipment company) as Assistant General Counsel, and with O'Melveny & Meyers LLP (an international law firm) as Counsel in Washington DC



Mr. R. N. Sapru

Director (Non-Executive & Independent)

- B. Com (Hons.), BBA and MBA
- Commenced his career as a banker in 1985 and worked with HSBC for over 10 years before joining GE Capital, where he was internally transferred to another GE Company, GE India as CEO
- Four years stint in the television and broadcasting sector with companies like GE (CNBC), SAB TV, Reliance Entertainment
- Was with EIH Limited (Oberoi Group of Hotels) as CEO for the Group's travel related business, Mercury Travels Ltd., for over three years
- Spent 8 Years in Executive Search in Hong Kong and India with The Executive Access Group looking at Recruitment for Leadership Roles
- In 2014, Co- founded Executive Mantra Search Services Pvt. Limited, a firm focused on Senior & Middle Management Recruitment, and is the Managing Partner of the firm



Mr. K. Digvijay Singh

Director (Non-Executive & Independent)

- BA (Hons.) Economics from St Stephen's College, Delhi University; Post Graduate Diploma (Business Management) from XLRI, Jamshedpur
- 38 years of operating experience in FMCG, Television Networks, Newspapers, Sports Marketing, and Technology companies
- Has held operating responsibilities for India and International markets (UK & Europe, USA, Africa, GCC, Asia, Australasia)
- Has lived in and worked from postings in India, Nigeria, UK, and Singapore. Currently lives in and operates from Singapore
- Worked with Unilever India for 10 years in FMCG sales and marketing, and at Afcott Nigeria, and at Kanmoor Foods India, before transitioning to media and technology businesses
- Worked in the media industry as Executive President of Zee TV (1992-95), CEO of Zee TV International (1996-97), Group CEO Indian Express Newspapers (1998-2000), CEO Internet Company of India (2000-01), CEO Nimbus Sport (2002-07) and CEO Nimbus Communications (2008-09)
- Independent consultant, part-time Director at Nimbus Sport (2009-12), on Advisory Board at Euromax (2007-14), non-executive and independent Director at Mercury Travels Ltd (2014-till date)
- Early investor in, and operating Head of Asia (2013-till date), at Enfold Inc., USA - a technology company offering digital file storage & management via secure online vaults
- Member of Board of Governors of Spirit of Enterprise, Singapore - 2017
- Served as an independent non-executive Director on the Board of Thomas Cook India Ltd. (1999-2006) and Ador Welding Ltd. (2009-till date)



Mr. Gaurav M. Lalwani

Director (Non-Executive & Independent)

- Over 16 years of brand building experience across a wide range of categories ranging from travel and tourism, automobiles, financial services, consulting, telecom, electronics to finally, FMCGs.
- Based in Singapore and works with J. Walter Thompson, one of the world’s leading communications agencies.
- Heads client service for the Singapore office and is APAC business director for Johnson and Johnson.
- Responsible for capability building.
- Launched and built brands across Japan, China, Korea, Philippines, India, Thailand, Singapore and Indonesia.
- Believes big ideas can change the fortunes of brands and realizes that in today’s digital world, big ideas need great content to thrive.



Mr. Sasha G. Mirchandani

Director (Non-Executive & Independent)

- Completed Business Administration from Strayer University and MMDP program at IIM, Ahmedabad
- Managing Director and Founder of Kae Capital and Co-Founder of Mumbai Angels
- Former ventures include the following: Managing Director at Blue Run Ventures (India Operations), CEO and Founder of Imercius Technologies (BPO focussed on healthcare space), Head - Corporate Affairs and New Business at MIRC Electronics
- Key investor in Fractal Analytics, Inmobi, Healthkart, Myntra, Greendust, Cloudbyte, Hello English, Porter and 1MG
- Presides on the Board of Hathway Cable and Datacom Limited, Akasaka Electronics Limited and Mumbai Angels Venture Mentors, Governors of the Universal Business School, amongst others
- Past President of Entrepreneurs Organisation (EO) Mumbai; Chapter Member at TIE Mumbai and a Member of the Mumbai Chapter of the Young Presidents Organisation (YPO)

Disclaimer

This document contains statements about expected future events and financials of Ador Welding Limited, which are forward-looking. By their nature, forward-looking statements require the Company to make assumptions and are subject to inherent risks and uncertainties. There is significant risk that the assumptions, predictions and other forward-looking statements may not prove to be accurate. Readers are cautioned not to place undue reliance on forward-looking statements as a number of factors could cause assumptions, actual future results and events to differ materially from those expressed in the forward-looking statements. Accordingly, this document is subject to the disclaimer and qualified in its entirety by the assumptions, qualifications and risk factors referred to in the Management's Discussion and Analysis Report of Ador Welding Limited's Annual Report for FY 2016-17.



CONTENTS

Managing Director's Review	8
Five years Financial performance (Standalone)	10
Five years financial highlights (Standalone)	11
Defining the future with Innovation	12
Innovation at AWL	15
Being a pioneer	17
Creating veracity through Automation	18
Project Engineering Business	19
Product Offerings	21
Consistency & Quality	22
Building the nation builders – Ador Welding Academy	23
New Product Developments	24
Directors' Report and its Annexures	30
Auditor's Report (Standalone)	78
Balance Sheet, Statement of Profit & Loss and Cash Flow Statement (Standalone) along with Notes	84
Auditor's Report (Consolidated)	127
Balance Sheet, Statement of Profit & Loss and Cash Flow Statement (Consolidated) along with Notes	132
Form AOC-1	174



Managing Director's Review

Dear Friends,

It gives me great pleasure to report that the Company has performed well in FY 2016-17 despite economic challenges and with minimal support from the manufacturing segment.

We pursued with "customer focus" & "move fast, break barriers" mantra for growth. Innovation culture is now imbibed at AWL, at all the levels across the Company, which enables us to offer customised solutions which ultimately results into "higher customer satisfaction index". During the year 2016-17, we launched new products in welding and cutting segment to meet the latest technical requirements of the customers.

FY 2016-17 Performance

During FY 2016-17, our revenue grew by 8.3% with EBITDA and PAT margins of 9.2% and 4.2%, respectively. We delivered higher volumes in consumables that further strengthened our industrial leadership. Automation business and PEB performed exceptionally well owing primarily due to the launch of new products and successful commissioning of projects during the year.

During the year, for the first time, we ventured into a project outside India, in Kuwait, related to Oil & Gas industry, which will be completed by September 2017.


Research & Development

Our DSIR approved R&D Centre works closely in line with our customers expectations and delivers desired solutions. This makes us invulnerable to competition and aids in improving our customer relations. Our R&D setup is geared up for NABL accreditation which we expect to achieve soon. This will benefit self-certification in product testing area and will enable us to reach new products to the market faster. During the year, we developed products with greater performance / productivity in Defence, Oil & Gas, and Wind Power industries. These initiatives have enhanced our market share in varied segments.

Ador vision

We aim to become "best-in-class" enterprise known for continuous innovation in products & solutions with significant growth by FY 2019-20, notwithstanding the economic or market scenario. We will focus on sustaining the initiatives taken over the past few years, in addition to the following:

- Capitalise our customer relations, technical and manufacturing capabilities
- Build Synergies with our current capabilities and resources in order to offer new products across domestic and export markets
- Create value through forward as well as backward integration
- Imbibe innovation culture & implement advance lean manufacturing process to maximize efficiency and zero wastage
- Level workload across processes through line balancing in order to overcome bottlenecks and excess capacity
- Enhance focus on Project Engineering Business and strengthen the customer base
- Strengthen IT for implementing digitisation across processes and systems
- Level workload across all processes through line balancing so as to identify bottlenecks and excess capacity
- Enhance focus on Project Engineering Business and strengthen the customer base
- Strengthen IT for implementing digitisation across our processes and systems



“Believe in yourself for a better performance”

Ador Welding Academy

Ador Welding Academy is known for its skill development service to the Nation through Welding Industry over the last few years. This year, we have taken the mission of Skill Development of Below Poverty Line (BPL) / Under Privileged youth in welding and make them employable. The academy is envisioned to be an independent talent hub under the guidance of seasoned Adorians. We, further, have a vision to make the Academy financially independent and a sustainable model for service.

Closing Thoughts

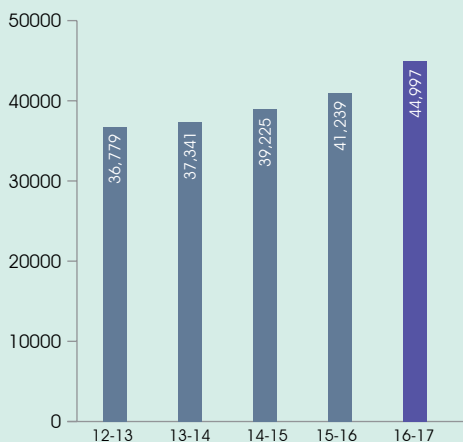
High levels of corporate governance and ethical standards have been maintained across our operations. We have ensured a safe working environment for all our employees and have imbibed Safety as a culture through regular trainings and interventions. Our endeavours towards corporate social responsibilities (CSRs) continue in the fields of education, skill development, water conservation and betterment of society around our factory premises. I express my sincere gratitude towards our valued customers & vendors for their constant trust in us, our Board of Directors and the Management Team for their continued guidance. I also wish to thank and congratulate all our talented Adorians for contributing immensely to the organisational progress and achieving milestones year after year in converting the Company's vision into reality. We look forward to your continued support and expect your vital involvement in the Company's journey towards achieving its goals.

Best Wishes,

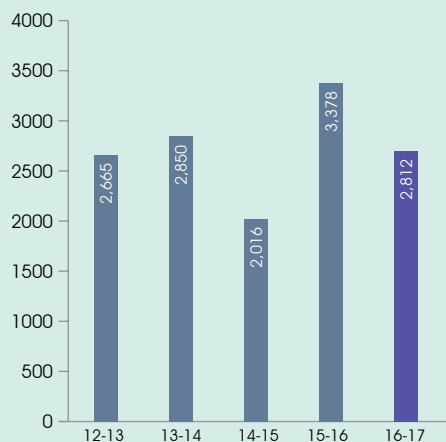
Satish M. Bhat
Managing Director

Five Year Financial Performance (Standalone)

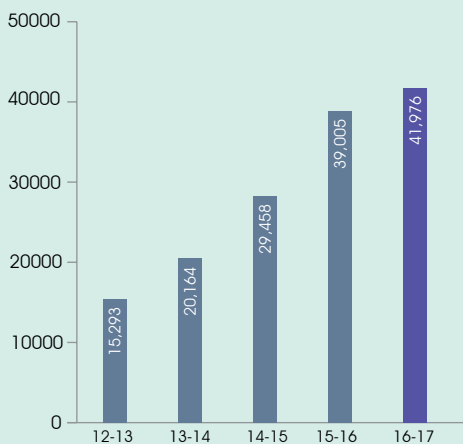
Sales & Other Income (₹ in Lakhs)



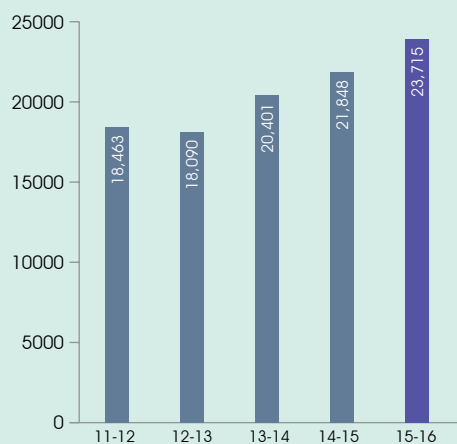
Profit Before Tax (₹ in Lakhs)



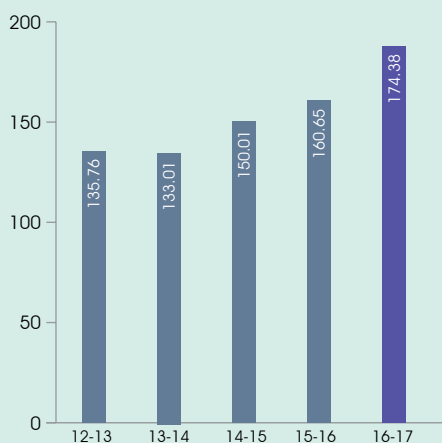
Market Capitalisation (₹ in Lakhs)



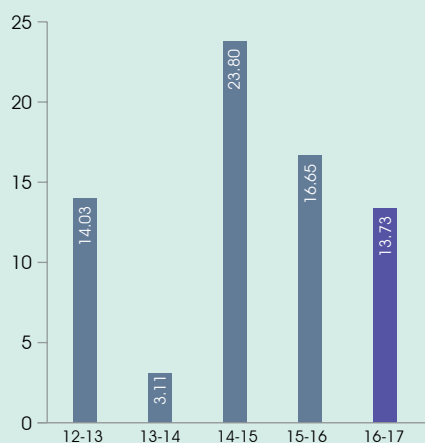
Net Worth (₹ in Lakhs)



Book Value Per share (BVPS) (₹)



Earning Per Share (EPS) (₹)



Five Year Financial Highlights (Standalone)

(₹ in lakhs)

	FY 2016-17	FY 2015-16	FY 2014-15	FY 2013-14	FY 2012-13
PROFIT & LOSS ACCOUNT					
Sales & Other Income	44,997	41,239	39,225	37,341	36,779
Manufacturing & Other Expenses	40,963	36,609	35,928	33,146	32,799
Operating Profit / EBITDA	4,034	4,630	3,297	4,195	3,980
Depreciation & Amortisation Expenses	1,122	1,166	1,243	1,203	1,234
EBIT	2,912	3,464	2,054	2,992	2,746
Finance Cost	100	86	38	142	81
Profit before Tax (PBT)	2,812	3,378	2,016	2,850	2,665
Exceptional Items (Net)	-	(195)	2,811	(1,478)	-
Tax Expense	945	918	1,590	949	757
Profit after Tax (PAT)	1,867	2,265	3,237	423	1,908
Dividend (incl. DDT)	818*	818	818	796	948

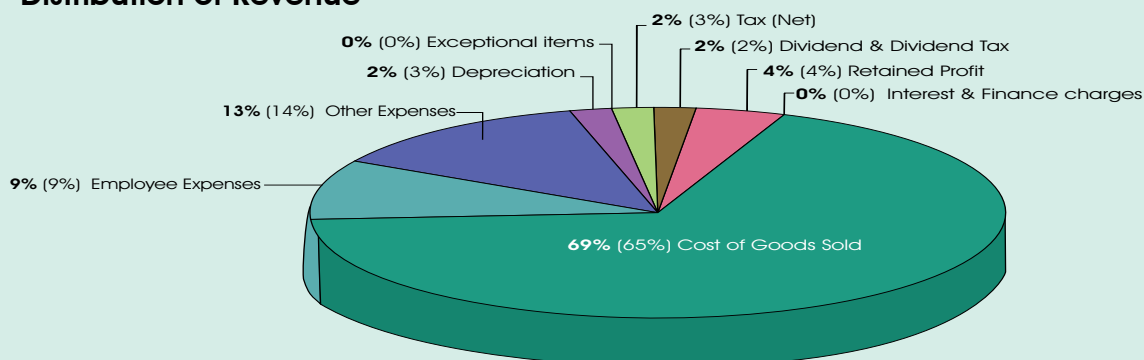
*For Proposed Dividend

BALANCE SHEET					
Net Fixed Assets (incl. CWIP)	10,511	10,010	9,754	7,704	8,152
Investments	1,341	1,215	655	1,385	3,266
Current Assets	23,282	19,872	15,636	16,056	12,994
Current Liabilities	13,246	10,896	7,170	9,137	6,823
Net Current Assets	10,036	8,955	8,466	6,919	6,171
Other Non-Current Assets	2,815	2,555	2,555	2,301	1,059
Capital Employed	24,703	22,735	21,430	18,309	18,647
Equity Share Capital	1,360	1,360	1,360	1,360	1,360
Reserves & Surplus	22,355	20,488	19,041	16,730	17,103
Net Worth	23,715	21,848	20,401	18,090	18,463
Loan Funds	-	-	13	77	171
Deferred Tax Liabilities	764	715	852	50	44
Long-term provisions	203	172	84	92	-
Other Long-term Liability	21	21	-	-	-
Capital Employed	24,703	22,756	21,350	18,309	18,678

RATIOS					
EBITDA Margin (%)	9.16%	11.38%	8.53%	11.39%	10.93%
Net Margin (%)	4.24%	5.57%	8.37%	1.15%	5.24%
Interest Cover (EBITDA / Gross Interest)	40	54	87	30	49
ROCE (EBIT / Capital Employed) (%)	11.79%	15.24%	9.58%	16.34%	14.72%
Current Ratio (times)	1.76	1.82	2.18	1.76	1.90
Debt Equity Ratio (times)	0.00	0.00	0.00	0.00	0.01
Dividend Per Share (DPS) (₹)	5.00*	5.00	5.00	5.00	6.00
Earning Per Share (EPS) (₹)	13.73	16.65	23.80	3.11	14.03
Book Value per share (₹)	174.38	160.65	150.01	133.01	135.76

*Proposed Dividend Per Share

Distribution of Revenue*



CORPORATE PROFILE

STATUTORY REPORT

STANDALONE FINANCIALS

CONSOLIDATED FINANCIALS

DEFINING THE FUTURE... WITH INNOVATION

What is INNOVATION

Innovation is delivering the future by turning / translating a "new idea, device or method" into a solution that adds / creates value from a customer's perspective.

To be called an innovation, an idea must be replicable at an economical cost and must satisfy a specific need.

Innovation is the application of better solutions that meet new requirements, unarticulated needs, or existing market needs accomplished through more effective products, processes, services, technologies, or business models that are readily available to markets, government and society.

Innovation is often manifested via engineering process.

Innovation process is a great idea, executed brilliantly, and communicated in a way that is both intuitive and fully celebrates the magic of the initial concept. Innovation can be a catalyst for growth and success of business, and helps to adapt and grow in the marketplace. Successful innovation is an in-built part of the business strategy, where a culture of innovation is created which leads the way in innovative thinking and creative problem solving. Businesses that innovate create more efficient work processes and have better productivity and performance. Innovation brings added value. Innovation is imperative if the quality of life in various circumstances is to improve.



Why INNOVATION


Successful innovation involves a level of prediction which anticipates future trends and development of ideas, products, services, processes or tools for meeting future demand rapidly and effectively. Intensity of competition is the determinant of innovation and productivity.

Organizations which are passionate and have a sense of urgent necessity, make innovation a visionary, strategic and a systemic lever to effect business breakthroughs, increasing growth and value to prosper and flourish. Innovation is also used as the disruptive change mechanism to outperform competitors and create new markets by creating improved customers' experiences.

Reasons of innovation:-

- Outperform Competition
- Creating New Markets
- Responding to increasing customer expectations and choices
- Improved customer experiences
- Flowing with advances in technology
- Adopting customized Approach
- Adapting to changing workplace dynamics and trends
- Focusing on the future





Benefits of INNOVATION

A critical factor in introducing innovation into any organization is creating an awareness of the need to innovate and an understanding of the benefits innovation can bring. Innovative organizations leverage resources; they are able to better define, engage and pursue emergent opportunities. Competitive innovators continue to leap forward to the next level because they are constantly defining it and Ador Welding Ltd. is no exception.

Benefits of innovation in business also include:

- Efficient and effective working culture
- Product diversification and differentiation
- Business agility
- Market development
- Satisfying customer needs
- Improve productivity
- Increase of competitive advantage
- Building brand value
- Establishing new partnerships and relationships
- Increasing turnover and improving profitability





AWL'S philosophy on INNOVATION

At AWL, we strive towards a growing trend of open business models through innovation and the organization ensures innovative processes that are in line with the requirements of the outside world. We are driven by challenges which, we believe, turn into opportunities with a focused approach. These challenges require sustainable solutions and are a priority focus for AWL within its interdisciplinary profile. We adopt new ways of working, which have developed from the philosophy of more people being involved in the development process of "idea to innovations" in order to create sustainable growth. At AWL, we have both, the theoretical understanding and the practical skills, to make this possible.

As our industry becomes more knowledge-dependent, the logic surrounding innovation changes. Today, innovation is rarely the result of a lone inventor working from his room, but is characterized by multiple actors collaborating to solve problems together. We contribute various skills, disciplines, perspectives and cultures in a unique customer-centric manner to develop solutions with assigned costs and risks. To succeed in creating new opportunities, we renew the processes, methods and the partnerships, we currently use, to drive innovation. We not only use our talent pool but also seek outside expertise to contribute to the development of innovative ideas. At AWL, we are actively working to be at the forefront of the exciting arena of innovation, development and growth.

AWL's requisites / fundamentals for innovation:

- Conducting analysis of current trends in the market environment and customer needs.
- Examining competitor's mode of operation.
- Consulting customers and employees for ideas on improving processes, products and services, both internally and externally.
- Utilizing available resources to drive innovation in business.
- Being open to new ideas and adaptive to change.
- Developing a strategic & responsive plan, which promotes innovation as a key business process across the entire business.
- Training and empowering employees to think innovatively from the lowest level of the organization to the top most level.

INNOVATION at AWL

Chinchwad

The following Innovative ways were adopted for Improving Productivity

Single piece flow with better ergonomics on shop floor

Streamlined material flow in line with lean manufacturing

All world-class electronic manufacturing companies work under following controlled environmental conditions:

- Controlled temperature – 25 Degree Centigrade.
- Positive air pressure to ensure dust-free environment.
- Controlled humidity – 55% to 60%.
- Antistatic flooring

All the above were implemented in our clean room setup. Probably we are the first Indian welding company to have clean room.

Silvassa

Trolley for storage & movement of MIG wire spool

We have used ergonomically designed material handling trolley to reduce fatigue of the operator.

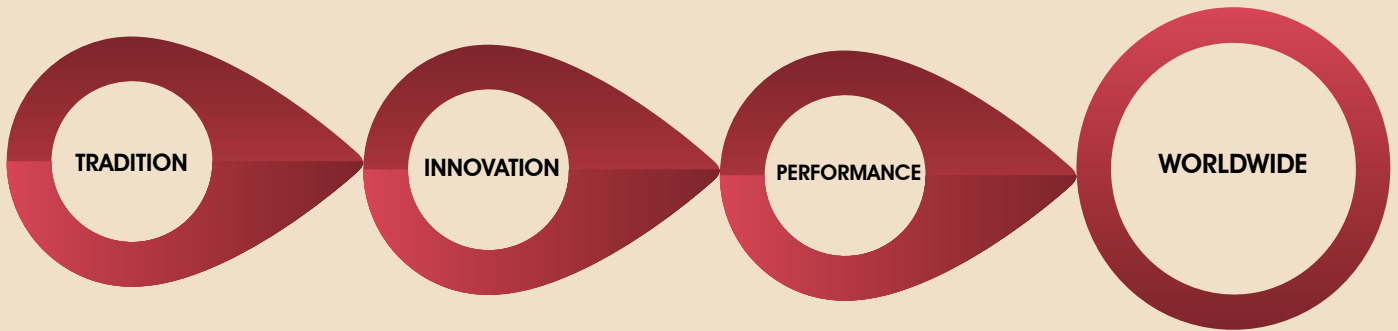
The trolley is designed and fabricated "in house" so as to translate all the ideas of the group (brainstorming team which came up with this idea) into the product.

Raipur

"Pressure Die" introduced in 8 Block (Wire Drawing)

To achieve desired speed of machine i.e. 12 Mtr/sec

DEFINING THE FUTURE ...



Continuous innovation is the need of the hour. As such, we have established the state-of-the-art R&D facilities manned by a team of dedicated research chemists and engineers that focus on:

- Improving offerings of existing consumables
- Strengthening equipment efficiency through innovative automation solutions
- Developing new consumables and equipment for new processes and technologies for enhancing the value offered to our customers

The results are commendable. For instance, we developed customised solutions that strategically tweaked and established new welding processes to give the desired welding specifications, despite using local consumables.

Thus, R&D facilitates innovation that adds value to the customer and the organisation as a whole.

We, through our continuous R&D:

- Developed flexible user interface location (power source, feeder, remote operator interface)
- Developed Welding Intelligence Software, for equipment 'with a power to think and adapt'
- Improved welding of 9% Ni steels using Ni-Cr-Fe alloys for storing and transporting LNG
- Increased efficiency of wet drawing machine by changing the original design of the pulley that was provided by the OEM manufacturer of the machine
- Developed very high frequency switching technique for switching devices of Inverter-based welding machines; it has improved the response to welding dynamics, resulting into better arc control and enhanced welding performance
- Developed the compact engine driven welding machines, with compliance to CPCB II stringent norms of emission and noise; it only reduced the size and the overall weight of the engine, thus becoming India's smallest "engine driven welding machine" in its class
- Adopted innovative isolation technique that made the welding machines immune to large input supply voltage fluctuations, even double the rate of input supply voltage of the machine



BEING A PIONEER AND TRENDSETTER IN THE WELDING INDUSTRY,

WE HAVE PLAYED A SIGNIFICANT ROLE IN BEING A PART OF INDIA'S INDUSTRIALISATION AND INFRASTRUCTURE DEVELOPMENT

Over the last sixty five years, we have developed expertise in providing the finest welding consumables and equipment across varied industries.

We mastered our capabilities and enhanced our efficiencies.

We consciously invested in Research & Development and Automation systems. We developed new products and solutions to meet a wide range of user needs in India and overseas.

Our venturing into turnkey project engineering business has further improved our market leadership.

Our focus and foresightedness has enabled us to adopt appropriate growth strategies for becoming the prominent welding solution provider to the world of engineering.



We understand the importance of accuracy and efficiency. Hence, we created automation as our strategic business unit - Welding Automation Products and Systems (WAPS). We continuously invested with an underlying focus on:

- Quality, consistency and flexibility
- Improving construction process of major infra projects
- Replacing unskilled man force through automated error free outcomes


The unit facilitates integrating operations to design and implement state-of-the-art systems and processes to deliver customised automated solutions in the shortest possible time.

These initiatives have enabled our customers to achieve higher productivity, enhance quality at ppm level as well as reduce errors resulting out of manual intervention.

DEFINING THE FUTURE ... CREATING VERACITY THROUGH AUTOMATION

Time and again we build customised automation solutions for our customers across India as well as in the Gulf Countries. Some of the prominent ones include:

- Square axles welding system
- System for longitudinal welding of girders
- System for internal longitudinal welding of pipes that are 12m long and 350mm in diameter
- Manipulator for welding of assembled railway bogies
- L-Seam welding system with FCAW
- Automated TIG welding set-up with cold wire feeding for pipe-to-flange welding
- Dedicated MIG welding set-up for LPG cylinder manufacturing



DEFINING THE FUTURE ...SETTING STANDARDS IN PROJECT ENGINEERING BUSINESS

**27 years of
Existence in PROJECT
ENGINEERING BUSINESS**

Our Project Engineering Business (PEB) is a multi-disciplined SBU that provides services like design, manufacture, erection & commissioning process, mechanical, electrical and instrumentation of process packages, process equipment, flare system & components, LSTK Turnkey projects and EPC contracts. Our state-of-the-art fabrication facility in Pune is equipped with heavy fabrication shop and has been approved by the likes of U, NB, R, IBR, EIL, PDO, Toyo, UHDE, KOC, ADNOC Companies and many more. Designing capabilities of about 22 designers enable PEB business to offer best and most competitive solutions to the customers. The division provides an end-to-end solution with product warranty and process guarantee, ensuring one stop solution.

In doing so, we have carved out a niche for ourselves and created an additional growth avenue for our business.



DEFINING THE FUTURE

... By Advancing the technology and application of welding, allied joining and cutting processes

Ador Welding Limited (formerly Advani-Oerlikon Limited) has been spearheading the technological innovations in the field of welding equipment and consumables since 1951. We are a complete welding & cutting solution provider, from development to delivery, and industry leader in India. Besides, our products and services are widely accepted globally.

OUR STRATEGIC BUSINESS UNITS:

- Welding electrodes, wires and fluxes
- Welding & cutting equipment, gas cutting, PPE & accessories and CNC machines
- Project engineering solutions
- Welding automation
- Ador Welding Academy

OUR BRAND IS SYNONYMOUS WITH

- Quality
- Reliability
- Responsibility
- Delivery



TO BE THE
**BEST AT WHAT
WE DO**

VISION

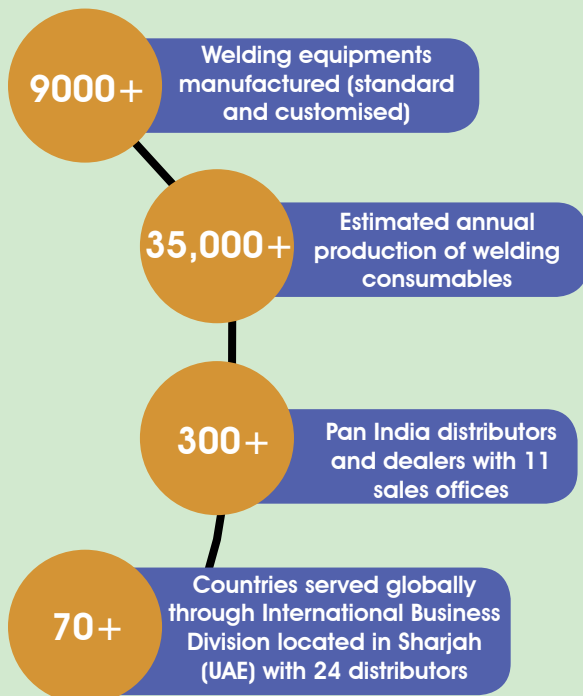
To become the best-in-class enterprise known for continuous innovation in products & solutions and achieve significant growth by FY 2018-19

MISSION

To provide complete welding solutions for enhancing operational efficiency of organizations through Ador products

PRODUCT OFFERINGS (Welding Business)

Consumables	Welding and Cutting Equipment	Gas Cutting products	Personal protective Equipment and Accessories (Safety Measures)
Consumables for most of the welding processes like SMAW / MIG/MAG (Solid wire/FCW wire) / SAW/TIG/ brazing for manual, semi automatic as well as fully automatic applications, covering a very wide range of metals and alloys – C-Mn steels/Low alloy steels/Cast iron/ stainless steels/Copper alloys/Nickel based alloys and Aluminium alloys.	<ul style="list-style-type: none"> Shielded Metal Arc Welding (SMAW) Gas-shielded Metal Arc Welding/Flux Cored Arc Welding (GMAW/FCAW) Gas-shielded Tungsten Arc Welding (GTAW) Submerged Arc Welding (SAW) Oxyfuel and Plasma Cutting 	<ul style="list-style-type: none"> Single stage regulator Two stage regulator Cutting torch – nozzle mixing Nozzles for acetylene and LPG Portable gas cutting machines Hose for oxygen acetylene 	<ul style="list-style-type: none"> Welding cables - Al, Cu Electrode holder Auto darkening helmet Hand shield Welding gloves Welding clothing Safety shoes Welding curtains



INDUSTRIES SERVED

Our products and solutions, for every welding and cutting process, are applicable across the following industries:

- Automotive
- Defence
- Fertiliser Plants
- Hydro Electric
- Construction and infrastructure
- Mining
- Nuclear Energy
- Railways
- Refineries
- Pipelines
- Ship Building
- Steel Plants
- Thermal Power
- Wind Power

DEFINING THE FUTURE ... BY MASTERING THE ART OF CONSISTENCY & QUALITY

We have four manufacturing plants with world-class labs and quality systems approved by most stringent and critical authorities, including PDO, QP, KOC and KNPC, among others.

Our manufacturing sites located across the country with the best-in-class plant & machineries are equipped with latest technologies and efficient processes, to manufacture quality products.

CHENNAI PLANT	SILVASSA PLANT	RAIPUR PLANT	CHINCHWAD PLANT (Pune)
<p>Manufactures welding Consumables Certifications: ISO 9001, ISO 14001</p> <p>Approving agencies: ABS, BV, DNV, IRS, LRA, RDSO</p>	<p>Manufactures welding consumables Certifications: ISO 9001, ISO 14001, OHSAS 18001 and CE Marking</p> <p>Approving agencies: ABS, BIS, BV, GL, LRS</p>	<p>Manufactures welding consumables Certifications: ISO 9001, ISO 14001, OHSAS 18001</p> <p>Approving agencies: ABS, BIS, BV, LRS</p>	<p>Manufactures welding & cutting equipment including PPE and also houses the PEB Division</p> <p>Certifications: ISO 9001, ISO 14001, OHSAS 18001, "U", "R" and "NB" Certificates and Stamps from 'ASME', 'National Board of Boilers & Inspectors' of USA</p> <p>Approving agencies for PEB: BPCL, EIL, HPCL, IOCL, NPCIL, TOYO, TPL, UHDE</p>

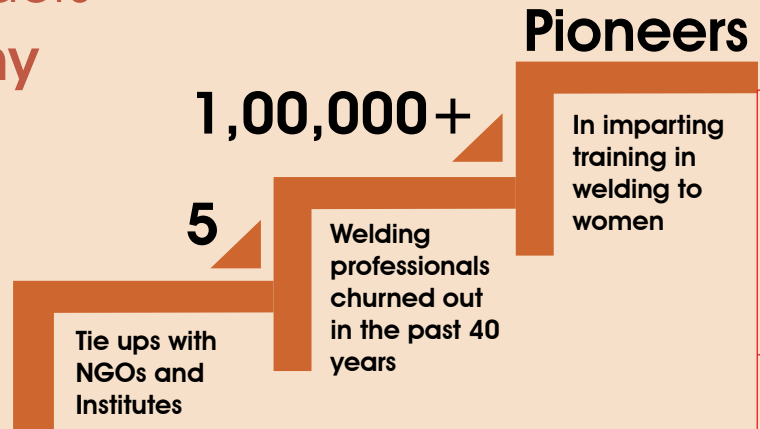
AN INSIGHT TO OUR QUALITY SYSTEMS

- Comprehensive and stringent QA procedures, compliant to international standards
- Additional tests on request such as:
 - Corrosion tests as per NACE standards
 - Corrosion practices for stainless steel as per ASTM A 262 & ASTM 923
 - Fractional toughness test – CTOD
- High temperature strength especially for creep resistant material
- Special testing facilities such as Optical Emission Spectrometer, Carbon & Sulphur Analyzer, Gas Chromatograph, Metallurgical Microscope with Image Analyzer Software and more
- Fully equipped in-house laboratory with latest instruments for carrying out required tests and trials, e.g. ICP, XRF



Building the nation builders - Ador Welding Academy

Ador Welding Academy Private Limited is a 100% subsidiary of Ador Welding Limited that focuses on welding education and skill development of professionals. These include:



Pre-service Training	In-service Training	Post Graduate Programs	Consultancy & Research
To create a talent pool of welding technicians, supervisors, engineers and inspectors	To enhance skill sets and job performance at par with the industry requirements for the best manufacturing practices	To build a national level vocational institute providing degree, diploma and certificate programs	To provide consultancy for achieving world class welding practices in India Our cross section of professionals includes students of technical institutes, fabrication shop employees as well as engineering teams of various corporates These trained professionals are working across India and in several countries globally. They serve as a testimony to the quality of theory and practical training they have acquired at our centres

At Ador, our business sustainability is connected to the sustainable development of the societies, communities and environment in which we operate. Our CSR initiatives are long term plans that take into account people's aspirations, well being and expectations.

Our key focus areas under CSR include:

- Helping Educational Institutes impart vocational training to economically weaker section
- Pass on technological expertise in the field of welding
- Empower people to minimise unemployment through vocational training
- Sponsor / support charitable organisations and trusts that focus on:
 - Children's education • Sanitation
 - Healthcare • Hygiene
 - Women empowerment • Drinking water
- Provide financial support / assistance during Natural Calamities

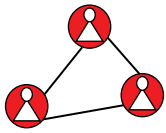


CORPORATE PROFILE

STATUTORY REPORT

STANDALONE FINANCIALS

CONSOLIDATED FINANCIALS



Welding & Cutting Equipment

(New Product Developments)

1) CHAMPCUT 150 :

This is a heavy duty inverter based Plasma cutting machine having clean cut capacity of 35 mm thick MS plate. It is suitable for both manual cutting as well as CNC cutting. Following are some of the features of this machine:

- It is heavy duty machine having 100% duty cycle and can be used for continuous cutting work.
- Safety locks are provided for sequence of operation for safety of operator.
- Low Air pressure protection is provided to inhibit the cutting operation, if the air pressure is low.
- Euro type of connection for Cutting torch, hence it is easy to connect the cutting torch.
- Digital 7 segment LED display is provided for display set current and actual cutting current.
- Minimum current of 30A for cutting thin sheets.
- Emergency Stop switch provided to stop the cutting operation in case of emergency.
- Machine is compatible for automation of cutting operation.



2) CHAMPTIG 500AD :

It is a Inverter based heavy duty AC/DC TIG Welding outfit, suitable for Heavy duty shop floor and project application for Aluminum, Stainless steel and Mild steel work. Apart from Pulse TIG feature, following are the salient features of this machine:

- Due to AC TIG function, it is suitable for Aluminum welding.
- Digital control panel with LCD display for setting the parameters.
- Ideal constant current drooping characteristics
- Pulse frequency can be set upto maximum 500Hz, which enables to control arc heat for thin sheet welding.
- Welder friendly Remote controller for easy and convenient setting of current from the workplace or the job.
- Gas Preflow / postflow facility.
- Current Upslope / Downslope facility in TIG mode.
- HF ON/OFF selection to prevent high frequency interference.
- Auto HF cut-off if Arc does not strike within 4 seconds.
- Gas flow through solenoid valve for Economical consumption of costly Argon Gas.
- Gas cooled / Water cooled Torch Selection facility.





3) CHAMP 300 :

This is a new generation compact three phase inverter based 300 A electrode welding machine, suitable for all types of welding electrodes including Cellulosic electrode. Due to its capability of welding at minimum current down to 40A, it is suitable for working with smaller diameter pipes for circumference welding. This machine has the following salient features :

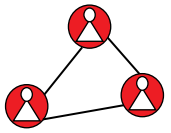
- a) Compact in size and light weight of 18kg for better portability
- b) Suitable for all types of electrodes including Cellulosic
- c) High OCV of 88 V, which enables better arc striking.
- d) Protection against high input voltage supply by providing isolation to switching power semiconductors.
- e) Digital 7 segment LED display shows actual welding current.
- f) Welding Current can be adjusted remotely with the help of remote controller.

4) SILENT CHALLENGER 400 K3 :

This is a new generation Compact Diesel Engine Driven Silent Welding Set, which is conforming to latest CPCB II Norms for noise & exhaust emission levels. It is suitable for Versatile applications, including cross country, in-plant pipe and tube welding. Following are the main features of this welding set :

- a) Conforming to latest CPCB norms for noise & exhaust emission levels.
- b) Versatile applications, including cross country, in plant pipe and tube welding.
- c) Ideal for heavy fabrication & site applications.
- d) Highly reliable even in hostile site conditions.
- e) Big savings in fuel and longer runs before next refueling.
- f) Specially proven with Cellulosic (6010, 7010G & 8010G types) and other special types of electrodes.
- g) Excellent Pre and Post Sales Services.
- h) Super Silent Operations.
- i) Compact in size – Only 1.7 meters in length.
- j) Works on Three cylinder Air cooled Diesel engine.





Project Engineering Business

(New Product Developments)

1. SONIC FLARE SYSTEM

Sonic flare is a unique type of high pressure flare tip. Sonic flare uses the flare gas pressure to eliminate smoke, lowers flame radiation and shortens the flame length. Sonic flares can reduce capital costs due to lower stack heights and a smaller flare header size.

Types of Sonic Flare Systems

a) Single-Point Sonic Flare

Single-Point Sonic flare systems are used primarily for applications in the oil & gas industry, both onshore and offshore. These flares are also used in refining, chemical, and any other flaring situation where the flare system pressure is high enough to generate sonic velocity at the flare tip exit point.



b) Multi Point Sonic Flare

Multi Point Sonic flare systems are used primarily for applications in the oil & gas industry, both onshore and offshore. These flares are used where high flare gas pressure is available (15 psig and up) and where the customer prefers to have some smokeless burning and also lower radiation levels.

2. FLARE GAS RECOVERY SYSTEM

Benefits of Recovering Flare gases: Flare gases represent rich source of Thermal energy which otherwise is wasted during Flaring operation. Nowadays all Hydrocarbon processing facilities are moving towards minimizing flaring of relief gases and thus recovering them for supplying as a fuel stream to Utility block, after carrying out necessary compression to boost pressure or even for selling it to neighboring Industry. This has obvious advantage of reducing fuel gas bills and thus improving operating margins. Payback period for such investment is attractive.



3. BLOWER FOR FLARE SYSTEMS

A blower (fan) is used to provide air and turbulence to the combustion process to make a flare smokeless. High-pressure air is used to prevent smoke formation as a substitute for steam. Usage of air like steam can educt air into the combustion zone and promote mixing at a reduced efficiency.

Blowers can be used singly or in multiples allowing stand-by or in multiples allowing added capacity. The drives can be of single, double or variable speed, and with or without other flow control devices.



4. ALUMINIUM SILOS

Aluminium Silos are used for external storage of bulk raw materials in powder or granules form. The silo is designed for pneumatic pressure load, usually using the compressor which is included with the material transporting tanker. The product is fed into the silo through the filling pipe and the air is filtered by a special system (self-cleaning filter) that can be placed on the top of the silo or on the ground. The product level within the silo is monitored through simple transmitters (min-med-max), in continuous mode, or by weighing the silo, ensuring control and ideal management of the stock, considerably facilitating the organisation of raw material supplies.

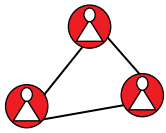
Advantages

- Storage of products with apparent specific weight up to 1.2 kg/dm³
- Long life storage of construction material
- Completely waterproof and weather-proof
- Elimination of internal condensation in the version with insulated double wall, and option of fitting a dehumidification system in extreme environmental conditions

5. GAS METERING SKIDS

Gas metering station represents a part of gas-pipelines. Purpose of these stations is regulation of output pressure of gas and measuring of total gas volume flow. Gas measurement fundamentally includes the units of measurement; the behavior of the gas molecules; the property of gases; the gas laws & the methods and means of measuring gas.





Welding Automation Products & Services (WAPS)

(New Product Development)

High Definition Plasma Cutting Machine

In the quest of achieving exceptional quality in metal cutting and going further closer to the quality achieved by laser cutting, we have launched a new High definition plasma cutting machine with precise CNC Automation, and that too at a significantly low cost. The sturdy mechanical gantry is specially designed to suit the high definition application and imparts stability to the machine as a whole.

This high definition plasma profile cutting machine is absolutely precise and gives results with utmost repeatability & reduction in cycle time, which in turn, reduces human errors. All this results in improved accuracy with high speed cutting and eliminates the need of skilled labour.

The conventional plasma cutting process is replaced by high definition cutting across the globe. These systems have a lower cost per cut, higher cut-part accuracy, higher productivity, and are operator friendly. The High Definition Plasma can provide a superior cut quality with less than two degrees of edge bevel for the complete life of the electrode. Hafnium Optimizing Technology (HfOT) extends the life of electrode beyond 1,000 pierces.

Considering the benefits that the machine offers, the High Definition Plasma Cutting Machine definitely gives "Value for money", with the best output quality.



Welding Consumables

(New Product Developments)

SMAW Electrodes

1. Betachrome 13/4 LB-R

AWS classification: AWS A/SFA 5.4 E410NiMo-16

- Rutile type electrode which offers high strength, toughness and cracking resistance
- Deposits Martensitic type alloy resistant to corrosion, erosion, pitting and impact
- Welding of ASTM CA 6NM casting or similar materials as well as light gauge 410, 410S and 405 base metals
- Welding of extra low carbon castings and forgings of similar composition and Surfacing of turbine blades, high pressure valves etc.

2. Zedalloy 17Cr NS Plus

- Basic coated non synthetic type welding electrode
- Deposits Ferritic martensitic machinable weld metal & is air hardenable type
- Hardness retention upto 500°C
- Two layer hardness – 40 - 45HRC
- Resistance against abrasion and corrosion
- Surfacing on sealing faces of steam/water/gas valve
- Surfacing of unalloyed and low alloyed steels

3. Nimoten HFD

- Heavy coated electrode which deposits weld with excellent toughness properties
- Superior metal to metal wear resistance at high temperatures
- Multipass crack free weld deposit maximum up to 15 mm
- Three layer hardness – 50 - 54HRC
- For repair of large hot working dies, Press forging dies, Hot piercing punches, Impactor dies, Screw press dies, Forming dies, Trimming dies, Blanking dies etc.
- Repairs of earth moving equipments
- For H series tool steels such as H11, H12, H13

SAW Fluxes And Wires

1. Automelt B43 + Automelt ENi3

AWS classification: AWS A/SFA 5.23 F7A10/P10-ENi3-Ni3

- High Basic Flux having Basicity index of 3.1
- Neutral behaviour to activity
- Produces weld metal with low Phosphorus
- Used for welding of Nickel containing low alloy steel
- Used in Fabrication of Reactors, steam generators
- Long Seam and Cir Seam Welding of Pipes
- Fabrication of Pressure Vessel and Boiler

2. Automelt S79 + Automelt ENiCrMo3

- Specially designed agglomerated fluoride-Basic stainless steel welding flux for 9%Ni steels using Subinox NiCrMo3 wire.
- The weld metal meets the strength requirements of the base metal
- It is strictly neutral as regards to pick up or burn off of Silicon and Manganese
- It gives extra low hydrogen weld deposit and may be used with AC and DC (+)
- Used for ASTM class 1, SA-353 class 1
- Welding of 9%Ni steels, especially LNG tank systems
- Welding of stainless steels, heat resistant cryogenic steels & nickel based alloys

Solid Mig Wires

1. Miginox / Tiginox 308L Spl

AWS classification: AWS A/SFA 5.9 308L

- An extra low carbon 308L type stainless steel solid wire
- Controlled ferrite number
- Gives impact toughness and lateral expansion at -196 deg. C
- Excellent corrosion & scaling resistance upto 800°C
- Resistance to intergranular corrosion
- Welding Cr-Ni steels represented by AISI 301, 302, 304, 304L, 308, 308L
- Fabrication of boilers, reactors, turbines, pipes, tubes
- SS piping in refineries, oil & gas industries

2. Miginox / Tiginox 316L Spl

AWS classification: AWS A/SFA 5.9 316L

- An extra low carbon 19Cr/12Ni/2Mo type stainless steel solid wire
- Controlled ferrite number
- Gives impact toughness and lateral expansion at -196° C
- Corrosion and pitting resistance in marine and industrial environment
- Resistant to SCC, hot cracking and chemical attack upto 850°C
- Welding austenitic alloys represented by AISI 316, 316L, 317, 317L, 318 types
- Joining similar grade wrought and cast material

NOTICE OF THE 64TH ANNUAL GENERAL MEETING

To

The Members,

ADOR WELDING LIMITED

Notice is hereby given that the **Sixty Fourth Annual General Meeting** of the Members of **ADOR WELDING LIMITED** will be held at **Walchand Hirachand Hall, Indian Merchants' Chamber, Churchgate, Mumbai – 400 020, Maharashtra, India** on **Thursday, 31st August, 2017** at **11:00 am**, to transact the following business:-

ORDINARY BUSINESS:

1. To consider and adopt the Audited Standalone & Consolidated Financial Statements of the Company for the Financial Year ended 31st March 2017, together with Reports of the Directors and the Auditors, thereon.
2. To declare Dividend on Equity Shares for the Financial Year ended 31st March, 2017.
3. To appoint a Director in place of Ms. Aruna B. Advani (DIN: 00029256), who retires by rotation and being eligible, offers herself for re-appointment.
4. To appoint a Director in place of Mrs. N. Malkani Nagpal (DIN: 00031985), who retires by rotation and being eligible, offers herself for re-appointment.
5. To consider and, if thought fit, to pass, with or without modification(s), the following resolution as an **ORDINARY RESOLUTION:-**

Ratification of appointment of M/s. Walker Chandio & Co. LLP, Chartered Accountants, as the Statutory Auditors for FY 2017-18 and fixing their remuneration

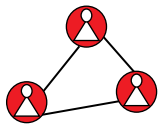
"RESOLVED THAT pursuant to Sections 139, 141, 142 and other applicable provisions, if any, of the Companies Act, 2013 and the Companies (Audit & Auditors) Rules, 2014, including any statutory modification(s) or re-enactment thereof, including Rules, Circulars, Notifications made / issued thereunder and for the time being in force, the appointment of M/s. Walker Chandio & Co. LLP, Chartered Accountants, having Firm Registration No. 001076N/N500013, as the Statutory Auditors (Auditors) of the Company, which has been approved by the Members at the 62nd Annual General Meeting of the Company for a term of 5 years i.e. from the conclusion of the 62nd Annual General Meeting until the conclusion of the 67th Annual General Meeting, be and is hereby ratified for a period of one year i.e. for FY 2017-18 and that the Board of Directors of the Company be and is hereby authorized to fix such remuneration, as may be determined in consultation with the Auditors, and that such remuneration may be paid on a progressive billing basis, to be agreed upon between the Auditors and the Board of Directors."

SPECIAL BUSINESS:

6. To consider and, if thought fit, to pass, with or without modification(s), the following resolution as an **ORDINARY RESOLUTION:-**

Ratification of remuneration payable to M/s. Kishore Bhatia & Associates, Cost Accountants, Mumbai, as Cost Auditor for FY 2017-18

"RESOLVED THAT pursuant to Section 148 (3) and other applicable provisions, if any, of the Companies Act, 2013 and the Companies (Audit & Auditors) Rules, 2014, including any statutory modification(s) or



re-enactment thereof, for the time being in force, remuneration of Rs. 4,50,000/- (Rupees Four Lakhs & Fifty Thousand Only) plus Tax as applicable, payable to M/s. Kishore Bhatia & Associates, Cost Accountants (Firm Registration No. 00294), Mumbai, as the Cost Auditors of the Company, to conduct the audit of the Cost Records of the Company for the Financial Year 2017-18, be and is hereby ratified."

By Order of the Board

V. M. Bhide

**Head - Corp. Admin., Int. Audit, KM,
Legal & Company Secretary**

Mumbai, 09th May, 2017

CIN: L70100MH1951PLC008647

Registered Office:

Ador House,
6, K. Dubash Marg, Fort,
Mumbai - 400 001-16,
Maharashtra, INDIA.

Tel: +91 22 6623 9300, 2284 2525

Fax: +91 22 2287 3083

Web: www.adorwelding.com

E-mail ID: investorservices@adorians.com

NOTES:

- a) **A MEMBER ENTITLED TO ATTEND AND VOTE IS ENTITLED TO APPOINT A PROXY TO ATTEND AND VOTE INSTEAD OF HIMSELF / HERSELF AND SUCH PROXY NEED NOT BE A MEMBER. PROXIES, IN ORDER TO BE VALID, MUST BE DULY COMPLETED, STAMPED & SIGNED AND SHOULD REACH THE COMPANY'S REGISTERED OFFICE NOT LESS THAN 48 HOURS BEFORE THE COMMENCEMENT OF THE MEETING.**
- b) Proxies submitted on behalf of companies, societies, partnership firms, etc. must be supported by appropriate resolution / authority, as applicable, and issued on behalf of the nominating entities. Members are requested to note that a person can act as proxy on behalf of the Members not exceeding 50 and holding in aggregate not more than 10% of the total share capital of the Company carrying voting rights. In case a proxy is proposed to be appointed by a Member holding more than 10% of the total share capital of the Company carrying voting rights, then such proxy shall not act as a proxy for any other Member.
- c) The Explanatory Statement, as required under Section 102 of the Companies Act, 2013, in respect of the Special Businesses under Item No. 6 of the Notice is annexed hereto. The relevant details, as required under SEBI (Listing Obligations and Disclosure Requirements) Regulations 2015, w.r.t. persons seeking re-appointment as Directors under Item Nos. 3 and 4 of the Notice are also annexed.
- d) Members, who hold shares in Dematerialized form, are requested to mention their Client ID & DP ID and those who hold shares in Physical form are requested to write their Folio No. on the Attendance Slip for easy identification at the Meeting.
- e) The Register of Members and the Share Transfer Books of the Company will remain closed from Friday, 25th August, 2017 to Thursday, 31st August, 2017 (both days inclusive) in connection with the Annual General Meeting (AGM) and for, determining eligibility of the members entitled to receive dividend, if approved by the Members.
- f) If the Dividend, as recommended by the Board of Directors, is declared at the ensuing Annual General

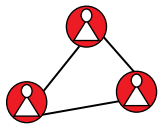
Meeting, then the payment of such Dividend will be made as under:-

- i) In respect of shares held in Physical form, the Dividend will be paid to those shareholders whose names appear in the Register of Members of the Company, after giving effect to all the valid share transfers in physical form, lodged with the Company / its Registrar & Share Transfer Agent (RTA) on or before Thursday, 24th August, 2017.
- ii) In respect of the shares held in Electronic form (Dematerialized mode), the Dividend will be payable on the basis of the details of beneficial ownership, furnished by M/s. National Securities Depository Limited (NSDL) and M/s. Central Depository Services (India) Limited (CDSL), for this purpose, as at the close of business hours on Thursday, 24th August, 2017.
- g) Members may please note that the Dividend Warrants will be payable at par at the designated branches of the Bank printed overleaf of the Dividend Warrant for an initial period of three months only. Thereafter, the Dividend Warrants, on revalidation for another period of three months, are payable only at limited branches / centers. The Members are, therefore, requested to encash their Dividend Warrants within the initial validity period.
- h) **As per Section 124(5) of the Companies Act, 2013, all the Dividends, which remain unclaimed for a period of seven (7) years after its date of transfer to 'Unpaid Dividend Account', are required to be transferred by the Company to the Investor Education and Protection Fund (IEPF) established by the Central Government, hence all unclaimed dividends upto FY 2008-09 have been transferred to IEPF.**

Pursuant to Section 124(6) of the Companies Act, 2013 and Investor Education and Protection Fund Authority (Accounting, Audit, Transfer and Refund) Rules, 2016 (IEPF Rules), notified on 5th September 2016, shares on which dividend remains unclaimed for seven consecutive years will also be transferred to designated Account of IEPF.

In terms of IEPF Rules, the Company has posted the requisite details of unpaid / unclaimed Dividends as of last AGM, i.e. as on 28th July, 2016 and also as on 31st March, 2017 on the website of the Company, viz. www.adorwelding.com, which will enable the shareholders in checking their unclaimed Dividends, if any.

- i) Members are requested to:
 - i. Write to the Company atleast 7 days before the date of the Meeting, in case they desire any information as regards the Audited Accounts for the Financial Year ended 31st March, 2017, so as to enable the Company to keep the information ready.
 - ii. Bring copy of the Annual Report and the Attendance Slip at the Annual General Meeting.
 - iii. Intimate the RTA immediately about any change in their addresses, if the shares are held in Physical form. If the shares are held in electronic form, such change is to be informed to the Depository Participant (DP) and not to the Company / RTA.
 - iv. Quote Registered Folio Number or Client ID - DP ID in all the correspondence with the Company / RTA.
 - v. Approach RTA of the Company for consolidation of Folios, if any / required.
 - vi. Avail Nomination facility by filling and forwarding the nomination form to RTA, if not already done, if the shares are held in Physical form.
 - vii. Send all share transfer lodgments (Physical form) and correspondence to RTA of the Company located



at the following address upto / on or before the date of book closure:-

M/s. Sharex Dynamic (India) Pvt. Ltd.

Unit No. 01, Luthra Industrial Premises,
Andheri Kurla Road, Safed Pool,
Andheri (East), Mumbai – 400 072,
Maharashtra, India.

Tel: +91 22 2851 5606 / 44 / 6638, **Fax:** +91 22 2851 2885

E-mail: sharexindia@vsnl.com, **Web:** www.sharexindia.com

- j) Trading and settlement of the Company's shares through Stock Exchange(s) has been made compulsorily in Demat (Electronic) form, with effect from 08th May, 2000. The Members are once again requested, in their own interest, to dematerialise their shareholding in the Company, if not already done.
- k) In order to provide protection against fraudulent encashment of Dividend Warrants, Shareholders holding shares in Physical form are requested to intimate RTA of the Company, under the signature of the sole / first joint holder, the following information, for printing on the Dividend Warrants:
 - i) Type of the Bank Account
 - ii) Name of the Bank
 - iii) Bank Account Number
 - iv) Name of the Branch / Location
 - v) Complete address of the Bank along with PIN Code
- l) Members holding shares in Demat form may kindly note that their Bank details, as furnished by the respective Depositories to RTA, will be printed on their Dividend Warrants, as per the applicable Regulations of the Depositories, and that the Company / RTA will not entertain any direct requests from such Members for deletion of / change in such Bank details. Further, instructions, if any, already given by the Members in respect of their shares held in physical form will not be automatically applicable to Dividend paid on their shares held in electronic form. Members holding shares in Demat form may, therefore, give instructions regarding Bank Accounts, in which they wish to receive Dividend, directly to their Depository Participant and not to RTA / Company.
- m) To avoid loss of Dividend Warrants in transit and undue delay in respect of receipt of Dividend Warrants, the Company has provided a facility to the Members for remittance of dividend through the National Electronic Clearing Services (NECS). NECS essentially operates on the unique bank account number allotted by the banks, post implementation of Core Banking Solutions (CBS) for centralized processing of inward instructions and for better efficiency in handling bulk transactions. NECS facility is available at locations identified by the Reserve Bank of India from time to time and covers most of the cities & towns in India. Members holding shares in Physical form and desirous of availing this facility are requested to contact the Company's RTA.
- n) Members are informed that in case joint holders attend the Meeting, only such joint holder, who is first in the order of Joint names, will be entitled to vote.
- o) Non-Resident Indian Members are requested to inform the Company / RTA the following immediately:
 - i) Change in the residential status on return to India for permanent settlement, if any / applicable.
 - ii) Particulars of NRE Bank Account maintained in India with complete name and address of the Bank, if not furnished earlier.

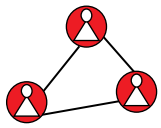
- p) Pursuant to the provisions of Sections 20(2), 101, 136(1) of the Companies Act, 2013 read with Rule 11 of the Companies (Accounts) Rules, 2014, the Company can send the documents like Notices, Annual Reports, etc. in electronic form to its Members, whose e-mail addresses are registered with the Company / RTA / Depositories. Accordingly, this Notice of 64th AGM along with the Annual Report for FY 2016-17 is being sent by electronic mode to those shareholders whose e-mail addresses are registered with the Company / RTA / Depositories, unless any Member has specifically requested for a physical copy, and for Members who have not registered their e-mail address, the physical copies of the same will be sent by permitted mode of dispatch.
- q) We hereby request the Members to note that the documents viz. Annual Report, AGM Notice, etc. will be uploaded on the website of the Company viz. www.adorwelding.com and will also be made available for inspection at the Registered Office of the Company during business hours. However, in case a Member wishes to receive a physical copy of the said documents, he / she is required to send a letter or an e-mail to sharexindia@vsnl.com or to investorservices@adorians.com duly quoting his / her DP ID & Client ID or Folio Number, as the case may be, and the said documents will be despatched to the Members free of cost.
- r) Re-appointment of the Directors retiring by rotation at the ensuing Annual General Meeting:
- i) Ms. A. B. Advani, Director (DIN; 00029256) of the Company, retires by rotation and being eligible, offers herself for re-appointment.
 - ii) Mrs. N. Malkani Nagpal, Director (DIN; 00031985) of the Company, retires by rotation and being eligible, offers herself for re-appointment.

The aforesaid Directors have submitted the requisite declarations w.r.t. their re-appointment to the Company. Pursuant to SEBI (Listing Obligations and Disclosure Requirements) Regulations, 2015 relating to Corporate Governance, the particulars of the aforesaid Directors are also included in the Notice as Appendix-1 to the Explanatory Statement.

- s) For immediate reference, route map for reaching the venue of 64th Annual General Meeting is given hereunder.

t) Voting through electronic means

- i) In compliance with the provisions of Section 108 of the Companies Act, 2013, Rule 20 of the Companies (Management and Administration) Rules, 2014, as amended by the Companies (Management and Administration) Amendment Rules, 2015 and Regulation 44 of SEBI (Listing Obligations and Disclosure Requirements) Regulations, 2015, the Company is pleased to provide the Members a facility to exercise their right to vote on resolutions proposed to be considered at the 64th Annual General Meeting (AGM) by electronic means through e-Voting Services. The facility of casting votes by the Members using an electronic voting system from a place other than the venue of the AGM ('remote e-voting') will be provided by M/s. National Securities Depository Limited (NSDL).
- ii) The facility for voting through Ballot Paper shall be made available at the AGM venue and the Members attending the meeting, who have not cast their vote by remote e-voting, shall be able to exercise their right at the meeting through Ballot Paper.
- iii) The Members, who have cast their vote by remote e-voting prior to AGM, may also attend the AGM, but shall not be entitled to cast their vote again.
- iv) The remote e-voting period commences on Monday, 28th August, 2017 (at 9:00 am) and ends on Wednesday, 30th August, 2017 (at 5:00 pm). During this period, Members' of the Company, holding shares either in physical form or in dematerialized form, as on the cut-off date of 24th August, 2017, may cast their votes by remote e-voting. The remote e-voting module shall be disabled by NSDL for



voting thereafter. Once the vote on a resolution is cast by the Member, the Member shall not be allowed to change it subsequently.

v) The process and manner for remote e-voting is as under:

a. When a Member receives an e-mail from NSDL [for Members whose e-mail IDs are registered with the Company / RTA / Depository Participant/s]:

(i) Open the said e-mail and open PDF file viz. 'Ador remote e-voting.pdf' with your Client ID or Folio No. as password. The said PDF file contains your user ID and password / PIN for remote e-voting.

Please note that this password is an initial password.

(ii) Launch internet browser by typing the following URL:

<https://www.evoting.nsdl.com/>

(iii) Click on Shareholder - Login

(iv) Put User ID and password, as initial password / PIN given / mentioned in step (i) above and click 'Login'

(v) "Password change menu" will appear. Change the password / PIN with new password of your choice with minimum 8 digits / characters or combination thereof and note the new password. It is strongly recommended not to share your password with any other person and take utmost care in keeping your password confidential.

(vi) Home page of remote e-voting opens. Click on remote e-voting: Active Voting Cycles.

(vii) Select 'EVEN' of 'ADOR WELDING LIMITED'.

(viii) Now you are ready for remote e-voting as "Cast Vote" page opens.

(ix) Cast your vote by selecting appropriate option and click on 'Submit' and also 'Confirm' when prompted.

(x) Upon your confirmation, the message 'Vote cast successfully' will be displayed.

(xi) Once you have voted on the resolution, you will not be allowed to modify your vote.

(xii) Institutional shareholders (i.e. other than individuals, HUF, NRI etc.) are required to send scanned copy (PDF/JPG Format) of the relevant Board Resolution / Authority letter etc. together with attested specimen signature of the duly authorized signatory(ies) who are authorized to vote, to the Scrutinizer, through e-mail, at scrutiniser@hkacs.com with a copy marked to evoting@nsdl.co.in

b. In case a Member receives physical copy of the Notice of AGM [for Members whose e-mail IDs are not registered with the Company / RTA / Depository Participant/s or those requesting physical copy]:

(i) Initial password is provided as below at the bottom of the Attendance Slip of the AGM Notice:

EVEN (Remote e-voting Event Number)	USER ID	PASSWORD / PIN

- (ii) Please follow all steps from Sr. No. (ii) to Sr. No. (xii) above, to cast vote.
- vi) In case of any queries, you may refer Frequently Asked Questions (FAQs) and / or remote e-voting user manual for the Members available at the 'downloads section' of www.evoting.nsdl.com or call on toll free no.: 1800-222-990.
 - vii) If you are already registered with NSDL for remote e-voting, then you can use your existing User ID and password / PIN for casting your vote.
 - viii) You can also update your contact number and e-mail ID in user profile details w.r.t. your Folio, which may be used for sending future communication(s).
 - ix) The voting rights of Members shall be in proportion to their shares of the paid up equity share capital of the Company as on the cut-off date i.e. 24th August, 2017.
 - x) Any person, who acquires shares of the Company and becomes Member of the Company after dispatch of the notice and holds shares as of the cut-off date i.e. 24th August, 2017, may obtain the login ID and password by sending a request at evoting@nsdl.co.in

However, if you are already registered with NSDL for remote e-voting then you can use your existing user ID and password for casting your vote. If you forget your password, then you can reset your password by using 'Forgot User Details / Password' option available on www.evoting.nsdl.com or contact NSDL at its toll free no.: 1800-222-990.

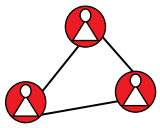
- xi) A person, whose name is recorded in the Register of Members or in the register of beneficial owners, maintained by the depositories, as on the cut-off date i.e. 24th August, 2017 shall only be entitled to avail the facility of remote e-voting or voting at the AGM through ballot paper.
- xii) M/s. Hemanshu Kapadia & Associates, Practicing Company Secretaries, have been appointed as Scrutinizer to scrutinize the voting and remote e-voting process in a fair & transparent manner.
- xiii) The Chairman shall, at the end of discussion on the resolutions on which the voting is to be held at the AGM, allow voting with the assistance of scrutinizer, with the use of 'Ballot Paper' for all those Members who are present at the AGM but have not cast their votes by availing the "remote e-voting" facility.
- xiv) The Scrutinizer shall, after the conclusion of voting at the AGM, first count the votes cast at the meeting and thereafter unblock the votes cast through remote e-voting in the presence of at least two witnesses, who are not in the employment of the Company and shall submit, not later than three days of the conclusion of the AGM, a Consolidated Scrutinizer's Report of the total votes cast in favour and against, if any, to the Chairman or a person authorized by him / her in writing, who shall countersign the same and declare the result of the voting forthwith.
- xv) The Voting Results along with the report of the Scrutinizer shall be placed on the website of the Company, www.adorwelding.com and on the website of NSDL immediately after the declaration of result, by the Chairman or a person authorized by him / her in writing. The voting results shall also be immediately forwarded to BSE Limited & the National Stock Exchange (India) Limited.

By Order of the Board

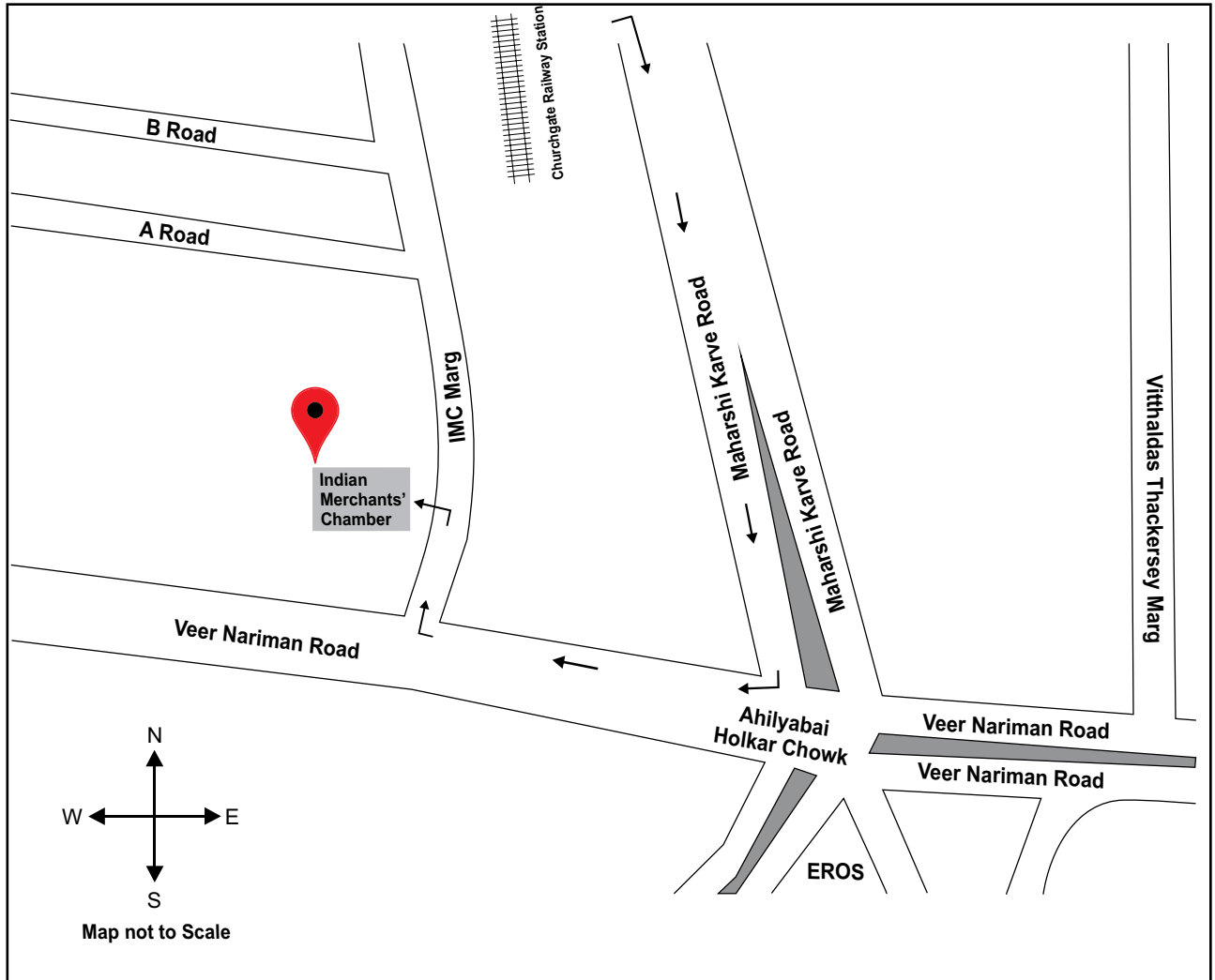
V. M. Bhide

**Head – Corp. Admin., Int. Audit,
KM, Legal & Company Secretary**

Place: Mumbai
Date: 09th May, 2017



Route Map of the Venue of the 64th Annual General Meeting



ANNEXURE TO THE NOTICE EXPLANATORY STATEMENT

(Pursuant to the provisions of Section 102 of the Companies Act, 2013 and SS-2 in respect of Item No. 6)

Item No. 6

Ratification of remuneration payable to M/s. Kishore Bhatia & Associates, Cost Accountants, Mumbai, as the Cost Auditors for FY 2017-18

The Board of Directors, at its meeting held on 09th May, 2017, pursuant to Section 148 of the Companies Act, 2013 and Rule 14 of the Companies (Audit & Auditors) Rules 2014, appointed M/s. Kishore Bhatia & Associates, Cost Accountants, Mumbai, as the Cost Auditors of the Company for FY 2017-18 for a remuneration of ₹ 4,50,000/- (Rupees Four Lakhs & Fifty Thousand Only) plus tax as applicable, on the recommendation of the Audit Committee, subject to ratification by the Members at the ensuing Annual General Meeting (AGM).

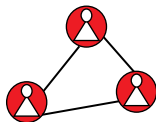
The resolution at Item No. 6 of the Notice is set out as an Ordinary Resolution for the approval by the Members in accordance with Section 148 of the Companies Act, 2013.

None of the Directors and Key Managerial Personnel of the Company and / or their relatives are concerned or interested, financially or otherwise, in the resolution set out at Item No. 6.

By Order of the Board

Place: Mumbai
Date: 09th May, 2017

V. M. Bhide
**Head – Corp. Admin., Int. Audit,
KM, Legal & Company Secretary**



**Appendix-1 to the Explanatory Statement to the Notice of the 64th Annual General Meeting
Information of Directors seeking re-appointment at the AGM [In pursuance of SEBI (LODR) Regulations, 2015 & Secretarial Standard-2]**

Sr. No.	Name	DIN	Date of Birth	Date of Appointment	Qualification/s & Experience	Expertise	Directorships held in other Companies (excluding Foreign companies)	Chairmanships / Memberships of Committees*	Share -holding in AWL
1	Ms. A. B. Advani	00029256	19-11-1954	01-05-2014	<ul style="list-style-type: none"> A Science Graduate (Hons) from the University of Sussex. Owners Management Programme from Harvard Business School. Strategic Financial Planning from IIM, Ahmedabad. Over 40 years of working experience with Ador Welding Limited 	General Management and Strategic Financial Planning	<ul style="list-style-type: none"> Ador Powertron Ltd. Metro Shoes Ltd. J. B. Advani & Co. Pvt. Ltd. Ador Green Energy Pvt. Ltd. Ador Welding Academy Pvt. Ltd. Greenline Industrial System Pvt. Ltd. 	<ul style="list-style-type: none"> Audit Committee of Ador Powertron Ltd. Audit Committee of Metro Shoes Ltd. 	2,95,480
2	Mrs. N. Malkani Nagpal	00031985	06-07-1971	30-07-2015	<ul style="list-style-type: none"> MBA, with specialization in Finance from Imperial College, UK. B.Sc. in Business & Economics from Lehigh University, PA, USA. Over 19 years of working experience 	Financial Management	<ul style="list-style-type: none"> Ador Multiproducts Ltd. Ador Fontech Ltd. Plem Hotels Ltd. J.B Advani & Co. Pvt. Ltd. Ador Green Energy Pvt. Ltd. 3D Future Tech. Pvt.Ltd. 1908 e-Ventures Pvt. Ltd. 	<ul style="list-style-type: none"> Audit Committee of Ador Fontech Ltd. Stakeholders Relationship Committee of Ador Fontech Ltd. 	57,352

*Considered Chairmanships / Memberships of Audit Committee & Stakeholders Relationship Committee only, other than AWL.

Notes:

1. The terms & conditions of remuneration are as per the agreements executed with the above named Directors.
2. None of the above named Directors are related to each other or with other Directors and KMPs.
3. Both the above named Directors have attended all the Board Meetings in FY 2016-17 (4 out of 4).

ADOR WELDING LIMITED



Registered Office: Ador House, 6, K. Dubash Marg, Fort, Mumbai - 400 001-16, Maharashtra, INDIA.

Tel: +91 22 6623 9300, 2284 2525 | **Fax:** +91 22 2287 3083 | **Website:** www.adorwelding.com

E-mail: investorservices@adorians.com | **CIN:** L70100MH1951PLC008647

PROXY FORM

[Pursuant to Section 105(6) of the Companies Act, 2013 and Rule 19(3) of the Companies (Management and Administration) Rules, 2014]

64th Annual General Meeting: Thursday, 31st August, 2017

Name of the Member(s): _____

Registered Address: _____

E-mail ID: _____

Folio No. / DP ID - Client ID: _____

I / We, being the Member(s), holding, _____ shares of the above named Company, hereby appoint

1. Name: _____ Address: _____

E-mail ID: _____ Signature: _____, or failing him / her

2. Name: _____ Address: _____

E-mail ID: _____ Signature: _____, or failing him / her

3. Name: _____ Address: _____

E-mail ID: _____ Signature: _____,

as my / our proxy to attend and vote (on a poll) for me / us and on my / our behalf at the **64th AGM of the Company**, to be held on **Thursday, 31st August, 2017 at 11:00 a.m.** at **Walchand Hirachand Hall, Indian Merchants' Chamber, Churchgate, Mumbai – 400 020, Maharashtra, India** and at any adjournment thereof in respect of such resolutions as indicated below:

Resolution No.	Resolution	Vote (Optional, see Note 3)	
		For	Against
Ordinary Business			
1	Adoption of Financial Statements (Standalone & Consolidated) for the year ended 31 st March, 2017 and Directors' Report and Auditor's Report thereon		
2	Declare Dividend for FY 2017-18		
3	Re-appointment of Ms. A. B. Advani, as Director, who retires by rotation		
4	Re-appointment of Mrs. N. Malkani Nagpal, as Director, who retires by rotation		
5	Ratification of appointment of M/s. Walker Chandiook & Co., LLP Chartered Accountants, as the Statutory Auditors and fixing their remuneration		
Special Business			
6	Ratification of remuneration payable to M/s. Kishore Bhatia & Associates, Cost Accountant, Mumbai, as the Cost Auditors for FY 2017-18.		

Signed this _____ day of _____ 2017

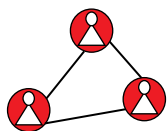
Signature of the Shareholder: _____

Signature of the Proxy holder: _____



Notes:

1. This form of proxy, in order to be effective, should be duly completed and deposited at the Registered Office of the Company, not less than 48 hours before the commencement of the Meeting.
2. For Explanatory Statement and Notes, please refer to the Notice of the 64th AGM.
3. It is optional to put 'X' in the appropriate column against the Resolution indicated in the Box above. If you leave 'For' or 'Against' column blank against any or all the Resolutions, your Proxy will be entitled to vote in the manner as he / she thinks appropriate.
4. Please complete all the details, including the details of Member(s), before submission.



DIRECTORS' REPORT

To,

The Members,

The Directors take pleasure in presenting the Sixty Fourth Annual Report of the Company and the Audited Statements of Accounts for the financial year ended 31st March, 2017.

1.0 FINANCIAL PERFORMANCE

(₹ in Lakhs)

Sr. No.	Key Financial Indicators	For the year ended 31 st March 2017	For the year ended 31 st March 2016	For the year ended 31 st March 2017	For the year ended 31 st March 2016
		Standalone		Consolidated	
1.1	Sales & Other Income (Net of Excise Duty, Discounts & Incentives)	44,997	41,239	45,075	41,362
1.2	Profit before Interest, Depreciation, Tax & Exceptional Items	4,034	4,630	4,022	4,620
1.3	Profit before Tax & Exceptional Items	2,812	3,378	2,785	3,354
1.4	Exceptional Items	-	(195)	-	(195)
1.5	Provision for Tax (including Deferred Tax)	945	918	941	920
1.6	Profit after Tax (PAT) & Exceptional Items	1,867	2,265	1,844	2,239

2.0 DIVIDEND AND RESERVES

- 2.1 The Board of Directors is pleased to recommend a Dividend of 50% (i.e. @ ₹ 5/- per Equity Share) for the Financial Year (FY) 2016-17, subject to the approval of the Members. Dividend for the previous FY 2015-16 was declared @ 50% (i.e. @ ₹ 5/- per Equity Share)*.
- 2.2 The Dividend for FY 2016-17 shall be paid to those Shareholders and Beneficial Owners whose names appear in the Register of Members as on the cut off date for dividend payment.
- 2.3 The Board recommends transfer of ₹ 187 Lakhs (₹ 227 Lakhs)* to General Reserve. (*Figures in brackets indicate previous year).

3.0 OPERATIONS

In FY 2016-17, the total Sales and Other Income went up by 9.11%. The year ended with Sales and Other Income of ₹ 44,997 Lakhs (₹ 41,239 Lakhs)*.

The Company's Sales and Other Income during FY 2016-17 comprised of the following:

- 3.1 Welding Consumables at ₹ 28,235 Lakhs (₹ 27,470 Lakhs)* recorded a marginal growth of about 2.78% over the previous year.
- 3.2 Equipment & Project Engineering at ₹ 15,822 Lakhs (₹ 13,213 Lakhs)* was higher by about 19.75% over the previous year.
- 3.3 Other Income of ₹ 940 Lakhs mainly comprised of FOREX gain, interest, rent income and profit on sale of investments etc. (₹ 556 Lakhs)*.

(*Figures in brackets indicate previous year).

4.0 CAPEX

The Company incurred CAPEX of ₹ 1,381 Lakhs and Capital work - in - progress as at 31st March, 2017 was ₹ 402 Lakhs. CAPEX planned for FY 2017- 18 is ₹ 1,476 Lakhs, mainly for the following:-

- (a) Automation at Consumables and Equipment Plants.
- (b) Production Equipment to balance lines for achieving capacity levels.
- (c) Production related Equipment to improve "productivity and in-process quality".
- (d) Replacement of Old Machinery.
- (e) Analytical Instruments for R&D.
- (f) IT Compliances.

5.0 SUBSIDIARY COMPANIES

5.1 Ador Welding Academy Pvt. Ltd. (AWAPL)

AWAPL, a Wholly Owned Subsidiary of the Company, focuses on creating a pool of skilled welding technicians and professionals to serve a cross-section of industries in the infrastructure sector and also renders consulting to corporates on setting up / improving their welding processes. AWAPL registered a total revenue of ₹ 103 Lakhs (₹ 158 Lakhs)*, with a net loss (before exceptional and extraordinary items & tax) of ₹ 27 Lakhs (₹ 24 Lakhs)*.

(*Figures in brackets indicate previous year).

Mr. Raman Kumar, Chairman of AWAPL, resigned from the Board of AWAPL and he is being relieved on 10th May, 2017. The Board appreciates and acknowledges the contributions made & efforts taken by Mr. Raman Kumar in setting up AWAPL and also for the assistance & guidance provided by him during his tenure as the Director / Chairman of AWAPL.

The Board of Directors of the Company nominated Mr. Satish M. Bhat (DIN: 05168265) onto the Board of AWAPL as an "Additional Director" with effect from 09th May, 2017, as a replacement of Mr. Raman Kumar and requested him to take the Company forward to achieve its objective & goals.

5.2 Plasma Laser Technologies Ltd. (PLT)

During FY 2013-14, the Company had recognised diminution in the value of its investment in PLT and had fully provided for the same in the financial accounts. In FY 2014-15, a Petition for liquidation of PLT was filed by the employees of PLT with the District Court sitting in Nazareth, Israel. In view of this & orders of District Court of Nazareth, the authority to operate & manage PLT vests with the Court. The due process of law for liquidation is still in progress. Your Company does not foresee any further liability to devolve on it.

6.0 CONSOLIDATED FINANCIAL STATEMENTS

The Consolidated financial statements relate to Ador Welding Ltd. and its wholly owned subsidiary, Ador Welding Academy Private Ltd. These consolidated financial statements are prepared in compliance with all the applicable Accounting Standards. The standalone financial statements of AWAPL are posted onto the website of the Company at the weblink below:

http://www.adorwelding.com/images/pdf/key_financials/2017/Ador-Welding-Academy-Pvt.-Ltd---Financial-Statements-for-FY-2016-17.pdf

and hence the same are not annexed with this 64th Annual Report.

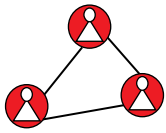
The Annual Accounts and other related information of the said Subsidiary Company will also be made available to the shareholders of the Holding Company.

The Annual Accounts of the Subsidiary Company are available for inspection to the shareholders at the registered office of the Company and your Company shall furnish a physical copy of accounts of subsidiary to any shareholder of the Company, on request.

7.0 RISK MANAGEMENT

Your Company has formulated an Enterprise Risk Management (ERM) framework, to manage various financial & non-financial risks, amongst other things.

The Company has also adopted ERM Policy, which helps to continuously assess & monitor the risks assumed by the Company. The processes



are in place for identifying, evaluating and managing the risks. Based on the ERM Policy, the Board further states that there are no elements of risks, which threaten the existence of the Company.

8.0 RELATED PARTY TRANSACTIONS

The Policy on Related Party Transactions is approved by the Board of Directors and the same is uploaded on the Company's website:

http://www.adorwelding.com/images/pdf/corporate_policies/RPT_policy.pdf

During FY 2016-17, the Company entered into certain Related Party Transactions, in the ordinary course of business and on arms length basis, with prior approval of the Audit Committee. The Audit Committee grants omnibus approval for the transactions with the related parties, which are foreseen & repetitive in nature. A detailed summary of Related Party Transactions vis-à-vis the omnibus approval is placed before the Audit Committee & the Board of Directors for their review on a quarterly basis.

There are no materially significant Related Party Transactions executed between the Company & its Promoters, Directors, Key Managerial Personnel or other designated persons, that may have a potential conflict with the interest of the Company at large. None of the Directors have any pecuniary relationships or transactions vis-à-vis the Company.

9.0 EXTRACT OF ANNUAL RETURN

Pursuant to Sections 92(3) and 134(3)(a) of the Companies Act, 2013, read with Rule 12(1) of the Companies (Management and Administration) Rules, 2014, the extract of Annual Return is appended hereto as **Annexure - I**, and forms part of this Report.

10.0 CORPORATE SOCIAL RESPONSIBILITY (CSR)

As part of its CSR initiatives, the Company spent Rs. 41.18 Lakhs during FY 2016-17 out of the budgeted CSR expenditure of Rs. 51.67 Lakhs, on various projects in the following areas:

- Promoting education among children,

women and underprivileged, including special education & employment enhancing vocation skills, including skill development.

- Promoting sanitation, hygiene and making available safe drinking water or means for the same, to the underprivileged.

The said CSR projects are in accordance with Schedule VII to the Companies Act, 2013. The unspent amount as of 31st March, 2017 was Rs.10.49 Lakhs. The said unspent CSR amount was not utilized as the Company did not receive any appropriate / suitable CSR proposals as per its Corporate Social Responsibility Policy.

The **Annual Report on CSR activities** is annexed hereto as **Annexure – II**.

The composition of the CSR Committee is covered under the Corporate Governance Report, which is annexed to this Report as Annexure – IV.

11.0 LOANS & GUARANTEES

The details of Loans, Guarantees and Investments covered under the provisions of Section 186 of the Companies Act, 2013 are given in the notes to the Financial Statements.

12.0 FIXED DEPOSITS

The Company has neither accepted nor renewed Fixed Deposits during FY 2016-17 and FY 2015-16.

13.0 INSURANCE

The properties / assets of the Company are adequately insured.

14.0 ENERGY CONSERVATION, TECHNOLOGY ABSORPTION & FOREIGN EXCHANGE

The information required under Section 134(3)(m) of the Companies Act, 2013, read with the Companies (Accounts) Rules, 2014 with respect to conservation of energy, technology absorption & foreign exchange earnings / outgo is appended hereto as **Annexure - III**.

15.0 CORPORATE GOVERNANCE

As per the Listing Agreements executed with the

Stock Exchanges, the Company has been following the **Corporate Governance** Code from FY 2001-02 onwards. The Company has complied with all the requirements of the Corporate Governance as per the Listing Agreement executed with the Stock Exchanges for the period 01st April, 2016 to 31st March, 2017 pursuant to Regulation 27(2) of SEBI (Listing Obligations and Disclosure Requirements) Regulations, 2015 and a separate **Report** is attached hereto as **Annexure - IV**.

The Corporate Governance Compliance Certificate received from M/s. Walker Chandniok & Co. LLP, Chartered Accountants, Statutory Auditors of the Company, is also attached to this Report.

The **Management Discussion and Analysis Report**, as mandated under Schedule V of SEBI (LODR) Regulations, 2015 is also attached to this Report as **Annexure V**.

16.0 SIGNIFICANT AND MATERIAL ORDERS

During FY 2016-17, there were no significant orders passed against the Company by the regulators or courts or tribunals, impacting the going concern status and the Company's operations in future.

17.0 NOMINATION & REMUNERATION POLICIES

As required under the provisions of Section 178(3) of the Companies Act, 2013 and SEBI (LODR) Regulations 2015, the Company has adopted the policies for Directors' appointment and remuneration including criteria for determining qualifications, positive attributes, independence of Director, etc. The details of the Remuneration Policy for Directors are explained in the Corporate Governance Report, attached hereto as Annexure - IV.

18.0 INDEPENDENT DIRECTORS

All the Independent Directors of the Company have submitted declaration of their independence, as required under Section 149 (6) of the Companies Act, 2013.

19.0 DIRECTORS AND KEY MANAGERIAL PERSONNEL

19.1 Ms. Aruna. B. Advani (DIN: 00029256) and Mrs. N. Malkani Nagpal (DIN:00031985), Directors of the Company, retire by rotation, as per the Articles of Association of the Company and are eligible for re-appointment.

The Board of Directors, pursuant to Section 152 of the Companies Act, 2013 & Rule 8 of the Companies (Appointment and Qualification of Directors) Rules 2014, has received Form MBP-1 and Consent to act as a Director in Form DIR-2, from Ms. Aruna. B. Advani & Mrs. N. Malkani Nagpal.

19.2 Necessary Resolutions for re-appointment of the aforesaid Directors have been included in the Notice convening the ensuing AGM and details of the proposed appointees are mentioned in the Appendix to the Explanatory Statement annexed to the Notice.

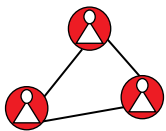
20.0 DIRECTORS PERFORMANCE EVALUATION

The Company has completed a formal annual performance evaluation, by the Board of its own performance & that of its committees and individual Directors, including the Executive Chairman & the Independent Directors. The manner of evaluation has been explained in the Corporate Governance Report in Annexure – IV.

21.0 DIRECTORS' RESPONSIBILITY STATEMENT

Pursuant to Sections 134(3)(c) & 134(5) of the Companies Act, 2013, the Board of Directors of the Company hereby confirm that:

- in the preparation of the Annual Accounts, the applicable Accounting Standards have been followed, along with proper explanation relating to material departures, if any;
- the Directors have selected such accounting policies and applied them consistently and made judgments and estimates that are reasonable and prudent, so as to give a true & fair view of the state of affairs of the Company at the end of the financial year and of the profit of the Company for that period;
- the Directors have taken proper and sufficient care for the maintenance of adequate accounting records, in accordance with the provisions of this Act, for safeguarding the assets of the Company and for preventing & detecting fraud and other irregularities;



- d) the Directors have prepared the Annual Accounts on a going concern basis;
- e) the Directors have laid down internal financial controls, to be followed by the Company and that such internal financial controls are adequate & were operating effectively, and
- f) the Directors have devised proper systems to ensure compliance with the provisions of all the applicable laws and that such systems were adequate & operating effectively.

22.0 AUDIT COMMITTEE AND ITS RECOMMENDATIONS

The composition of the Audit Committee is covered under the Corporate Governance Report, which is annexed to this Report as Annexure - IV.

The Board has accepted all the recommendations of the Audit Committee and hence there is no further explanation to be provided for, in this Report.

23.0 NUMBER OF BOARD MEETINGS

The Company has conducted 4 (four) Board meetings during FY 2016-17 and the details thereof are covered under the Corporate Governance Report, which is annexed to this Report as Annexure - IV.

24.0 STATUTORY AUDITORS

At the 62nd Annual General Meeting held on 30th July, 2015, M/s. Walker Chandiook & Co. LLP, Chartered Accountants, (FRN: 001076N / N500013) were appointed as Statutory Auditors of the Company to hold office till the conclusion of the Annual General Meeting, to be held in the calendar year 2019. In terms of the first proviso to Section 139 of the Companies Act, 2013, the appointment of the Auditors shall be placed for ratification at every subsequent Annual General Meeting since their first appointment. Accordingly, the appointment of M/s. Walker Chandiook & Co. LLP, Chartered Accountants, as the Statutory Auditors of the Company, is placed for ratification by the shareholders. In this regard,

the Company has received a communication from the Auditors to the effect that if they are re-appointed, it would be in accordance with the provisions of Section 141 of the Companies Act, 2013.

25.0 STATUTORY AUDITOR'S REPORT

There are no qualifications in the Auditor's Report & therefore there are no further explanations to be provided for in this Report.

26.0 SECRETARIAL AUDITOR & ITS REPORT

The Board of Directors had appointed M/s. N. L. Bhatia & Associates, (Unique Identification Number: P1996MH055800), a firm of Company Secretaries in Practice, to undertake the Secretarial Audit of the Company for FY 2016-17. The Secretarial Audit Report is annexed herewith as **Annexure - VI**. There are no qualifications in the said Report and therefore no explanations are provided in this Report.

27.0 COST AUDITOR

Pursuant to the provisions of Section 148 of the Companies Act, 2013, the Board of Directors had appointed M/s. Kishore Bhatia & Associates, Cost Accountant, Mumbai, as the Cost Auditor of the Company for FY 2016-17.

The brief information of the Cost Auditor and the Cost Audit Report is as under:

- 27.1 Name of the Cost Auditor: M/s. Kishore Bhatia & Associates
- 27.2 Address: 701/702, D-Wing, Neelkanth Business Park, Nathani Road, Vidhyavihar (West), Mumbai – 400 086, Maharashtra, India.
- 27.3 Membership No.: 31166
- 27.4 Firm Regn. No. : 00294
- 27.5 Due date for filing Cost Audit Report (XBRL) for FY 2015-16 by the Cost Auditor with the Central Government: Within 180 days from the end of the financial year (30th September, 2016).
- 27.6 Actual Date of filing of Cost Audit Report for FY 2015-16 with the Central Government: 19th September, 2016

The Company has appointed M/s. Kishore Bhatia & Associates, Cost Accountants, Mumbai (Firm Registration No. 00294) as the Cost Auditors for FY 2017-18 also. As required under the Companies Act, 2013, the remuneration payable to the Cost Auditor for FY 2017-18, is being placed before the Members at the ensuing Annual General Meeting, for ratification. Accordingly, a Resolution seeking Members' ratification for the remuneration payable to M/s. Kishore Bhatia & Associates, Cost Auditors is included as Item No. 6 of the Notice convening the Annual General Meeting.

28.0 VIGIL MECHANISM & WHISTLE BLOWER POLICY

The Company has framed a policy on Vigil Mechanism-cum-Whistle Blower, which enables any Director / employee of the Company to report their genuine concerns / instances of any unethical / improper activity, directly to the Chairman of the Audit Committee, as a Protected Disclosure. The detailed policy is also posted on the Company's intranet Portal SANVAD and onto its website at http://www.adorwelding.com/images/pdf/corporate_policies/whistle_Blower_cum_Vigil_Mechanism_Policy.pdf

29.0 POLICY ON PREVENTION OF SEXUAL HARASSMENT

The Company has adopted a policy under The Sexual Harassment of Women at Workplace (Prevention, Prohibition and Redressal) Act, 2013 and also formed a Committee to look into the Complaints, if received. During FY 2016-17, the Company carried out various awareness programs on this subject. No complaints were received by the Committee during FY 2016-17.

30.0 EMPLOYEES

30.1 The industrial relations at all the Plants and Offices of the Company continue to remain harmonious, cordial and peaceful.

30.2 The information required pursuant to Section 197(12) of the Companies Act, 2013 read with Rule 5 of the Companies (Appointment and Remuneration of Managerial Personnel) Rules, 2014 in respect of the employees of the Company, is annexed herewith as **Annexure - VII.**

30.3 The manpower strength of the Company as at the date of this Report is 601.

31.0 ACKNOWLEDGEMENT

Your Directors take this opportunity to place on record their warm appreciation for the invaluable contribution and spirit of dedication shown by the employees at all levels during FY 2016-17. The Directors also express their deep gratitude for the business assistance, co-operation and support extended to your Company by its Customers, Distributors, Dealers, Suppliers, Service Providers, Bankers, various Government Organisations / Agencies & Shareholders and look forward to their continued support and co-operation in future also.

For and on behalf of the Board

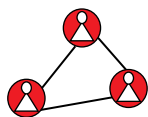
Aruna B. Advani

Executive Chairman

(DIN: 00029256)

Place: Mumbai

Date: 09th May, 2017

**ANNEXURE I - TO THE DIRECTORS' REPORT****FORM NO. MGT-9****EXTRACT OF ANNUAL RETURN as of the Financial Year ended 31st March, 2017****[Pursuant to Sections 92(3) & 134(3)(a) of the Companies Act, 2013 and Rule 12(1) of the Companies (Management and Administration) Rules, 2014]****I. Registration and Other Details**

1	CIN	L70100MH1951PLC008647
2	Registration Date	22 nd October, 1951
3	Name of the Company	Ador Welding Limited
4	Category / Sub-Category of the Company	Public Company
5	Address of the Registered Office and contact details	Ador House, 6, K. Dubash Marg, Fort, Mumbai - 400 001-16, Maharashtra, India Tel: +91 22 6623 9300 / 2284 2525 Fax: +91 22 2287 3083 Web: www.adorwelding.com E-mail ID: investorservices@adorians.com
6	Whether listed Company (Yes / No)	Yes
7	Name, Address and Contact details of Registrar and Share Transfer Agent, if any	Sharex Dynamic (India) Pvt. Ltd. Address: Unit - 1, Luthra Industrial Premises, Safed Pool, Andheri Kurla Road, Andheri (East), Mumbai - 400 072 Tel: +91 22 2851 5606 / 44 / 6338 E-mail: sharexindia@vsnl.com

II. Principal Business Activities of the Company

All the business activities contributing 10% or more of the total turnover of the Company shall be stated:-

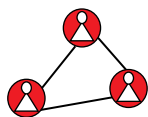
Sr. No.	Name and Description of main Products / Services	NIC Code of the Product / Service	% to total turnover of the Company
1	MANUAL METAL ARC WELDING / BRAZING ELECTRODES of Manufacture falling under ITC-broad description of CORED WIRE BASE OF METAL FOR ELECTRIC ARC WELDING	83112000 & 83111000	64
	CONTINUOUS WELDING ELECTRODES of Manufacture falling under ITC-broad description CORED WIRE OF BASE METAL FOR ELECTRIC ARC WELDING, ARC WELDING / BRAZE WELDING FLUXES of Manufacture falling under ITC broad description of OTHER, including parts.	72299016	
2	WELDING & CUTTING EQUIPMENT AND ACCESSORIES of Manufacture falling under ITC-broad description OTHER (including PEB Products)	85151900	36

III. Particulars of Holding, Subsidiary and Associate Companies

Sr. No.	Name and Address of the Company	CIN / GLN	Holding / Subsidiary / Associate	% of shares held	Applicable section
1	J. B. Advani & Co. Pvt. Ltd. Ador House, 6, K. Dubash Marg, Fort, Mumbai - 400 001-16, Maharashtra, India	U51900MH1925PTC004217	Holding	50.01%	2(46)
2	Ador Welding Academy Pvt. Ltd. A-108, H Block, MIDC, Pimpri, Pune - 411 018, Maharashtra, India	U74900PN2012PTC144148	Subsidiary	100%	2(87)

IV. Shareholding Pattern (Equity Share Capital Breakup as Percentage of Total Equity)
i) Category-wise Share Holding

Category of Shareholders	No. of Shares held at the beginning of the financial year (01.04.2016)				No. of Shares held at the end of the financial year (31.03.2017)				% Change during the year
	Demat		Physical		Demat		Physical		
	Total	% of Total Shares	Total	% of Total Shares	Total	% of Total Shares	Total	% of Total Shares	
A. Promoters									
(1) Indian									
a) Individual / HUF	8,58,916	0	8,58,916	6.32	8,59,446	0	8,59,446	6.32	0.00
b) Central Govt	0	0	0	0.00	0	0	0	0.00	0.00
c) State Govt(s)	0	0	0	0.00	0	0	0	0.00	0.00
d) Bodies Corps.	68,00,531	0	68,00,531	50.01	68,00,531	0	68,00,531	50.01	0.00
e) Banks / FIs	0	0	0	0.00	0	0	0	0.00	0.00
f) Any Other	0	0	0	0.00	0	0	0	0.00	0.00
Sub-total (A)(1)	76,59,447	0	76,59,447	56.33	76,59,977	0	76,59,977	56.33	0.00
(2) Foreign									
a) NRIs – Individuals	49,050	0	49,050	0.36	49,050	0	49,050	0.36	0.00
b) Other – Individuals	0	0	0	0.00	0	0	0	0.00	0.00
c) Bodies Corps.	0	0	0	0.00	0	0	0	0.00	0.00
d) Banks / FIs	0	0	0	0.00	0	0	0	0.00	0.00
e) Any Other	0	0	0	0.00	0	0	0	0.00	0.00
Sub-total (A)(2)	49,050	0	49,050	0.36	49,050	0	49,050	0.36	0.00
Total shareholding of Promoters (A) = (A)(1)+(A)(2)	77,08,497	0	77,08,497	56.69	77,09,027	0	77,09,027	56.69	0.00
B. Public Shareholding									
(1) Institutions									
a) Mutual Funds	22,13,006	4,600	22,17,606	16.31	22,44,213	4,600	22,48,813	16.54	0.23
b) Banks / FIs	332	300	632	0.01	3,810	300	4,110	0.03	0.02
c) Central Govt	0	0	0	0.00	0	0	0	0.00	0.00
d) State Govt(s)	0	0	0	0.00	1,057	0	1,057	0.01	0.01
e) Venture Capital Funds	0	0	0	0.00	0	0	0	0.00	0.00
f) Insurance Companies	0	10	10	0.00	0	10	10	0.00	0.00
g) FIs	0	3,925	3,925	0.03	0	3,925	3,925	0.03	0.00
h) Foreign Venture Capital Funds	0	0	0	0.00	0	0	0	0.00	0.00
i) Others (specify)	0	0	0	0.00	0	0	0	0.00	0.00
Sub-total (B)(1)	22,13,338	8,835	22,22,173	16.35	22,49,080	8,835	22,57,915	16.61	0.26



(2) Non Institutions																	
a) Bodies Corp.																	
i) Indian	2,65,139	3,505	2,68,644	1.98	2,403,78	3,505	2,438,83	1.79									(0.19)
ii) Overseas	0	0.00	0	0.00	0	0	0	0.00									0.00
b) Individuals																	
i) Individual shareholders holding nominal share capital upto ₹ 1 Lakh	19,20,985	4,35,337	23,56,322	17.33	1,919,108	4,257,61	23,448,69	17.24									(0.09)
ii) Individual shareholders holding nominal share capital in excess of ₹ 1 Lakh	4,45,151	1,16,640	5,61,791	4.13	5,10,974	1,16,640	6,27,614	4.62									0.49
c) Others (specify)																	
i) Clearing Members	60,703	0	60,703	0.45	16,762	0	16,762	0.13									(0.32)
ii) OCBs	0	300	300	0.00	0	300	300	0.00									0.00
ii) NRIs	1,82,308	2,37,729	4,20,037	3.09	1,65,714	2,32,383	3,98,097	2.93									(0.16)
Sub-total (B)(2)	28,74,286	7,93,511	36,67,797	26.97	28,52,936	7,78,589	36,31,525	26.71									(0.26)
Total Public Shareholding (B) = (B)(1) + (B)(2)	50,87,624	8,02,346	58,89,970	43.31	51,02,016	7,87,424	58,89,440	43.31									0.00
C. Shares held by Custodian for GDRs & ADRs	0	0.00	0	0.00	0	0	0	0.00									0.00
Grand Total (A+B+C)	1,27,96,121	8,02,346	1,35,98,467	100.00	1,28,11,243	7,87,224	1,35,98,467	100.00									0.00

ii) Shareholding of Promoters

Sr. No.	Promoter's Name	Shareholding at the beginning of the financial year (01.04.2016)		Shareholding at the end of the financial year (31.03.2017)		% change in Shareholding during the year	
		No. of Shares	% of total Shares of the Company	No. of shares	% of total Shares of the Company	% of Shares Pledged / encumbered to total shares	% change in Shareholding during the year
1	J. B. Advani & Co. Pvt. Ltd.	68,00,531	50.01	68,00,531	50.01	0.00	0.00
2	A. B. Advani	2,95,480	2.17	2,95,480	2.17	0.00	0.00
3	A. T. Malkani	1,03,626	0.76	1,03,626	0.76	0.00	0.00
4	A. T. Mirchandani*	64,430	0.47	64,430	0.47	0.00	0.00
5	G. H. Malkani	56,400	0.41	56,400	0.41	0.00	0.00
6	N. Malkani Nagpal	57,352	0.42	57,352	0.42	0.00	0.00
7	M. G. Malkani	55,500	0.41	55,500	0.41	0.00	0.00
8	G. G. Malkani	55,500	0.41	55,500	0.41	0.00	0.00
9	R. T. Malkani	56,171	0.41	56,171	0.41	0.00	0.00
10	P. D. Lambert	49,050	0.36	49,050	0.36	0.00	0.00
11	G. H. Malkani (HUF)	47,400	0.35	47,400	0.35	0.00	0.00
12	D. A. Lalvani	21,112	0.16	21,642	0.16	0.00	0.00
13	V. A. Lalvani	19,190	0.14	19,190	0.14	0.00	0.00
14	S. A. Malkani	14,173	0.10	14,173	0.10	0.00	0.00
15	R. A. Mirchandani	8,002	0.06	8,002	0.06	0.00	0.00
16	R. A. Lalvani	3,680	0.03	3,680	0.03	0.00	0.00
17	P. K. Mathur	900	0.00	900	0.00	0.00	0.00

*Deceased

iii) Change in Promoters Shareholding

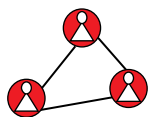
Sr. No.	Particulars	Shareholding at the beginning of the financial year (01.04.2016)		Date	Reason	Increase / Decrease in Shareholding		Cumulative Shareholding during the financial year 2016-17	
		No. of Shares	% of total Shares of the Company			No. of Shares	% of total Shares of the Company	No. of Shares	% of total Shares of the Company
1	D. A. Lalvani	21,112	0.16	30.06.2016	Purchase of Shares	350	0.00	21,462	0.16
				21.10.2016	Purchase of Shares	180	0.00	21,642	0.16

iv) Shareholding Pattern of top ten Shareholders (other than Directors, Promoters and holders of GDRs & ADRs)

Sr. No.	Shareholder's Name (for each of the top 10 shareholders)	Shareholding at the beginning of the financial year (01.04.2016)		Cumulative Shareholding during the financial year 2016-17	
		No. of Shares	% of total shares of the Company	No. of Shares	% of total shares of the Company
1	Reliance Capital Trustee Co Ltd. A/c	9,91,605	7.29	11,67,129	8.58
2	Tata Trustee Co. Ltd A/c Tata Mutual	2,44,549	1.80	2,44,549	1.80
3	Sundaram Mutual Fund A/c Sundaram Series VI	2,12,328	1.56	2,12,328	1.56
4	HDFC Small & Midcap Fund	1,45,317	1.07	1,45,317	1.07
5	Sundaram Mutual Fund A/c Sundaram Series V	1,42,957	1.05	1,42,957	1.05
6	Sundaram Mutual Fund A/c Sundaram Series I	1,36,192	1.00	1,36,192	1.00
7	Court Receiver, High Court, Mumbai	1,16,640	0.86	1,16,640	0.86
8	Sundaram Mutual Fund A/c Sundaram Series VIII	1,13,987	0.84	1,13,987	0.84
9	Angel Holdings Pvt Ltd.	94,350	0.69	94,350	0.69
10	Jetu Jacques Taru Lalvani	94,000	0.69	94,000	0.69

v) Shareholding of Directors and Key Managerial Personnel

Sr. No.	Shareholder's Name (for Each of the Directors and KMPs)	Shareholding at the beginning of the financial year (01.04.2016)		Cumulative Shareholding during the financial year 2016-17	
		No. of Shares	% of total shares of the Company	No. of Shares	% of total shares of the Company
1	A. B. Advani	2,95,480	2.17	2,95,480	2.17
2	N. Malkani Nagpal	57,352	0.42	57,352	0.42
3	R. A. Mirchandani	8,002	0.06	8,002	0.06
4	A. T. Malkani	1,03,626	0.76	1,03,626	0.76
5	D. A. Lalvani	21,112	0.16	21,642	0.16
6	G. M. Lalwani	10	0.00	10	0.00
7	V. M. Bhide	150	0.00	150	0.00



V. Indebtedness

Indebtedness of the Company including interest outstanding / accrued but not due for payment

(₹ in Lakhs)

Particulars	Secured	Unsecured Loans (excluding deposits)	Deposits	Total Indebtedness
Indebtedness at the beginning of the financial year (01.04.2016)				
i) Principal Amount	-	17.00	-	17.00
ii) Interest due but not paid	-	-	-	-
iii) Interest accrued but not due	-	-	-	-
Total (i+ii+iii)	-	17.00	-	17.00
Change in Indebtedness during the financial year				
• Addition	2,800.00	-	-	2,800.00
• Reduction	-	(17.00)	-	(17.00)
Net Change	2,800.00	(17.00)	-	2,783.00
Indebtedness at the end of the financial year (31.03.2017)				
i) Principal Amount	2,800.00	-	-	2,800.00
ii) Interest due but not paid	-	-	-	-
iii) Interest accrued but not due	6.29	-	-	6.29
Total (i+ii+iii)	2,806.29	-	-	2,806.29

VI. Remuneration of Directors and Key Managerial Personnel

A. Remuneration to the Managing Director, Whole – Time Directors and / or Manager

(₹ in Lakhs)

Sr. No.	Particulars of Remuneration	Name of MD / WTD / Manager			Total
		A. B. Advani	S. M. Bhat	N. Malkani Nagpal	
1	Gross Salary				
	(a) Salary as per the provisions contained in section 17(1) of the Income Tax Act, 1961	104.64	83.32	77.37	265.33
	(b) Value of the perquisites u/s 17(2) of the Income Tax Act, 1961	21.56	10.66	9.46	41.68
	(c) Profits in lieu of salary under Section 17(3) of the Income Tax Act, 1961	-	-	-	-
2	Stock Option	-	-	-	-
3	Sweat Equity	-	-	-	-
4	Commission – as % of profit – others, specify.	2.97	11.88	2.97	17.82
5	Others (Bonus for FY 2016-17)	-	22.00	-	22.00
	Total (A)	129.17	127.86	89.80	346.83

Note: The remuneration payable to the Executive Directors is within the overall ceilings as per the Companies Act, 2013.

B. Remuneration to other Directors

1. Independent Directors

(₹ in Lakhs)

Particulars of Remuneration	Name of the Director						Total
	M. K. Maheshwari	P. K. Gupta	R. N. Sapru	K. Digvijay Singh	G. M. Lalwani	S. G. Mirchandani	
Fees for attending Board & Committee meetings	0.82	0.72	0.50	0.72	0.40	0.30	3.46
Commission	3.30	3.30	3.30	3.30	3.30	3.30	19.80
Others, please specify	-	-	-	-	-	-	-
Total (1)	4.12	4.02	3.80	4.02	3.70	3.60	23.26

2. Other Non-Executive Directors

(₹ in Lakhs)

Particulars of Remuneration	Name of the Directors			Total
	R. A. Mirchandani	A. T. Malkani	D. A. Lalvani	
Fees for attending Board & Committee meetings	0.45	0.65	0.89	1.99
Commission	3.30	3.30	3.30	9.90
Others, please specify	-	-	-	-
Total (2)	3.75	3.95	4.19	11.89
Total (B)=(1+2)				35.15

Note: The remuneration payable to the Non-Executive Directors is within the overall ceilings as per the Companies Act, 2013.

C. Remuneration to the Key Managerial Personnel (KMP) other than MD / Manager / WTD:

(₹ in Lakhs)

Sr. No.	Particulars of Remuneration	Key Managerial Personnel		
		CS	CFO	Total
1	Gross salary			
	(a) Salary as per provisions contained in section 17(1) of the Income Tax Act, 1961	26.68	25.17	51.85
	(b) Value of perquisites u/s 17(2) of the Income Tax Act, 1961	1.03	-	1.03
	(c) Profits in lieu of salary under section 17(3) of the Income Tax Act, 1961	-	-	-
2	Stock Option	-	-	-
3	Sweat Equity	-	-	-
4	Commission - as % of profit - other, specify.	-	-	-
5	Others - specify.	-	-	-
	Total	27.71	25.17	52.88

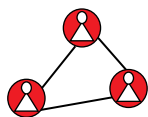
VII. Penalties / Punishment / Compounding of Offences

Sr. No.	Type	Section of the Companies Act, 2013	Brief Description	Details of Penalty / Punishment / Compounding fees imposed	Authority [RD / NCLT / COURT]	Appeal made, if any (give details)
A	Company			NIL		
	Penalty					
	Punishment					
	Compounding					
B	Directors					
	Penalty					
	Punishment					
	Compounding					
C	Other Officers In Default					
	Penalty					
	Punishment					
	Compounding					

For and on behalf of the Board

 Aruna. B. Advani
Executive Chairman
 (DIN: 00029256)

Place: Mumbai
Date: 09th May, 2017

**ANNEXURE II - TO THE DIRECTORS' REPORT****ANNUAL REPORT ON CORPORATE SOCIAL RESPONSIBILITY (CSR) ACTIVITIES FOR FY 2016-17****1. A brief outline of the Company's CSR Policy, including overview of projects / programmes proposed to be undertaken and a reference to the web-link to the CSR Policy and projects or programmes:**

Ador Welding Limited's (AWL's) CSR Committee believes that it is important for the organization to focus on its philanthropic activities as a part of its DNA, and had, hence, identified the following areas as its primary focus for FY 2016-17:

- Promoting education among children, women, elderly and differently abled, including special education & employment enhancing vocational skills, especially skill development and encouraging safety practises in manufacturing & allied fields.
- Empowering women towards individual and professional development opportunities.
- Promoting sanitation, hygiene & making available safe drinking water to the non-privileged / underprivileged.
- Any other activities mentioned under Schedule VII to the Companies Act, 2013, as may be identified by CSR Committee from time to time.

Web-link of CSR Policy: http://www.adorwelding.com/images/pdf/corporate_policies/CSR-Policy-FY-2017-18_new.pdf

2. Composition of the CSR Committee:

Mr. M. K. Maheshwari - Chairman (Non - Executive & Independent Director)
 Ms. A. B. Advani - Member (Executive Chairman)
 Mr. S. M. Bhat - Member (Managing Director)
 Mr. D. A. Lalvani - Member (Non - Executive Director)

3. Average net profit of the Company for the last three financial years, under Section 198 of the Companies Act, 2013: ₹ 2,583.28 Lakhs**4. Prescribed CSR Expenditure (2% of the amount as in item 3 above): ₹ 51.67 Lakhs****5. Details of CSR spend for FY 2016-17:**

(a) Total amount spent for FY 2016-17 : ₹ 41.18 Lakhs

(b) Amount unspent : ₹ 10.49 Lakhs

(c) Manner in which the amount spent during FY 2016-17 is detailed below:

Sr. No.	CSR project / activity identified	Sector in which project is covered	Projects / Programs	Amount of outlay (budget) – project / program wise	Amount spent on the projects / programs Sub-heads: (1) Direct expenditure on projects / programs (2) Over-heads	Cumulative expenditure upto the reporting period	Amount spent: Direct or through implementing agency
1	Drinking Water Facilities	Making available clean drinking water to the draught affected citizens of India	Funding for transporting water from Miraj to the draught affected citizens of Latur, Maharashtra	₹ 5.65 Lakhs	Direct Exp.- ₹ 5.65 Lakhs Overhead – NIL	₹ 5.65 Lakhs	₹ 5.65 Lakhs: through Senior. Divisional Railway Manager, Pune

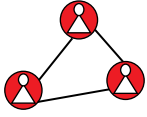
Sr. No.	CSR project / activity identified	Sector in which project is covered	Projects / Programs	Amount of outlay (budget) – project / program wise	Amount spent on the projects / programs Sub-heads: (1) Direct expenditure on projects / programs (2) Over-heads	Cumulative expenditure upto the reporting period	Amount spent: Direct or through implementing agency
2	Vocational Training	Vocational Training for girl students	Imparting base weld training for girl students from poor families	₹ 4.03 Lakhs	Direct Exp. – ₹ 4.03 Lakhs Overhead - NIL	₹ 4.03 Lakhs	₹ 4.03 Lakhs: through Pragati Foundation, Pune
3	Water Facility	Hot Water facility to school students	Donated Solar water heater to a school run by VKA located near Silvassa Plant	₹ 2.30 Lakhs	Direct Exp. - ₹ 2.10 Lakhs Overhead - ₹ 0.20 Lakh	₹ 2.30 Lakhs	₹ 2.10 Lakhs: Paid directly to Kpower Enersol Pvt. Ltd.
4	Vocational Training	Vocational training to the needy & poor people	Sponsored for funding 'Skill Development Programme' for employment enhancement of the needy people.	₹ 7.18 Lakhs	Direct Exp. - ₹ 7.18 Lakhs Overhead - NIL	₹ 7.18 Lakhs	₹ 7.18 Lakhs: through MCCIA
5	Vocational Training	Vocational Training for poor & needy	Sponsored / donated resistance welding equipment & accessories for taking up Skilling & Entrepreneurship Training Programmes for the poor & needy in partnership with NSDC	₹10.26 Lakhs	Direct Exp. - ₹ 9.25 Lakhs Overhead - ₹ 1.01 Lakh	₹10.26 Lakhs	₹10.26 Lakhs: through MCCIA
6	Vocational Training	Vocational Training for poor & needy	Sponsored 'Skill Development Programme' for poor & needy	₹ 3.92 Lakhs	Direct Exp. - ₹ 3.92 Lakhs Overhead – NIL	₹ 3.92 Lakhs	₹ 3.92 Lakhs through MCCIA
7	Education	Promoting Education for poor & needy in IT	Purchased desktop computers & computer tables	₹ 0.69 Lakh	Direct Exp. - ₹ 0.65 Lakh Overhead - ₹ 0.04 Lakh	₹ 0.69 Lakh	₹ 0.69 Lakh through Vertex Computers
8	Vocational Training	Vocational Training for underprivileged women	Imparting Training Programme for women in Jewelry making in PCMC Area	₹ 1.80 Lakhs	Direct Exp.- ₹ 1.80 Lakhs Overhead – NIL	₹ 1.80 Lakhs	₹ 1.80 Lakhs through Pragati Foundation
9	Vocational Training	Vocational Training for poor & needy	Imparting base weld training for poor & needy	₹ 4.65 Lakhs	Direct Exp.- ₹ 4.65 Lakhs Overhead – NIL	₹ 4.65 Lakhs	₹ 4.65 Lakhs: through MCCIA
10	Vocational Training	Promoting Education for poor & needy	Paid to vendor named "Chaphekar Samittee" for making MS Structure shed for students	₹ 0.70 Lakh	Direct Exp.- ₹ 0.70 Lakh Overhead – NIL	₹ 0.70 Lakh	₹ 0.70 Lakh: through vendor
Total						₹ 41.18 Lakhs	

CORPORATE PROFILE

STATUTORY REPORT

STANDALONE FINANCIALS

CONSOLIDATED FINANCIALS



6. In case the Company has failed to spend two percent of the average net profits of the last three Financial Years or any part thereof, the Company shall provide the reasons for not spending the amounts in its Board Report - Refer Directors' Report.
7. During FY 2016-17, the implementation and monitoring of CSR Policy was in conformity with the CSR objectives and CSR Policy of the Company.

Place: Mumbai

Date: 09th May, 2017

Aruna B. Advani

Executive Chairman

(DIN: 00029256)

For **Ador Welding Limited**

M. K. Maheshwari

Chairman of the CSR Committee

(DIN: 00012341)

Corporate Social Responsibility (CSR) Policy

Philosophy on CSR:

At Ador Welding Limited (AWL), fulfilling the Corporate Social Responsibility (CSR) primarily means to personify our statement of Corporate Group Vision, i.e. "to foster business excellence, high ethical & social practices and create pride for all stakeholders in ADOR family".

At AWL, we believe in the ethos of Triple-Bottom-Line Approach to achieve a balance of economic, environmental and social imperatives. We ardently endeavour to make CSR a cornerstone of our corporate culture and thereby contribute to the social & economic development of the community, in which we operate.

In pursuit of our commitment to comprehensive growth, we venture to have in place a framework to integrate social, environmental, humanitarian concerns into our core business strategy, in the best interest of all our stakeholders.

Focus areas of CSR:

Arising from this, the key focus areas that echo AWL's CSR policy, are the following and AWL's CSR programs will cover all or any of these focus areas:

- Eradicating hunger, poverty and malnutrition, promoting preventive healthcare & sanitation, making available safe drinking water;
- Promoting education; including special education and employment enhancing vocational skills especially among children, women, elderly and the differently abled and livelihood enhancement projects;
- Promoting gender equality, empowering women, setting up homes and hostels for women and orphans, setting up old age homes, day care centres and such other facilities for senior citizens and measures for reducing inequalities faced by socially and economically backward groups;
- Ensuring environmental sustainability, ecological balance, protection of flora and fauna, animal welfare, agro forestry, conservation of natural resources and maintaining quality of soil, air & water;
- Taking up Rural development projects;
- Contributing to development & improvement in quality of life of the workforce and their families as well as of the society at large.
- Conservation of energy, including projects related to renewable sources of energy.

Organisational mechanism for CSR:

The Board of Directors shall form a CSR Committee pursuant to the provisions of Section 135 of the Companies Act 2013, and will lay down the guidelines / key focus areas for the CSR activities every year.

The CSR committee will be in charge for:

- developing the CSR annual strategy, based on the guidelines set by the Companies Act, 2013 & Rules framed thereunder.
- preparing annual plan for CSR activities, project development, project approval, etc.
- deciding on the modalities of execution of programs
- contracting, budgeting & payments.
- monitoring the execution mechanism for CSR projects.
- Periodic reporting and communication to the Board.

The CSR Committee will ensure the following:

- appropriate organizational structure to effectively identify, monitor & manage CSR issues and performance relevant to our businesses.
- all kinds of income accrued to AWL by way of CSR activities, if any, to be credited back to CSR corpus.

Implementation Mechanism of CSR:

CSR activities will be implemented either directly, on its own by the Company or through non-profit organisations, which are into CSR activities.

AWL can also enter into collaborative partnerships with the Government, NGOs, independently registered non-profit organisations, or with other like-minded stakeholders, so as to widen the Company's reach and leverage upon the collective expertise & experience, these partnerships will pool in their resources for CSR activities.

Management Commitment to CSR:

All Adorians will adopt the essence of CSR considerations illustrated in this policy into their day-to-day work activities and will act as role models.

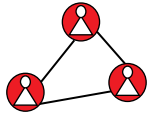
AWL believes that in doing so, we will add significant value to our society.

Composition of the CSR Committee:

The committee will consist of three or more directors, out of which at least one Director shall be an Independent Director. No sitting fees will be paid to the Members of CSR Committee.

Functions of the CSR Committee:

- a. To formulate and recommend to the Board, a CSR Policy indicating the activities to be undertaken by the Company.
- b. Recommend the amount to be spent on these activities.
- c. Monitor the Company's CSR policy periodically.
- d. Preference to be given, to the local areas from where the Company operates, for CSR spending.



ANNEXURE III – TO THE DIRECTORS' REPORT

DISCLOSURE OF PARTICULARS WITH RESPECT TO CONSERVATION OF ENERGY, TECHNOLOGY ABSORPTION AND FOREIGN EXCHANGE EARNINGS & OUTGO, AS REQUIRED UNDER SECTION 134 (3)(m) OF THE COMPANIES ACT, 2013, READ WITH THE COMPANIES (ACCOUNTS) RULES, 2014.

A. Conservation of Energy

1. In consumable plants, DC Motor and drive are converted to AC Motor and Drive, with latest PLC logic.
2. Change in design of "Die" for wire drawing operation has led to saving of electricity.
3. Many initiatives are taken to increase productivity of manufacturing operations in Electrode Extrusion, SAW Flux Manufacturing, etc. These initiatives have resulted in reduced energy utilization.

B. Technology Absorption

The Company has 2 (two) Technology Development Centres (TDCs), 1 (one) each for Consumables and Equipment, both located at Chinchwad, Pune in Maharashtra. These TDCs continue to pursue their goals, with renewed vigour, in terms of innovation, upgradation, improvement and cost reduction. These TDCs regularly interact with the market / users for improving the competitive features and performance of the Company's products. Some of the significant technology absorptions / innovations are listed hereunder:

1. Design and development of 500A High current rating AC / DC Pulse TIG welding machine for higher thickness Aluminum and other metal TIG welding. This is having digital LCD display for easy user interface with the machine.
2. Development of high current inverter based plasma cutting machine having cutting capacity of 35 mm, which can be interfaced with CNC machine for automation.
3. Industrial design of 400A inverter based machine with improved features for machine handling has been granted the prestigious "INDIA DESIGN MARK 2017" certificate, which is given for Industrial design in Equipment category.
4. Innovative measurement method has been established for measuring SAW flux fragility and eccentricity.
5. Developed and introduced the pulse MIG welding machine for pulse MIG process by developing the innovative algorithm for producing the current pulses and stable arc length. This algorithm has been developed for various combinations of Material and shielding gases.
6. Following components are developed locally as import substitute:
 - a) Ferrite transformer of 300A inverter machines.
 - b) Current-sensors for sensing welding current.
7. **Energy Conservation and Safety:**
 - a) CE marking was awarded to model CHAMP T400. For complying with CE marking requirement, machine has to be tested for safety, with respect to Electrical Hazards and Fire Hazards. Apart from safety hazards, CE marked machines should not produce any electrical pollution like Current Harmonics and should not emit electromagnetic noise on electric supply lines.
 - b) Introduced new environmental friendly packaging material called Expanded Polyethylene Foam for packing machines.
 - c) Designed and implemented the innovative active power factor correction circuit for single phase machines, which provides power factor of almost equal to one.

8. Summary of expenditure on R & D:

Particulars	(₹ in Lakhs)	
	FY 2016-17	FY 2015-16
Capital	92	14
Recurring	416	371
Total	508	385
Total R & D expenditure as a percentage of total turnover	1.13%	0.93%

C. Foreign Exchange Earnings & Outgo:

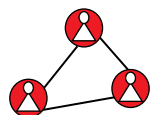
Particulars	(₹ in Lakhs)	
	FY 2016-17	FY 2015-16
Foreign Exchange Earnings	9,604	4,163
Foreign Exchange Outgo	3,770	4,516

For and on behalf of the Board

Aruna B. Advani
Executive Chairman
(DIN: 00029256)

Date: May 09, 2017

Place: Mumbai



ANNEXURE IV – TO THE DIRECTORS' REPORT

CORPORATE GOVERNANCE REPORT

The detailed Report on Corporate Governance pursuant to Schedule V (C) of SEBI (Listing Obligations and Disclosure Requirements) Regulations, 2015 is set out below. In this report, we confirm the compliance of the Corporate Governance criteria, as required under the said Listing Regulations.

A) Mandatory Requirements

1) Company's Philosophy on the Code of Corporate Governance

The Company believes that the sound corporate practices based on transparency, accountability and high level of integrity in the functioning of the Company are essential for long term enhancement of stakeholders' value & interest. The Company believes that its actions must result in enhancing corporate performance by maximizing stakeholders' value and also in motivational work force. We, as a Company, have always focused on 'best in class' Corporate Governance practices, which is a key driver for sustainable corporate growth and long-term value creation for our stakeholders.

2) Board of Directors

Composition, Number of Meetings held and Attendance:

The Board of Directors of the Company comprises of 12 (twelve) Directors consisting of 3 (three) Executive / Whole-time Directors and 9 (nine) Non-Executive Directors including 6 (six) Independent Directors. There are 2 (two) women Directors on the Board.

The Meetings of the Board of Directors are usually held at the Registered Office of the Company. The Meetings are scheduled well in advance and the intimation of each Board Meeting is given in writing to each Director about 8 to 10 weeks before the scheduled date of the Meeting. The Board of Directors meet, generally once in a quarter, primarily to review the quarterly performance and financial results of the Company, amongst other things.

The Company Secretary, in consultation with the Executive Chairman and the Managing Director, prepares detailed Agenda for the Board Meetings. All the necessary documents including Annexures, Explanatory Notes, etc., are circulated, along with the Agenda, to all the Directors about 7 to 10 days in advance. The Board Members are also free to recommend inclusion of any other matter in the Agenda, for discussion in the Board Meeting.

During FY 2016-17 under review, the Board of Directors met 4 (four) times, i.e. on 10th May 2016, 28th July 2016, 24th October 2016 and 07th February 2017. Details of the Board Meetings held during FY 2016-17 are as follows:

Sr. No.	Date of the Board Meeting	Board Strength	No. of Directors Present
1	10 th May, 2016	12	11
2	28 th July, 2016	12	11
3	24 th October, 2016	12	12
4	07 th February, 2017	12	12

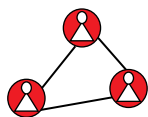
The composition of the Board of Directors, attendance at the Board Meetings held during FY 2016-17 and at the last Annual General Meeting, number of Directorships in other Companies & Membership of Committees across other Companies, in which the Director is a Member / Chairman, are given below:

Sr. No.	Name of the Director	Category of Directorship	Financial Year 2016-17 Attendance at		As on March 31, 2017		
			Board Meetings	Last AGM (28 th July, 2016)	No. of other Directorships #	Committee Positions @	
						No. of Memberships	No. of Chairmanships
1	Ms. A. B. Advani	Executive	4	Present	2	2	Nil
2	Mr. S. M. Bhat	Executive	4	Present	Nil	Nil	Nil
3	Mrs. N. Malkani Nagpal	Executive	4	Present	3	3	Nil
4	Mr. R. A. Mirchandani	Non-Executive	3	Absent	2	Nil	2
5	Mr. A. T. Malkani	Non-Executive	4	Present	1	Nil	Nil
6	Mr. D. A. Lalvani	Non-Executive	4	Present	2	3	1
7	Mr. M. K. Maheshwari	Independent & Non-Executive	4	Present	3	1	1
8	Mr. P. K. Gupta	Independent & Non-Executive	4	Present	Nil	Nil	Nil
9	Mr. R. N. Sapru	Independent & Non-Executive	4	Present	Nil	Nil	Nil
10	Mr. K. Digvijay Singh	Independent & Non-Executive	4	Present	1	Nil	Nil
11	Mr. G. M. Lalwani	Independent & Non-Executive	4	Present	1	Nil	Nil
12	Mr. S. G. Mirchandani	Independent & Non-Executive	3	Present	2	2	Nil

Excludes Directorships in Ador Welding Ltd., Foreign Companies, Private Limited Companies and Charitable Companies, if any.

@ Considered Memberships / Chairmanships of Audit Committee & Stakeholders Relationship Committee only, other than that of Ador Welding Ltd., as per Regulation 26(1)(b) of SEBI (Listing Obligations and Disclosure Requirements) Regulations, 2015.

None of the Directors is a Member of more than 10 (ten) Board Committees and Chairman of more than 5 (five) such Committees, across all the Companies in which he / she is a Director, as required under Regulation 26(1) of SEBI (Listing Obligations and Disclosure Requirements) Regulations, 2015. The same is also evident from the above table. All the Directors have made necessary disclosures regarding Committee positions held by them in other companies. None of the Directors of the Company are related to each other. All the Non-Independent Directors, except the Managing Director, are liable to retire by rotation. The Executive Chairman is also liable to retire by rotation.



None of the Non-Executive Directors, including the Independent Directors of the Company, have any material pecuniary relationship or have executed transactions with the Company, its Promoters or its Management, which would affect the independence or judgement of the Board. The Company has also not entered into any materially significant transactions with its Promoters, Directors or their relatives or with the Management, etc., that may have potential conflict with the interest of the Company at large.

Broad Terms of Reference / Functions of the Board:

The following information is generally provided to the Board of Directors:

- Annual operating plans & budgets and updates thereon.
- Capital budgets and updates thereon.
- Quarterly Unaudited Financial Results of the Company and its Operating Divisions / Business Segments.
- Audited Financial Results of the Company.
- Minutes of the Meetings of the Board, Committees of the Board & Subsidiaries of the Company.
- The information on recruitment and remuneration of senior officers, just below the Board level, including the appointment & / or removal of CFO & CS.
- Show cause, demand, prosecution notices and penalty notices, which are materially important.
- Fatal or serious accidents, dangerous occurrences, any material effluent or pollution problems.
- Any material default in financial obligations by the Company, or substantial non-payment of goods sold by the Company.
- Any issue, which involves possible public or product liability claims of substantial nature, including any judgement or order, which may have passed strictures on the conduct of the Company or taken an adverse view regarding another enterprise that may have negative implications on the Company.
- Risk Mitigation plans / updates.
- Details of any Joint Venture or Collaboration Agreement.
- Transactions that involve substantial payment towards Goodwill, Brand Equity or Intellectual Property.
- Significant labour problems and their proposed solutions.
- Any significant development in Human Resources / Industrial Relations front like signing of wage agreement, implementation of Voluntary Retirement Scheme, etc.
- Quarterly / Half yearly / Yearly details of financials & other material information of Subsidiary Companies.
- Sale of material nature of investments, subsidiaries, assets, etc. which are not in the normal course of business.
- Quarterly details of Foreign Exchange exposures and steps taken by the Management to limit the risks of adverse exchange rate movement, if material.
- Non-compliance of any regulatory, statutory or listing requirements and shareholder services, such as non-payment of dividend, delay in share transfers, etc.
- Updates on working of Subsidiaries.

The Board of Directors is routinely provided with all the above information, whenever applicable. These are submitted either as a part of Agenda papers or are tabled in the course of the Board Meeting, which get discussed / noted by the Board.

Code of Conduct:

The Board of Directors has laid down a 'Code of Conduct' for all the Board Members and Senior Management Personnel of the Company. The 'Code of Conduct' has also been posted onto the website of the Company <http://www.adorwelding.com/corporate/code-of-conduct/for-directors-senior-management.html> All the Board Members and Senior Management Personnel have affirmed compliance with the Code of Conduct for FY 2016-17.

The Company has also adopted a separate code for Independent Directors, as laid down under Schedule IV to the Companies Act, 2013 and the same is also posted onto the website of the Company.

3) Audit Committee
Broad Terms of Reference / Functions of the Committee:

The Audit Committee reviews and ensures that financial statements are correct, sufficient and credible with reference, particularly, to the requirements, as enumerated under Part C of Schedule II of SEBI (Listing Obligations and Disclosure Requirements) Regulations 2015, to the extent applicable.

In order to effectively discharge its responsibilities, the Audit Committee has been empowered:

- To call for the comments of auditors on the internal control systems, scope of audit including the observations of the auditors and review of the financial reports before they are submitted to the Board.
- To discuss any related issues with the Internal & Statutory Auditors and the Management of the Company.
- To evaluate adequacy of Risk Management System and Risk Mitigation.
- To investigate into any matter in relation to the items referred to it by the Board.
- To have full access to the information contained in the records of the Company.
- To seek information from any employee.
- To obtain professional advice from external sources.
- To secure attendance of outsiders with relevant expertise in the meeting, if it considers necessary.
- To invite Auditors or any experts to the meeting.

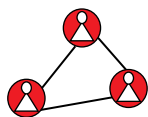
Composition, Number of Meetings held and Attendance:

During FY 2016-17 under review, 4 (four) Audit Committee Meetings were held, i.e. on 10th May, 2016, 28th July, 2016, 24th October, 2016 and 07th February, 2017.

On 10th May, 2016, the Audit Committee was reconstituted by the Board of Directors by inducting Mr. D. A. Lalvani in place of Mrs. N. Malkani Nagal.

The Company Secretary acts as the Secretary of the Audit Committee.

It is the prerogative of the Audit Committee to invite Senior Executives, whom it considers apropos, to be present at any of the Audit Committee Meetings. In all the Audit Committee Meetings held in FY 2016-17, Senior Executives and Auditors of the Company were invited.



The composition of the Audit Committee and attendance at the Meetings held in FY 2016-17 is given hereunder:

Sr. No.	Name of the Member	Position in the Committee	Category of Directorship	Attendance during FY 2016-17
1	Mr. M. K. Maheshwari	Chairman	Non-Executive & Independent Director	4
2	Mr. K. Digvijay Singh	Member	Non-Executive & Independent Director	4
3	Mr. P. K. Gupta	Member	Non-Executive & Independent Director	4
4	Mr. D. A. Lalvani ^	Member	Non-Executive Director	3
5	Mrs. N. Malkani Nagpal*	Member	Whole – Time Director	1

*Till 10th May, 2016

^ From 11th May, 2016

The highlights of each of the Audit Committee Meetings are informed / provided to the Board of Directors and discussed in the Board Meeting. Subsequently, the Minutes of the Audit Committee Meetings are also sent to the Board.

4) **Nomination & Remuneration Committee**

Broad Terms of Reference / Functions of the Committee:

The Committee is vested with all the crucial powers and authority to ensure appropriate disclosures of the remuneration of Directors and to deal with all the elements of remuneration packages w.r.t. all the Directors. The Nomination & Remuneration Committee recommends to the Board the compensation terms of the Directors & Senior Management. The Committee functions in line with the Nomination & Remuneration Committee Charter, prepared in accordance with the Companies Act, 2013 & Part D (A) of Schedule II to SEBI (Listing Obligations and Disclosure Requirements) Regulations 2015, adopted by the Board, which, inter alia includes the following functions, amongst other things:

- i. Formulating the criteria for determining qualifications, positive attributes and independence of a Director.
- ii. Formulating the criteria for evaluation of Independent Directors and the Board.
- iii. Devising a policy on Board diversity.
- iv. Identifying persons who are qualified to become Directors and who may be appointed in senior management in accordance with the criteria laid down, and recommend to the Board their appointment & removal.
- v. Ensuring that the level and composition of remuneration is reasonable & sufficient to attract, retain and motivate Directors of the quality required to run the Company successfully & efficiently.
- vi. Ensuring that the relationship of remuneration to performance is clear and meets appropriate performance benchmarks.
- vii. Ensuring that the remuneration of the Directors, Key Managerial Personnel and senior management involves a balance between fixed and variable pay, reflecting short and long-term performance objectives, appropriate to the working of the Company and its goals.
- viii. Carrying out evaluation of every Director's performance, including the Independent Directors.
- ix. Reviewing and recommending to the Board, the following:

- a) Appointment / re-appointment of the Whole-time Directors and the Non-executive Directors, including contract terms, performance criteria / targets, fees, travel and other benefits, etc.
 - b) "Remuneration Report" in accordance with the Companies Act, 2013 for inclusion in the Directors' Report.
 - c) "Remuneration Policy"
 - for the Whole-time / Executive Directors and Non-executive Directors;
 - for the Key Managerial Personnel & Senior Management; and
 - for other employees.
 - d) The size, qualification and composition of the Board.
 - e) Short-term incentive strategy, performance targets and bonus payments for the Executive Directors.
 - f) Offers, under the Company's employee equity incentive plans, if any, in respect of any financial year.
- x. Reviewing major changes and developments in the Company's remuneration, recruitment, retention, superannuation arrangements, human resource practices and employee relations.
 - xi. Ensuring that the Board & the Management makes available to them sufficient information and external advice, for informed decision-making, regarding remuneration.

Composition, Number of Meetings held and Attendance:

During FY 2016-17 under review, 2 (two) Nomination & Remuneration Committee Meetings were held, i.e. on 10th May, 2016 and 28th July, 2016.

On 10th May, 2016, the Nomination & Remuneration Committee was reconstituted by the Board of Directors by inducting Mr. D. A. Lalvani in place of Mr. A. T. Malkani.

The Company Secretary acts as the Secretary of the Nomination & Remuneration Committee.

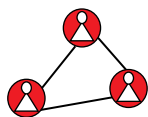
The composition of the Nomination & Remuneration Committee and the attendance at its Meetings are given hereunder:

Sr. No.	Name of the Member	Position in the Committee	Category of Directorship	Attendance during FY 2016-17
1	Mr. R. N. Sapru	Chairman	Non-Executive & Independent Director	2
2	Mr. M. K. Maheshwari	Member	Non-Executive & Independent Director	2
3	Mr. D. A. Lalvani ^	Member	Non-Executive Director	1
4	Mr. A. T. Malkani *	Member	Non-Executive Director	1

* **Till 10th May, 2016**

^ **From 11th May, 2016**

The highlights of each of the Nomination & Remuneration Committee Meetings are provided to the Board of Directors and discussed in the Board Meeting. Subsequently, the Minutes of the Nomination & Remuneration Committee Meeting are also sent to the Board.



Performance Evaluation:

Pursuant to the provisions of the Companies Act, 2013 and Regulation 17(10) of SEBI (Listing Obligations and Disclosure Requirements) Regulations 2015, the Nomination & Remuneration Committee has laid down the criteria for performance evaluation of the Directors, including the Independent Directors, which shall be carried out for / by the entire Board of Directors. The evaluation is based on various parameters as stated below:

- Participation in the Board Meetings and Annual General Meetings of the Company.
- Quality of inputs (contribution) in the Meetings.
- Contribution towards development of Strategies.
- Contribution towards Risk Management / Mitigation.
- Efforts taken towards acquiring knowledge about the Company and the business.
- Concern towards the holistic development of the Company - short term as well as long term.

The evaluation process takes place through self evaluation of Directors and evaluation by the peers. The performance evaluation of Independent Directors is done by the entire Board of Directors. However, in the said evaluation, the Director who is subject to evaluation does not participate.

Remuneration Policy for Directors:

Pursuant to the requirements of the Companies Act, 2013 and Part D(A)(1) of Schedule II of SEBI (Listing Obligations and Disclosure Requirements) Regulations 2015, the Board has, on the recommendation of the Nomination & Remuneration Committee, framed a Remuneration Policy for its Directors, considering the following, amongst other things:

1. Remuneration to the Executive Directors:

The remuneration of the Whole-time / Executive Director(s) is decided by the Nomination & Remuneration Committee, based on the criteria such as industry benchmarks, Company's performance vis-à-vis Industry performance / track record of the Whole-time / Executive Director(s) and the same is recommended to the Board of Directors. The Company pays remuneration by way of salary, perquisites & allowances (fixed component) and Bonus / Performance Incentive & Commission (variable component) upto a maximum of 1% of the net profits of the Company, specifically computed for this purpose, as per the provisions of the Companies Act, 2013 to all / each of its Whole-time / Executive Director(s) such that the total remuneration (including commission / bonus), as decided by the Board of Directors in its absolute discretion, does not exceed the limits prescribed under Section 197 and Schedule V to the Companies Act, 2013. Bonus / Performance Incentive and Commission is payable to the Managing Director, subject to the achievement of performance criteria / parameters laid down by the Board of Directors from time to time.

Annual increments are recommended by the Nomination & Remuneration Committee within the salary scale of the Executive Directors. The terms of remuneration are approved by the Shareholders at the Annual General Meeting and are effected as per the individual Agreements executed with the Executive Directors.

2. Remuneration to the Non-executive Directors:

As required under Schedule V(C)(5)(b) of SEBI (Listing Obligations and Disclosure Requirements) Regulations 2015, the Company has uploaded the criteria for payment of Remuneration to the Non-executive Directors onto the website of the Company, at the following web link:

http://www.adorwelding.com/images/pdf/corporate_policies/criteria_for_payment_to_NEDs.pdf

The details / summary of the remuneration paid / payable to all the Directors for FY 2016–17 are given below:-

(₹ in lakhs)

Sr. No.	Name of the Director	Salary#	Benefits (Perquisites)	Bonus	Commission ₹	Sitting Fees @ ₹	Total
1	Ms. A. B. Advani	129.92	7.32	-	2.97	-	140.21
2	Mr. S. M. Bhat	97.40	1.03	22.00	11.88	-	132.31
3	Mrs. N. Malkani Nagpal	93.85	2.60	-	2.97	-	99.42
4	Mr. R. A. Mirchandani	-	-	-	3.30	0.45	3.75
5	Mr. A. T. Malkani	-	-	-	3.30	0.65	3.95
6	Mr. D. A. Lalvani	-	-	-	3.30	0.89	4.19
7	Mr. M. K. Maheshwari	-	-	-	3.30	0.82	4.12
8	Mr. P. K. Gupta	-	-	-	3.30	0.72	4.02
9	Mr. R. N. Sapru	-	-	-	3.30	0.50	3.80
10	Mr. K. Digvijay Singh	-	-	-	3.30	0.72	4.02
11	Mr. G. M. Lalwani	-	-	-	3.30	0.40	3.70
12	Mr. S.G. Mirchandani	-	-	-	3.30	0.30	3.60
TOTAL		321.17	10.95	22.00	47.52	5.45	407.09

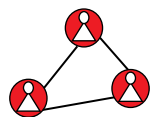
Fixed Component

@ As Member / Invitee, wherever applicable

₹ Excluding Service Tax

Notes:

- The Agreement with the Executive Chairman is for a period of five years. Either party to the Agreement is entitled to terminate the Agreement by giving six months' notice to the other party, as mentioned in the Agreement.
- Performance linked incentive for the Executive Chairman as per the Agreement is Commission upto 1% of the net profits of the Company as calculated under Section 198 of the Companies Act, 2013.
- The Agreement with the Managing Director is for a period of three years. Either party to the Agreement is entitled to terminate the Agreement by giving three months' notice to the other party, as mentioned in the Agreement.
- Performance Criteria for variable pay of the Managing Director for FY 2016-17 was as follows:
 - (1) Bonus upto 0.05% of the targeted net sales.
 - (2) Commission upto 0.50% of the Net Profits, subject to the achievement of targets.
- The Agreement of the Whole-Time Director is for a period of three years. Either party to the Agreement is entitled to terminate the Agreement by giving three months' notice to the other party, as mentioned in the Agreement.
- All the Promoter Directors, including the Executive Chairman & Whole – Time Director, are liable to retire by rotation.
- According to the Articles of Association of the Company, the Managing Director is not liable to retire by rotation.



- As per the Companies Act 2013, none of the Independent Directors retire by rotation.
- The Company does not have any stock option scheme for its Directors or employees.
- Severance Fees: NIL

5) Stakeholders Relationship Committee

Broad Terms of Reference / Functions of the Committee:

The Stakeholders Relationship Committee of the Board looks into the redressal of investors' complaints like non-receipt of Annual Report, Dividend, Share Certificates, etc. and the matters related to share transfers, issue of duplicate share certificates, dematerialisation / rematerialisation of shares, transmission of shares and other allied transactions. It also empowers few executives of the Company to process the share transfer, etc.

The status / summary on / of complaints received & replied is also reported to the Board of Directors, as an Agenda item in every quarterly Board Meeting and is also reported to the Stock Exchanges.

Composition, Number of Meetings held and Attendance:

During FY 2016-17 under review, 4 (four) Stakeholders' Relationship Committee Meetings were held, i.e. on 09th May, 2016, 28th July, 2016, 24th October, 2016 and 06th February, 2017.

The Company Secretary acts as the Secretary of the Stakeholders' Relationship Committee.

The composition of the Stakeholders' Relationship Committee and attendance at its Meetings is given hereunder:

Sr. No.	Name of the Member	Position in the Committee	Category of Directorship	Attendance during FY 2016-17
1	Mr. D. A. Lalvani *	Chairman	Non - Executive Director	4
2	Mrs. N. Malkani Nagpal	Member	Whole - Time Director	4
3	Mr. A. T. Malkani	Member	Non - Executive Director	4
4	Mr. R. A. Mirchandani ^	Member (Ex-Chairman)	Non - Executive Director	3

* From 28th July, 2016

^ Till 27th July, 2016

The Minutes of each of the Stakeholders' Relationship Committee Meetings are placed before the Board of Directors and discussed in the Board Meeting.

Compliance Officer:

Mr. V. M. Bhide, Company Secretary, has been designated by the Board of Directors, as the Compliance Officer.

Details of Shareholders' complaints received & replied and the status on pending share transfers are given below:

- The total number of complaints received and replied to the satisfaction of the shareholders during FY 2016-17 is 10.
- There was 1 (one) outstanding complaint as on 31st March, 2017.
- There was 1 (one) pending share transfer case in physical segment and none in the demat category. Out of all the requests received upto 31st March, 2017 for share transfers, 1 (one) is under process as on date by the Registrar & Share Transfer Agent of the Company.

The Statement of **Directors' Shareholding** is as under:

Sr. No.	Name of the Director	Shareholding (No. of Shares)	
		As on 31 st March, 2017	As on 09 th May, 2017
1	Ms. A. B. Advani	2,95,480	2,95,480
2	Mr. S. M. Bhat	Nil	Nil
3	Mrs. N. Malkani Nagpal	57,352	57,352
4	Mr. R. A. Mirchandani	8,002	8,002
5	Mr. A. T. Malkani	1,03,626	1,03,626
6	Mr. D. A. Lalvani	21,642	21,642
7	Mr. M. K. Maheshwari	Nil	Nil
8	Mr. P. K. Gupta	Nil	Nil
9	Mr. R. N. Sapru	Nil	Nil
10	Mr. K. Digvijay Singh	Nil	Nil
11	Mr. G. M. Lalwani	10	10
12	Mr. S. G. Mirchandani	Nil	Nil

6) Corporate Social Responsibility (CSR) Committee

Broad Terms of Reference / Functions of the Committee:

The Corporate Social Responsibility Committee functions in accordance with a Charter prepared & approved by the Board of Directors and the terms of reference of the Corporate Social Responsibility Committee broadly comprise the following:

- formulating & recommending to the Board, a CSR policy, which shall indicate the activities to be undertaken by the Company, as specified in Schedule VII to the Companies Act, 2013.
- recommending the annual budget of the CSR activities which indicates the amount of expenditure to be incurred on the CSR projects / programmes.
- monitoring the implementation of the CSR Policy of the Company from time to time.
- setting up a transparent system to oversee the implementation of the CSR activities / projects / programmes.

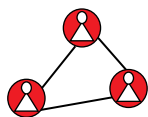
A CSR Policy is formulated & approved by the Board, as mandated under the provisions of Section 135 of the Companies Act, 2013. The CSR Policy & CSR activities / strategies for FY 2017-18 is posted onto the Company's website on the following web-link:

http://www.adorwelding.com/images/pdf/corporate_policies/CSR-Policy-FY-2017-18_new.pdf

Composition, Number of Meetings held and Attendance:

During FY 2016-17 under review, 4 (four) CSR Committee Meetings were held, i.e. on 10th May, 2016, 28th July, 2016, 24th October, 2016 and 07th February, 2017.

The Company Secretary acts as the Secretary of the CSR Committee.



The composition of the CSR Committee and attendance at its Meetings are given hereunder:

Sr. No.	Name of the Member	Position in the Committee	Category of Directorship	Attendance during FY 2016-17
1	Mr. M. K. Maheshwari	Chairman	Non - Executive & Independent Director	4
2	Ms. A. B. Advani	Member	Executive Chairman	4
3	Mr. S. M. Bhat	Member	Managing Director	4
4	Mr. D. A. Lalvani	Member	Non - Executive Director	4

The highlights of each of the CSR Committee Meetings are informed to the Board of Directors and discussed in the Board Meetings. Subsequently, the Minutes of the CSR Committee Meetings are also sent to the Board.

7) General Body Meetings

Location and time of the last three (3) Annual General Meetings of the Company is given below:

Sr. No.	Financial Year	Date	Location	Time
1	2015-16	28 th July, 2016	Walchand Hirachand Hall, Mumbai	03:30 pm
2	2014-15	30 th July, 2015	Walchand Hirachand Hall, Mumbai	03:30 pm
3	2013-14	28 th July, 2014	Walchand Hirachand Hall, Mumbai	03:30 pm

All the special resolutions moved in the previous three (3) Annual General Meetings were passed by majority of the Members present at the Meeting and there were 4 (four) special resolutions during last year. No special resolution was put through postal ballot during last year. However, the Company had provided an e-voting facility to its Members and a poll (physical ballot) was conducted at the 63rd Annual General Meeting held on 28th July, 2016. All the resolutions were passed with requisite majority thereat.

The summary of outflow on account of Dividends & Dividend Tax for the last Eight (8) years along with the percentage & type of Dividend is given below:

Sr. No.	Financial Year	Dividend %	Type	Dividend Outflow (₹ in lakhs)	Dividend Tax Outflow (₹ in lakhs)	Total Outflow (₹ in lakhs)	Profit After Tax (PAT) (₹ in lakhs)	% of Dividend & Tax Outflow to PAT
A	B	C	D	E	F	G = (E+F)	H	I = (G/H)%
1	2016-17	50\$	Final	679.92	138.42	818.34	1,867.00	43.83
2	2015-16	50	Final	679.92	138.42	818.34	2,264.76	36.13
3	2014-15	50	Final	679.92	138.42	818.34	3,237.32	25.28
4	2013-14	50	Final	679.92	115.55	795.47	422.70	188.19
5	2012-13	60	Final	815.91	132.36	948.27	1,908.02	49.70
6	2011-12	60	Final	815.91	132.36	948.27	2,089.11	45.39
7	2010-11	60	Final	815.91	135.51	951.42	2,569.11	37.03
8	2009-10	60	Final	815.91	135.51	951.42	2,633.52	36.13

\$ subject to the approval of the Members at the ensuing AGM

8) Independent Directors' Meeting and Familiarisation Programme for Independent Directors

8.1 Independent Directors' Meeting:

During the year under review, the Independent Directors met on 07th February, 2017, inter alia, to discuss the following:

- Evaluation of the performance of Non-Independent Directors and the Board of Directors as a whole.
- Evaluation of the Executive Chairman of the Company, taking into considerations the views of other Executive, Non-Executive & Independent Directors.
- Assess the quality, quantity and timelines of flow of information between the Company Management and the Board that is necessary for the Board to effectively and reasonably perform its duties.

All the Independent Directors were physically present at the meeting, except for Mr. M. K. Maheshwari, who was present through electronic mode (video conference).

8.2 Familiarisation Programme for Independent Directors:

Pursuant to Regulation 25 (7) of SEBI (Listing Obligations and Disclosure Requirements) Regulations 2015, the Company carried out Familiarisation Programme for the Independent Directors on their role, rights, responsibilities in the Company, nature of the industry in which the Company operates, business model of the Company, etc., through which the Independent Directors were briefed on the affairs of the Company. The methodology of the Familiarisation Programme is uploaded on the following web link:

http://www.adorwelding.com/images/pdf/corporate_policies/familiarisation_programme_for_independent_directors.pdf

Further, a summary of the programs conducted for the Independent Directors during FY 2016-17 with relevant details is also uploaded on the website at the following weblink:-

http://www.adorwelding.com/images/pdf/corporate_policies/details-of-familiarisation-program-for-independent-directors.pdf

9) Disclosures

9.1 Materially significant related party transactions:

During FY 2016–17 under review, there were no materially significant Related Party Transactions of the Company with its Promoters, Directors or the Senior Management Personnel or their relatives, as well as its subsidiaries, etc. that had a potential conflict with the interest of the Company at large.

9.2 Policy for entering into Related Party Transactions:

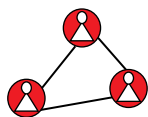
The Company has formulated Related Party Transactions Policy, as required under the provisions of the Companies Act, 2013 & Regulation 23 (1) of SEBI (Listing Obligations & Disclosure Requirements) Regulations 2015, and the same is uploaded on the Company's website:

http://www.adorwelding.com/images/pdf/corporate_policies/RPT_policy.pdf

9.3 'Material' Subsidiaries:

Pursuant to Regulation 16 (1) (c) of SEBI (Listing Obligations and Disclosure Requirements) Regulations 2015, a Policy for determining 'material' subsidiaries has been adopted by the Company, and the same is uploaded on the following web link:

http://www.adorwelding.com/images/pdf/corporate_policies/material_Subsiidiary_print.pdf



9.4 Details of non-compliance by the Company, penalties, strictures imposed on the Company by the Stock Exchange or Securities & Exchange Board of India (SEBI) or any Authority on any matter related to capital markets during the last three financial years:

The Company has complied with all the rules & regulations prescribed by the Stock Exchanges, SEBI and all other statutory authorities relating to the capital markets during the last three financial years. There were no instances of any levy of penalties or strictures on the Company.

9.5 Vigil Mechanism - Whistle Blower Policy:

The Company has established Vigil Mechanism-cum-Whistle Blower Policy, to enable its Directors & Employees to report the instances of any unethical / improper activity in the Company and the said Policy is uploaded on the Company's website on the following web link:

http://www.adorwelding.com/images/pdf/corporate_policies/whistle_Blower_cum_Vigil_Mechanism_Policy.pdf

No person is denied access to the Audit Committee under the said Policy.

10) Means of Communication

10.1 The Company regularly publishes its Quarterly / Half-yearly & Annual Financial Results in newspapers, viz. Business Standard (English) & Mumbai Sakal (Marathi), and simultaneously uploads them onto the website of the Company: www.adorwelding.com. Hence, the financial results are not sent to the shareholders' residence. Annual Report is e-mailed to the Shareholders, whose e-mail ID's are registered with the Company / RTA / DP and posted / couriered to other shareholders who either do not have e-mail IDs or whose e-mail IDs are not registered with the Company / RTA / DP.

10.2 During FY 2016-17, 3 (three) Analyst / Institutional Investor Meets were held i.e. on 05th August, 2016, 07th November, 2016 and 23rd February, 2017. The presentations made to the Institutional Investors / Analysts are uploaded onto the website of the Company along with the relevant details at the following web-links:

<http://www.adorwelding.com/images/pdf/InvestorMeet05082016.pdf>

<http://www.adorwelding.com/images/pdf/investorsmeet07nov2016.pdf>

<http://www.adorwelding.com/images/pdf/investor-meet-23-feb-2017.pdf>

10.3 The Management Discussion & Analysis (MDA) Report is an integral part of the Annual Report. (Refer Annexure V to the Directors' Report).

11) General Shareholder Information

Annual General Meeting:

Day, Date and Time	Thursday, 31 st August, 2017 at 11:00 am
Venue	Walchand Hirachand Hall, Indian Merchants Chamber, Churchgate, Mumbai - 400 020, Maharashtra, India.
Financial Year	01 st April, 2016 – 31 st March, 2017
Book Closure Date	Friday, 25 th August, 2017 to Thursday, 31 st August, 2017
Dividend Payment Day and Date	By Wednesday, 06 th September, 2017
Financial Calendar for FY 2017-18	Financial (unaudited) Reporting for the quarter ending June 2017 – by 14 th September, 2017 Financial (unaudited) Reporting for the quarter ending September 2017 – by 14 th November, 2017 Financial (unaudited) Reporting for the quarter ending December 2017 – by 14 th February, 2018 Financial (audited) Reporting for the year ending March 2018 – by 31 st May, 2018

Listing:

The Stock Exchanges on which the Company's securities are listed and the Company's corresponding Stock Code is as under:

Name of the Stock Exchange	Address	Stock Code
BSE Limited, Mumbai	Phiroze Jeejeebhoy Towers, 01 st Floor, Dalal Street, Fort, Mumbai - 400 001.	517041
The National Stock Exchange (India) Limited (NSE), Mumbai	Exchange Plaza, C - 1, Block G, Bandra-Kurla Complex, Bandra (East), Mumbai - 400 051.	ADORWELD

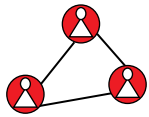
Annual Listing Fees and Custodial Fees:

The annual listing fees and custodial fees for the financial year 2016-17 have been paid by the Company within the stipulated time.

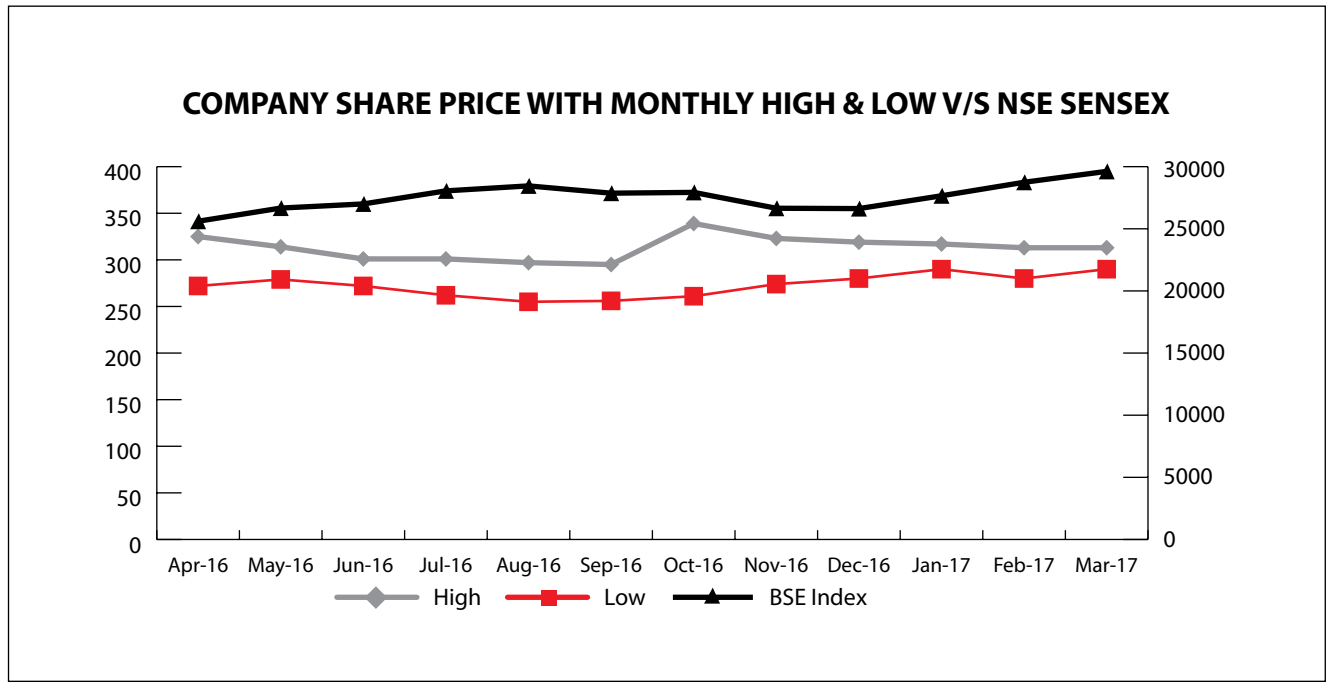
Market Price Data:

Mark / Price data during each month of FY 2016-17 is given hereunder:

INDEX	BSE				NSE			
	High (₹)	Low (₹)	No. of Shares	No. of Trades	High (₹)	Low (₹)	No. of Shares	No. of Trades
April, 2016	325.00	272.00	27,778	1,517	330.00	270.00	71,937	3,588
May, 2016	314.00	278.90	22,893	1,811	314.00	279.00	1,11,935	4,176
June, 2016	301.00	272.10	22,146	2,407	303.80	271.00	74,705	3,933
July, 2016	301.00	261.95	23,379	1,782	299.85	260.80	1,19,458	4,209
August, 2016	296.85	255.00	1,24,970	1,444	295.50	251.00	1,67,831	4,443
September, 2016	295.00	256.00	24,761	1,083	297.00	258.00	57,714	2,436
October, 2016	338.80	261.25	1,42,988	5,114	338.40	262.35	6,61,092	17,750
November, 2016	323.00	274.00	69,194	3,438	324.00	265.00	1,88,576	7,556
December, 2016	319.00	280.40	20,475	1,525	315.00	276.50	65,972	3,683
January, 2017	317.45	290.00	16,629	991	314.05	287.85	69,965	2,826
February, 2017	312.55	280.00	36,953	1,162	315.00	283.85	71,493	3,173
March, 2017	313.00	289.95	13,394	1,630	315.90	288.80	97,856	4,291



Performance in comparison to BSE Sensex:



Registrar & Share Transfer Agent:

- The name of the Registrar & Share Transfer Agent (RTA) of the Company is **M/s. Sharex Dynamic (India) Pvt. Ltd.**
- The share transfer for both, physical and electronic (demat) segment, is handled by the Company's RTA at the following address:

M/s. Sharex Dynamic (India) Pvt. Ltd.

Unit No.1, Luthra Industrial Premises,

Andheri Kurla Road, Safed Pool,

Andheri (East), Mumbai – 400 072.

Maharashtra, INDIA

Tel: +91 22 2851 5606 / 44 / 6338

Website: www.sharexindia.com

E-mail: sharexindia@vsnl.com

Share Transfer System:

Shares lodged for transfer with RTA of the Company are normally processed within a period of 15 days from the date of lodgement, provided the documents are clear in all respects. All requests for dematerialisation of shares are processed and the confirmation is given by RTA to the depositories within 15 days. The Company Secretary and a couple of Senior Executives of the Company are empowered to approve the share transfers.

Grievances and other miscellaneous correspondence on change of address, bank mandates, NECS, etc. received from the Members, are generally processed by RTA of the Company within 7 working days.

Distribution of shareholding as on 31st March, 2017:

Sr. No.	Range of Shareholding	No. of Shareholders	% of Total Shareholders	No. of Shares Held	% of Total Shareholding
1	1-100	7,087	50.60	3,70,732	2.73
2	101-200	3,079	21.99	4,86,883	3.58
3	201-500	3,060	21.85	8,86,904	6.52
4	501-1,000	415	2.96	3,24,502	2.39
5	1,001-5,000	284	2.03	6,10,564	4.49
6	5,001-10,000	29	0.21	2,07,702	1.53
7	10,001-1,00,000	41	0.29	13,77,761	10.13
8	1,00,001 and above	10	0.07	93,33,419	68.63
TOTAL		14,005	100.00	1,35,98,467	100.00

Shareholding Pattern (category wise) as on 31st March, 2017:

Sr. No.	Category	No. of Shares Held	% of Total Shareholding
1	Promoters	77,09,027	56.69
2	Mutual Funds	22,48,813	16.54
3	Banks / Financial Institutions / State Govt.	5,167	0.04
4	FIs	3,925	0.03
5	Insurance Companies	10	0.00
6	NRIs / OCBs	3,98,397	2.93
7	Private Corporate Bodies	2,43,883	1.79
8	Resident Individuals & others	29,72,483	21.86
9	Clearing Members	16,762	0.12
TOTAL		1,35,98,467	100.00

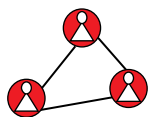
Dematerialisation of Shares and Liquidity:

- 1,28,09,921 Equity shares of the Company, representing about 94.61% of the total shares of the Company, have been dematerialized as on 31st March, 2017.
- Trading in the shares of ADOR WELDING LIMITED is permitted only in dematerialised form with effect from 08th May, 2000 and are available for trading on both the depositories of India, i.e. M/s. National Securities Depository Ltd. (NSDL) & M/s. Central Depository Services (India) Ltd. (CDSL).

Statutory Compliance:

During FY 2016-17 under review, the Company has generally complied with all the applicable provisions, filed all returns, forms, etc. & furnished all the relevant particulars as required under the Companies Act, 2013 to the extent notified and other allied Acts / Rules, the Securities & Exchange Board of India (SEBI) Regulations and the Listing Agreements.

Outstanding GDR / ADR / Warrants or any convertible instruments, conversion date and its impact on equity: NIL

**Commodity price risk or foreign exchange risk and hedging activities**

The Company takes 'forward cover' of appropriate amount and hedges its FOREX exposure. The Company does not hedge in commodity prices.

Plant Locations:

The Company has the following manufacturing plants as of 31st March, 2017:

Raipur Plant	Chinchwad Plant
Bilaspur Road, Industrial Estate, Raipur - 493 221. Chattisgarh, INDIA	Survey No. 147/2B, Akurdi, Near Khandoba Mandir, Chinchwad, Pune - 411 019. Maharashtra, INDIA
Chennai Plant	Silvassa Plant
Melakottaiyur via Vandalur, Chennai - 600 048. Tamil Nadu, INDIA	Survey No. 59/11/-1, Khanvel Road, Opp. Gulf Oil, Masat, Silvassa - 396 230. U. T. of Dadra & Nagar Haveli, INDIA

Address for Correspondence:**Ador Welding Limited**

Ador House, 4th Floor, 6, K. Dubash Marg, Fort, Mumbai - 400 001-16, Maharashtra, INDIA.

B) Non Mandatory Requirements**Chairman of the Board:**

The Company has an Executive Chairman and hence the requirement pertaining to reimbursement of expenses to a Non-executive Chairman does not arise.

Shareholder's Rights:

As the Company's financial results are published in English newspaper having a wide circulation all over India and in Marathi newspaper widely circulated in Mumbai (Maharashtra), the same are not sent to the shareholders of the Company, individually. The Company's Quarterly / Half Yearly / Annual Audited Results are also posted onto the Company's website.

Audit Qualifications:

There are no qualifications in the Auditor's Report.

Separate Posts for Chairman & CEO:

The Company has separate posts of the Chairman (Executive), being Ms. A. B. Advani and the Managing Director (CEO), being Mr. S. M. Bhat.

Training of Board Members:

The necessary training will be provided to the Board Members, as & when required.

- **Reporting of Internal Auditors:**

M/s. Kirtane & Pandit, Chartered Accountants, Pune were appointed as the Internal Auditors of the Company for FY 2016-17 to conduct the Internal Audit at all its Plant & sales (area) office locations, as per the scope approved by the Audit Committee.

For and on behalf of the Board

Place: Mumbai
Date: 09th May, 2017

Aruna B. Advani
Executive Chairman
(DIN: 00029256)

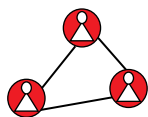
Declaration by the Managing Director pursuant to Regulation 34(3) and Schedule V - Part D of SEBI (Listing Obligations and Disclosure Requirements) Regulations, 2015

As the Managing Director of Ador Welding Limited and as required pursuant to Regulation 34(3) and Schedule V Part D of the SEBI (Listing Obligations and Disclosure Requirements) Regulations, 2015, I hereby declare that all the Members of Board of Directors and Senior Management Personnel of Ador Welding Limited have affirmed compliance with the Code of Conduct of the Board of Directors and Senior Management, adopted by the Company, for FY 2016-17.

Mumbai, 09th May, 2017

For Ador Welding Limited

S. M. Bhat
Managing Director
(DIN: 05168265)



INDEPENDENT AUDITOR'S CERTIFICATE ON CORPORATE GOVERNANCE

To the Members of Ador Welding Limited

1. This certificate is issued in accordance with the terms of our engagement letter dated 6 February 2017.
2. We have examined the compliance of conditions of corporate governance by Ador Welding Limited ("the Company") for the year ended on 31 March 2017, as stipulated in Regulations 17 to 27, clauses (b) to (i) of Regulation 46(2) and paragraphs C, D and E of Schedule V to the Securities and Exchange Board of India (Listing Obligations and Disclosure Requirements) Regulations, 2015 ('Listing Regulations').

Management's Responsibility

3. The compliance of conditions of corporate governance is the responsibility of the management. This responsibility includes the designing, implementing and maintaining operating effectiveness of internal control to ensure compliance with the conditions of corporate governance as stipulated in the Listing Regulations.

Auditor's Responsibility

4. Pursuant to the requirements of the Listing Regulations, our responsibility is to express a reasonable assurance in the form of an opinion as to whether the Company has complied with the conditions of corporate governance as stated in paragraph 2 above. Our responsibility is limited to examining the procedures and implementation thereof, adopted by the Company for ensuring the compliance with the conditions of corporate governance. It is neither an audit nor an expression of opinion on the financial statements of the Company.
5. We have examined the relevant records of the Company in accordance with the Generally Accepted Auditing Standards in India, the Guidance Note on Certification of Corporate Governance issued by the Institute of Chartered Accountants of India ('ICAI'), and Guidance Note on Reports or Certificates for Special Purposes issued by the ICAI which requires that we comply with the ethical requirements of the Code of Ethics issued by the ICAI.
6. We have complied with the relevant applicable requirements of the Standard on Quality Control (SQC) 1, Quality Control for Firms that Perform Audits and Reviews of Historical Financial Information, and Other Assurance and Related Services Engagements.

Opinion

7. Based on the procedures performed by us and to the best of our information and according to the explanations provided to us, in our opinion, the Company has complied, in all material respects, with the conditions of corporate governance as stipulated in the Listing Regulations during the year ended 31 March 2017.

We state that such compliance is neither an assurance as to the future viability of the Company nor the efficiency or effectiveness with which the management has conducted the affairs of the Company.

Restriction on use

This certificate is issued solely for the purpose of complying with the aforesaid Listing Regulations and may not be suitable for any other purpose.

For **Walker Chandiok & Co. LLP**

Chartered Accountants

Firm Registration No. 001076N/N500013

per Sudhir N. Pillai

Partner

Membership No: 105782

Place: Mumbai

Date: 9 May 2017

ANNEXURE V - TO THE DIRECTORS' REPORT

MANAGEMENT DISCUSSION & ANALYSIS REPORT

1. INDUSTRY STRUCTURE & DEVELOPMENTS

The last Financial Year (FY) 2016-17 was indeed an eventful year. The government in November 2016 announced demonetisation of 500 and 1,000 rupee notes with the aim of monetising unaccounted money. This resulted in banks getting abnormally high inflow of deposits in current and saving accounts boosting their ability to lend for economic activity. The government was also able to get unanimous approval for the much awaited Goods and Services Tax (GST), which will be effective from 01st July, 2017.

During the year 2016-17 Indian markets witnessed significant FDI and FII inflows. Monsoon was good, there was no Inflationary pressure and fiscal deficit was under control. All this resulted in lower interest rates and strengthening of the Indian rupee. However Banks continued to be saddled with bad loans affecting their ability to lend for new projects set up by the private sector. Government continued to invest in core sectors of the economy, mainly Railways, Infrastructure, Defence and new emerging 'skilling' sector.

We continued with our Market Share strategy, offering technologically advanced products and customer specific solutions. Our initiatives of introducing new products and providing solutions to customers played a critical role in strengthening our market presence and addressing new markets. We continued to grow in both the segments.

Margins were under pressure due to introduction of MIP by Government which allowed domestic steel manufacturers to raise the prices of steel in a subdued market condition while welding consumables manufacturers were unable to pass on the price increase, to its customers.

2. OPPORTUNITIES & THREATS

Implementation of GST is expected to establish a level playing field in the industry (One Nation One Tax). Our continued R & D focus on developing new products and solutions will

enable us to address new opportunities in the areas of Automobiles & Wind Power, which is expected to drive growth, apart from our thrust in sectors such as Railways, Infrastructure, Transport & Defence.

Focus on manufacturing efficiency to build a cost advantage will give us competitive edge in the market. Continuous focus on market penetration, nationwide as well as overseas, by enhancing our strong distributor network is enabling us reach out to more number of end users.

Liquidity is improving at a gradual pace but remains a key concern for us, and also for our dealers & distributors.

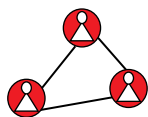
We expect business sentiments to improve and are ready for every emerging opportunity.

3. RISKS & CONCERNS

The economy in FY 2016-17 which was on a gradual recovery path is expected to pick up post implementation of GST, which we believe will have a significant impact on the business operations in FY 2017-18. The long awaited turnaround in manufacturing and CAPEX cycle would be a key determining factor for market growth in FY 2017-18, in the absence of which, fierce competition for market share may continue.

The appreciating Rupee continues to pose risk of imports from some countries and affect export realizations. In this scenario, coupled with slow growth in private domestic investments, margins would continue to be under pressure. To address these concerns, building efficiencies through line balancing, low cost automation and production efficiency remains a key focus of our strategy.

Working Capital continues to be one area of concern, putting stress on cash flow due to slower sales collections and project, with long gestation periods.



4. INCOME STATEMENT ANALYSIS

The total operating revenues for the year ended 31st March, 2017 reported a growth of 8.31%. The Consumables business revenue for the year was ₹ 28,235 Lakhs, registering a growth of 2.78% over the previous year. The Equipment and Project Engineering Business revenue for the year was ₹15,822 Lakhs, registering a growth of around 19.75% over the previous year.

Other income of ₹ 940 Lakhs mainly consisted of forex gains, interest income and profit on sale of investments. Expenditure to sales ratio increased to 96% as against 93% in the previous year. However, various initiatives taken at Plants like lean manufacturing, line balancing, etc. helped us trim down manufacturing overheads.

We are continuously working towards improving margins through sale of high value products, focusing on Project Engineering Business and also through strategic sourcing. EBITDA before exceptional items is lower at ₹ 4,034 Lakhs (PY ₹ 4,630 Lakhs) on account of increase in material cost.

5. BALANCE SHEET ANALYSIS

The Company funded all its operating expenses for welding business and capital investment from its internal accruals. Inventory holding period continues to be 39 days as in the previous financial year. Debtors are at 64 days and creditors are at 84 days. The Company availed Working Capital Loan for its PEB project and for financing exports. The amount outstanding as at 31st March, 2017 is ₹ 2,800 Lakhs.

6. OUTLOOK

The Indian Economy is expected to grow at a rate of around 7.2% in FY 2017-18 as per IMF. India continues to remain the bright spot in the global economy and is expected to overtake China to become the fastest growing economy.

The GST is expected to bring about a level playing field encouraging competition on the supply side, and make goods cheaper to end consumer, catalysing the demand scenario.

7. INTERNAL CONTROL SYSTEMS AND THEIR ADEQUACY

The Company strongly believes that effective internal controls are inherent to the principle of good corporate governance and that operational freedom of conducting business should be exercised within the framework of appropriate checks & restraints.

Last year, the Company, with the help of a professional Audit & Consultancy firm, developed a formal "Internal Financial Control System" (IFCS) comprising of authority, level & power, supervision, checks & balances, planning & procedures. This system (IFCS) is reviewed and updated on an on-going basis. The system covers the following aspects of business processes and reporting:

- Financial propriety of business transactions.
- Manufacturing operations and processes.
- Accurate reporting of financial transactions, as per the applicable Accounting Standards.
- Efficient use and protection of resources of the Company.
- Compliance with the established Company policies, guidelines and statutes.

The Company has a well-defined Internal Audit System. The scope of Internal Audit is finalised in consultation with the Statutory Auditors and approved by the Audit Committee. The audit plan is focused on the following objectives:

- All operational and related activities are performed efficiently & effectively.
- Areas identified during audit for improving management control, process efficiency, etc. are communicated and acted upon.
- Review of potential risks and their mitigation plans.
- Significant legislative and regulatory provisions impacting the organization are recognized and addressed appropriately.

The Audit Committee consisting of 3 (three)

Independent Directors and 1 (one) Non-Independent Director reviews the Internal Audit Reports and offers necessary guidance with respect to its coverage & scope.

The Company has a sound ERP system. The strengthening of our ERP system has made our Financial and Accounting Management Systems more robust. Further, Business Intelligence (BI) has helped us in analyzing and taking faster decisions. The Company's aim and endeavor has been to sustain its culture of continuous learning and leveraging talent as the fundamental enabler of its business growth.

The Company's CRM software helps to identify our target customers, optimize sales management, improve customer relationship through personalization, identify customer needs, offer solutions and analyze distribution patterns for faster reach to the customers.

The Company's COPs software helps in centralizing its order processing, which improves efficiency in logistics / movement of goods.

The Company has a very sound compliance track record with all the Legal and Statutory authorities in the Country, and there is a regular management audit mechanism to ensure that the Company does not violate any Legal or Statutory provisions applicable to the Company.

8. MATERIAL DEVELOPMENTS IN HUMAN RESOURCES

We, at AWL, have faith in our employees, who are one of the key pillars of our Business. Our strength lies in recognizing their talents and leveraging them to achieve success. We believe that the success of our employees will not only benefit the organization but also our customers and business partners. 'Adorians', as we call our employees, have consistently put their best efforts in delivering the Company's business objectives.

To retain and nurture this talent, AWL has adopted a culture of innovation, safe work environment and also designed various HR policies,

learning & development programs, employee engagement strategies, reward & recognition schemes and employer branding initiatives.

AWL's HR practices have received recognition in industry forums, as being among the Best Practices. HR Practices, such as Performance Management System is designed to be aligned with business priorities, fair Reward & Recognition and finally, Talent Management as the enabler and drivers of business and employee motivation.

HR department is focused on two important objectives:

- (1) Contribution to improve Business, and
- (2) Contribution to Employee well being.

A fair, open and collaborative culture, recruitment and employee management helps employees advance their careers and AWL's business in a meaningful manner.

Along with Employee Safety & Well-being, Training & Development has received special focus last year. Well-structured in-house training programs conducted by experienced and competent faculty, have improved the skill levels and the employee commitment. Several Technical & Behavioral Development interventions were conducted to train the leadership team, managers and junior employees. Advanced Lean Manufacturing, Workplace Safety, Innovation, Personal Effectiveness, High Performance Manager, Negotiation Skills, Communication & presentation Skills, Internal Auditor Training are some of the key interventions that took place apart from the regularly conducted on-the-job and other technical trainings.

AWL's forums for employees to voice their opinion such as "Town Hall", "Talk to your MD" and "Skip Level Meeting" are popular amongst its employees. We strive to continually improve our People Practices to be amongst one of the desirable Employers to work for.

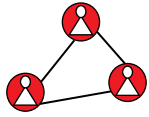
The employee strength as of 31st March, 2017 stood as 598.

CORPORATE PROFILE

STATUTORY REPORT

STANDALONE FINANCIALS

CONSOLIDATED FINANCIALS



Disclaimer:

The information and opinion expressed in this section of the Annual Report may contain certain forward looking statements, which the Management believes are true to the best of its knowledge, at the time of its preparation. The Company and the Management shall not be liable for any loss, which may arise, as a result of any action taken on the basis of the information contained herein.

For and on behalf of the Board

Place: Mumbai

Date: 09th May, 2017

Aruna B. Advani
Executive Chairman
(DIN: 00029256)

ANNEXURE VI - TO THE DIRECTORS' REPORT

SECRETARIAL AUDIT REPORT

FORM NO. MR-3

for the financial year ended March 31, 2017

[Pursuant to Section 204(1) of the Companies Act, 2013 and Rule No. 9 of the Companies (Appointment and Remuneration of Managerial Personnel) Rules, 2014]

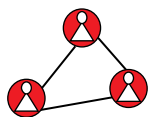
To,
The Members,
Ador Welding Limited.

We have conducted the secretarial audit of the compliance of applicable statutory provisions and adherence to good corporate governance practices adopted by Ador Welding Limited, (hereinafter called the Company). Secretarial Audit was conducted in a manner that provided us a reasonable basis for evaluating the corporate conducts / statutory compliances and expressing our opinion thereon.

Based on our verification of the Company's books, papers, minute books, forms and returns filed and other records maintained by the Company and also the information provided by the Company, its officers, agents and authorized representatives during the conduct of secretarial audit, we hereby report that in our opinion, the company has, during the audit period covering the financial year ended on March 31, 2017, complied with the statutory provisions listed hereunder and also that the Company has proper Board-processes and compliance mechanism in place to the extent, in the manner and subject to the reporting made hereinafter:

We have examined the books, papers, minute books, forms and returns filed and other records maintained by the Company for the financial year ended on March 31, 2017 according to the provisions of:

- (1) The Companies Act, 2013 (the Act) and the Rules made thereunder;
- (2) The Securities Contracts (Regulation) Act, 1956 ('SCRA') and the Rules made thereunder;
- (3) The Depositories Act, 1996 and the Regulations & bye-laws framed thereunder;
- (4) Foreign Exchange Management Act, 1999 and the Rules & Regulations made thereunder;
- (5) The following Regulations and Guidelines prescribed under the Securities and Exchange Board of India Act, 1992 ('SEBI Act'):-
 - a) The Securities and Exchange Board of India (Listing Obligations and Disclosure Requirements) Regulations, 2015;
 - b) The Securities and Exchange Board of India (Substantial Acquisition of Shares and Takeovers) Regulations, 2011;
 - c) The Securities and Exchange Board of India (Prohibition of Insider Trading) Regulations, 2015;
 - d) The Securities and Exchange Board of India (Issue of Capital and Disclosure Requirements) Regulations, 2009; **Not applicable to the Company during the Financial Year**
 - e) The Securities and Exchange Board of India (Issue and Listing of Debt Securities) Regulations, 2008; **Not applicable to the Company during the Financial Year**



- f) Securities and Exchange Board of India (Share Based Employee Benefits) Regulations, 2013; **Not applicable to the Company during the Financial Year**
 - g) The Securities and Exchange Board of India (Registrar to an issue and Share Transfer Agents) Regulations, 1993; **Not applicable to the Company during the Financial Year**
 - h) The Securities and Exchange Board of India (Delisting of Equity Shares) Regulations, 2009; **Not applicable to the Company during the Financial Year**
 - i) The Securities and Exchange Board of India (Buyback of Securities) Regulations, 1998; **Not applicable to the Company during the Financial Year**
- (6) Other Laws applicable to the Company;
- a) Factories Act, 1948 and Rules made thereunder
 - b) Industrial Employment (Standing Orders) Act, 1946 & Rules 1957
 - c) Payment of Bonus Act, 1965, & Rules, 1965
 - d) Maternity Benefit Act, 1961 & Rules
 - e) Employees Compensation Act, 1923 & Rules.
 - f) Minimum Wages Act, 1948, M.W(C) Rules, 1950
 - g) Child Labour (P&R) Act 1986 & Rules.
 - h) Air (Prevention and Control of Pollution) Act, 1981
 - i) Water (Prevention and Control of Pollution) Act, 1974
 - j) The Noise (Regulation and Control) Rules, 2000
 - k) The Environment (Protection) Act, 1986
 - l) Payment of Wages Act, 1936
 - m) Employees State Insurance Act, 1948
 - n) Employees PF & Miscellaneous Provisions Act, 1952
 - o) Contract Labour (Regulation & Abolition) Act, 1970
 - p) Legal Metrology Act, 2009
 - q) Payment of Gratuity Act, 1972
 - r) Industrial Disputes Act, 1947
 - s) Indian Contract Act, 1872
 - t) The States Shops and Establishment Act
 - u) Sexual Harassment of Women at Workplace (Prevention, Prohibition and Redressal) Act, 2013
 - v) Tax Laws (Direct & Indirect)

We have also examined compliance with the applicable clauses of the following:

- a) Secretarial Standards issued by The Institute of Company Secretaries of India.

During the period under review, the Company has broadly / generally complied with the provisions of the Act, Rules, Regulations, Guidelines, Standards, etc. mentioned above.

We further report that the Board of Directors of the Company is duly constituted with proper balance of Executive Directors, Non-Executive Directors and Independent Directors. There were no changes in the composition of the Board of Directors that took place during the period under review.

Adequate notice is given to all the directors to schedule the Board Meetings. Agenda and detailed notes on agenda were sent at least seven days in advance, and a system exists for seeking & obtaining further information and clarifications on the agenda items before the meeting and for meaningful participation at the meeting.

Majority decision is carried through while the dissenting members' views are captured and recorded as part of the minutes.

We further report that there are adequate systems and processes in the Company commensurate with the size and operations of the Company to monitor and ensure compliance with applicable laws, rules, regulations and guidelines.

For **N. L. Bhatia & Associates**
Practicing Company Secretaries

UIN: P1996MH055800

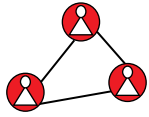
N. L. Bhatia
Managing Partner

FCS: 1176

CP No. 422

Date: May 02, 2017

Place: Mumbai



To,

The Members

Ador Welding Limited

Our report of even date is to be read along with this letter.

- (1) Maintenance of Secretarial record is the responsibility of the Management of the Company. Our responsibility is to express an opinion on these secretarial records based on our audit.
- (2) We have followed the audit practices and processes as were appropriate to obtain reasonable assurance about the correctness of the contents of the secretarial records. The verification was done on test basis to ensure that correct facts are reflected in secretarial records. We believe that the processes and practices, we followed provide a reasonable basis for our opinion
- (3) We have not verified the correctness and appropriateness of financial records and Books of Accounts of the Company.
- (4) Wherever required, we have obtained the Management representation about the compliance of Laws, Rules & Regulations and happening of events etc.
- (5) The compliance of the provisions of Corporate and Other Applicable Laws, Rules, Regulations, Standard is the responsibility of Management. Our examination was limited to the verification of procedures on test basis.
- (6) The Secretarial Audit report is neither an assurance as to the future viability of the Company nor the efficacy or effectiveness with which the Management has conducted the affairs of the Company.

For **N. L. Bhatia & Associates**
Company Secretaries
UIN: P1996MH055800

N. L. Bhatia
Managing Partner
FCS: 1176
CP. No. 422

Date: May 02, 2017

Place: Mumbai

ANNEXURE VII - TO THE DIRECTORS' REPORT

DETAILS OF DIRECTORS & EMPLOYEES REMUNERATION PURSUANT TO SECTION 197(12) OF THE COMPANIES ACT, 2013 READ WITH RULE 5 OF THE COMPANIES (APPOINTMENT AND REMUNERATION OF MANAGERIAL PERSONNEL) RULES, 2014.

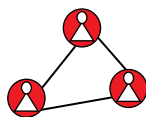
1. The ratio of the remuneration of each Director to the median remuneration of the employees of the Company for Financial Year (FY) 2016-17:

Sr. No.	Name of the Director	Designation	Ratio
1	Ms. A. B. Advani	Executive Chairman	38.95
2	Mr. S. M. Bhat	Managing Director	36.75
3	Mrs. N. Malkani Nagpal	Whole – Time Director	27.62
4	Mr. R. A. Mirchandani	Director (Non-Executive)	1.04
5	Mr. A. T. Malkani	Director (Non-Executive)	1.10
6	Mr. D. A. Lalvani	Director (Non-Executive)	1.16
7	Mr. M. K. Maheshwari	Director (Independent & Non-Executive)	1.14
8	Mr. P. K. Gupta	Director (Independent & Non-Executive)	1.12
9	Mr. R. N. Sapru	Director (Independent & Non-Executive)	1.06
10	Mr. K. Digvijay Singh	Director (Independent & Non-Executive)	1.12
11	Mr. G. M. Lalwani	Director (Independent & Non-Executive)	1.03
12	Mr. S. G. Mirchandani	Director (Independent & Non-Executive)	1.00

2. The percentage increase in remuneration of each of the Directors, Chief Financial Officer, Chief Executive Officer, Company Secretary or Manager, if any, in FY 2016-17:

Sr. No.	Name of the Director / KMP	Designation	% variance
1	Ms. A. B. Advani	Executive Chairman	7.77
2	Mr. S. M. Bhat	Managing Director	15.31
3	Mrs. N. Malkani Nagpal	Whole – Time Director	11.06
4	Mr. R. A. Mirchandani	Director (Non-Executive)	-17.76
5	Mr. A. T. Malkani	Director (Non-Executive)	-13.38
6	Mr. D. A. Lalvani	Director (Non-Executive)	-7.10
7	Mr. M. K. Maheshwari	Director (Independent & Non-Executive)	-12.90
8	Mr. P. K. Gupta	Director (Independent & Non-Executive)	-13.17
9	Mr. R. N. Sapru	Director (Independent & Non-Executive)	-13.83
10	Mr. K. Digvijay Singh	Director (Independent & Non-Executive)	-13.17
11	Mr. G. M. Lalwani	Director (Independent & Non-Executive)	-9.98
12	Mr. S. G. Mirchandani	Director (Independent & Non-Executive)	-16.47
13	Mr. V. M. Bhide	Head - Corp. Admin., IA, KM, Legal & Company Secretary	4.86
14	Mr. G. A. Patkar	Chief Financial Officer	NA

3. The percentage increase in the median remuneration of employees in FY 2016-17 over FY 2015-16: 6.64%



4. The number of permanent employees on the rolls of the Company as on 31st March, 2017: 598
5. Average percentile increase already made in the salaries of employees other than the managerial personnel in FY 2016-17 and its comparison with the percentile increase in the managerial remuneration and justification thereof and point out if there are any exceptional circumstances for increase in the managerial remuneration:

There was no significant difference between Managerial and Non-Managerial percentile increase (64 percentile decreased to 60 percentile for Non-Managerial cadre, whereas for Managerial cadre, excluding Whole-time Directors, it decreased from 67 percentile to 66 percentile).

6. Affirmation that the remuneration is as per the Remuneration Policy of the Company: Yes
7. Details of top 10 employees in terms of remuneration* drawn during FY 2016-17

Sr. No.	Name	Age (Years)	Designation	Qualification/s	Years of Experience	Date of Commencement of Employment	Last Employment	
							Post Held	Name of the Last Employer
1	Manoj Pandey	45	Head - Human Resources	B.E. (Electronics & Instrumentation), PG in HRM	24	2-Apr-12	Head – HR Operations	Tata Teleservices Ltd
2	V.M.Bhide	48	Head - Corp. Admin, IA, KM, Legal & Company Secretary	B.Com., LL.B. (Gen), AICMA, DTL, DLL & LW, FCS	29	4-Jan-93	Assistant	BASF India Ltd
3	Rajendra Nath	51	Head - PEB	B.E (Mechanical), CPDM (Export Management) & EMBA from IIM, Kolkata	27	16-Jul-12	GM - Business Development	Shilchar Technologies Ltd
4	Sunanda Kumar Patil	54	Head – Product Imp, Equipment Quality, CCC & Technical support to WAPS	B. Tech. (Hons.) from IIT Kharagpur	33	4-Jun-12	Divisional Product Manager (Equipment Division)	ESAB India Ltd
5	Sunil S Bhoi	58	Head - Plant Operations	B.E. (Electrical)	34	1-Jul-83	Head - Plant Operations	Started his career with AWL only
6	Aniruddha R. Vilekar	44	Sales Head - Consumables and Head - Marketing	BE (Met)	23	2-Jul-08	National Sales & Development/ Product Head	Vikas Powder Metallurgy Pvt. Ltd
7	Girish A. Patkar	61	Chief Financial Officer (CFO)	B Sc (Chemistry), MBA/ PGDM (Finance)	35	1-Sep-15	CFO	Equinox Realty & Infrastructure Pvt Ltd
8	Ulhas Pujari	44	Plant Head - Chinchwad	BE and MBA	24	15-Jul-13	DGM Production	Carraro India Limited
9	Sachin Dobhada	50	Head - TDC (E)	BE (Industrial Electronics)	29	8-May-06	Head- R & D	Hueco Electronics India Pvt. Ltd
10	Vineet Bansal	48	Sales Head – Equipment, WAPS & CNC Cutting	Mechanical Engineering	25	3-Nov-92	Engineer – Technical Services	Cimmco Limited, Bharatpur

* The statement of remuneration will be made available for inspection by the Members at the registered office of the Company during business hours on working days. Interested Members may write to the Company Secretary for obtaining a copy.

None of the employees who are posted abroad are drawing remuneration of over ₹ 60 lakhs per annum or ₹ 5 lakhs per month.

Details of the employees with annual remuneration of ₹ 102 lakhs or more who are employed throughout the year or monthly remuneration of ₹ 8.50 lakhs or more, even if employed for part of the year during FY 2016-17:

Sr. No.	Name	Age (Years)	Designation	Remuneration (Gross) (₹ in Lakhs)	Qualification/s	Years of Experience	Date of Commencement of Employment	Last Employment	
								Post Held	Name of the Last Employer
1	Ms. A. B. Advani	62	Executive Chairman	146.65	<ul style="list-style-type: none"> Science Graduate (Hons) University of Sussex, Owners Management Programme, Harvard Business School, Strategic Financial Planning, IIM, Ahmedabad 	41	01-05-1999	Managing Director	J.B. Advani & Co. Pvt. Ltd.
2	Mrs. N. Malkani Nagpal	47	Whole Time Director	141.09	<ul style="list-style-type: none"> B.Sc. In Business & Economics from Lehigh University, PA, USA MBA (Finance) from Imperial College, UK 	24	03-10-1997	Chairman & Whole Time Director	J.B. Advani & Co. Pvt. Ltd.
3	Mr. S. M. Bhat	56	Managing Director	102.83	<ul style="list-style-type: none"> Bachelor of Engineering (B.E.) from VJTI, Mumbai Post Graduation in International Marketing & Finance from International Management Institute (IMI), New Delhi 	32	02-06-2008	V.P. (Business Development)	Schuler (India) Pvt. Ltd.

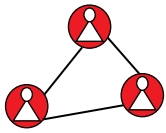
Notes:

- All the above Appointments are Contractual.
- Remuneration shown above comprises of salary, allowances, bonus, commission, perquisites and Provident Fund, Superannuation Fund, etc. wherever applicable.
- Information regarding qualifications, experience and last employment held is based on particulars furnished to the Company by the employees concerned.
- Ms. A. B. Advani holds 2,95,480 equity shares and Mrs. N. Malkani Nagpal holds 57,352 equity shares, whereas Mr. V. M. Bhide holds 150 equity shares of the Company.
- None of the above named Directors and employees are related to any other Directors or to each other or to any other employees of the Company.

For and on behalf of the Board

Place: Mumbai
Date: 09th May, 2017

Aruna. B. Advani
Executive Chairman
(DIN: 00029256)



INDEPENDENT AUDITOR'S REPORT

To the Members of Ador Welding Limited

Report on the Standalone Financial Statements

1. We have audited the accompanying standalone financial statements of Ador Welding Limited ("the Company"), which comprise the Balance Sheet as at 31 March 2017, the Statement of Profit and Loss, the Cash Flow Statement for the year then ended, and a summary of the significant accounting policies and other explanatory information.

Management's Responsibility for the Standalone Financial Statements

2. The Company's Board of Directors is responsible for the matters stated in Section 134(5) of the Companies Act, 2013 ("the Act") with respect to the preparation of these standalone financial statements that give a true and fair view of the financial position, financial performance and cash flows of the Company in accordance with the accounting principles generally accepted in India, including the Accounting Standards specified under Section 133 of the Act, read with Rule 7 of the Companies (Accounts) Rules, 2014 (as amended). This responsibility also includes maintenance of adequate accounting records in accordance with the provisions of the Act for safeguarding the assets of the Company and for preventing and detecting frauds and other irregularities; selection and application of appropriate accounting policies; making judgments and estimates that are reasonable and prudent; and design, implementation and maintenance of adequate internal financial controls, that were operating effectively for ensuring the accuracy and completeness of the accounting records, relevant to the preparation and presentation of the standalone financial statements that give a true and fair view and are free from material misstatement, whether due to fraud or error.

Auditor's Responsibility

3. Our responsibility is to express an opinion on these standalone financial statements based on our audit.
4. We have taken into account the provisions of the Act, the accounting and auditing standards and matters which are required to be included in the audit report under the provisions of the Act and the Rules made thereunder.

5. We conducted our audit in accordance with the Standards on Auditing specified under Section 143(10) of the Act. Those Standards require that we comply with ethical requirements and plan and perform the audit to obtain reasonable assurance about whether the standalone financial statements are free from material misstatement.
6. An audit involves performing procedures to obtain audit evidence about the amounts and the disclosures in the financial statements. The procedures selected depend on the auditor's judgment, including the assessment of the risks of material misstatement of the financial statements, whether due to fraud or error. In making those risk assessments, the auditor considers internal financial controls relevant to the Company's preparation of the financial statements that give a true and fair view in order to design audit procedures that are appropriate in the circumstances. An audit also includes evaluating the appropriateness of the accounting policies used and the reasonableness of the accounting estimates made by the Company's Directors, as well as evaluating the overall presentation of the financial statements.
7. We believe that the audit evidence we have obtained is sufficient and appropriate to provide a basis for our audit opinion on the standalone financial statements.

Opinion

8. In our opinion and to the best of our information and according to the explanations given to us, the aforesaid standalone financial statements give the information required by the Act in the manner so required and give a true and fair view in conformity with the accounting principles generally accepted in India, of the state of affairs of the Company as at 31 March 2017, and its profit and its cash flows for the year ended on that date.

Report on Other Legal and Regulatory Requirements

9. As required by the Companies (Auditor's Report) Order, 2016 ("the Order") issued by the Central Government of India in terms of Section 143(11) of the Act, we give in the Annexure A, a statement on the matters specified in paragraphs 3 and 4 of the Order.
10. Further to our comments in Annexure A, as required by Section 143(3) of the Act, we report that:
 - a. we have sought and obtained all the information and explanations which to the best of our knowledge and belief were necessary for the purpose of our audit;
 - b. in our opinion, proper books of account as required by law have been kept by the Company so far as it appears from our examination of those books;
 - c. the standalone financial statements dealt with by this report are in agreement with the books of account;
 - d. in our opinion, the aforesaid standalone financial statements comply with the Accounting Standards specified under Section 133 of the Act, read with Rule 7 of the Companies (Accounts) Rules, 2014 (as amended);
 - e. on the basis of the written representations received from the directors and taken on record by the Board of Directors, none of the directors is disqualified as on 31 March 2017 from being appointed as a director in terms of Section 164(2) of the Act;
 - f. we have also audited the internal financial controls over financial reporting (IFCoFR) of the Company as of 31 March 2017 in conjunction with our audit of the standalone financial statements of the Company for the year ended on that date and our report dated 9 May 2017 as per Annexure B expressed an unmodified opinion;
 - g. with respect to the other matters to be included in the Auditor's Report in accordance with Rule 11 of the Companies (Audit and Auditors) Rules, 2014(as amended), in our opinion and to the best of our information and according to the explanations given to us:

- i. the Company, as detailed in Note 32 to the standalone financial statements, the Company has disclosed the impact of pending litigations on its financial position;
- ii. the Company did not have any long-term contracts including derivative contracts for which there were any material foreseeable losses;
- iii. there has been no delay in transferring amounts, required to be transferred, to the Investor Education and Protection Fund by the Company;
- iv. the company, as detailed in Note 19 a to the standalone financial statements, has made requisite disclosures in these standalone financial statements as to holdings as well as dealings in Specified Bank Notes during the period from 8 November 2016 to 30 December 2016. Based on the audit procedures performed and taking into consideration the information and explanations given to us, in our opinion, these are in accordance with the books of account maintained by the company.

For **Walker Chandniok & Co LLP**
Chartered Accountants

Firm's Registration No.: 001076N/N500013

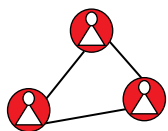
per Sudhir N. Pillai

Place: Mumbai

Partner

Date: 9 May 2017

Membership No.:105782



ANNEXURE A TO THE INDEPENDENT AUDITOR'S REPORT

of even date to the members of Ador Welding Limited, on the financial statements for the year ended 31 March 2017

Annexure A

Based on the audit procedures performed for the purpose of reporting a true and fair view on the financial statements of the Company and taking into consideration the information and explanations given to us and the books of account and other records examined by us in the normal course of audit, and to the best of our knowledge and belief, we report that:

- (i) (a) The Company has maintained proper records showing full particulars, including quantitative details and situation of fixed assets.
 - (b) The Company has a regular program of physical verification of its fixed assets under which fixed assets are verified in a phased manner over a period of three years, which, in our opinion, is reasonable having regard to the size of the Company and the nature of its assets. In accordance with this program, certain fixed assets were verified during the year and no material discrepancies were noticed on such verification.
 - (c) The title deeds of all the immovable properties (which are included under the head 'fixed assets') are held in the name of the Company.
- (ii) In our opinion, the management has conducted physical verification of inventory at reasonable intervals during the year, except for stocks lying with third parties. For stocks lying with third parties at the year-end, written confirmations have been obtained by the management. No material discrepancies were noticed on the aforesaid verification.
- (iii) The Company has not granted any loan, secured or unsecured to companies, firms, Limited Liability Partnerships (LLPs) or other parties covered in the register maintained under Section 189 of the Act. Accordingly, the provisions of clauses 3(iii)(a), 3(iii)(b) and 3(iii)(c) of the Order are not applicable.
 - (iv) In our opinion, company has complied with the provisions of Sections 185 and 186 of the Act in respect of loans, investments, guarantees and security.
 - (v) The Company has not accepted any deposits within the meaning of Sections 73 to 76 of the Act and the Companies (Acceptance of Deposits) Rules, 2014 (as amended). Accordingly, the provisions of clause 3(v) of the Order are not applicable.
 - (vi) We have broadly reviewed the books of account maintained by the Company pursuant to the Rules made by the Central Government for the maintenance of cost records under sub-section (1) of Section 148 of the Act in respect of Company's products/services and are of the opinion that, prima facie, the prescribed accounts and records have been made and maintained. However, we have not made a detailed examination of the cost records with a view to determine whether they are accurate or complete.
 - (vii) (a) Undisputed statutory dues including provident fund, employees' state insurance, income-tax, sales-tax, service tax, duty of customs, duty of excise, value added tax, cess and other material statutory dues, as applicable, have generally been regularly deposited to the appropriate authorities, though there has been a slight delay in a few cases. Further, no undisputed amounts payable in respect thereof were outstanding at the year-end for a period of more than six months from the date they became payable.
 - (b) The dues outstanding in respect of income-tax, sales-tax, service tax, duty of customs, duty of excise and value added tax on account of any dispute, are as follows:

Name of the statute	Nature of dues	Amount (₹) in lakhs	Amount paid under Protest (₹) in lakhs	Period (Financial year) to which the amount relates	Forum where dispute is pending
Income Tax Act, 1961	Disallowance of scientific research expenses	62.63	9.40	2013-2014	CIT (Appeals)
The Central Excise Act, 1944	Additional Liability arising due to difference in assessable value, disallowance of CENVAT credit (including penalty/ interest, if any)	7.72	1.00	1998-1999	Custom, Excise and Service Tax Appellate Tribunal
		2.18	0.96	2006-2007	Assistant Commissioner
		13.42	-	2008-2009	Commissioner-Appeal
Central Sales Tax Act and Local Sales Tax Acts of various states	Additional Liability arising due to difference in assessable value, disallowance of input tax credit (including penalty/ interest, if any)	18.07	9.21	1987-1988, 1992- 1993	High Court
		43.20	30.00	2005-2006	Deputy Commissioner
		1.99	1.34	2005-2006	Deputy Commissioner
		152.23	5.50	2005-2006	Deputy Commissioner
		20.09	-	2004-2005	Joint Commissioner
		6.88	-	2004-2005	Joint Commissioner
		7.98	-	2003-2004	Joint Commissioner
0.21	-	2003-2004	Joint Commissioner		

- (viii) The Company has not defaulted in repayment of loans or borrowings to any bank or financial institution or government during the year. The Company did not have any outstanding debentures during the year.
- (ix) The Company did not raise moneys by way of initial public offer or further public offer (including debt instruments) and did not have any term loans outstanding during the year. Accordingly, the provisions of clause 3(ix) of the Order are not applicable.
- (x) No fraud by the Company or on the Company by its officers or employees has been noticed or reported during the period covered by our audit.
- (xi) Managerial remuneration has been paid and provided by the company in accordance with the requisite approvals mandated by the provisions of Section 197 of the Act read with Schedule V to the Act.
- (xii) In our opinion, the Company is not a Nidhi Company. Accordingly, clause 3(xii) of the Order is not applicable.

- (xiii) In our opinion all transactions with the related parties are in compliance with sections 177 and 188 of Act, where applicable, and the requisite details have been disclosed in the financial statements, as required by the applicable accounting standards.
- (xiv) During the year, the Company has not made any preferential allotment or private placement of shares or fully or partly convertible debentures.
- (xv) In our opinion, the Company has not entered into any non-cash transactions with directors or persons connected with them covered under Section 192 of the Act.
- (xvi) The Company is not required to be registered under section 45-IA of the Reserve Bank of India Act, 1934.

For **Walker Chandio & Co LLP**
Chartered Accountants

Firm's Registration No.: 001076N/N500013

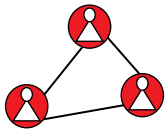
per Sudhir N. Pillai

Partner

Place: Mumbai

Date: 9 May 2017

Membership No.: 105782



ANNEXURE B TO THE INDEPENDENT AUDITOR'S REPORT

of even date to the members of Ador Welding Limited, on the standalone financial statements for the year ended 31 March 2017

Annexure B

Independent Auditor's report on the Internal Financial Controls under Clause (i) of Sub-section 3 of Section 143 of the Companies Act, 2013 ("the Act")

1. In conjunction with our audit of the standalone financial statements of Ador Welding Limited ("the Company") as of and for the year ended 31 March 2017, we have audited the internal financial controls over financial reporting (IFCoFR) of the company of as of that date.

Management's Responsibility for Internal Financial Controls

2. The Company's Board of Directors is responsible for establishing and maintaining internal financial controls based on the internal control over financial reporting criteria established by the Company considering the essential components of internal control stated in the Guidance Note on Audit of Internal Financial Controls over Financial Reporting issued by the Institute of Chartered Accountants of India. These responsibilities include the design, implementation and maintenance of adequate internal financial controls that were operating effectively for ensuring the orderly and efficient conduct of the company's business, including adherence to company's policies, the safeguarding of its assets, the prevention and detection of frauds and errors, the accuracy and completeness of the accounting records, and the timely preparation of reliable financial information, as required under the Act.

Auditors' Responsibility

3. Our responsibility is to express an opinion on the Company's IFCoFR based on our audit. We conducted our audit in accordance with the Standards on Auditing, issued by the Institute of Chartered Accountants of India (ICAI) and deemed to be prescribed under section 143(10) of the Act, to the extent applicable to an audit of IFCoFR, and the Guidance Note on Audit of Internal Financial Controls Over Financial Reporting

(the "Guidance Note") issued by the ICAI. Those Standards and the Guidance Note require that we comply with ethical requirements and plan and perform the audit to obtain reasonable assurance about whether adequate IFCoFR were established and maintained and if such controls operated effectively in all material respects.

4. Our audit involves performing procedures to obtain audit evidence about the adequacy of the IFCoFR and their operating effectiveness. Our audit of IFCoFR included obtaining an understanding of IFCoFR, assessing the risk that a material weakness exists, and testing and evaluating the design and operating effectiveness of internal control based on the assessed risk. The procedures selected depend on the auditor's judgement, including the assessment of the risks of material misstatement of the financial statements, whether due to fraud or error.
5. We believe that the audit evidence we have obtained is sufficient and appropriate to provide a basis for our audit opinion on the Company's IFCoFR.

Meaning of Internal Financial Controls over Financial Reporting

6. A company's IFCoFR is a process designed to provide reasonable assurance regarding the reliability of financial reporting and the preparation of financial statements for external purposes in accordance with generally accepted accounting principles. A company's IFCoFR includes those policies and procedures that (1) pertain to the maintenance of records that, in reasonable detail, accurately and fairly reflect the transactions and dispositions of the assets of the company; (2) provide reasonable assurance that transactions are recorded as necessary to permit preparation of financial statements in accordance with generally accepted accounting principles, and that receipts and expenditures of the company are being made only in accordance with

authorisations of management and directors of the company; and (3) provide reasonable assurance regarding prevention or timely detection of unauthorised acquisition, use, or disposition of the company's assets that could have a material effect on the financial statements.

Inherent Limitations of Internal Financial Controls over Financial Reporting

- 7. Because of the inherent limitations of IFCoFR, including the possibility of collusion or improper management override of controls, material misstatements due to error or fraud may occur and not be detected. Also, projections of any evaluation of the IFCoFR to future periods are subject to the risk that IFCoFR may become inadequate because of changes in conditions, or that the degree of compliance with the policies or procedures may deteriorate.

Opinion

- 8. In our opinion, the Company has, in all material respects, adequate internal financial controls

over financial reporting and such internal financial controls over financial reporting were operating effectively as at 31 March 2017, based on the internal control over financial reporting criteria established by the Company considering the essential components of internal control stated in the Guidance Note on Audit of Internal Financial Controls over Financial Reporting issued by the Institute of Chartered Accountants of India.

For **Walker Chandiook & Co LLP**
Chartered Accountants
 Firm's Registration No.: 001076N/N500013

Place: Mumbai
Date: 9 May 2017

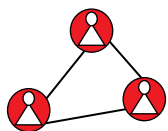
per Sudhir N. Pillai
Partner
 Membership No.: 105782

CORPORATE PROFILE

STATUTORY REPORT

STANDALONE FINANCIALS

CONSOLIDATED FINANCIALS



BALANCE SHEET

(₹ in lakhs)

Particulars	Notes	As at	
		31 March 2017	31 March 2016
Equity and Liabilities			
(1) Shareholders' funds			
(a) Share capital	3	1,360	1,360
(b) Reserves and surplus	4	22,355	20,488
(2) Non-current liabilities			
(a) Deferred tax liabilities (net)	5	764	715
(b) Other long-term liabilities	6	21	21
(c) Long-term provisions	7	203	172
(3) Current liabilities			
(a) Short-term borrowings	8	2,800	-
(b) Trade payables	9		
(i) Total outstanding dues of micro, small and medium enterprises		20	104
(ii) Total outstanding dues of creditors other than micro, small and medium enterprises		7,252	7,670
(c) Other current liabilities	10	2,091	1,287
(d) Short-term provisions	11	1,083	1,835
Total		37,949	33,652
Assets			
(1) Non-current assets			
(a) Fixed assets	12		
(i) Tangible assets		10,054	9,816
(ii) Intangible assets		55	58
(iii) Capital work-in-progress		380	136
(iv) Intangible assets under development		22	-
(b) Non-current investments	13	300	194
(c) Long-term loans and advances	14	2,608	2,451
(d) Other non-current assets	15	207	104
(2) Current assets			
(a) Current investments	16	1,041	1,021
(b) Inventories	17	4,746	4,299
(c) Trade receivables	18	7,685	11,964
(d) Cash and bank balances	19	2,153	1,413
(e) Short-term loans and advances	20	1,125	893
(f) Other current assets	21	7,573	1,303
Total		37,949	33,652

The notes form an integral part of these financial statements

This is the Balance Sheet referred to in our report of even date

For **Walker Chandniok & Co LLP**
Chartered Accountants

Sudhir N. Pillai
Partner

V.M.Bhide
Head - Corp. Admin,
Legal & Company
Secretary

Girish Patkar
Chief Financial
Officer

For and on behalf of the Board of Directors
A.B.Advani
Executive Chairman
DIN: 00029256

S.M.Bhat
Managing Director
DIN: 05168265

Place: Mumbai
Date: 9 May 2017

Place: Mumbai
Date: 9 May 2017

STATEMENT OF PROFIT AND LOSS

(₹ in lakhs)

Particulars	Notes	Year ended 31 March 2017	Year ended 31 March 2016
Revenue			
Revenue from operations (gross)	22	47,995	44,971
Less : Excise duty		3,938	4,288
Revenue from operations (net)		44,057	40,683
Other income	23	940	556
Total revenue		44,997	41,239
Expenses			
Cost of materials consumed	24	30,594	26,144
Purchase of stock-in-trade	25	899	872
Changes in inventories of finished goods, work-in-progress and stock-in-trade	26	(408)	(179)
Employee benefits expense	27	3,914	3,832
Finance costs	28	100	86
Depreciation and amortisation expense		1,122	1,166
Other expenses	29	5,964	5,940
Total expenses		42,185	37,861
Profit before exceptional items and tax		2,812	3,378
Exceptional items [gain / (loss)]	44	-	(195)
Profit before tax		2,812	3,183
Tax expense			
Current tax		915	797
MAT credit (entitlement) / availment		-	278
Reversal of provision for earlier years		(19)	(20)
Deferred tax charge / (credit)		49	(137)
Profit for the year		1,867	2,265
Earnings per equity share	42		
Basic and diluted earnings per share before exceptional items (net of tax) (₹10 per share)		13.73	18.09
Basic and diluted earnings per share after exceptional items (net of tax) (₹10 per share)		13.73	16.65

The notes form an integral part of these financial statements

This is the statement of Profit & Loss referred to in our report of even date

For and on behalf of the Board of Directors

 For **Walker Chandiok & Co LLP**
Chartered Accountants

 A.B.Advani
Executive Chairman
DIN: 00029256

 Sudhir N. Pillai
Partner

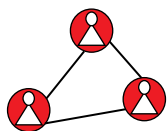
 V.M.Bhide
**Head - Corp. Admin,
Legal & Company
Secretary**

 Girish Patkar
**Chief Financial
Officer**

 S.M.Bhat
Managing Director
DIN: 05168265

Place: Mumbai
Date: 9 May 2017

Place: Mumbai
Date: 9 May 2017



CASH FLOW STATEMENT

(₹ in lakhs)

Particulars	Year ended 31 March 2017		Year ended 31 March 2016	
A Cash flow from operating activities				
Profit before exceptional items and tax		2,812		3,378
Adjustment for non-cash transaction:				
Depreciation and amortisation expense	1,122		1,166	
Bad debts written off	8		164	
Provision for doubtful debts	46		73	
Loss on sale of fixed assets	2		52	
Reversal of provision for doubtful debts	(47)		-	
Assets written off / discarded	1		5	
Provision for diminution in value of investments	8		-	
Items considered separately				
Finance costs	100		86	
Interest received on government securities	(14)		(15)	
Dividend income	0		(1)	
Surplus on sale of investments	(236)		(59)	
Interest received from banks and others	(66)		(53)	
Rental income	(111)		(73)	
Exchange gain on revaluation of foreign currency monetary item	(43)		(12)	
Exceptional items				
Provision for bonus	-		(28)	
Compensation to employees	-		(167)	
		770		1,138
Operating profit before working capital changes		3,582		4,516
Adjustments for increase / decrease in working capital				
(Increase)/ decrease in inventories	(447)		5	
(Increase)/ decrease in trade receivables	4,262		(3,882)	
(Increase)/ decrease in loans & advances and other receivables	(6,840)		(1,336)	
Increase/(decrease) in trade payables	(449)		3,689	
Increase/(decrease) in liabilities and provisions	918		392	
		(2,556)		(1,132)
Cash inflow from operations		1,026		3,384
Income tax paid		(1,012)		(1,142)
Net cash generated from operating activities		14		2,242
B Cash flow from investing activities				
Acquisition of fixed assets and capital work-in-progress	(1,647)		(1,503)	
Purchase of investments	(1,041)		(3,901)	
Investment in subsidiary	(290)		-	
Proceeds from sale of fixed assets	21		25	

(₹ in lakhs)

Particulars	Year ended		Year ended	
	31 March 2017		31 March 2016	
Proceeds from sale of investments	1,433		3,400	
Interest received on government securities	14		15	
Dividend income	0		1	
Interest received from banks and others	72		53	
Rental income	105		70	
(Investment in) / proceeds from fixed deposits	(103)		1,479	
Repayment of loan by subsidiary	290		-	
Net cash used in investing activities		(1,146)		(361)
C Cash flow from financing activities				
Finance costs	(100)		(86)	
Finance lease obligation	(17)		(26)	
Proceeds from short term borrowings	3,100		0	
Repayment of short term borrowings	(300)		0	
Dividend paid	(680)		(680)	
Tax on dividend	(138)		(138)	
Net cash generated from / (used in) financing activities		1,865		(930)
Net increase in cash and cash equivalents (A+B+C)		733		951
Cash and cash equivalents at the beginning of the year		1,291		340
Cash and cash equivalents at the end of the year (refer note 19)		2,024		1,291

Notes to the cash flow statement

a Cash and cash equivalents at year end comprise:

(₹ in lakhs)

Particulars	As at	
	31 March 2017	31 March 2016
Cash on hand	4	1
Cheques on hand	1,102	994
Balances with banks in current accounts	918	296
Total	2,024	1,291

- b** The above cash flow statement has been prepared under the indirect method set out in accounting standard on cash flow statements (AS-3) issued by the Institute of Chartered Accountants of India.

This is the Cash Flow Statement referred to in our report of even date

For and on behalf of the Board of Directors

 For **Walker Chandio & Co LLP**
Chartered Accountants

A.B.Advani

Executive Chairman
DIN: 00029256

 Sudhir N. Pillai
Partner

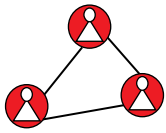
 V.M.Bhide
**Head - Corp. Admin,
Legal & Company
Secretary**

 Girish Patkar
**Chief Financial
Officer**

 S.M.Bhat
Managing Director
DIN: 05168265

Place: Mumbai
Date: 9 May 2017

Place: Mumbai
Date: 9 May 2017



SUMMARY OF SIGNIFICANT ACCOUNTING POLICIES AND OTHER EXPLANATORY INFORMATION FOR THE YEAR ENDED 31ST MARCH, 2017

Note 1 - Background of the Company

Incorporated in 1951, Ador Welding Limited (AWL) is one of India's leading player in the field of Welding Products Technologies and Services. The Company is also engaged in providing customized solutions for multi-disciplinary projects and contracts related to refineries, oil & gas, petrochemicals, fertilizers, steel plants, pharma, water and other chemical process industries.

Note 2 - Statements of significant accounting policies and practices

Basis of preparation of financial statements:-

The financial statements which have been prepared under historical cost convention on the accrual basis of accounting, are in accordance with the applicable requirements of the Companies Act, 2013 (the "Act") and comply in all material aspects with the Accounting Standards specified under Section 133 of the Act, read with Rule 7 of the Companies (Accounts) Rules, 2014 (as amended).

All assets and liabilities have been classified as current or non-current as per the Company's operating cycle and other criteria set out in the Schedule III to the Companies Act, 2013. Based on the nature of products and the time between the acquisition of assets for processing and their realisation in cash and cash equivalents, the Company has ascertained its operating cycle as 12 months for the purpose of current / non- current classification of assets and liabilities.

Use of estimates:-

The preparation of the financial statements in conformity with generally accepted accounting principles requires management to make estimates and assumptions that affect the reported amounts of assets and liabilities, disclosure of contingent liabilities as at the date of financial statements and the reported amounts of revenues and expenses during the reporting year. Key estimates include estimate of useful lives of fixed assets, income tax and future obligations under employee retirement benefit plans. Although these estimates are based upon management's knowledge of current events and actions, actual results could differ from those estimates. Any revisions to accounting estimates are recognised prospectively in the current and future periods.

Inventories:-

Inventories are stated at lower of cost and net realisable value. Cost is determined using the 'average cost' method. The cost of finished goods and work in progress comprises raw material, packing materials, direct labour, other direct costs and related production overheads. Net realisable value is the estimated selling price in the ordinary course of business, less the estimated costs of completion and the estimated costs necessary to make the sale.

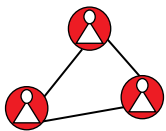
Recognition of income and expenditure:-

1. Sale of goods is recognised on transfer of significant risks and rewards of ownership to the buyer, which is generally on the dispatch of goods by the Company and are recognised net of trade discounts, sales tax and excise duty.
2. Service income is recognised on transfer of significant risks and rewards of ownership to the buyer and is accounted based on terms of contract entered into with the respective parties.
3. Benefit on account of entitlement to import duty - free materials under Duty Entitlement Passbook (DEPB) Scheme or duty drawback or merchant export India scheme are accounted in the year of export as export incentives.

4. Other revenue / income and cost / expenditure are generally accounted on accrual as they are earned or incurred.
5. Sale of services: In contract involving rendering of services revenue is recognised using the proportionate completion method in line with agreements / arrangements with concerned parties and is net of service tax.
6. Revenue from contracts: Revenue from fixed price contracts is recognised using the percentage of completion method. Percentage of completion is determined as a proportion of the cost incurred up to the reporting date of the total estimated contract costs. Proportionate completion is measured based upon the efforts incurred to date in relation to the total estimated efforts to complete the contract. The Company monitors estimates of total contract revenue and costs on a regular basis throughout the delivery period. The cumulative impact of any change in estimates of the contract value or cost is reflected in the period in which the changes become known. In the event that a loss is anticipated on a particular contract, provision is made for the estimated loss.
7. Interest: Interest income is recognised on a time proportion basis taking into account the amount outstanding and the rate applicable.
8. Dividend: Dividend income is recognised when the right to receive dividend is established.

Fixed Assets: -

1. Tangible assets are stated at acquisition cost, net of accumulated depreciation and accumulated impairment losses, if any.
2. Subsequent expenditures related to an item of fixed asset are added to its book value only if they increase the future benefits from the existing asset beyond its previously assessed standard of performance.
3. Items of fixed assets that have been retired from active use and are held for disposal are stated at the lower of their net book value and net realisable value and are shown separately in the financial statements. Any expected loss is recognised immediately in the statement of profit & loss.
4. Losses arising from the retirement of, and gains or losses arising from disposal of fixed assets which are carried at cost, are recognised in the statement of profit & loss.
5. Depreciation is provided on a pro-rata basis on the straight-line method based on useful life as estimated by the management and aligned to Schedule II to the Companies Act, 2013 in order to reflect the actual usage of assets. Depreciation on assets acquired under finance lease is spread over the lease period or useful life, whichever is shorter.
6. Intangible assets are stated at acquisition cost, net of accumulated amortisation and accumulated impairment losses, if any. Intangible assets are amortised on a straight line basis over their estimated useful lives. The amortisation period and the amortisation method are reviewed at least at each financial year end. If the expected useful life of the asset is significantly different from previous estimates, the amortisation period is changed accordingly.
7. Software and implementation costs including users license fees of the Enterprise Resource Planning (ERP) system and other application software costs are amortised over a period of three years.
8. Cost of fixed assets not ready for intended use before such date is disclosed under Capital work-in-progress.



Foreign currency translation:-

Initial recognition - Foreign currency transactions are recorded in the reporting currency, by applying to the foreign currency amount the exchange rate between the reporting currency and the foreign currency, on the date of the transaction.

Conversion - Monetary assets and liabilities denominated in foreign currency are converted at the rate of exchange prevailing on the date of the balance sheet.

Exchange differences - Exchange differences arising on the settlement of monetary items or on reporting the Company's monetary items at rates different from those at which they were initially recorded during the year, or reported in previous financial statements, are recognised as income or as expenses in the year in which they arise.

Translation of foreign operations:-

Foreign operations are classified as either 'integral' or 'non-integral' operation. Exchange differences arising on a monetary item that, in substance, forms part of an enterprise's net investment in a non-integral foreign operation are accumulated in the Foreign Currency Translation Reserve until the disposal of the net investment, at which time they are recognised as income or as expenses. The financial statements of an integral foreign operation are translated using the principles & procedures as if the transactions of the foreign operation are those of the Company itself.

Forward exchange contracts:-

Forward contracts are entered into, to hedge the foreign currency risk. The premium or discount on all such contracts arising at the inception of each contract is amortised as income or expense over the life of the contract. Any profit or loss arising on maturity, cancellation or renewal of forward contracts is recognised as income or as expense for the year.

The premium on option contract is recognised as an expense over the life of the contract.

Investments:-

Investments that are readily realisable and are intended to be held for not more than one year from the date, on which such investments are made, are classified as current investments. All other investments are classified as long term investments.

On initial recognition, all investments are measured at cost. The cost comprises purchase price and directly attributable acquisition charges such as brokerage, fees and duties.

Current investments are carried in the financial statements at lower of cost and fair value. Non-current investments are carried at cost and provisions recorded to recognise any decline, other than temporary, in the carrying value of each investment.

Profit or loss on sale of investments is recorded on transfer of title from the Company and is determined as the difference between the sale price and the carrying value of the investment.

Employee benefits:-

Provident fund: Contribution towards provident fund for certain employees is made to the regulatory authorities, where the Company has no further obligations. Such benefits are classified as Defined Contribution Schemes as the Company does not carry any further obligations, apart from the contributions made on a monthly basis.

In respect of certain employees, provident fund contributions are made to Ador Welding Limited Administrative Staff Provident Fund Trust administered by the Company. The Company's liability is actuarially determined (using the Projected Unit Credit method) at the end of the year. Actuarial losses/gains are recognised in the statement of profit & loss in the year in which they arise. However, with effect from November 2016 the company has discontinued contribution to Ador Welding Limited Administrative Staff Provident Fund Trust and has started contributing to the regulatory authorities.

The contributions made to the trust are recognised as plan assets. The defined benefit obligation recognised in the balance sheet represents the present value of the defined benefit obligation as reduced by the fair value of plan assets.

Superannuation fund: Contribution towards superannuation fund for certain employees is made to Ador Welding Employees Superannuation Fund Trust administered by the Company. The benefit is classified as a “defined contribution scheme” as the Company does not carry any further obligation, apart from the contribution made on a monthly basis.

Employees state insurance scheme: The Company makes contribution to state plans namely Employees State Insurance Scheme and has no further obligation beyond making the payment to them.

Gratuity: The Company provides for gratuity, a defined benefit plan (the “Gratuity Plan”) covering eligible employees in accordance with the Payment of Gratuity Act, 1972. The Gratuity Plan provides a lump sum payment to vested employees at retirement, death, incapacitation or termination of employment, of an amount based on the respective employee’s salary and the tenure of employment. The Company’s liability is actuarially determined (using the Projected Unit Credit method) at the end of each year. Actuarial losses / gains are recognised in the statement of profit and loss in the year in which they arise.

Compensated absences: Accumulated compensated absences, which are expected to be availed or encashed within 12 months from the end of the year are treated as short term employee benefits. The obligation towards the same is measured at the expected cost of accumulating compensated absences as the additional amount expected to be paid as a result of the unused entitlement as at the year end.

Accumulated compensated absences, which are expected to be availed or encashed beyond 12 months from the end of the year end are treated as other long term employee benefits. The Company’s liability is actuarially determined (using the Projected Unit Credit method) at the end of each year. Actuarial losses / gains are recognised in the statement of profit & loss in the year in which they arise.

Termination benefits: Termination benefits in the nature of voluntary retirement benefits are recognised in the statement of profit & loss as & when incurred.

Borrowing costs:-

General and specific borrowing costs directly attributable to the acquisition, construction or production of qualifying assets, which are assets that necessarily take a substantial period of time to get ready for their intended use or sale, are added to the cost of those assets, until such time as the assets are substantially ready for their intended use or sale. All other borrowing costs are recognised in the statement of profit & loss in the period in which they are incurred.

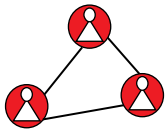
Segment reporting:-

The accounting policies adopted for segment reporting are in conformity with the accounting policies adopted for the Company. Further, inter-segment revenue has been accounted for based on the transaction price agreed to between segments which is primarily market based. Revenue and expenses have been identified to segments on the basis of their relationship to the operating activities of the segment. Revenue and expenses, which relate to the Company as a whole and are not allocable to segments on a reasonable basis, have been included under “Unallocated corporate expenses / income”.

Leases:-

As a Lessee:-

Leases in which a significant portion of the risks and rewards of ownership are retained by the Lessor are classified as operating leases. Payments made under operating leases are charged to the statement of profit & loss on a straight-line basis over the period of the lease.



The Company leases certain tangible assets and such leases, where the Company has substantially all the risks & rewards of ownership, are classified as finance leases.

Assets held under finance leases are recognised as assets of the Company at their fair value at the date of acquisition. The corresponding liability to the lessor is included in the balance sheet as a finance lease obligation under secured borrowings. Finance costs, which represent the difference between the total leasing commitments and the fair value of the assets acquired, are charged to the statement of profit & loss over the term of the relevant lease so as to produce a constant periodic rate of charge on the remaining balance of the obligations for each accounting period.

As a Lessor:

The Company has leased certain tangible assets and such leases where the Company has substantially retained all the risks and rewards of ownership are classified as operating leases. Lease income on such operating leases are recognised in the statement of profit & loss on a straight line basis over the lease term which is representative of the time pattern, in which benefit derived from the use of the leased asset is diminished. Initial direct costs are recognised as an expense in the statement of profit & loss in the period in which they are incurred.

Earnings per share:-

Basic earnings per share is calculated by dividing the net profit or loss for the period attributable to equity shareholders by the weighted average number of equity shares outstanding during the period. Earnings considered in ascertaining the Company's earnings per share is the net profit for the period after deducting preference dividends and any attributable tax thereto for the period. For the purpose of calculating diluted earnings per share, the net profit or loss for the period attributable to equity shareholders and the weighted average number of shares outstanding during the period is adjusted for the effects of all dilutive potential equity shares.

Taxes on income:-

Current tax

Current tax is computed and provided for in accordance with the applicable provisions of the Income Tax Act, 1961.

Minimum alternate tax:

Minimum alternate tax (MAT) paid in accordance with the tax laws gives rise to future economic benefits in the form of adjustments of future income tax liability. The same is considered as an asset if there is convincing evidence that the Company will pay normal income tax after the specified period. Accordingly, MAT credit is recognised as an asset in the balance sheet when it is probable that the future economic benefits associated with it will flow to the Company and the asset can be measured reliably.

Deferred tax:

Deferred tax assets and liabilities are recognised for the future tax consequences attributable to timing differences between the financial statements carrying amounts of existing assets & liabilities and their respective tax basis. Deferred tax is measured based on the tax rates and the tax laws enacted or substantively enacted at the balance sheet date. Deferred tax assets are recognised only to the extent that there is a reasonable certainty that sufficient future taxable income will be available against which such deferred tax assets can be realised. If the Company has unabsorbed depreciation or carry forward losses under taxation laws, deferred tax assets are recognised only if there is a virtual certainty supported by convincing evidence that such deferred tax assets can be realised against future taxable profits.

At each balance sheet date the Company re-assesses unrecognised deferred tax assets. It recognises unrecognised deferred tax assets to the extent that it has become reasonably certain or virtually certain, as the case may be that sufficient future taxable income will be available against which such deferred tax assets can be realised.

Impairment of assets:-

The carrying amounts of the Company's assets are reviewed at each balance sheet date if there is any indication of impairment based on internal / external factors. An impairment loss is recognised whenever the carrying amount of an asset or a cash generating unit exceeds its recoverable amount. The recoverable amount of the assets (or where applicable, that of the cash generating unit to which the asset belongs) is estimated as the higher of its net selling price and its value in use. Impairment loss is recognised in the statement of profit & loss or against revaluation surplus, where applicable.

After impairment, depreciation / amortisation is provided on the revised carrying amount of the asset over its remaining useful life.

A previously recognised impairment loss is increased or reversed depending on changes in circumstances. However, the carrying value after reversal is not increased beyond the carrying value that would have prevailed by charging usual depreciation / amortisation, if there were no impairment.

Provisions and contingent liabilities:-

Provisions: provisions are recognised when the Company has a present obligation as a result of past events and it is probable that an outflow of resources will be required to settle the obligation, in respect of which a reliable estimate can be made. Provisions are not discounted to its present value and are determined based on management estimate, required to settle the obligation at the balance sheet date.

Contingent liabilities: Contingent liabilities are disclosed in respect of possible obligations or present obligations that arise from past events, whose existence would be confirmed by the occurrence or non occurrence of one or more uncertain future events, not wholly within the control of the Company. When there is a possible obligation or present obligation in respect of which the likelihood of outflow of resources is remote, no provisions or disclosure is made.

Provision for warranty

Warranty costs are provided based on a technical estimate of the costs required to be incurred for repairs, replacement, material cost, servicing on the basis of the past experience of the Company. It is expected that this expenditure will be incurred over the contractual warranty period.

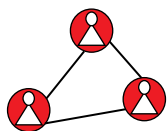
Research & development:-

Revenue expenditure on research & development (including overheads) are charged out as expense through the natural heads of account in the year in which they are incurred.

Expenditure of a capital nature on research & development is debited to respective fixed assets and depreciation is provided on such assets, as are depreciable.

Cash and cash equivalents:-

In the cash flow statement, cash and cash equivalents include cash in hand, cheques in hand, demand deposits with banks, other short-term highly liquid investments with original maturities of three months or less.



Note 3 - Share capital

Particulars	(₹ in lakhs)	
	As at 31 March 2017	As at 31 March 2016
Authorised : 3,00,00,000 (Previous year 3,00,00,000) equity shares of ₹10 each	3,000	3,000
Issued, subscribed and paid up: 1,35,98,467 (Previous year 1,35,98,467) equity shares of ₹10 each, fully paid-up	1,360	1,360
Total	1,360	1,360

Note 3 a - Reconciliation of share capital

Particulars	As at 31 March 2017		As at 31 March 2016	
	No. of shares	(₹ in lakhs)	No. of shares	(₹ in lakhs)
Equity shares:				
Shares outstanding at the beginning of the year	1,35,98,467	1,360	1,35,98,467	1,360
Add: Shares issued during the year	-	-	-	-
Shares outstanding at the end of the year	1,35,98,467	1,360	1,35,98,467	1,360

Note 3 b - Rights, preferences and restrictions attached to shares

The Company has only one class of shares referred to as equity shares having a par (face) value of ₹10 per share. Each shareholder is eligible for one vote per share held.

In the event of liquidation of the Company, the equity shareholders will be entitled to receive the remaining assets of the Company, after distribution of all the preferential amounts, in proportion to their shareholding.

Note 3 c - Shares held by holding Company

Particulars	As at	
	31 March 2017	As at 31 March 2016
	No. of shares	No. of shares
Equity shares of ₹ 10 each		
J.B.Advani & Co. Private Limited	68,00,531	68,00,531

Note 3 d - Details of shares held by shareholders holding more than 5% of aggregate shares in the Company

Particulars	As at 31 March 2017		As at 31 March 2016	
	No. of shares held	% of holding	No. of shares held	% of holding
Equity shares of ₹ 10 each				
J.B.Advani & Co. Private Limited	68,00,531	50.01	68,00,531	50.01
Reliance Capital Trustee Co. Limited	11,67,129	8.58	9,91,605	7.29
Sundaram Mutual Fund	8,31,535	6.11	8,31,535	6.11
Total	87,99,195	64.70	86,23,671	63.41

Note 3 e - The Company has not issued any bonus shares or shares for consideration other than cash nor has there been any buyback of shares during five years immediately preceding 31 March 2017.

Note 4 - Reserves and Surplus

(₹ in lakhs)

Particulars	As at 31 March 2017		As at 31 March 2016	
General reserve				
Balance at the beginning of the year	13,774		13,547	
Add: Transfer from statement of profit & loss	-		227	
Balance at the end of the year	13,774		13,774	
Capital redemption reserve account	223		223	
Surplus as per statement of profit and loss				
Balance at the beginning of the year	6,491		5,271	
Add : Net profit for the year	1,867		2,265	
Less : Transfer to general reserve	-		(227)	
Less : Proposed dividend [Refer note (a) below]	-		(680)	
Less : Tax on proposed dividend [Refer note (a) below]	-		(138)	
Balance at the end of the year	8,358		6,491	
Total		22,355		20,488

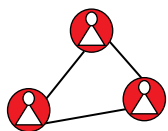
Note:

(a) The Board has proposed dividend of ₹ 5 per share (for the previous year, proposed and approved dividend amounts to ₹ 5 per equity share).

Note 5 - Deferred tax liabilities (net)

(₹ in lakhs)

Particulars	As at	
	31 March 2017	31 March 2016
Deferred tax liability on account of :		
On timing difference between book depreciation and depreciation as per Income Tax Act, 1961	842	817
Capital expenditure for scientific research	108	84
	950	901
Deferred tax assets on account of :		
Employee benefits	119	117
Voluntary retirement scheme	3	4
Provision for doubtful debts	64	65
	186	186
Net deferred tax liabilities	764	715



Note 6 - Other long-term liabilities

(₹ in lakhs)

Particulars	As at 31 March 2017	As at 31 March 2016
Rent deposits	21	21
Total	21	21

Note 7 - Long-term provisions

(₹ in lakhs)

Particulars	As at 31 March 2017	As at 31 March 2016
Provision for employee benefits:		
Gratuity (Refer note 45 (II) (a))	117	89
Compensated absences (Refer note 45 (III))	86	83
Total	203	172

Note 8 - Short-term borrowings

(₹ in lakhs)

Particulars	As at 31 March 2017	As at 31 March 2016
Secured		
From banks		
Working capital loan repayable on demand (Refer note (a) and (b) below)	2,500	-
Export packing credit facility (Refer note (a) and (b) below)	300	-
Total	2,800	-

Notes :

- (a) Working capital loan and export packing credit facility are secured by way of hypothecation of Company's entire stocks and book debts, both present and future, exclusive charge on the entire plant and machinery and other movable fixed assets of the company and on the land and building of the company located at survey no. 59/11/1, 59/11/2, 59/11/3, 59/12 and 59/13 situated at village Masat, Silvassa, Dadra and Nagar Haveli.
- (b) Guarantees given by bank to third parties amounting to ₹ 2,558 lakhs (Previous year ₹ 1,198 lakhs), on behalf of the company, are secured against securities mentioned in (a) above.

Note 9 - Trade payables

(₹ in lakhs)

Particulars	As at 31 March 2017	As at 31 March 2016
Dues to micro, small and medium enterprises (Refer note 34)	20	104
Dues to other than micro, small and medium enterprises	7,252	7,670
Total	7,272	7,774

Note 10 - Other current liabilities

(₹ in lakhs)

Particulars	As at 31 March 2017	As at 31 March 2016
Current maturities of finance lease obligations* (Refer note 48)	0	17
Deposits:		
(a) Rent deposit	16	15
(b) From distributors	143	141
(c) From others	66	21
Employee benefits payable	132	126
Statutory dues	66	81
Unclaimed dividend	124	117
Advances received from distributors on behalf of customers	13	34
Advances received from customers **	629	285
Liability on account of bills discounting	747	266
Creditors for capital goods	46	27
Others	109	157
Total	2,091	1,287

* Amounts below ₹ 0.49 lakh have been rounded as per norms of the Company

** Includes an amount of ₹ 521 lakhs (Previous year ₹ 201 lakhs) on account of Project engineering business.

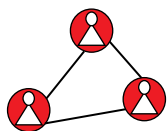
Note 11 - Short-term provisions

(₹ in lakhs)

Particulars	As at 31 March 2017	As at 31 March 2016
Provision for employee benefits		
- Compensated absences (Refer note 45 (III))	141	136
Provision for excise duty on finished goods stock	534	377
Provision for warranties [Refer note (a) below]	64	49
Provision for proposed dividend [Refer note 4(a)]	-	680
Provision for tax on proposed dividend [Refer note 4(a)]	-	138
Provision for expenses [Refer note (b) below]	341	449
Provision for wealth tax	3	6
Total	1,083	1,835

Notes :

(a) Provision of ₹ 64 lakhs (Previous year ₹ 49 lakhs) has been recognised for expected warranty claims on welding equipments and goods traded during the current financial year. It is expected that all these expenditures will be incurred in the next financial year.



(b) Provision for expenses includes :

Particulars	(₹ in lakhs)				
	As at 1 April 2016	Utilised during the year	Provision for the year	Unused / reversed amount	As at 31 March 2017
PEB project expenditure	30	30	2	-	2
Variable incentive pay	175	139	75	36	75
Bonus and commission payable to directors	60	60	67	-	67
Electricity expenses	22	22	10	-	10
Freight expenses	32	27	98	5	98
Legal and professional fees	10	5	5	5	5
Other expenses	120	104	84	16	84
Total	449	387	341	62	341

Note 12 - Fixed assets

(₹ in lakhs)

Particulars	Gross block - at cost				Depreciation				Net block			
	As at 1 April 2016	Additions	Adjustments	Deductions	As at 31 March 2017	As at 1 April 2016	For the year	Adjustments	Deductions	As at 31 March 2017	As at 31 March 2017	As at 31 March 2016
Tangible assets												
Land - freehold	193	-	-	-	193	-	-	-	-	-	193	193
Land - leasehold [Refer note (a) below]	47	-	(1)	-	46	2	-	-	-	2	44	45
Buildings [Refer note (b) below]	7,143	289	-	-	7,432	1,808	208	-	-	2,016	5,416	5,335
Ownership premises [Refer note (c) below]	311	14	-	-	325	88	5	-	-	93	232	223
Plant and equipments (including computers)	12,731	706	-	197	13,240	9,833	642	-	180	10,295	2,945	2,898
Electrical installations	1,004	47	-	-	1,051	642	79	-	-	721	330	362
Furniture and fixtures	815	50	-	12	853	550	54	-	11	593	260	265
Office equipments	209	19	-	8	220	154	23	-	8	169	51	55
Vehicles	256	126	-	39	343	111	31	-	34	108	235	145
Temporary shed	3	-	-	-	3	3	-	-	-	3	-	-
Leased assets - vehicles	100	-	-	55	45	82	16	-	55	43	2	18
Research and development assets :												
Land freehold	34	-	-	-	34	-	-	-	-	-	34	34
Buildings	127	-	-	-	127	88	1	-	-	89	38	39
Plant and equipments (including computers)	615	92	-	-	707	419	21	-	-	440	267	196
Furniture and fixtures*	4	-	-	-	4	0	-	-	-	0	4	4
Air conditioners	7	-	-	-	7	3	1	-	-	4	3	4
Total	23,599	1,343	(1)	311	24,630	13,783	1,081	-	288	14,576	10,054	9,816
Previous year	22,522	1,514	-	437	23,599	13,032	1,107	-	356	13,783	9,816	

Particulars	Gross block - at cost				Amortisation				Net block			
	As at 1 April 2016	Additions	Adjustments	Deductions	As at 31 March 2017	As at 1 April 2016	For the year	Adjustments	Deductions	As at 31 March 2017	As at 31 March 2017	As at 31 March 2016
Intangible assets												
Computer software	465	38	-	-	503	407	41	-	-	448	55	58
Total	465	38	-	-	503	407	41	-	-	448	55	58
Previous year	452	13	-	-	465	348	59	-	-	407	58	

Notes :-

- (a) Leasehold land includes Land of ₹ 37.40 lakhs (net of amortisation ₹ 36.92 lakhs) acquired by the Company on a co-ownership / lease basis for which conveyance deed is yet to be executed.
- (b) Net book value of assets includes, net book value of assets at the Company's Ahmednagar division aggregating ₹ 111 lakhs, which have been retired from active use. As per the estimates made by the Management, the net realisable value of such fixed assets would atleast be equal to the carrying value of the fixed assets. Hence, in the opinion of the management, no expected loss needs to be recognised.
- (c) Includes :

- (i) ₹ 0.01 lakh being the aggregate value of shares in Co-operative housing societies.
- (ii) ₹ 4.17 lakhs for tenements in an association of apartment owners.

* Amounts below ₹ 0.49 lakh have been rounded as per norms of the company.

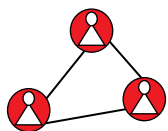
Note 13 - Non-current investments (at cost)

(₹ in lakhs)

Particulars	As at 31 March 2017	As at 31 March 2016
A) Trade investments		
Investments in subsidiary companies		
(I) Plasma Laser Technologies Limited (Unquoted) 2,61,105 (Previous year 2,61,105) Series A Preferred shares of NIS 1 each	927	927
Less: Provision for diminution in the value of investments [Refer note (a) below]	<u>927</u>	<u>927</u>
(II) Ador Welding Academy Private Limited (Unquoted) 30,00,000 (Previous year 1,00,000) equity shares of ₹ 10 each [Refer note (b) below]	300	10
B) Investments in government securities		
Rural Electrification Company Limited tax free secured redeemable non convertible bonds (Unquoted)	-	184
Total	300	194

Notes :

- (a) Investment in Plasma Laser Technologies Limited (PLT) (Subsidiary) - The Company has an investment of ₹ 927 lakhs (Previous year ₹ 927 lakhs) in PLT. PLT has incurred losses since the date of acquisition. The accumulated losses of PLT as at 31 March 2014 exceeded its net worth. The Company has evaluated its investment for the purpose of determination of potential diminution in value and based on such evaluation and considering the underlying factors including downturn in business and decrease in related activities, has recognised a provision for diminution in the value of investment in PLT as at 31 March 2014 amounting to ₹ 927 lakhs.
- (b) Ador Welding Academy Private Ltd (AWAPL) is a 100% subsidiary of the Company. The Board of Directors of AWAPL through its board meeting held on 28 April 2016 resolved to issue further shares to its existing shareholders through rights issue of 29 lakhs equity shares of ₹ 10 each at par, aggregating to ₹ 290 lakhs in the ratio of 290 equity shares for every share held as on 28 April 2016. Further, the company has resolved to subscribe to the rights issue of 29 lakhs equity shares of AWAPL of ₹ 10 each at par, aggregating to ₹ 290 lakhs in their Board meeting held on 10 May 2016, which has been subscribed on 23 May 2016.



Note 14 - Long-term loans and advances

Unsecured, considered good (unless otherwise stated)

(₹ in lakhs)

Particulars	As at 31 March 2017	As at 31 March 2016
Capital advances [Refer note (a) below]	69	126
Security deposits	236	211
Loan to related parties (Refer note (b) below and note 41)	-	295
Advance income tax [Refer note (c) below]	260	144
Balances with sales tax authorities	1,629	1,403
Export incentive receivable	383	260
Loans to employees	9	10
Prepaid expenses	22	2
Total	2,608	2,451

Notes:

(a) Capital advance includes :-

(₹ in lakhs)

Particulars	As at 31 March 2017	As at 31 March 2016
Land at Silvassa	26	26
Factory building and road construction at Chinchwad	40	20
Plant and equipments	3	80
Total	69	126

(b) Disclosure as per Regulation 53(f) of Securities and Exchange Board of India (Listing Obligations and Disclosures Requirements) Regulations, 2015:

Name of the Company	Relationship	As at 31 March 2017 (₹ in lakhs)	Maximum balance of Loan outstanding during the year* (₹ in lakhs)	Investment by the Loanee in the shares of holding Company (No. of shares)
Ador Welding Academy Private Limited [Refer note 12(b), 40 and 45]	Wholly Owned subsidiary	-	290	Nil

* Loans and advances in the nature of loan to subsidiary was given for the purpose of carrying business operations. Out of the above ₹ 290 lakhs, ₹ 260 lakhs was interest free.

(c) Advance payment against taxes is after yearwise set-off against provision for taxation of ₹ 3,707 lakhs (Previous year ₹ 3,491 lakhs).

Note 15 - Other non-current assets

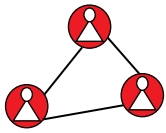
(₹ in lakhs)

Particulars	As at 31 March 2017	As at 31 March 2016
Fixed deposits for bank guarantees (maturity more than twelve months)	207	104
Total	207	104

Note 16 - Current investments

(₹ in lakhs)

Particulars	As at 31 March 2017	As at 31 March 2016
A) Investment in mutual funds (Unquoted) (At lower of cost and fair value)		
Birla sunlife short term fund - direct plan - growth Nil (Previous year 569,673.976) units of ₹ 10 each NAV Nil (Previous year ₹ 325.10 lakhs)	-	300
Birla sunlife savings fund - direct plan - growth Nil (Previous year 65,494.770) units of ₹ 100 each NAV Nil (Previous year ₹ 192.44 lakhs)	-	180
Birla sunlife balanced 95 fund - growth - direct plan 3,884.159 units of ₹ 100 each NAV ₹ 27.63 lakhs	25	-
Birla sunlife dynamic bond fund - retail - growth - direct plan 495,623.643 units of ₹ 10 each NAV ₹ 143.90 lakhs	144	-
Birla sunlife balanced 95 fund - growth - regular plan 3,680.059 units of ₹ 100 each NAV ₹ 25.12 lakhs	23	-
DSP blackrock balanced fund - direct plan - growth 12,209.416 units of ₹ 100 each NAV ₹ 16.54 lakhs	15	-
DSP blackrock liquidity fund - direct plan - growth 8,601.498 units of ₹ 100 each NAV ₹ 200.05 lakhs	200	-
DSP blackrock balanced fund - regular plan - growth 28,696.993 units of ₹ 100 each NAV ₹ 37.70 lakhs	35	-
Franklin India balanced fund - growth 5,430.881 units of ₹ 10 each NAV ₹ 5.66 lakhs	5	-
HDFC balanced fund - regular plan - growth 37,601.995 units of ₹ 100 each NAV ₹ 49.28 lakhs	45	-



Note 16 - Current investments (contd.)

(₹ in lakhs)

Particulars	As at 31 March 2017	As at 31 March 2016
HDFC banking and PSU debt fund - regular plan - growth 1,798,561.151 units of ₹ 10 each NAV ₹ 237.68 lakhs	235	-
HDFC high interest fund-dynamic plan - regular plan - growth 85,942.845 units of ₹ 10 each NAV ₹ 48.67 lakhs	48	-
ICICI Prudential balanced fund - growth 53,322.947 units of ₹ 10 each NAV ₹ 60.93 lakhs	55	-
Kotak low duration fund - standard growth - regular plan Nil (Previous year 2,340,550) units of ₹ 100 each NAV Nil (Previous year ₹ 42.63 lakhs)	-	41
Religare Invesco fixed maturity plan - series XVIII - plan C - growth Nil (Previous year 20,00,000) units of ₹ 10 each NAV Nil (Previous year ₹ 255.81 lakhs)	-	200
Reliance medium term fund - direct growth plan - growth option Nil (Previous year 326,166,371) units of ₹ 10 each NAV Nil (Previous year ₹ 103.51 lakhs)	-	100
Reliance short term fund - growth plan - growth option 363,280.856 units of ₹ 10 each NAV ₹ 111.95 lakhs	111	-
Tata short term bond fund regular plan A - growth Nil (Previous year 855,271.035) units of ₹ 10 each NAV Nil (Previous year ₹ 240.85 lakhs)	-	200
Investment in mutual funds	941	1,021
B) Investment in debentures (Quoted) (Secured)		
JM Financial Services Limited 10 units redeemable, non-convertible debentures of ₹ 10,00,000 each fully paid up	100	-
Investment in debentures	100	-
Total	1,041	1,021

Note :

Aggregate value of unquoted investment is ₹ 965 lakhs (Previous year ₹ 1,160 lakhs)

Aggregate value of quoted investment is ₹ 100 lakhs.

Note 17 - Inventories :

(Lower of cost and net realisable value) (as certified by the Management)

(₹ in lakhs)

Particulars	As at 31 March 2017	As at 31 March 2016
1) Raw materials and components and packing material	1,257	1,418
2) Work-in-progress	617	590
3) Finished goods *	2,467	1,925
4) Stock-in-trade	161	165
5) Stores, spare parts, scrap, etc.	244	201
Total	4,746	4,299

* includes provision of excise duty on finished goods amounting to ₹ 534 lakhs (Previous year ₹ 377 lakhs).

Note 18 - Trade receivables:

(₹ in lakhs)

Particulars	As at 31 March 2017	As at 31 March 2016
Trade receivables outstanding for less than six months from the date they are due for payment		
Secured, considered good [Refer note (a) below]	346	321
Unsecured, considered good	6,342	10,796
	6,688	11,117
Trade receivables outstanding for a period exceeding six months from the date they are due for payment		
Secured, considered good [Refer note (a) below]	17	-
Unsecured, considered good [Refer note (b) below]	980	847
Unsecured, considered doubtful	187	188
Less : Provision for doubtful debts	(187)	(188)
	997	847
Total	7,685	11,964

includes amount due by Private Company in which

Director / officer is a Director **

6

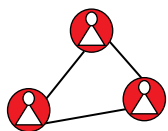
0

Notes:

(a) Secured by letter of credit

(b) Includes an amount of ₹ 333 lakhs (Previous year ₹ 320 lakhs) on account of retention money of Project engineering business division.

** Amounts below ₹ 0.49 lakhs have been rounded as per norms of the Company



Note 19 - Cash and bank balances

(₹ in lakhs)

Particulars	As at 31 March 2017	As at 31 March 2016
Cash and cash equivalents		
i) Cash on hand	4	1
ii) Cheques on hand	1,102	994
iii) Balances with banks in current accounts	918	296
	2,024	1,291
Other bank balances		
i) Earmarked balances with banks (Dividend accounts)	124	117
ii) Deposits with maturity of more than three months but less than twelve months	5	5
	129	122
Total	2,153	1,413

Note 19 a - Disclosure of Specified Bank Notes:

As per the Ministry of Corporate Affairs notification G.S.R. 308(E) dated 30 March 2017, every Company shall disclose the details of Specified Bank Notes (SBN) held and transacted during the period from 8 November 2016 to 30 December 2016 in the following manner:

Details of SBN held and transacted during the period from 8 November 2016 to 30 December 2016 are as follows:

(₹ in lakhs)

Particulars	SBNs	Other denomination notes	Total
Closing cash in hand as on 8 November 2016	6.65	1.73	8.38
Add: Permitted receipts	-	12.93	12.93
Add: Non-permitted receipts	0.23	-	0.23
Less: Permitted payments	0.36	11.20	11.56
Less: Amount deposited in banks	6.49	-	6.49
Closing cash in hand as on 30 December 2016	0.03	3.46	3.49

Note 20 - Short-term loans and advances

Unsecured, considered good (unless otherwise stated)

(₹ in lakhs)

Particulars	As at 31 March 2017	As at 31 March 2016
Balances with central excise, customs and port trust	184	317
Loan to related parties (Refer note 41)	4	3
Loans and advances to employees	21	26
Advance to suppliers	808	472
Prepaid expenses	98	60
Others	10	15
Total	1,125	893

Note 21 - Other current assets

(₹ in lakhs)

Particulars	As at 31 March 2017	As at 31 March 2016
Forward exchange difference receivables	19	8
Unbilled revenue on construction contracts (Refer note 22 (b))	7,495	1,218
Interest accrued but not due on fixed deposits	10	16
Interest accrued but not due- from subsidiary	-	2
Other receivables	49	59
Total	7,573	1,303

Note 22 - Revenue from operations (gross)

(₹ in lakhs)

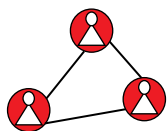
Particulars	Year ended 31 March 2017	Year ended 31 March 2016
Sale of goods		
Domestic	38,192	40,149
Export	9,237	3,674
Sale of services	414	942
Other operating revenue :		
Sale of scraps and others	152	206
Total	47,995	44,971

Notes:

- a) Details of sale of products (net of excise duty) and services:

(₹ in lakhs)

Particulars	Year ended 31 March 2017	Year ended 31 March 2016
Manufactured goods :		
Electrodes	15,373	15,207
Wires and fluxes	12,738	12,067
Equipments and spares	5,882	5,569
Project engineering business	8,293	5,580
Service income	414	942
Traded goods :		
Welding products and accessories	1,205	1,112
Total	43,905	40,477



b) Disclosure pursuant to AS 7 (Revised) - "Construction contracts"

(₹ in lakhs)

Particulars	Year ended 31 March 2017	Year ended 31 March 2016
i) Contract revenue recognised for the year	8,697	6,332
ii) Aggregate amount of contract costs incurred and recognised profits (less recognised losses) for all contracts in progress	8,976	4,430
iii) Amount of customer advances outstanding for contracts in progress (Refer note 10)	521	201
iv) Amount of retentions due from customers for contracts in progress (Refer note 18)	333	320
v) Amount due from customers (Refer note 21)	7,495	1,218
vi) Amount due to customers	-	-

The amount of excise duty disclosed as deduction from turnover is the total excise duty for the year except the excise duty related to the difference between the closing stock and opening stock and excise duty paid, but not recovered for free goods, breakages / damages and captive consumption, which has been included under the head 'other expenses' as 'miscellaneous expenses'.

Note 23 - Other income

(₹ in lakhs)

Particulars	Year ended 31 March 2017	Year ended 31 March 2016
Interest received on:		
i) Government securities	14	15
ii) Fixed deposits with banks	15	19
iii) Overdue amount from customers	46	26
iv) Letter of credit	1	1
v) From subsidiary* (Refer note 41)	0	2
vi) Others	4	5
Surplus on sale of investments	236	59
Rent received (Refer note 49)	111	73
Duty drawback and export incentive	126	69
Insurance recovered (net of expense)	41	41
Dividend income	-	1
Foreign currency fluctuation gain (net)	177	149
Provisions / liabilities no longer required now written back	93	45
Miscellaneous income	76	51
Total	940	556

* Amounts below ₹ 0.49 lakh have been rounded as per norms of the Company.

Note 24 - Cost of materials consumed:

(₹ in lakhs)

Particulars	Year ended 31 March 2017	Year ended 31 March 2016
Opening stock	1,418	1,619
Add: Purchases during the year	30,433	25,943
Less: Closing stock	(1,257)	(1,418)
Total	30,594	26,144

Notes:

(a) Details of raw materials, components and packing materials consumed

(₹ in lakhs)

Particulars	Year ended 31 March 2017	Year ended 31 March 2016
Wires and rods	13,947	12,664
Titanium dioxide and rutile sand	830	868
Manganese	659	659
Metal, nickel and iron powder	457	495
Electrical components	1,285	1,202
Mechanical fittings	3,490	5,871
Others	9,926	4,385
Total	30,594	26,144

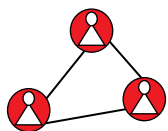
(b) Value of imported and indigenous raw materials, components and packing materials consumed

Particulars	Year ended 31 March 2017		Year ended 31 March 2016	
	(₹ in lakhs)	%	(₹ in lakhs)	%
Imported	3,455	11	4,120	16
Indigenous	27,139	89	22,024	84
Total	30,594	100	26,144	100

Note 25 - Purchase of stock-in-trade:

(₹ in lakhs)

Particulars	Year ended 31 March 2017	Year ended 31 March 2016
Welding products	304	266
Welding accessories	595	606
Total	899	872



Note 26 - Changes in inventories of finished goods, work-in-progress and stock-in-trade

(₹ in lakhs)

Particulars	Year ended 31 March 2017		Year ended 31 March 2016	
	Opening stock :			
Finished goods	1,925		1,591	
Stock-in-trade	165		122	
Work-in-progress	<u>590</u>	2,680	<u>713</u>	2,426
Closing stock :				
Finished goods	2,467		1,925	
Stock-in-trade	161		165	
Work-in-progress	<u>617</u>	3,245	<u>590</u>	2,680
Add / (less): Variation in excise duty on opening and closing stock of finished goods		157		75
Total		(408)		(179)

Notes:

(a) Details of finished goods

(₹ in lakhs)

Particulars	Closing stock		Opening stock	
	As at 31 March 2017	As at 31 March 2016	As at 1 April 2016	As at 1 April 2015
Manufactured goods				
Electrodes	1,265	858	858	639
Wires and fluxes	526	501	501	495
Equipment	676	566	566	457
Total	2,467	1,925	1,925	1,591

(b) Details of stock-in-trade

(₹ in lakhs)

Particulars	Closing stock		Opening stock	
	As at 31 March 2017	As at 31 March 2016	As at 1 April 2016	As at 1 April 2015
Welding products and accessories	161	165	165	122
Total	161	165	165	122

(c) Details of work-in-progress

(₹ in lakhs)

Particulars	Closing stock		Opening stock	
	As at 31 March 2017	As at 31 March 2016	As at 1 April 2016	As at 1 April 2015
Consumables	355	272	272	464
Equipment	262	298	298	245
Project engineering business	-	20	20	4
Total	617	590	590	713

Note 27 - Employee benefits expense

(₹ in lakhs)

Particulars	Year ended 31 March 2017	Year ended 31 March 2016
Salaries, wages and bonus	3,297	3,344
Contribution to provident and other funds (Refer note 45(I))	162	145
Contribution to gratuity (Refer note 45(II)(a))	28	19
Staff welfare expenses	427	324
Total	3,914	3,832

Note 28 - Finance costs

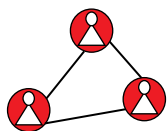
(₹ in lakhs)

Particulars	Year ended 31 March 2017	Year ended 31 March 2016
Interest expense on :		
Bill discounting of invoices	54	17
Security deposit from distributor	-	8
Finance lease obligation	1	4
Others	-	49
Other borrowing costs	45	8
Total	100	86

Note 29 - Other expenses

(₹ in lakhs)

Particulars	Year ended 31 March 2017	Year ended 31 March 2016
Manufacturing and other expenses (Refer note 30)	2,523	2,376
Electricity and power expenses	23	25
Rent (Refer note 47)	127	122
Freight	458	487
Legal and professional fees	237	333
Insurance	20	24
Repairs and maintenance - others	150	140
Travelling, conveyance and vehicle expenses	695	654
Directors fees	5	6
Telephone, postage and telegram	197	170
Rates and taxes	54	70
Advertisement and sales promotion expenses	89	107
Commission	20	20
Bad debts written off (net)	8	164



Note 29 - Other expenses (contd)

(₹ in lakhs)

Particulars	Year ended 31 March 2017		Year ended 31 March 2016
	(₹ in lakhs)	%	(₹ in lakhs)
Provision for doubtful debts	46		73
Loss on sale of fixed assets (net)	2		52
Assets written off / discarded	1		5
Printing and stationery	71		58
Auditors' remuneration (Refer note 31)	28		27
Corporate social responsibility (Refer note 51)	41		18
Selling and distribution incentive	216		321
Bank charges	102		72
Provision for diminution in value of investment	8		-
Miscellaneous expenses	843		616
Total	5,964		5,940

Note 30 - Manufacturing and other expenses

(₹ in lakhs)

Particulars	Year ended 31 March 2017		Year ended 31 March 2016
	(₹ in lakhs)	%	(₹ in lakhs)
Consumption of stores, spare parts and scrap (Refer note (a))	536		638
Power and fuel	868		776
Repairs to machinery	95		94
Repairs to building	27		82
Other manufacturing expenses	997		786
Total	2,523		2,376

Note : (a) Value of imported and indigenous stores and spare parts consumed

Particulars	Year ended 31 March 2017		Year ended 31 March 2016	
	(₹ in lakhs)	%	(₹ in lakhs)	%
Imported	40	7	91	14
Indigenous	496	93	547	86
Total	536	100	638	100

Note 31 - Auditor's remuneration (excluding service tax)

(₹ in lakhs)

Particulars	Year ended 31 March 2017	Year ended 31 March 2016
Statutory audit fees	13	13
Tax audit fees	5	5
Certification and other matters	8	8
Reimbursement of out of pocket expenses	2	1
Total	28	27

Note 32 - Contingent liabilities not provided for :

(₹ in lakhs)

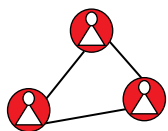
Particulars	Year ended 31 March 2017	Year ended 31 March 2016
a) Disputed sales tax, as the matters are in appeal (advance paid ₹ 46 lakhs; previous year ₹ 75 lakhs)*	251	2,858
b) Disputed excise duties, as the matters are in appeal (advance paid ₹ 2 lakhs; previous year ₹ 2 lakhs)	23	118
c) Disputed income tax, as the matters are in appeal (advance paid ₹ 9 lakhs)	63	-
d) Bonds submitted to customs authorities for import of goods, under advance license scheme	-	76
e) Bank guarantees	2,558	1,198
f) On account of pending C-forms	1,479	1,693
g) Other matters	185	148

Future cash outflows in respect of above matters are determinable only on receipt of judgments / decisions pending at various forums / authorities. The Management does not expect these claims to succeed and accordingly, no provision for the contingent liability has been recognised in the financial statements.

Note 33 - Estimated amount of contracts remaining to be executed

(₹ in lakhs)

Particulars	Year ended 31 March 2017	Year ended 31 March 2016
On Capital account and not provided for (net of advances)	299	346



Note 34 - Micro, Small and Medium Enterprises (Refer note 9)

(₹ in lakhs)

Particulars	Year ended 31 March 2017	Year ended 31 March 2016
Principal amount due to suppliers registered under the MSMED Act and remaining unpaid as at year end	20	104
Interest due to suppliers registered under MSMED Act and remaining unpaid as at year end	0*	1
Principal amounts paid to suppliers registered under MSMED Act, beyond the appointed day during the year	-	-
Interest paid under section 16 of MSMED Act, to suppliers registered under MSMED Act, beyond the appointed day during the year	-	-
Interest due and payable towards suppliers registered under MSMED Act beyond the appointed day during the year	-	-
Further interest remaining due and payable for earlier years	-	-

The above information has been determined to the extent such parties have been identified on the basis of information available with the Company.

* Amounts below ₹ 0.49 lakh have been rounded as per norms of the Company

Note 35 - Revenue expenditure incurred during the year on research and development, through the natural heads of account, amounts to ₹ 415 lakhs (previous year ₹ 371 lakhs) (including depreciation ₹ 23 lakhs; previous year ₹ 20 lakhs) and capital expenditure thereof amounts to ₹ 92 lakhs (previous year ₹ 14 lakhs).

Note 36 - Details of C.I.F. value of imports :

(₹ in lakhs)

Particulars	Year ended 31 March 2017	Year ended 31 March 2016
Raw materials and components	3,304	3,966
Capital goods	37	27
Spares, etc.	9	25
Purchase of stock-in-trade	126	188

Note 37 - Details of expenditure in foreign currency :

(₹ in lakhs)

Particulars	Year ended 31 March 2017	Year ended 31 March 2016
Travelling	65	74
Staff training	25	-
Bank charges	7	6
Salaries, rent and other administrative expenses at Sharjah office	195	213
Others	2	17

Note 38 - Details of earnings in foreign exchange :

(₹ in lakhs)

Particulars	Year ended 31 March 2017	Year ended 31 March 2016
F.O.B. value of exports (net of returns)	9,237	3,674
Service charges received	367	489

Note 39 - Details of dividend remitted to non-resident shareholders in foreign currency*:

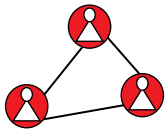
Particulars	Year ended 31 March 2017	Year ended 31 March 2016
Number of non-resident shareholders	66	66
Number of equity shares held	9,263	9,363
Financial year ended for which dividend is remitted	2015-16	2014-15
Amount of dividend remitted (₹ in lakh)	0.46	0.47

* excluding dividend credited to the shareholders' non-resident external accounts with banks in India.

Note 40 - Segment information
A) Business segment

(₹ in lakhs)

Particulars	Consumables		Equipments and project engineering business		Total	
	Year ended 31 March 2017	Year ended 31 March 2016	Year ended 31 March 2017	Year ended 31 March 2016	Year ended 31 March 2017	Year ended 31 March 2016
Segment revenue						
External revenue	28,235	27,470	15,822	13,213	44,057	40,683
Inter segment revenue	-	-	-	-	-	-
Total revenue	28,235	27,470	15,822	13,213	44,057	40,683
Segment result before interest and tax	3,598	3,480	288	1,259	3,886	4,739
Add / (less) :						
Unallocable expenses (net of unallocable income)					(974)	(1,275)
Interest and finance charges (net)					(100)	(86)
Excess / (short) provision of taxes for earlier years					19	20
Exceptional items (net)					-	(195)
Provision for taxes (net of deferred tax)					(964)	(938)
Net profit after tax					1,867	2,265



A) Business segment

(₹ in lakhs)

Particulars	Consumables		Equipments and project engineering business		Total	
	Year ended 31 March 2017	Year ended 31 March 2016	Year ended 31 March 2017	Year ended 31 March 2016	Year ended 31 March 2017	Year ended 31 March 2016
Other information						
Segment assets	15,419	15,558	17,422	13,783	32,841	29,341
Unallocated assets					5,108	4,311
Total assets					37,949	33,652
Segment liabilities	3,281	3,624	8,616	6,003	11,897	9,627
Unallocated liabilities					2,337	2,177
Total liabilities					14,234	11,804
Capital employed						
Segment wise capital employed	12,138	11,934	8,806	7,780	20,944	19,714
Unallocable corporate assets net of unallocable corporate liabilities					2,771	2,134
Total capital employed					23,715	21,848
Capital expenditure						
Segment capital expenditure	593	988	654	474	1,247	1,462
Unallocated capital expenditure					134	65
Total capital expenditure (Tangible and intangible assets)					1,381	1,527
Depreciation and amortisation						
Segment depreciation and amortisation	709	730	316	312	1,025	1,042
Unallocated depreciation and amortisation					97	124
Total depreciation and amortisation					1,122	1,166
Significant non cash expenditure						
Segment significant non cash expenditure	1	5	-	-	1	5
Unallocated significant non cash expenditure					-	-
Total significant non cash expenditure					1	5

B) Geographical segment

(₹ in lakhs)

Particulars	India		Outside India		Total	
	Year ended 31 March 2017	Year ended 31 March 2016	Year ended 31 March 2017	Year ended 31 March 2016	Year ended 31 March 2017	Year ended 31 March 2016
Segment revenue	34,453	36,520	9,604	4,163	44,057	40,683
Carrying amount of segment assets	40,185	33,166	(2,236)	486	37,949	33,652
Additions to fixed assets (Tangible and intangible assets)	1,370	1,518	11	9	1,381	1,527

C) Other disclosures

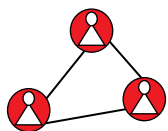
1. Segments have been identified in line with the Accounting Standard on "Segment Reporting" (AS – 17) taking into account the organisation structure as well as differential risks and returns of these segments.
2. The Company has disclosed business segment as the primary segment.
3. Types of products and services in each business segment:

Business Segment	Types of products and services
a) Consumables	Electrodes, wires, agency items related to consumables from Silvassa, Raipur, Chennai and Chinchwad plant.
b) Equipment and project engineering business	Equipments, spares, cutting products and agency items related to equipments, cutting products, design, engineering, procurement and commissioning of flares, incinerators, furnaces, etc. from Chinchwad plant.

4. The Segment revenue, results, assets and liabilities include the respective amounts identifiable to each of the segment and amounts allocated on a reasonable basis.

Note 41 - Related Parties Disclosure
A. Relationships

Relationship	Name of the Persons / Company
a) Holding Company	J. B. Advani & Co. Private Limited
b) Subsidiary Company and Fellow subsidiaries	Ador Welding Academy Private Limited Ador Powertron Limited (Subsidiary of J.B. Advani & Co. Private Limited) Ador Green Energy Private Limited (Subsidiary of J.B. Advani & Co. Private Limited) Mack Valves India Private Limited (Indirect subsidiary of J.B. Advani & Co. Private Limited)
c) Companies in which Holding Company has significant influence and its associates	Ador Fontech Limited Ador Multiproducts Limited Ador Digatron Private Limited
d) Key Management Personnel	Ms. A. B. Advani Mr. S. M. Bhat Mrs. N. Malkani Nagpal



B. Transactions during the year and amount outstanding at the year end

(₹ in lakhs)

Relationship / name of the related party	Description of the nature of transactions	Value of the transactions	
		31 March 2017	31 March 2016
a) Holding Company			
J B Advani & Co. Private Limited	Sale of goods	17	11
	Purchase of goods and services received	1,012	933
	Rent received (gross)	29	29
	Reimbursement of expenses (incurred to other companies)	7	4
	Recovery of expenses (from other companies)	14	13
	Amount outstanding at the year end		
	Other receivable *	-	0
Trade payable	101	110	
b) Subsidiary Company and fellow subsidiaries			
Ador Welding Academy Private Limited	Sale of goods	7	1
	Purchase of goods and services	3	8
	Rent received (gross)	17	20
	Recovery of expenses	1	5
	Interest income*	0	2
	Loan repaid by subsidiary	290	-
	Investment in equity shares	290	-
	Amount outstanding at the year end		
	Investment in equity shares	300	10
	Trade receivables	6	-
	Other receivables	-	2
Loan	-	290	
Ador Powertron Limited	Purchase of fixed assets	-	3
	Purchase of goods*	0	1
	Recovery of expense (from other companies)	1	-
	Rent received (gross)	1	1
	Amount outstanding at the year end		
Other receivables*	0	-	
Ador Green Energy Private Limited	Commission / business support / facilitation charges	-	54

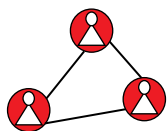
(₹ in lakhs)

Relationship / name of the related party	Description of the nature of transactions	Value of the transactions	
		31 March 2017	31 March 2016
c) Companies in which Holding company has significant influence and its associates			
Ador Fontech Limited	Sale of goods	185	128
	Purchase of goods	13	14
	Recovery of expenses (from other companies)	6	3
	Reimbursement of expenses (incurred to other companies)	2	-
	Rent received (gross)	5	5
	Sale of fixed assets	9	-
	Advance to supplier	-	1
	Amount outstanding at the year end		
	Other receivables*	0	-
Ador Multiproducts Limited	Sale of goods	45	36
	Amount outstanding at the year end		
	Trade receivable	3	9
d) Key Management Persons			
Ms. A. B. Advani	Remuneration	140	128
Mrs. N. Malkani Nagpal	Remuneration	99	89
Mr. S. M. Bhat	Remuneration	132	113
	Loan given	-	10
	Amount outstanding at the year end		
	Loan	4	8
Non-Executive Directors	Commission	30	35

* Amount below ₹ 0.49 lakh has been rounded as per norms of the Company.

Notes:

1. Related party relationship is as identified by the Company and relied upon by the auditors.
2. The Company has shared facilities limits offered by HDFC Bank Limited to the extent of ₹ 100 lakhs (Previous year ₹ 100 lakhs) by earmarking working capital funds in favour of Ador Welding Academy Private Limited.
3. Considering the downturn of the operation, the employees of Plasma Laser Technologies (PLT), had approached Israel court in financial year 2014-15 for the purpose of liquidation and considering the same, Israel court has appointed the Official Liquidator to evaluate various options including revival or liquidation. Hence, the Management believes that the Company has lost its control on the affairs and assets of such subsidiary as the same is now vested with such official liquidator appointed by Israel court. Further management believes that there are no claims expected on the company on account of PLT. Hence, the same is not considered in related party transactions.



Note 42 - Computation of profit for earnings per share:

Particulars	Year ended 31 March 2017	Year ended 31 March 2016
Profit before exceptional items after tax (₹ in lakhs)	1,867	2,460
Profit after exceptional items after tax (₹ in lakhs)	1,867	2,265
Weighted average number of shares outstanding	1,35,98,467	1,35,98,467
Earnings per share before exceptional items after tax (basic and diluted) (₹)	13.73	18.09
Earnings per share after exceptional items after tax (basic and diluted) (₹)	13.73	16.65

Note 43 - Disclosure in respect of derivative instruments:

(a) Forward contracts outstanding

Particulars	Currency	Year ended 31 March 2017		Year ended 31 March 2016	
		Amount in foreign currency	₹ in lakhs	Amount in foreign currency	₹ in lakhs
Against exports	USD	7,90,000	504	1,82,916	119
Against imports	EURO	-	-	59,321	45
	USD	4,28,482	283	1,02,198	69

(b) Foreign currency exposures that are not hedged by derivative instruments:

Particulars	Currency	Year ended 31 March 2017		Year ended 31 March 2016	
		Foreign currency	₹ in lakhs	Foreign currency	₹ in lakhs
i) Debtors	USD	2,60,379	163	5,11,620	333
	EURO	66,694	45	66,694	49
ii) Creditors	USD	-	-	22,916	15
	EURO	50,816	36	13,787	11
	KWD	13,69,274	3,003	-	-
iii) Advance to creditors	USD	89,941	57	1,59,790	108
	EURO	8,860	6	1,708	1
	KWD	138,425	286	-	-
iv) Bank balances	USD	6,04,014	386	11,132	7
	AED	62,032	11	39,411	7

(c) All derivative instruments have been acquired for hedging purpose.

Note 44 - Exceptional items :

(₹ in lakhs)

Sr. No.	Particulars	Year ended 31 March 2017	Year ended 31 March 2016
1.	The Company has paid ₹155 lakhs to the employees of Chennai plant as compensation alongwith full and final settlement of their dues on account of suspension of operations, ₹ 5 lakhs towards compensation to ex-employees in settlement of court cases pertaining to Ahmednagar plant and ₹ 7 lakhs toward compensation to ex-employees in settlement of court cases pertaining to Chinchwad plant.	-	(167)
2.	The Company has provided bonus of ₹ 28 lakhs for the year 2014-15 due to enactment of Payment of Bonus (Amendment) Act, 2015 with retrospective effect from 1 April 2014.	-	(28)
	Total	-	(195)

Note 45 - Employee benefits:

The disclosures required as per Accounting Standard 15 – “Employee Benefits (Revised 2005)”, are as under:

Brief description of the plans:

The Company has various schemes for employee benefits such as provident fund, superannuation and gratuity. In case of funded schemes, the funds are administered through trustees / appropriate authorities. The Company's defined contribution plans are superannuation, employees state insurance and provident fund, as the Company has no further obligation beyond making the contributions. The Company's defined benefit plans consist of provident fund and gratuity. The employees of the Company are entitled to compensated absences as per the Company's policy.

I. Defined contribution plans:

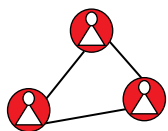
- (i) Provident fund
- (ii) Superannuation fund
- (iii) Employees state insurance fund

During the year, the Company has recognised the following amounts in the statement of profit and loss*:

Particulars	Year ended 31 March 2017	Year ended 31 March 2016
Employer's contribution to superannuation fund	36	32
Employer's contribution to provident fund**	114	102
Employees state insurance fund	11	11
Total	161	145

* included in Note 27- 'Employee benefits expense'

** includes payment made to regulatory authorities other than to Ador Welding Employees Provident Fund Trust.



II. Defined benefit plans (Disclosure based on actuarial reports):

(a) Contribution to gratuity fund (funded scheme)

(₹ in lakhs)

Particulars	Year ended 31 March 2017	Year ended 31 March 2016
(i) Change in present value of defined benefit obligation		
Present value of obligation at the beginning of the year	262	282
Current service cost	26	27
Interest cost	20	22
Actuarial gain on obligation	(5)	(16)
Benefits paid	(17)	(53)
Present value of obligation at the end of the year	286	262
(ii) Change in plan assets		
Fair value of plan assets at the beginning of the year	173	202
Expected return on plan assets	14	15
Actuarial loss	(1)	(1)
Contributions by employer	-	10
Benefits paid	(17)	(53)
Fair value of plan assets at the end of the year	169	173
(iii) Actual return on plan assets	13	14
(iv) Assets and liabilities recognised in the balance sheet **		
Present value of the defined benefit obligation at the end of the year	286	262
Less: Fair value of plan assets at the end of the year	(169)	(173)
Net liability recognised***	117	89
Recognised under provisions (Refer note 7)		
Long term provisions	117	89
Short term provisions	-	-
(v) Expenses recognised in the statement of profit and loss:		
Current service cost	26	27
Interest cost	20	22
Expected return on plan assets	(14)	(15)
Actuarial (gain) / loss recognised in the current year	(4)	(15)
Net gratuity cost recognised in the current year	28	19
Included in Note 27 – ‘Employee benefits expense’		
(vi) Expected employer's contribution for the next year	50	50

(₹ in lakhs)

Particulars	Year ended	
	31 March 2017	31 March 2016
(vii) In accordance with Accounting Standard 15, actuarial valuation was performed in respect of the aforesaid defined benefit plans based on the following assumptions:-		
Discount rate (per annum)	6.85%	7.80%
Rate of return on plan assets	8.00%	8.00%
Salary escalation rate	6.50%	7.50%
Attrition rate		
21 years to 44 years	18.45%	18.45%
45 years and above	12.62%	12.62%
The estimates of future salary increases, considered in actuarial valuation takes into account inflation, seniority, promotion and other relevant factors, such as, supply and demand factors in the employment market		
viii) Assets information:-		
The plan assets for the funded gratuity plan is administered by Life Insurance Corporation of India ('LIC') as per the investment pattern stipulated for pension and Group Schemes funded by Insurance Regulatory and Development Authority (IRDA) Regulations.		

(ix) Other information (experience adjustment)

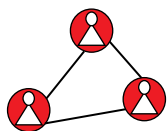
(₹ in lakhs)

Particulars	Period ended				
	31 March 2017	31 March 2016	31 March 2015	31 March 2014	31 March 2013
Present value of obligation at the close of the year	286	262	282	277	302
Fair value of plan assets at the close of the year	169	173	202	232	235
Surplus / (deficit)	(117)	(89)	(80)	(45)	(67)
Experience adjustments on plan liabilities - gain / (loss)	(5)	(12)	(18)	(17)	2
Experience adjustments on plan assets - gain / (loss)*	(1)	(1)	(0)	6	(23)

* Amounts below Rs. 0.49 lakh have been rounded as per the norms of the Company

** Amounts have been recognised based on the information for the period ended 28 February 2017 and 29 February 2016

*** The estimate of future salary increases considered in actuarial valuation takes into account inflation, seniority, promotion and other relevant factors.



(b) Provident fund liability

(₹ in lakhs)

Particulars	Year ended 31 March 2017**	Year ended 31 March 2016
(i) Changes in present value of defined benefit obligation		
Present value of obligation at the beginning of the year	-	1,113
Current service cost	-	37
Interest cost	-	88
Actuarial (gain) / loss	-	(72)
Employees contribution	-	69
Liabilities assumed on acquisition / (settled on divestiture)	-	102
Benefits paid	-	(99)
Present value of obligation at the end of the year	-	1,238
(ii) Change in fair value of assets		
Fair value of plan assets at the beginning of the year	-	1,105
Expected return on plan assets	-	87
Actuarial gain / (loss)	-	(63)
Employer contributions during the period	-	37
Employee contributions during the period	-	69
Assets acquired on acquisition / (distributed on divestiture)	-	102
Benefits paid	-	(99)
Fair value of plan assets at the end of the year	-	1,238
(iii) Actual return on plan assets	-	23
(iv) Assets and liabilities recognised in the balance sheet		
Present value of the defined benefit obligation at the end of the year	-	1,238
Less: Fair value of plan assets at the end of the year	-	(1,238)
Net liability / (asset) recognised	-	-
Recognised under provisions		
Long term provisions	-	-
Short term provisions	-	-
(v) Expenses recognised in the statement of profit and loss:		
Current service cost	-	37
Interest cost	-	88
Expected return on plan assets	-	(87)
Net actuarial loss / (gain) recognised in the current year	-	(9)
Total expense*	-	29
*Included in Note 27 – 'Employee benefits expense'		
(vi) Expected employer's contribution for the next year	-	38

(₹ in lakhs)

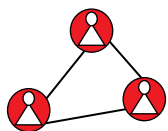
Particulars	Year ended	
	31 March 2017**	31 March 2016
(vii) In accordance with Accounting Standard 15, actuarial valuation was performed in respect of the aforesaid defined benefit plans based on the following assumptions:-		
Discount rate (per annum)	-	7.80%
Expected rate of return on assets	-	8.46%
Discount rate for the remaining term to maturity of the investment	-	7.77%
Average historic yield on the investment	-	8.43%
Guaranteed rate of return	-	8.75%
The estimates of future salary increases, considered in actuarial valuation takes into account inflation, seniority, promotion and other relevant factors, such as, supply and demand factors in the employment market		
(viii) Assets information:-		
Government of India securities	-	33%
Corporate bonds	-	26%
Special deposit schemes	-	23%
Equity shares of listed companies	-	0%
Others	-	19%

(ix) Other information (experience adjustment)

(₹ in lakhs)

Particulars	Period ended				
	31 March 2017**	31 March 2016	31 March 2015	31 March 2014	31 March 2013
Present value of defined benefit obligation at the end of the year	-	1,238	1,113	1,083	975
Fair value of plan assets at the end of the year	-	1,238	1,105	1,076	942
Surplus / (deficit)	-	-	(8)	(7)	(33)
Experience adjustments on plan liabilities - gain / (loss)	-	(72)	(89)	38	80
Experience adjustments on plan assets- gain / (loss)	-	(63)	(73)	50	90

** The Company, with effect from November 2016 has discontinued contribution to Ador Welding Employees Provident Fund Trust and has started contributing to the regulatory authorities.

**III. Compensated absences ***

- (i) An amount of ₹ 14 lakhs (Previous year ₹ 50 lakhs) has been recognised as an expense in the statement of profit & loss account and included under note 27-“Employee benefits expense”.
- (ii) Balance sheet reconciliation

(₹ in lakhs)

Particulars	As at 31 March 2017		As at 31 March 2016	
	Long term	Short term	Long term	Short term
Liability as per actuarial valuation	86	141	83	136

* have been recognised based on the information for the period ended 28 February 2017 and 29 February 2016.

Note 46 - The Company had received an offer letter from Ador Welding Academy Private Limited (AWAPL) with respect to its rights issue of 29 lakhs equity shares of ₹ 10 each at par, aggregating to ₹ 290 lakhs in the ratio of 290 equity shares for every 1 equity share held as on 28 April 2016, pursuant to the board resolution passed by the board of directors of AWAPL in the board meeting held on 28 April 2016, primarily for its additional working capital, capital expenditure and also for refund of loans, if any.

It had been further resolved by the Board of Directors of the Company in their meeting held on 10 May 2016 to subscribe to the right issue of 29 lakhs equity shares of AWAPL of ₹ 10 each at par, aggregating to ₹ 290 lakhs.

Note 47- Lease arrangements - Operating lease

The Company's significant leasing arrangements are in respect of residential flats, office premises and vehicles taken on non-cancellable lease. The aggregate amount of operating lease rent debited to statement of profit & loss during the year is ₹ 127 lakhs (Previous year ₹ 122 lakhs)

(₹ in lakhs)

Particulars	Minimum lease payments	
	As at 31 March 2017	As at 31 March 2016
Amount due within one year	72	56
Amount due from one year to five years	88	130
Amount due from five years and above	106	122
Total	266	308

Note 48 - Lease obligation - Finance lease

Net carrying amount of carrying asset as at balance sheet date – ₹ 2 lakhs (Previous year ₹ 18 lakhs). The minimum future lease rentals and present value of minimum lease rentals payable are as follows:

(₹ in lakhs)

Particulars	As at 31 March 2017	As at 31 March 2016
Minimum lease rentals payable as on balance sheet date**	0*	22
Present value of minimum lease rentals payable **	0*	20

(₹ in lakhs)

Particulars	Minimum Lease Payments		Present value of Minimum Lease Payments	
	As at 31 March 2017	As at 31 March 2016	As at 31 March 2017	As at 31 March 2016
Amount due within one year	0*	22	0*	20
Amount due from one year to five years	-	-	-	-
Amount due from five years and above	-	-	-	-
Total	0*	22	0*	20

* Amounts below ₹ 0.49 lakh have been rounded as per norms of the Company

** Includes interest on lease rentals

Note 49 - Lease Rental

The Company has significant lease arrangement in respect of office premises given on lease. The aggregate amount of rent credited to statement of profit & loss account during the year is ₹ 111 lakhs (previous year ₹ 73 lakhs)

(₹ in lakhs)

Particulars	Minimum Lease Receipt	
	As at 31 March 2017	As at 31 March 2016
Amount due within one year	100	52
Amount due from one year to five years	149	148
Amount due from five years and above	71	96
Total	320	296

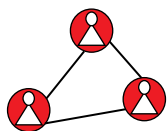
Note 50 - Balances of certain debtors, advances and creditors are subject to confirmation / reconciliation, if any. In the opinion of the Management such adjustments are not likely to be material.

Note 51 - The Company has formed a Corporate Social Responsibility (CSR) Committee as required under Section 135 of the Companies Act, 2013. The Company is required to spend ₹ 51.67 lakhs as per Section 135(5) of the said Act. However, the Company has spent ₹ 41.18 lakhs on the activities mentioned in Schedule VII to the Companies Act, 2013

Details of CSR spend for the financial year 2016-17:

Total amount spent: ₹ 41.18 lakhs

Amount unspent: ₹ 10.49 lakhs



Manner in which the amount spent during the financial year 2016-17 is detailed below:-

(₹ in lakhs)

Sr. No.	CSR project or activity identified	Sector in which project is covered	Projects or programs	Amount spent: direct or through implementing agency
1	Drinking water facility	Making available clean drinking water to the draught affected citizens of India	Funding for transporting water from Miraj to the draught affected citizens of Latur, Maharashtra	5.65
2	Vocational training	Vocational training for girl students	Imparting base weld training for girl students from poor families	4.03
3	Water facility	Hot Water facility to school students	Donated Solar water heater to a school run by Vanavasi Kalyan Ashram located near Silvassa plant	2.30
4	Vocational training	Vocational training to the poor & needy people	Sponsored for funding 'Skill Development Programme' for employment enhancement of the poor & needy people.	7.18
5	Vocational training	Vocational training for poor & needy	Sponsored / donated resistance welding equipment and accessories for taking up Skilling and entrepreneurship training programmes for the poor & needy in partnership with National skill development corporation.	10.26
6	Vocational training	Vocational Training for poor and needy	Sponsored 'Skill Development Programme' for poor and needy	3.92
7	Education	Promoting education for poor and needy in information technology	Purchased desktop computers & computer tables	0.69
8	Vocational training	Vocational training for underprivileged women	Imparting training programme for women in Jewellery making in Primpri Chinchwad Municipal Corporation Area.	1.80
9	Vocational training	Vocational training for poor and needy	Imparting base weld training for the poor & needy	4.65
10	Vocational training	Making arrangement of MS Structure shed	Paid to Chaphekar Samittee for making MS structure shed for students	0.70
Total				41.18

Note 52 - Amounts below ₹ 0.49 lakh have been rounded off as per rounding off norms of the Company.

Note 53 - The figures for the previous year are regrouped / re-arranged, wherever necessary.

For and on behalf of the Board of Directors

For **Walker Chandniok & Co LLP**
Chartered Accountants

Sudhir N. Pillai
Partner

V.M.Bhide
**Head - Corp. Admin,
Legal & Company
Secretary**

Girish Patkar
Chief Financial Officer

A.B.Advani
Executive Chairman
DIN: 00029256

S.M.Bhat
Managing Director
DIN: 05168265

Place: Mumbai
Date: 9 May 2017

Place: Mumbai
Date: 9 May 2017

INDEPENDENT AUDITOR'S REPORT

To the Members of Ador Welding Limited

Report on the Consolidated Financial Statements

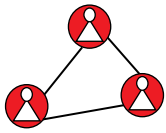
1. We have audited the accompanying consolidated financial statements of Ador Welding Limited ('the Holding Company') and its subsidiary (the Holding Company and its subsidiary together referred to as 'the Group'), which comprise the Consolidated Balance Sheet as at 31 March 2017, the Consolidated Statement of Profit and Loss and the Consolidated Cash Flow Statement for the year then ended, and a summary of the significant accounting policies and other explanatory information.

Management's Responsibility for the Consolidated Financial Statements

2. The Holding Company's Board of Directors is responsible for the preparation of these consolidated financial statements in terms of the requirements of the Companies Act, 2013 ('the Act') that give a true and fair view of the consolidated financial position, consolidated financial performance and consolidated cash flows of the Group in accordance with the accounting principles generally accepted in India, including the Accounting Standards prescribed under Section 133 of the Act, read with Rule 7 of the Companies (Accounts) Rules, 2014 (as amended). The respective Board of Directors of the companies included in the Group are responsible for maintenance of adequate accounting records in accordance with the provisions of the Act for safeguarding the assets of the Group and for preventing and detecting frauds and other irregularities; selection and application of appropriate accounting policies; making judgments and estimates that are reasonable and prudent; and design, implementation and maintenance of adequate internal financial controls, that were operating effectively for ensuring the accuracy and completeness of the accounting records, relevant to the preparation and presentation of the financial statements that give a true and fair view and are free from material misstatement, whether due to fraud or error, which have been used for the purpose of preparation of the consolidated financial statements by the Directors of the Holding Company, as aforesaid.

Auditor's Responsibility

3. Our responsibility is to express an opinion on these consolidated financial statements based on our audit.
4. While conducting the audit, we have taken into account the provisions of the Act, the accounting and auditing standards and matters which are required to be included in the audit report under the provisions of the Act and the Rules made thereunder.
5. We conducted our audit in accordance with the Standards on Auditing specified under Section 143(10) of the Act. Those Standards require that we comply with ethical requirements and plan and perform the audit to obtain reasonable assurance about whether these consolidated financial statements are free from material misstatement.
6. An audit involves performing procedures to obtain audit evidence about the amounts and the disclosures in the consolidated financial statements. The procedures selected depend on the auditor's judgment, including the assessment of the risks of material misstatement of the consolidated financial statements, whether due to fraud or error. In making those risk assessments, the auditor considers internal financial controls relevant to the Holding Company's preparation of the consolidated financial statements that give a true and fair view in order to design audit procedures that are appropriate in the circumstances. An audit also includes evaluating the appropriateness of the accounting policies used and the reasonableness of the accounting estimates made by the Holding Company's Board of Directors, as well as evaluating the overall presentation of the consolidated financial statements.
7. We believe that the audit evidence obtained by us and the audit evidence obtained by other auditor in terms of their reports referred to in paragraph 9 of the Other Matter is sufficient and appropriate to provide a basis for our audit opinion on these consolidated financial statements.



Opinion

8. In our opinion and to the best of our information and according to the explanations given to us and based on the consideration of the report of the other auditor on separate financial statements and on the other financial information of the subsidiary, the aforesaid consolidated financial statements give the information required by the Act in the manner so required and give a true and fair view in conformity with the accounting principles generally accepted in India, of the consolidated state of affairs of the Group as at 31 March 2017, and their consolidated profit and their consolidated cash flows for the year ended on that date.

Other Matter

9. We did not audit the financial statements of one subsidiary, whose financial statements reflect total assets of Rs. 153.71 lacs and net assets of Rs. 99.53 lacs as at 31 March 2017, total revenues of Rs. 102.65 lacs and net cash outflows amounting to Rs. 0.28 lacs for the year ended on that date, as considered in the consolidated financial statements. These financial statements have been audited by other auditor whose report has been furnished to us by the management and our opinion on the consolidated financial statements, in so far as it relates to the amounts and disclosures included in respect of this subsidiary, and our report in terms of sub-section (3) of Section 143 of the Act, in so far as it relates to the aforesaid subsidiary, is based solely on the reports of the other auditor.

Our opinion above on the consolidated financial statements, and our report on other legal and regulatory requirements below, are not modified in respect of the above matters with respect to our reliance on the work done by and the reports of the other auditor and the financial statements certified by the management.

Report on Other Legal and Regulatory Requirements

10. As required by Section 143(3) of the Act, based on our audit and on the consideration of the report of the other auditor on separate financial statement and other financial information of the subsidiary, we report, to the extent applicable, that:

- a) We have sought and obtained all the information and explanations which to the best of our knowledge and belief were necessary for the purpose of our audit of the aforesaid consolidated financial statements;
- b) In our opinion, proper books of account as required by law relating to preparation of the aforesaid consolidated financial statements have been kept so far as it appears from our examination of those books and the reports of the other auditor;
- c) The report of its subsidiary covered under the Act, audited by the other auditor has been properly dealt with in preparing this report.
- d) The consolidated financial statements dealt with by this report are in agreement with the relevant books of account maintained for the purpose of preparation of the consolidated financial statements;
- e) in our opinion, the aforesaid consolidated financial statements comply with the Accounting Standards prescribed under Section 133 of the Act, read with Rule 7 of the Companies (Accounts) Rules, 2014 (as amended);
- f) On the basis of the written representations received from the directors of the Holding Company and taken on record by the Board of Directors of the Holding Company and the reports of the other statutory auditor of its subsidiary company, none of the directors of the Group companies are disqualified as on 31 March 2017 from being appointed as a director in terms of Section 164(2) of the Act.
- g) With respect to the adequacy of the internal financial controls over financial reporting of the Holding Company, and its subsidiary company covered under the Act and the operating effectiveness of such controls, refer to our separate report in 'Annexure A';
- h) With respect to the other matters to be included in the Auditor's Report in accordance with Rule 11 of the Companies (Audit and Auditor's) Rules, 2014 (as amended), in our opinion and to the best of our information and according

to the explanations given to us and based on the consideration of the report of the other auditors on separate financial statements as also the other financial information of the subsidiary:

- (i) The consolidated financial statements disclose the impact of pending litigations on the consolidated financial position of the Group, as detailed in Note 32 to the consolidated financial statements.
- (ii) the Group, did not have any long-term contracts including derivative contracts for which there were any material foreseeable losses;
- (iii) There has been no delay in transferring amounts, required to be transferred, to the Investor Education and Protection Fund by the Holding Company, and its subsidiary company.
- (iv) These consolidated financial statements have made requisite disclosures as to holdings as well as dealings in specified

bank notes during the period from 8 November 2016 to 30 December 2016 by the Holding Company, and its subsidiary company covered under the Act. Based on the audit procedures performed and taking into consideration the information and explanations given to us and on consideration of the report of the other auditor on separate financial statements and other financial information, in our opinion, these disclosures are in accordance with the books of account maintained by the respective companies.

For **Walker Chandio & Co LLP**
Chartered Accountants

Firm's Registration No.: 001076N/N500013

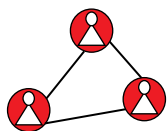
per Sudhir N. Pillai

Partner

Membership No.: 105782

Place: Mumbai

Date: 9 May 2017



ANNEXURE A TO THE INDEPENDENT AUDITOR'S REPORT

of even date to the members of Ador Welding Limited, on the consolidated financial statements for the year ended 31 March 2017

Annexure A

Independent Auditor's report on the Internal Financial Controls under Clause (i) of Sub-section 3 of Section 143 of the Companies Act, 2013 ("the Act")

1. In conjunction with our audit of the consolidated financial statements of the Ador Welding Limited ("the Holding Company") and its subsidiary, (the Holding Company and its subsidiary together referred to as "the Group"), as of and for the year ended 31 March 2017, we have audited the internal financial controls over financial reporting (IFCoFR) of the Holding Company, its subsidiary company and which is a company incorporated in India, as of that date.

Management's Responsibility for Internal Financial Controls

2. The respective Board of Directors of the Holding Company and its subsidiary company, which is a company incorporated in India, are responsible for establishing and maintaining internal financial controls based on the internal control over financial reporting criteria established by the Company considering the essential components of internal control stated in the Guidance Note on Audit of Internal Financial Controls over Financial Reporting issued by the Institute of Chartered Accountants of India. These responsibilities include the design, implementation and maintenance of adequate internal financial controls that were operating effectively for ensuring the orderly and efficient conduct of the company's business, including adherence to the company's policies, the safeguarding of the company's assets, the prevention and detection of frauds and errors, the accuracy and completeness of the accounting records, and the timely preparation of reliable financial information, as required under the Act.

Auditors' Responsibility

3. Our responsibility is to express an opinion on the IFCoFR of the Holding Company and its subsidiary

company as aforesaid, based on our audit. We conducted our audit in accordance with the Standards on Auditing, issued by the Institute of Chartered Accountants of India (ICAI) and deemed to be prescribed under section 143(10) of the Act, to the extent applicable to an audit of IFCoFR and the Guidance Note on Audit of Internal Financial Controls Over Financial Reporting (the "Guidance Note"), issued by the ICAI. Those Standards and the Guidance Note require that we comply with ethical requirements and plan and perform the audit to obtain reasonable assurance about whether adequate IFCoFR were established and maintained and if such controls operated effectively in all material respects.

4. Our audit involves performing procedures to obtain audit evidence about the adequacy of the IFCoFR and their operating effectiveness. Our audit of IFCoFR included obtaining an understanding of IFCoFR, assessing the risk that a material weakness exists, and testing and evaluating the design and operating effectiveness of internal control based on the assessed risk. The procedures selected depend on the auditor's judgement, including the assessment of the risks of material misstatement of the financial statements, whether due to fraud or error.
5. We believe that the audit evidence we have obtained and the audit evidence obtained by the other auditor in terms of their reports referred to in the Other Matter paragraph below, is sufficient and appropriate to provide a basis for our audit opinion on the IFCoFR of the Holding Company and its subsidiary company as aforesaid.

Meaning of Internal Financial Controls over Financial Reporting

6. A company's IFCoFR is a process designed to provide reasonable assurance regarding the reliability of financial reporting and the preparation of financial statements for external purposes in accordance with generally accepted accounting principles. A company's IFCoFR includes those policies and procedures that (1) pertain to the

maintenance of records that, in reasonable detail, accurately and fairly reflect the transactions and dispositions of the assets of the company; (2) provide reasonable assurance that transactions are recorded as necessary to permit preparation of financial statements in accordance with generally accepted accounting principles, and that receipts and expenditures of the company are being made only in accordance with authorisations of management and directors of the company; and (3) provide reasonable assurance regarding prevention or timely detection of unauthorised acquisition, use, or disposition of the company's assets that could have a material effect on the financial statements.

Inherent Limitations of Internal Financial Controls over Financial Reporting

7. Because of the inherent limitations of IFCoFR, including the possibility of collusion or improper management override of controls, material misstatements due to error or fraud may occur and not be detected. Also, projections of any evaluation of the IFCoFR to future periods are subject to the risk that the IFCoFR may become inadequate because of changes in conditions, or that the degree of compliance with the policies or procedures may deteriorate.

Opinion

8. In our opinion, the Holding Company and its subsidiary company, which is a company incorporated in India, have, in all material respects, adequate internal financial controls over financial reporting and such internal financial controls over financial reporting were operating effectively as at 31 March 2017, based on the internal control

over financial reporting criteria established by the Company considering the essential components of internal control stated in the Guidance Note on Audit of Internal Financial Controls over Financial Reporting issued by the Institute of Chartered Accountants of India.

Other Matters

9. We did not audit the IFCoFR insofar as it relates to one subsidiary company which is a company incorporated in India, whose financial statements reflect total assets of Rs.153.71 lacs as at 31 March 2017, total revenues of Rs.102.65 lacs and net cash outflows amounting to Rs.0.28 lacs for the year ended on that date. Our report on the adequacy and operating effectiveness of the IFCoFR for the Holding Company and its subsidiary company, which is a company incorporated in India, under Section 143(3)(i) of the Act insofar as it relates to the aforesaid subsidiary, which is a company incorporated in India, is solely based on the corresponding reports of the auditors of such company. Our opinion is not modified in respect of the above matter with respect to our reliance on the work done by and the reports of the other auditor.

For **Walker Chandiook & Co LLP**
Chartered Accountants

Firm's Registration No.: 001076N/N500013

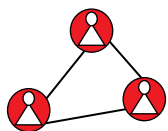
per Sudhir N. Pillai

Place: Mumbai

Partner

Date: 9 May 2017

Membership No.: 105782



CONSOLIDATED BALANCE SHEET

(₹ in lakhs)

Particulars	Notes	As at	As at
		31 March 2017	31 March 2016
Equity and Liabilities			
(1) Shareholders' funds			
(a) Share capital	3	1,360	1,360
(b) Reserves and surplus	4	22,156	20,312
(2) Non-current liabilities			
(a) Deferred tax liabilities (net)	5	767	722
(b) Other long-term liabilities	6	21	21
(c) Long-term provisions	7	203	172
(3) Current liabilities			
(a) Short-term borrowings	8	2,817	3
(b) Trade payables	9		
(i) Total outstanding dues of micro, small and medium enterprises		20	104
(ii) Total outstanding dues of creditors other than micro, small and medium enterprises		7,273	7,687
(c) Other current liabilities	10	2,097	1,300
(d) Short-term provisions	11	1,083	1,835
Total		37,797	33,516
Assets			
(1) Non-current assets			
(a) Fixed assets	12		
(i) Tangible assets		10,171	9,943
(ii) Intangible assets		56	62
(iii) Capital work-in-progress		380	136
(iv) Intangible assets under development		22	-
(b) Non-current investments	13	-	184
(c) Long-term loans and advances	14	2,612	2,165
(d) Other non-current assets	15	207	104
(2) Current assets			
(a) Current investments	16	1,041	1,021
(b) Inventories	17	4,746	4,299
(c) Trade receivables	18	7,707	11,985
(d) Cash and bank balances	19	2,154	1,413
(e) Short-term loans and advances	20	1,128	900
(f) Other current assets	21	7,573	1,304
Total		37,797	33,516

The notes form an integral part of these financial statements

This is the balance sheet referred to in our report of even date

For and on behalf of the Board of Directors

For **Walker Chandio & Co LLP**
Chartered Accountants

A.B.Advani
Executive Chairman
DIN: 00029256

Sudhir N. Pillai
Partner

V.M.Bhide
Head - Corp.
Admin, Legal &
Company Secretary

Girish Patkar
Chief Financial
Officer

S.M.Bhat
Managing Director
DIN: 05168265

Place: Mumbai
Date: 9 May 2017

Place: Mumbai
Date: 9 May 2017

CONSOLIDATED STATEMENT OF PROFIT AND LOSS

(₹ in lakhs)

Particulars	Notes	Year ended 31 March 2017	Year ended 31 March 2016
Revenue			
Revenue from operations (gross)	22	48,097	45,131
Less : Excise duty		3,938	4,288
Less : Service tax		9	10
Revenue from operations (net)		44,150	40,833
Other income	23	925	529
Total revenue		45,075	41,362
Expenses			
Cost of materials consumed	24	30,594	26,144
Purchase of stock-in-trade	25	917	925
Changes in inventories of finished goods, work-in-progress and stock-in-trade	26	(408)	(178)
Employee benefits expense	27	3,937	3,858
Finance costs	28	102	87
Depreciation and amortisation expense		1,135	1,179
Other expenses	29	6,013	5,993
Total expenses		42,290	38,008
Profit before exceptional items and tax		2,785	3,354
Exceptional items [gain / (loss)]	44	-	(195)
Profit before tax		2,785	3,159
Tax expense:			
Current tax		915	797
MAT credit (entitlement) / availment		-	278
Reversal of provision for earlier years		(19)	(20)
Deferred tax charge / (credit)		45	(135)
Profit for the year		1,844	2,239
Earnings per equity share:	42		
Basic and diluted earnings per share before exceptional items (net of tax) (₹10 per share)		13.56	17.90
Basic and diluted earnings per share after exceptional items (net of tax) (₹10 per share)		13.56	16.46

The notes form an integral part of these financial statements

This is the statement of Profit & Loss referred to in our report of even date

For and on behalf of the Board of Directors

 For **Walker Chandiook & Co LLP**
Chartered Accountants

A.B.Advani

Executive Chairman

DIN: 00029256

 Sudhir N. Pillai
Partner

 V.M.Bhide
Head - Corp.
Admin, Legal &
Company Secretary

 Girish Patkar
Chief Financial
Officer

 S.M.Bhat
Managing Director
DIN: 05168265

Place: Mumbai
Date: 9 May 2017

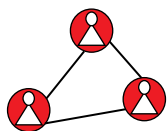
Place: Mumbai
Date: 9 May 2017

CORPORATE PROFILE

STATUTORY REPORT

STANDALONE FINANCIALS

CONSOLIDATED FINANCIALS



CONSOLIDATED CASH FLOW STATEMENT

(₹ in lakhs)

Particulars	Year ended 31 March 2017		Year ended 31 March 2016	
A) Cash flow from operating activities				
Profit before exceptional items and tax		2,785		3,354
Adjustment for non-cash transactions:				
Depreciation and amortisation expense	1,135		1,179	
Bad debts written off	8		164	
Provision for doubtful debts	46		73	
Loss on sale of fixed assets	2		52	
Reversal of provision for doubtful debts	(47)		-	
Provision for diminution in value of investments	8		-	
Assets written off / discarded	1		5	
Items considered separately				
Finance costs	102		87	
Interest received on government securities	(14)		(15)	
Dividend income	-		(1)	
Surplus on sale of investments	(236)		(59)	
Interest received from banks and others	(65)		(51)	
Rental income	(97)		(53)	
Exchange gain on revaluation of foreign currency monetary item	(43)		(12)	
Exceptional items				
Provision for bonus	-		(28)	
Compensation to employees	-	800	(167)	1,174
Operating profit before working capital changes		3,585		4,528
Adjustments for increase / decrease in working capital				
(Increase) / decrease in inventories	(447)		6	
(Increase) / decrease in trade receivables	4,261		(3,901)	
(Increase) / decrease in loans & advances and other receivables	(6,835)		(1,327)	
Increase / (decrease) in trade payables	(445)		3,701	
Increase / (decrease) in liabilities and provisions	911		404	
		(2,555)		(1,117)
Cash inflow from operations		1,030		3,411
Income tax paid		(1,012)		(1,143)
Net cash generated from operating activities		18		2,268
B) Cash flow from investing activities				
Acquisition of fixed assets and capital work in progress	(1,647)		(1,504)	
Purchase of investments	(1,041)		(3,901)	
Proceeds from sale of fixed assets	21		25	
Proceeds from sale of investments	1,433		3,400	
Interest income from government securities	14		15	
Dividend income	-		1	
Interest received from banks and others	71		51	
Rental income	91		50	

(₹ in lakhs)

Particulars	Year ended 31 March 2017	Year ended 31 March 2016
(Investment in) / proceeds from fixed deposits	(103)	1,479
Net cash used in investing activities	(1,161)	(384)
C) Cash flow from financing activities		
Finance costs	(102)	(87)
Finance lease obligation	(17)	(26)
Proceeds from short term borrowings	3,114	-
Repayment of short term borrowings	(300)	(3)
Dividend paid	(680)	(680)
Tax on dividend	(138)	(138)
Net cash generated from / (used in) financing activities	1,877	(934)
Net increase in cash and cash equivalents (A+B+C)	734	950
Cash and cash equivalents at the beginning of the year	1,291	341
Cash and cash equivalents at the end of the year (refer note 19)	2,025	1,291

Notes to the cash flow statement

a) Cash and cash equivalents at year end comprise:

(₹ in lakhs)

Particulars	As at 31 March 2017	As at 31 March 2016
Cash on hand	4	1
Cheques on hand	1,102	994
Balances with banks in current accounts	919	296
Total	2,025	1,291

b) The above cash flow statement has been prepared under the indirect method set out in accounting standard on cash flow statements (AS-3) issued by the Institute of Chartered Accountants of India.

This is the cash flow statement referred to in our report of even date

For and on behalf of the Board of Directors

For **Walker Chandiook & Co LLP**
Chartered Accountants

A.B.Advani
Executive Chairman
DIN: 00029256

Sudhir N. Pillai
Partner

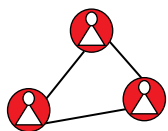
V.M.Bhide
**Head - Corp.
Admin, Legal &
Company Secretary**

Girish Patkar
**Chief Financial
Officer**

S.M.Bhat
Managing Director
DIN: 05168265

Place: Mumbai
Date: 9 May 2017

Place: Mumbai
Date: 9 May 2017



SUMMARY OF SIGNIFICANT ACCOUNTING POLICIES AND OTHER EXPLANATORY INFORMATION FOR THE YEAR ENDED 31ST MARCH, 2017

Note 1 - General Information

The consolidated financial statements relate to Ador Welding Limited ('the Company') and its subsidiary Company. The following subsidiary company is considered in the consolidated financial statements.

Name of subsidiary company	Country of incorporation	% of holding either directly or through subsidiary as at 31 March 2017
Ador Welding Academy Private Limited (AWAPL)	India	100 % Subsidiary (w.e.f. 24 July 2012)

Note 1A

Name of the entity	Net assets i.e. total assets minus total liabilities		Share in profit / loss	
	As a % of consolidated net assets	₹ in lakhs	As a % of consolidated profit / loss	₹ in lakhs
Parent				
Ador Welding Limited	100.85%	23,715	101.25%	1,867
Subsidiary				
Ador Welding Academy Private Limited	(0.85%)	(199.47)	(1.25%)	(23)

Note 2 - Statements of significant accounting policies and practices:-

Basis of preparation of financial statements:-

- The financial statements of the subsidiary used in the consolidation are drawn upto the same reporting date as that of the Parent Company, i.e. year ended 31 March.
- The financial statements which have been prepared under historical cost convention on the accrual basis of accounting, are in accordance with the applicable requirements of the Companies Act, 2013 (the "Act") and comply in all material aspects with the Accounting Standards specified under Section 133 of the Act, read with Rule 7 of the Companies (Accounts) Rules, 2014 (as amended).
- All assets and liabilities have been classified as current or non-current as per the Company's operating cycle and other criteria set out in Schedule III to the Companies Act, 2013. Based on the nature of products and the time between the acquisition of assets for processing and their realisation in cash and cash equivalents, the Company has ascertained its operating cycle as 12 months for the purpose of current / non- current classification of assets & liabilities.

Principles of consolidation :

The consolidated financial statements relate to Ador Welding Limited ('the Company') and its subsidiary (collectively referred to as 'the Group'). The consolidated financial statements have been prepared using uniform accounting policies and on the following basis:

- (i) The financial statements of the parent company and its subsidiary have been consolidated on a line-by-line basis by adding together the book values of like items of assets, liabilities, income and expenses, after eliminating intra-group balances, intra-group transactions and the unrealised profits.
- (ii) The excess of the cost to the parent company of its investments in each of the subsidiary over its share of equity in the respective subsidiary, on the acquisition date, is recognised in the financial statements as goodwill and assessed for impairment at each reporting date.

Use of estimates:-

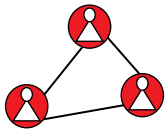
The preparation of the financial statements in conformity with generally accepted accounting principles requires management to make estimates and assumptions that affect the reported amounts of assets and liabilities, disclosure of contingent liabilities as at the date of financial statements and the reported amounts of revenues and expenses during the reporting year. Key estimates include estimate of useful lives of fixed assets, income tax and future obligations under employee retirement benefit plans. Although these estimates are based upon management’s knowledge of current events and actions, actual results could differ from those estimates. Any revisions to accounting estimates are recognised prospectively in the current and future periods.

Inventories:-

Inventories are stated at lower of cost and net realisable value. Cost is determined using the ‘average cost’ method. The cost of finished goods and work-in-progress comprises raw material, packing materials, direct labour, other direct costs and related production overheads. Net realisable value is the estimated selling price in the ordinary course of business, less the estimated costs of completion and the estimated costs necessary to make the sale.

Recognition of income and expenditure:-

1. Sale of goods is recognised on transfer of significant risks and rewards of ownership to the buyer which is generally on the dispatch of goods by the Company and are recognised net of trade discounts, sales tax and excise duty.
2. Service income is recognised on transfer of significant risks and rewards of ownership to the buyer and is accounted based on terms of contract entered into with the respective parties.
3. Benefit on account of entitlement to import duty - free materials under Duty Entitlement Passbook (DEPB) Scheme or duty drawback or merchant export India scheme are accounted in the year of export as export incentives.
4. Other revenue / income and cost / expenditure are generally accounted on accrual as they are earned or incurred.
5. Sale of services: In contract involving rendering of services revenue is recognised using the proportionate completion method in line with agreements / arrangements with concerned parties and is net of service tax.
6. Revenue from contracts: Revenue from fixed price contracts is recognised using the percentage of completion method. Percentage of completion is determined as a proportion of the cost incurred up to the reporting date of the total estimated contract costs. Proportionate completion is measured based upon the efforts incurred to date in relation to the total estimated efforts to complete the contract. The Company monitors estimates of total contract revenue and costs on a regular basis throughout the delivery period. The cumulative impact of any change in estimates of the contract value or cost is reflected in the period in which the changes become known. In the event that a loss is anticipated on a particular contract, provision is made for the estimated loss.



7. Interest: Interest income is recognised on a time proportion basis taking into account the amount outstanding and the rate applicable.
8. Dividend: Dividend income is recognised when the right to receive dividend is established.

Fixed assets: -

1. Tangible assets are stated at acquisition cost, net of accumulated depreciation and accumulated impairment losses, if any.
2. Subsequent expenditures related to an item of fixed asset are added to its book value only if they increase the future benefits from the existing asset beyond its previously assessed standard of performance.
3. Items of fixed assets that have been retired from active use and are held for disposal are stated at the lower of their net book value and net realisable value and are shown separately in the financial statements. Any expected loss is recognised immediately in the statement of profit & loss.
4. Losses arising from the retirement of, and gains or losses arising from disposal of fixed assets which are carried at cost are recognised in the statement of profit & loss.
5. Depreciation is provided on a pro-rata basis on the straight-line method based on useful life as estimated by the Management and aligned to Schedule II to the Companies Act, 2013 in order to reflect the actual usage of assets. Depreciation on assets acquired under finance lease is spread over the lease period or useful life, whichever is shorter.
6. Intangible assets are stated at acquisition cost, net of accumulated amortisation and accumulated impairment losses, if any. Intangible assets are amortised on a straight line basis over their estimated useful lives. The amortisation period and the amortisation method are reviewed at least at each financial year end. If the expected useful life of the asset is significantly different from previous estimates, the amortisation period is changed accordingly.
7. Software and implementation costs including users license fees of the Enterprise Resource Planning (ERP) system and other application software costs are amortised over a period of three years.
8. Cost of fixed assets not ready for their intended use before such date is disclosed under Capital work-in-progress.

Foreign currency translation:-

Initial recognition - Foreign currency transactions are recorded in the reporting currency by applying to the foreign currency amount the exchange rate between the reporting currency and the foreign currency on the date of the transaction.

Conversion - Monetary assets and liabilities denominated in foreign currency are converted at the rate of exchange prevailing on the date of the balance sheet.

Exchange differences - Exchange differences arising on the settlement of monetary items or on reporting the Company's monetary items at rates different from those at which they were initially recorded during the year, or reported in previous financial statements, are recognised as income or as expenses in the year in which they arise.

Translation of foreign operations:-

Foreign operations are classified as either 'integral' or 'non-integral' operation. Exchange differences arising on a monetary item that, in substance, forms part of an enterprise's net investment in a non-integral foreign operation are accumulated in the Foreign Currency Translation Reserve until the disposal of the net investment, at which time they are recognised as income or as expenses. The financial statements of an integral foreign operation are translated using the principles and procedures as if the transactions of the foreign operation are those of the Company itself.

Forward exchange contracts:-

Forward contracts are entered into hedge the foreign currency risk. The premium or discount on all such contracts arising at the inception of each contract is amortised as income or expense over the life of the contract. Any profit or loss arising on maturity, cancellation or renewal of forward contracts is recognised as income or as expense for the year.

The premium on option contract is recognised as an expense over the life of the contract.

Investments:-

Investments that are readily realisable and are intended to be held for not more than one year from the date, on which such investments are made, are classified as current investments. All other investments are classified as long term investments.

On initial recognition, all investments are measured at cost. The cost comprises purchase price and directly attributable acquisition charges such as brokerage, fees and duties.

Current investments are carried in the financial statements at lower of cost and fair value. Non-current investments are carried at cost and provisions recorded to recognise any decline, other than temporary, in the carrying value of each investment.

Profit or loss on sale of investments is recorded on transfer of title from the Company and is determined as the difference between the sale price and the carrying value of the investment.

Employee benefits:-

Provident fund: Contribution towards provident fund for certain employees is made to the regulatory authorities, where the Company has no further obligations. Such benefits are classified as Defined Contribution Schemes as the Company does not carry any further obligations, apart from the contributions made on a monthly basis.

In respect of certain employees, provident fund contributions are made to Ador Welding Employees Provident Fund Trust administered by the Company. The Company's liability is actuarially determined (using the Projected Unit Credit method) at the end of the year. Actuarial losses/ gains are recognised in the statement of profit and loss in the year in which they arise. However, with effect from November 2016 the company has discontinued contribution to Ador Welding Employees Provident Fund Trust and has started contributing to the regulatory authorities.

The contributions made to the trust are recognised as plan assets. The defined benefit obligation recognised in the balance sheet represents the present value of the defined benefit obligation as reduced by the fair value of plan assets.

Superannuation fund: Contribution towards superannuation fund for certain employees is made to Ador Welding Employees Superannuation Fund Trust administered by the Company. The benefit is classified as a "defined contribution scheme" as the Company does not carry any further obligation, apart from the contribution made on a monthly basis.

Employees state insurance scheme: The Company makes contribution to state plans namely Employees State Insurance Scheme and has no further obligation beyond making the payment to them.

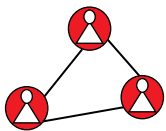
Gratuity: The Company provides for gratuity, a defined benefit plan (the "Gratuity Plan") covering eligible employees in accordance with the Payment of Gratuity Act, 1972. The Gratuity Plan provides a lump sum payment to vested employees at retirement, death, incapacitation or termination of employment, of an amount based on the respective employee's salary and the tenure of employment. The Company's liability is actuarially determined (using the Projected Unit Credit method) at the end of each year. Actuarial losses / gains are recognised in the statement of profit & loss in the year in which they arise.

CORPORATE PROFILE

STATUTORY REPORT

STANDALONE FINANCIALS

CONSOLIDATED FINANCIALS



Compensated absences: Accumulated compensated absences, which are expected to be availed or encashed within 12 months from the end of the year are treated as short term employee benefits. The obligation towards the same is measured at the expected cost of accumulating compensated absences as the additional amount expected to be paid as a result of the unused entitlement as at the year end.

Accumulated compensated absences, which are expected to be availed or encashed beyond 12 months from the end of the year are treated as other long term employee benefits. The Company's liability is actuarially determined (using the Projected Unit Credit method) at the end of each year. Actuarial losses/ gains are recognised in the statement of profit & loss in the year in which they arise.

Termination benefits: Termination benefits in the nature of voluntary retirement benefits are recognised in the statement of profit & loss, as and when incurred.

Borrowing costs:-

General and specific borrowing costs directly attributable to the acquisition, construction or production of qualifying assets, which are assets that necessarily take a substantial period of time to get ready for their intended use or sale, are added to the cost of those assets, until such time as the assets are substantially ready for their intended use or sale. All other borrowing costs are recognised in statement of profit & loss in the period in which they are incurred.

Segment reporting:-

The accounting policies adopted for segment reporting are in conformity with the accounting policies adopted by the Company. Further, inter-segment revenue have been accounted for based on the transaction price agreed to between segments which are primarily market based. Revenue and expenses have been identified to segments on the basis of their relationship to the operating activities of the segment. Revenue and expenses, which relate to the Company as a whole and are not allocable to segments on a reasonable basis, have been included under "Unallocated corporate expenses/ income".

Leases:-

As a Lessee:

Leases in which a significant portion of the risks and rewards of ownership are retained by the Lessor are classified as operating leases. Payments made under operating leases are charged to the statement of profit & loss on a straight-line basis over the period of the lease.

The Company leases certain tangible assets and such leases where the Company has substantially all the risks and rewards of ownership are classified as finance leases.

Assets held under finance leases are recognised as assets of the Company at their fair value at the date of acquisition. The corresponding liability to the lessor is included in the balance sheet as a finance lease obligation under secured borrowings. Finance costs, which represent the difference between the total leasing commitments and the fair value of the assets acquired, are charged to the statement of profit & loss over the term of the relevant lease so as to produce a constant periodic rate of charge on the remaining balance of the obligations for each accounting period.

As a Lessor:

The Company has leased certain tangible assets and such leases where the Company has substantially retained all the risks and rewards of ownership are classified as operating leases. Lease income on such operating leases are recognised in the statement of profit & loss on a straight line basis over the lease term, which is representative of the time pattern in which benefit derived from the use of the leased asset is diminished. Initial direct costs are recognised as an expense in the statement of profit and loss in the period in which they are incurred.

Earnings per share:

Basic earnings per share is calculated by dividing the net profit or loss for the period attributable to equity shareholders by the weighted average number of equity shares outstanding during the period. Earnings considered in ascertaining the Company's earnings per share is the net profit for the period after deducting preference dividends and any attributable tax thereto for the period. For the purpose of calculating diluted earnings per share, the net profit or loss for the period attributable to equity shareholders and the weighted average number of shares outstanding during the period is adjusted for the effects of all dilutive potential equity shares.

Taxes on income:-
Current tax:

Current tax is computed and provided for in accordance with the applicable provisions of the Income Tax Act, 1961.

Minimum alternate tax:

Minimum alternate tax (MAT) paid in accordance with the tax laws gives rise to future economic benefits in the form of adjustments of future income tax liability. The same is considered as an asset if there is convincing evidence that the Company will pay normal income tax after the specified period. Accordingly, MAT credit is recognised as an asset in the balance sheet when it is probable that the future economic benefits associated with it will flow to the Company and the asset can be measured reliably.

Deferred tax:

Deferred tax assets and liabilities are recognised for the future tax consequences attributable to timing differences between the financial statements carrying amounts of existing assets and liabilities and their respective tax basis. Deferred tax is measured based on the tax rates and the tax laws enacted or substantively enacted at the balance sheet date. Deferred tax assets are recognised only to the extent that there is a reasonable certainty that sufficient future taxable income will be available against which such deferred tax assets can be realised. If the Company has unabsorbed depreciation or carry forward losses under taxation laws, deferred tax assets are recognised only if there is a virtual certainty supported by convincing evidence that such deferred tax assets can be realised against future taxable profits.

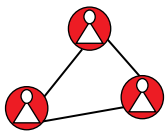
At each balance sheet date the Company re-assesses unrecognised deferred tax assets. It recognises unrecognised deferred tax assets to the extent that it has become reasonably certain or virtually certain, as the case may be, that sufficient future taxable income will be available against which such deferred tax assets can be realised.

Impairment of assets:-

The carrying amounts of the Company's assets are reviewed at each balance sheet date if there is any indication of impairment based on internal / external factors. An impairment loss is recognised whenever the carrying amount of an asset or a cash generating unit exceeds its recoverable amount. The recoverable amount of the assets (or where applicable, that of the cash generating unit to which the asset belongs) is estimated as the higher of its net selling price and its value in use. Impairment loss is recognised in the statement of profit & loss or against revaluation surplus, where applicable.

After impairment, depreciation / amortisation is provided on the revised carrying amount of the asset over its remaining useful life.

A previously recognised impairment loss is increased or reversed depending on changes in circumstances. However, the carrying value after reversal is not increased beyond the carrying value that would have prevailed by charging usual depreciation / amortisation, if there were no impairment.



Provisions and Contingent Liabilities:-

Provisions: provisions are recognised when the Company has a present obligation as a result of past events and it is probable that an outflow of resources will be required to settle the obligation, in respect of which a reliable estimate can be made. Provisions are not discounted to its present value and are determined based on management estimate required to settle the obligation at the balance sheet date.

Contingent liabilities: Contingent liabilities are disclosed in respect of possible obligations or present obligations that arise from past events, whose existence would be confirmed by the occurrence or non occurrence of one or more uncertain future events not wholly within the control of the Company. When there is a possible obligation or present obligation in respect of which the likelihood of outflow of resources is remote, no provisions or disclosure is made.

Provision for warranty:-

Warranty costs are provided based on a technical estimate of the costs required to be incurred for repairs, replacement, material cost, servicing on the basis of the past experience of the Company. It is expected that this expenditure will be incurred over the contractual warranty period.

Research & development:-

Revenue expenditure on research & development (including overheads) are charged out as expense through the natural heads of account in the year in which they are incurred.

Expenditure of a capital nature on research & development is debited to respective fixed assets and depreciation is provided on such assets, as are depreciable.

Cash and cash equivalents:-

In the cash flow statement, cash and cash equivalents include cash in hand, demand deposits with banks, other short-term highly liquid investments with original maturities of three months or less.

Note 3 - Share Capital

(₹ in lakhs)

Particulars	As at	As at
	31 March 2017	31 March 2016
Authorised : 3,00,00,000 (Previous year 3,00,00,000) equity shares of ₹10 each	3,000	3,000
Issued, subscribed and paid up: 1,35,98,467 (Previous year 1,35,98,467) equity shares of ₹10 each, fully paid-up	1,360	1,360
Total	1,360	1,360

Note 3a - Reconciliation of share capital

Particulars	As at 31 March 2017		As at 31 March 2016	
	No. of shares	(₹ in lakhs)	No. of shares	(₹ in lakhs)
Equity shares:				
Shares outstanding at the beginning of the year	1,35,98,467	1,360	1,35,98,467	1,360
Add: Shares issued during the year	-	-	-	-
Shares outstanding at the end of the year	1,35,98,467	1,360	1,35,98,467	1,360

Note 3b - Rights, preferences and restrictions attached to shares

The Company has only one class of shares referred to as equity shares having a par (face) value of ₹ 10 per share. Each shareholder is eligible for one vote per share held.

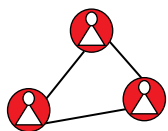
In the event of liquidation of the Company, the equity shareholders will be entitled to receive the remaining assets of the Company, after distribution of all the preferential amounts, in proportion to their shareholding.

Note 3c - Shares held by the holding company

Particulars	As at	As at
	31 March 2017	31 March 2016
	No. of shares	No. of shares
Equity shares of ₹ 10 each		
J.B.Advani & Co. Private Limited	68,00,531	68,00,531

Note 3d - Details of shares held by shareholders holding more than 5% of aggregate shares in the Company

Particulars	As at 31 March 2017		As at 31 March 2016	
	No. of shares held	% of holding	No. of shares held	% of holding
Equity shares of ₹ 10 each				
J.B.Advani & Co. Private Limited	68,00,531	50.01%	68,00,531	50.01%
Reliance Capital Trustee Co. Limited	11,67,129	8.58%	9,91,605	7.29%
Sundaram Mutual Fund	8,31,535	6.11%	8,31,535	6.11%
Total	87,99,195	64.70%	86,23,671	63.41%



Note 3e - The Company has not issued any bonus shares or shares for consideration other than cash nor has there been any buyback of shares during five years immediately preceding 31 March 2017.

Note 4 - Reserves and surplus

(₹ in lakhs)

Particulars	As at 31 March 2017		As at 31 March 2016	
General reserve				
Balance at the beginning of the year	13,774		13,547	
Add : Transfer from statement of profit and loss	-		227	
Balance at the end of the year		13,774		13,774
Capital redemption reserve account		223		223
Surplus as per statement of profit and loss				
Balance at the beginning of the year	6,315		5,121	
Add : Net profit for the year	1,844		2,239	
Less : Transfer to general reserve	-		(227)	
Less : Proposed dividend [Refer note (a) below]	-		(680)	
Less : Tax on proposed dividend [Refer note (a) below]	-		(138)	
Balance at the end of the year		8,159		6,315
Total		22,156		20,312

Note:

(a) The Board has proposed dividend of ₹ 5 per share (for the previous year, proposed and approved dividend amounts to ₹ 5 per equity share).

Note 5 - Deferred tax liabilities (net)

(₹ in lakhs)

Particulars	As at 31 March 2017	As at 31 March 2016
Deferred tax liability on account of :		
On timing difference between book depreciation and depreciation as per Income Tax Act, 1961	849	825
Capital expenditure for scientific research	108	84
	957	909
Deferred tax assets on account of :		
Employee benefits	119	117
Voluntary retirement scheme	3	4
Provision for doubtful debts	64	65
Carry forward losses	4	1
	190	187
Net deferred tax liabilities	767	722

Note 6 - Other long-term liabilities

(₹ in lakhs)

Particulars	As at 31 March 2017	As at 31 March 2016
Rent deposits	21	21
Total	21	21

Note 7 - Long-term provisions

(₹ in lakhs)

Particulars	As at 31 March 2017	As at 31 March 2016
Provision for employee benefits :		
Gratuity (Refer note 45 (II) (a))	117	89
Compensated absences (Refer note 45 (III))	86	83
Total	203	172

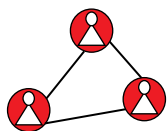
Note 8 - Short-term borrowings

(₹ in lakhs)

Particulars	As at 31 March 2017	As at 31 March 2016
Secured		
From banks		
Working capital loans repayable on demand (Refer note (a) and (b) below)	2,500	-
Export packing credit facility (Refer note (a) and (b) below)	300	-
Overdraft facility (Refer note (c) below)	17	3
Total	2,817	3

Notes :

- Working capital loan and export packing credit facility are secured by way of hypothecation of company's entire stocks and book debts, both present and future, exclusive charge on the entire plant & machinery and other movable fixed assets of the company and on the land and building of the company located at survey no. 59/11/1, 59/11/2, 59/11/3, 59/12 and 59/13 situated at village Masat, Silvassa, Dadra and Nagar Haveli.
- Guarantees given by bank to third parties amounting to ₹ 2,558 lakhs (Previous year ₹ 1,198 lakhs), on behalf of the company, are secured against securities mentioned in (a) above.
- Overdraft facility from HDFC bank is secured by way of hypothecation of stock in trade, accounts receivable and plant & machinery, both present and future of AWAPL, and debit authority letter from Ador Welding Limited for earmarking the CC limit of the parent company.



Note 9 - Trade payables

(₹ in lakhs)

Particulars	As at 31 March 2017	As at 31 March 2016
Dues to micro, small and medium enterprises (Refer note 34)	20	104
Dues of creditors other than micro, small and medium enterprises	7,273	7,687
Total	7,293	7,791

Note 10 - Other current liabilities

(₹ in lakhs)

Particulars	As at 31 March 2017	As at 31 March 2016
Current maturities of finance lease obligations* (Refer note 47)	-	17
Deposits:		
(a) Rent deposit	16	15
(b) From distributors	143	141
(c) From others	66	21
Employee benefits payable	132	126
Statutory dues	71	81
Unclaimed dividend	124	117
Advances received from distributors on behalf of customers	13	34
Advances received from customers **	629	287
Due to customers (Refer note 21)	-	-
Liability on account of bills discounting	747	266
Creditors for capital goods	46	27
Others	110	168
Total	2,097	1,300

* Amounts below ₹ 0.49 lakhs have been rounded as per norms of the Company.

** Includes an amount of ₹ 521 lakhs (Previous year Rs. 201 lakhs) on account of Project engineering business.

Note 11 - Short-term provisions

(₹ in lakhs)

Particulars	As at 31 March 2017	As at 31 March 2016
Provision for employee benefits		
- Compensated absences (Refer note 45(III))	141	136
Provision for excise duty on finished goods stock	534	377
Provision for warranties [Refer note (a) below]	64	49
Provision for proposed dividend [Refer note 4(a)]	-	680
Provision for tax on proposed dividend [Refer note 4(a)]	-	138
Provision for expenses [Refer note (b) below]	341	449
Provision for wealth tax	3	6
Total	1,083	1,835

Notes:

- (a) Provision of ₹ 64 lakhs (Previous year ₹ 49 lakhs) has been recognised for expected warranty claims on welding equipments and goods traded during the current financial year. It is expected that all these expenditures will be incurred in the next financial year.
- (b) Provision for expenses includes :

Particulars	As at 1 April 2016	Utilised during the year	Provision for the year	Unused / reversed amount	(₹ in lakhs)
					As at 31 March 2017
PEB project expenditure	30	30	2	-	2
Variable incentive pay	175	139	75	36	75
Bonus and commission payable to directors	60	60	67	-	67
Electricity expenses	22	22	10	-	10
Freight expenses	32	27	98	5	98
Legal and professional fees	10	5	5	5	5
Other expenses	120	104	84	16	84
Total	449	387	341	62	341

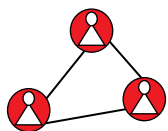
Note 12 - Fixed assets

Particulars	Gross block - at cost					Depreciation					Net block		
	As at 1 April 2016	Additions	Adjustments	Deductions	As at 31 March 2017	As at 1 April 2016	For the year	Adjustments	Deductions	As at 31 March 2017	As at 31 March 2017	As at 31 March 2016	
Tangible assets													
Land - freehold	193	-	-	-	193	-	-	-	-	-	193	193	
Land - leasehold [Refer note (a) below]	47	-	(1)	-	46	2	-	-	-	2	44	45	
Buildings [Refer note (b) below]	7,205	289	-	-	7,494	1,812	210	-	-	2,022	5,472	5,393	
Ownership premises [Refer note (c) below]	311	14	-	-	325	89	5	-	-	94	231	222	
Plant and equipments (including computers)	12,811	706	-	197	13,320	9,846	649	-	180	10,315	3,005	2,965	
Electrical installations	1,004	47	-	-	1,051	643	79	-	-	722	329	361	
Furniture and fixtures	821	50	-	12	859	551	55	-	11	595	264	270	
Office equipments	209	19	-	8	220	156	23	-	8	171	49	53	
Vehicles	256	126	-	39	343	110	31	-	34	107	236	146	
Temporary shed	3	-	-	-	3	3	-	-	-	3	-	-	
Leased assets - vehicles	100	-	-	55	45	82	16	-	55	43	2	18	
Research and development assets :													
Land freehold	34	-	-	-	34	-	-	-	-	-	34	34	
Buildings	127	-	-	-	127	88	1	-	-	89	38	39	
Plant and equipments (including computers)	615	92	-	-	707	419	21	-	-	440	267	196	
Furniture and fixtures*	4	-	-	-	4	0	-	-	-	0	4	4	
Air conditioners	7	-	-	-	7	3	1	-	-	4	3	4	
Total	23,747	1,343	(1)	311	24,778	13,804	1,091	-	288	14,607	10,171	9,943	
Previous year	22,669	1,515	-	437	23,747	13,043	1,117	-	356	13,804	9,943	-	

Particulars	Gross block - at cost					Amortisation					Net block		
	As at 1 April 2016	Additions	Adjustments	Deductions	As at 31 March 2017	As at 1 April 2016	For the year	Adjustments	Deductions	As at 31 March 2017	As at 31 March 2017	As at 31 March 2016	
Intangible assets													
Computer software	476	38	-	-	514	414	44	-	0	458	56	62	
Total	476	38	-	-	514	414	44	-	0	458	56	62	
Previous year	463	13	-	-	476	352	62	-	-	414	62	-	

Notes :-

- (a) Leasehold land includes Land of ₹ 37.40 lakhs (net of amortisation ₹ 36.92 lakhs) acquired by the Company on a co-ownership / lease basis for which conveyance deed is yet to be executed.
- (b) Net book value of assets includes, net book value of assets at the Company's Ahmednagar division aggregating ₹ 111 lakhs, which have been retired from active use. As per the estimates made by the Management, the net realisable value of such fixed assets would atleast be equal to the carrying value of the fixed assets. Hence, in the opinion of the management, no expected loss needs to be recognised.
- (c) Includes :
 (i) ₹ 0.01 lakh being the aggregate value of shares in Co-operative housing societies.
 (ii) ₹ 4.17 lakhs for tenements in an association of apartment owners.
 * Amounts below ₹ 0.49 lakh have been rounded as per norms of the company.



Note 13 - Non current investments (at cost)

(₹ in lakhs)

Particulars	As at 31 March 2017	As at 31 March 2016
A) Investments in government securities		
Rural Electrification Company Limited tax free secured redeemable non convertible bonds (Unquoted)	-	184
Total	-	184

Note 14 - Long-term loans and advances

Unsecured, considered good (unless otherwise stated)

(₹ in lakhs)

Particulars	As at 31 March 2017	As at 31 March 2016
Capital advances [Refer note (a) below]	69	126
Security deposits	240	215
Advance income tax [Refer note (b) below]	260	144
Balances with sales tax authorities	1,629	1,403
Export incentive receivable	383	260
Loans to employees	9	10
Loan to related parties (Refer note 41)	-	5
Prepaid expenses	22	2
Total	2,612	2,165

Notes :

(a) Capital advance includes :-

(₹ in lakhs)

Particulars	As at 31 March 2017	As at 31 March 2016
Land at Silvassa	26	26
Factory building and road construction at Chinchwad	40	20
Plant and equipments	3	80
Total	69	126

(b) Advance payment against taxes is after yearwise set-off against provision for taxation of ₹ 3,707 lakhs (Previous year ₹ 3,491 lakhs).

Note 15 - Other non-current assets

(₹ in lakhs)

Particulars	As at 31 March 2017	As at 31 March 2016
Fixed deposits for bank guarantees (maturity more than twelve months)	207	104
Total	207	104

Note 16 - Current investments

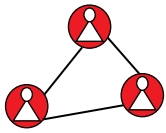
Particulars	(₹ in lakhs)	
	As at 31 March 2017	As at 31 March 2016
A) Investment in mutual funds (Unquoted) (At lower of cost and fair value)		
Birla sunlife short term fund - direct plan - growth Nil (Previous year 5,69,673,976) units of ₹ 10 each NAV Nil (Previous year ₹ 325.10 lakhs)	-	300
Birla sunlife savings fund - direct plan - growth Nil (Previous year 65,494.770 units) of ₹ 100 each NAV Nil (Previous year ₹ 192.44 lakhs)	-	180
Birla sunlife balanced 95 fund - growth - direct plan 3,884.159 units of ₹ 100 each NAV ₹ 27.63 lakhs	25	-
Birla sunlife dynamic bond fund - retail - growth - direct plan 495,623.643 units of ₹ 10 each NAV ₹ 143.90 lakhs	144	-
Birla sunlife balanced 95 fund - growth - regular plan 3,680.059 units of ₹ 100 each NAV ₹ 25.12 lakhs	23	-
DSP blackrock balanced fund - direct plan - growth 12,209.416 units of ₹ 100 each NAV ₹ 16.54 lakhs	15	-
DSP blackrock liquidity fund - direct plan - growth 8,601.498 units of ₹ 100 each NAV ₹ 200.05 lakhs	200	-
DSP blackrock balanced fund - regular plan - growth 28,696.993 units of ₹ 100 each NAV ₹ 37.70 lakhs	35	-
Franklin India balanced fund - growth 5,430.881 units of ₹ 10 each NAV ₹ 5.66 lakhs	5	-
HDFC balanced fund - regular plan - growth 37,601.995 units of ₹ 100 each NAV ₹ 49.28 lakhs	45	-
HDFC banking and PSU debt fund - regular plan - growth 1,798,561.151 units of ₹ 10 each NAV ₹ 237.68 lakhs	235	-

CORPORATE PROFILE

STATUTORY REPORT

STANDALONE FINANCIALS

CONSOLIDATED FINANCIALS



Note 16 - Current investments (contd.)

Particulars	(₹ in lakhs)	
	As at 31 March 2017	As at 31 March 2016
HDFC high interest fund-dynamic plan - regular plan - growth 85,942.845 units of ₹ 10 each NAV ₹ 48.67 lakhs	48	-
ICICI Prudential balanced fund - growth 53,322.947 units of ₹ 10 each NAV ₹ 60.93 lakhs	55	-
Kotak low duration fund - standard growth - regular plan Nil (Previous year 2,340.550 units) of ₹ 100 each NAV Nil (Previous year ₹ 42.63 lakhs)	-	41
Religare Invesco fixed maturity plan - series XVIII - plan C - growth Nil (Previous year 20,00,000 units) of ₹ 10 each NAV Nil (Previous year ₹ 255.81 lakhs)	-	200
Reliance medium term fund - direct growth plan - growth option Nil (Previous year 3,26,166.371 units) of ₹ 10 each NAV Nil (Previous year ₹ 103.51 lakhs)	-	100
Reliance short term fund - growth plan - growth option 3,63,280.856 units of ₹ 10 each NAV ₹ 111.95 lakhs	111	-
Tata short term bond fund regular plan A - growth Nil (Previous year 855,271.035) units of ₹ 10 each NAV Nil (Previous year ₹ 240.85 lakhs)	-	200
Investment in mutual funds	941	1,021
B) Investment in debentures (Quoted) (Secured) JM Financial Services Limited 10 units redeemable, non-convertible debentures of ₹ 10,00,000 each fully paid up	100	-
Investment in debentures	100	-
Total	1,041	1,021

Notes :

Aggregate value of unquoted investment is ₹ 965 lakhs (Previous year ₹ 1,106 lakhs)

Aggregate value of quoted investment is ₹ 100 lakhs.

Note 17 - Inventories :

(Lower of cost and net realisable value) (as certified by the Management)

(₹ in lakhs)

Particulars	As at 31 March 2017	As at 31 March 2016
1) Raw materials and components and packing material	1,257	1,418
2) Work-in-progress	617	590
3) Finished goods *	2,467	1,925
4) Stock-in-trade	161	165
5) Stores, spare parts, scrap etc.	244	201
Total	4,746	4,299

* includes provision of excise duty on finished goods amounting to ₹ 534 lakhs (Previous year ₹ 377 lakhs).

Note 18 - Trade receivables:

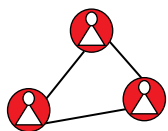
(₹ in lakhs)

Particulars	As at 31 March 2017	As at 31 March 2016
Trade receivables outstanding for less than six months from the date they are due for payment		
Secured, considered good [Refer note (a) below]	346	321
Unsecured, considered good	6,364	10,817
	<u>6,710</u>	<u>11,138</u>
Trade receivables outstanding for a period exceeding six months from the date they are due for payment		
Secured, considered good [Refer note (a) below]	17	-
Unsecured, considered good [Refer note (b) below]	980	847
Unsecured, considered doubtful	187	188
Less : Provision for doubtful debts	(187)	(188)
	<u>997</u>	<u>847</u>
Total	7,707	11,985

Notes:

(a) Secured by letter of credit.

(b) Includes an amount of ₹ 333 lakhs (Previous year ₹ 320 lakhs) on account of retention money of Project engineering business.



Note 19 - Cash and bank balances:

(₹ in lakhs)

Particulars	As at 31 March 2017	As at 31 March 2016
Cash and cash equivalents		
i) Cash on hand	4	1
ii) Cheques on hand	1,102	994
iii) Balances with banks in current accounts	919	296
	2,025	1,291
Other bank balances		
i) Earmarked balances with banks (Dividend accounts)	124	117
ii) Deposits with maturity of more than three months but less than twelve months	5	5
	129	122
Total	2,154	1,413

Note 19a - Disclosure of Specified Bank Notes:

As per the Ministry of Corporate Affairs notification G.S.R. 308(E) dated 30 March 2017, every Company shall disclose the details of Specified Bank Notes (SBN) held and transacted during the period from 8 November 2016 to 30 December 2016 in the following manner:

Details of Specified Bank Notes (SBN) held and transacted during the period from 8 November 2016 to 30 December 2016, are as follows:

(₹ in lakhs)

Particulars	SBNs	Other denomination notes	Total
Closing cash in hand as on 8 November 2016	6.65	1.73	8.38
Add: Permitted receipts	-	13.11	13.11
Add: Non-permitted receipts	0.23	-	0.23
Less: Permitted payments	0.36	11.38	11.74
Less: Amount deposited in banks	6.49	-	6.49
Closing cash in hand as on 30 December 2016	0.03	3.46	3.49

Note 20 - Short-term loans and advances

Unsecured, considered good (unless otherwise stated)

(₹ in lakhs)

Particulars	As at 31 March 2017	As at 31 March 2016
Balances with central excise, customs and port trust	184	319
Loan to related parties (Refer note 41)	4	3
Loans and advances to employees	21	26
Advance to suppliers	808	472
Prepaid expenses	98	60
Others	13	20
Total	1,128	900

Note 21 - Other current assets

(₹ in lakhs)

Particulars	As at 31 March 2017	As at 31 March 2016
Forward exchange difference receivables	19	8
Unbilled revenue on construction contracts (Refer note 22 (b))	7,495	1,218
Interest accrued but not due on fixed deposits	10	16
Other receivables	49	62
Total	7,573	1,304

Note 22 - Revenue from operations (gross)

(₹ in lakhs)

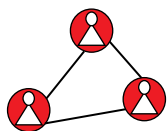
Particulars	Year ended 31 March 2017	Year ended 31 March 2016
Sale of goods		
Domestic	38,220	40,227
Export	9,237	3,674
Sale of services	488	1,024
Other operating revenue :		
Sale of scraps and others	152	206
Total	48,097	45,131

Notes:

a) Details of sale of products (net of excise duty) and services (net of service tax).

(₹ in lakhs)

Particulars	Year ended 31 March 2017	Year ended 31 March 2016
Manufactured goods :		
Electrodes	15,373	15,207
Wires and fluxes	12,738	12,067
Equipments and spares	5,910	5,647
Project engineering business	8,293	5,580
Service income	479	1,014
Traded goods :		
Welding products and accessories	1,205	1,112
Total	43,998	40,627



b) Disclosure pursuant to AS 7 (Revised) - "Construction contracts"

(₹ in lakhs)

Particulars	Year ended 31 March 2017	Year ended 31 March 2016
i) Contract revenue recognised for the year	8,697	6,332
ii) Aggregate amount of contract costs incurred and recognised profits (less recognised losses) for all contracts in progress	8,976	4,430
iii) Amount of customer advances outstanding for contracts in progress (Refer note 10)	521	201
iv) Amount of retentions due from customers for contracts in progress (Refer note 18)	333	320
v) Amount due from customers (Refer note 21)	7,495	1,218
vi) Amount due to customers	-	-

The amount of excise duty disclosed as deduction from turnover is the total excise duty for the year except the excise duty related to the difference between the closing stock and opening stock and excise duty paid, but not recovered for free goods, breakages / damages and captive consumption, which has been included under the head 'other expenses' as 'miscellaneous expenses'.

Note 23 - Other income

(₹ in lakhs)

Particulars	Year ended 31 March 2017	Year ended 31 March 2016
Interest received on:		
i) Government securities	14	15
ii) Fixed deposits with banks	15	19
iii) Overdue amount from customers	46	26
iv) Letter of credit	1	1
v) Others	3	5
Surplus on sale of investments	236	59
Rent received (Refer note 48)	97	53
Duty drawback and export incentive	126	69
Insurance recovered (net of expense)	41	41
Dividend income	-	1
Foreign currency fluctuation gain (net)	177	149
Provisions / liabilities no longer required now written back	93	45
Miscellaneous income	76	46
Total	925	529

Note 24 - Cost of materials consumed:

(₹ in lakhs)

Particulars	Year ended 31 March 2017	Year ended 31 March 2016
Opening stock	1,418	1,619
Add: Purchases during the year	30,433	25,943
Less: Closing stock	(1,257)	(1,418)
Total	30,594	26,144

Notes:

(a) Details of raw materials and components and packing materials consumed

(₹ in lakhs)

Particulars	Year ended 31 March 2017	Year ended 31 March 2016
Wires and rods	13,947	12,664
Titanium dioxide and rutile sand	830	868
Manganese	659	659
Metal, nickel and Iron powder	457	495
Electrical components	1,285	1,202
Mechanical fittings	3,490	5,871
Others	9,926	4,385
Total	30,594	26,144

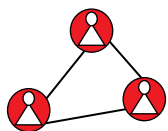
(b) Value of imported and indigenous raw materials and components and packing materials consumed

Particulars	Year ended 31 March 2017		Year ended 31 March 2016	
	(₹ in lakhs)	%	(₹ in lakhs)	%
Imported	3,455	11	4,120	16
Indigenous	27,139	89	22,024	84
Total	30,594	100	26,144	100

Note 25 - Purchase of stock-in-trade:

(₹ in lakhs)

Particulars	Year ended 31 March 2017	Year ended 31 March 2016
Welding products	322	319
Welding accessories	595	606
Total	917	925



Note 26 - Changes in inventories of finished goods, work-in-progress and stock-in-trade

(₹ in lakhs)

Particulars	Year ended 31 March 2017		Year ended 31 March 2016	
	Opening stock :			
Finished goods	1,925		1,591	
Stock-in-trade	165		123	
Work-in-progress	590	2,680	713	2,427
Closing stock :				
Finished goods	2,467		1,925	
Stock-in-trade	161		165	
Work-in-progress	617	3,245	590	2,680
Add / (less): Variation in excise duty on opening and closing stock of finished goods		157		75
Total		(408)		(178)

Notes:

(a) Details of finished goods

(₹ in lakhs)

Particulars	Closing stock		Opening stock	
	As at 31 March 2017	As at 31 March 2016	As at 1 April 2016	As at 1 April 2015
Manufactured goods				
Electrodes	1,265	858	858	639
Wires and fluxes	526	501	501	495
Equipment	676	566	566	457
Total	2,467	1,925	1,925	1,591

(b) Details of stock-in-trade

(₹ in lakhs)

Particulars	Closing stock		Opening stock	
	As at 31 March 2017	As at 31 March 2016	As at 1 April 2016	As at 1 April 2015
Welding products and accessories	161	165	165	123
Total	161	165	165	123

(c) Details of work-in-progress

(₹ in lakhs)

Particulars	Closing Stock		Opening Stock	
	As at 31 March 2017	As at 31 March 2016	As at 1 April 2016	As at 1 April 2015
Consumables	355	272	272	464
Equipment	262	298	298	245
Project engineering business	-	20	20	4
Total	617	590	590	713

Note 27 - Employee benefits expense:

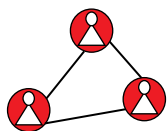
Particulars	(₹ in lakhs)	
	Year ended 31 March 2017	Year ended 31 March 2016
Salaries, wages and bonus	3,320	3,370
Contribution to provident and other funds (Refer note 45(I))	162	145
Contribution to gratuity (Refer note 45(II)(a))	28	19
Staff welfare expenses	427	324
Total	3,937	3,858

Note 28 - Finance costs:

Particulars	(₹ in lakhs)	
	Year ended 31 March 2017	Year ended 31 March 2016
Interest expense on :		
Bill discounting of invoices	54	17
Security deposit from distributors	-	8
Finance lease obligation	1	4
Others	-	50
Other borrowing costs	47	8
Total	102	87

Note 29 - Other expenses:

Particulars	(₹ in lakhs)	
	Year ended 31 March 2017	Year ended 31 March 2016
Manufacturing and other expenses (Refer note 30)	2,523	2,376
Electricity and power expenses	26	28
Rent (Refer note 46)	142	134
Freight	458	487
Legal and professional fees	245	347
Insurance	20	24
Repairs and maintenance - others	151	143
Travelling, conveyance and vehicle expenses	696	657
Directors fees	5	6
Telephone, postage and telegram	197	170
Rates and taxes	54	70
Advertisement and sales promotion expenses	89	107
Commission	20	20
Bad debts written off (net)	8	164
Provision for doubtful debts	46	73
Loss on sale of fixed assets (net)	2	52
Assets written off / discarded	1	5
Printing and stationery	71	58
Auditors' remuneration (Refer note 31)	28	27
Corporate social responsibility	41	18
Selling and distribution incentive	216	321
Bank charges	102	72
Provision for diminution in value of investment	8	-
Miscellaneous expenses	864	634
Total	6,013	5,993



Note 30 - Manufacturing and other expenses

(₹ in lakhs)

Particulars	Year ended	Year ended
	31 March 2017	31 March 2016
Consumption of stores, spare parts and scraps (Refer note (a))	536	638
Power and fuel	868	776
Repairs to machinery	95	94
Repairs to building	27	82
Other manufacturing expenses	997	786
Total	2,523	2,376

Note :

(a) Value of imported and indigenous stores and spare parts consumed

Particulars	Year ended		Year ended	
	31 March 2017		31 March 2016	
	(₹ in lakhs)	%	(₹ in lakhs)	%
Imported	40	7	91	14
Indigenous	496	93	547	86
Total	536	100	638	100

Note 31 - Auditor's remuneration (excluding service tax)

(₹ in lakhs)

Particulars	Year ended	Year ended
	31 March 2017	31 March 2016
Statutory audit fees	13	13
Tax audit fees	5	5
Certification and other matters	8	8
Reimbursement of out of pocket expenses	2	1
Total	28	27

Note 32 - Contingent liabilities not provided for :

(₹ in lakhs)

Particulars	Year ended	Year ended
	31 March 2017	31 March 2016
a) Disputed sales tax as the matters are in appeal (advance paid ₹ 46 lakhs; previous year ₹ 75 lakhs)	251	2,858
b) Disputed excise duties as the matters are in appeal (advance paid ₹ 2 lakhs; previous year ₹ 2 lakhs)	23	118
c) Disputed income tax as the matters are in appeal (advance paid ₹ 9 lakhs)	63	-
d) Bonds submitted to customs authorities for import of goods under advance license scheme.	-	76
e) Bank guarantees	2,558	1,198
f) On account of pending C-forms	1,479	1,693
g) Other matters	185	148

Future cash outflows in respect of the above matters are determinable only on receipt of judgments /decisions pending at various forums / authorities. The Management does not expect these claims to succeed and accordingly, no provision for the contingent liability has been recognised in the financial statements.

Note 33 - Estimated amount of contracts remaining to be executed:

(₹ in lakhs)

Particulars	Year ended 31 March 2017	Year ended 31 March 2016
On Capital account and not provided for (net of advances)	299	346

CORPORATE PROFILE

Note 34 - Micro, small and medium enterprises (Refer note 9):

(₹ in lakhs)

Particulars	Year ended 31 March 2017	Year ended 31 March 2016
Principal amount due to suppliers registered under the MSMED Act and remaining unpaid as at year end	20	104
Interest due to suppliers registered under the MSMED Act and remaining unpaid as at year end	0*	1
Principal amounts paid to suppliers registered under the MSMED Act, beyond the appointed day during the year	-	-
Interest paid under section 16 of the MSMED Act, to suppliers registered under the MSMED Act, beyond the appointed day during the year	-	-
Interest due and payable towards suppliers registered under the MSMED Act beyond the appointed day during the year	-	-
Further interest remaining due and payable for earlier years	-	-
The above information has been determined to the extent such parties have been identified on the basis of information available with the Company.		

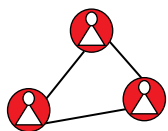
STATUTORY REPORT

STANDALONE FINANCIALS

CONSOLIDATED FINANCIALS

* Amounts below ₹ 0.49 lakh have been rounded as per norms of the company

Note 35 - Revenue expenditure incurred during the year on research and development, through the natural heads of account, amounts to ₹ 415 lakhs (Previous year ₹ 371 lakhs) (including depreciation ₹ 23 lakhs; Previous year ₹ 20 lakhs) and capital expenditure thereof amounts to ₹ 92 lakhs (Previous year ₹ 14 lakhs).

**Note 36 - Details of C.I.F. value of imports :**

(₹ in lakhs)

Particulars	Year ended 31 March 2017	Year ended 31 March 2016
Raw materials and components	3,304	3,966
Capital goods	37	27
Spares, etc.	9	25
Purchase of stock-in-trade	126	188

Note 37 - Details of expenditure in foreign currency :

(₹ in lakhs)

Particulars	Year ended 31 March 2017	Year ended 31 March 2016
Travelling	65	74
Staff Training	25	-
Bank charges	7	6
Salaries, rent and other administrative expenses at Sharjah office	195	213
Others	2	17

Note 38 - Details of earnings in foreign exchange :

(₹ in lakhs)

Particulars	Year ended 31 March 2017	Year ended 31 March 2016
F.O.B. value of exports (net of returns)	9,237	3,674
Service charges received	367	489

Note 39 - Details of dividend remitted to non-resident shareholders in foreign currency:*

Particulars	Year ended 31 March 2017	Year ended 31 March 2016
Number of non-resident shareholders	66	66
Number of equity shares held	9,263	9,363
Financial year ended for which dividend is remitted	2015-16	2014-15
Amount of dividend remitted (₹ in lakh)	0.46	0.47

*excluding dividend credited to the shareholders' non-resident external accounts with banks in India.

Note 40 - Segment information:
A) Business segment

(₹ in lakhs)

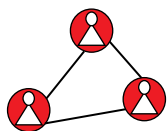
Particulars	Consumables		Equipments and project engineering business		Total	
	Year ended 31 March 2017	Year ended 31 March 2016	Year ended 31 March 2017	Year ended 31 March 2016	Year ended 31 March 2017	Year ended 31 March 2016
Segment revenue						
External revenue	28,235	27,470	15,915	13,363	44,150	40,833
Inter segment revenue	-	-	-	-	-	-
Total revenue	28,235	27,470	15,915	13,363	44,150	40,833
Segment result before interest and tax	3,598	3,480	270	1,266	3,868	4,746
Add / (less) :						
Unallocable expenses (net of unallocable income)					(981)	(1,305)
Interest and finance charges (net)					(102)	(87)
Excess / (short) provision of taxes for earlier years					19	20
Exceptional items (net)					-	(195)
Provision for taxes (net of deferred tax)					(960)	(940)
Net profit after tax					1,844	2,239
Other information						
Segment assets	15,419	15,558	17,553	13,829	32,972	29,387
Unallocated assets					4,825	4,129
Total assets					37,797	33,516
Segment liabilities	3,281	3,624	8,640	6,212	11,921	9,836
Unallocated liabilities					2,360	2,008
Total liabilities					14,281	11,844
Capital employed						
Segment wise capital employed	12,138	11,934	8,913	7,617	21,051	19,551
Unallocable corporate assets net of unallocable corporate liabilities					2,465	2,121
Total capital employed					23,516	21,672

CORPORATE PROFILE

STATUTORY REPORT

STANDALONE FINANCIALS

CONSOLIDATED FINANCIALS



(₹ in lakhs)

Particulars	Consumables		Equipments and project engineering business		Total	
	Year ended 31 March 2017	Year ended 31 March 2016	Year ended 31 March 2017	Year ended 31 March 2016	Year ended 31 March 2017	Year ended 31 March 2016
Capital expenditure						
Segment capital expenditure	593	988	654	474	1,247	1,462
Unallocated capital expenditure					134	66
Total capital expenditure (Tangible and intangible assets)					1,381	1,528
Depreciation and amortisation						
Segment depreciation and amortisation	709	730	316	312	1,025	1,042
Unallocated depreciation and amortisation					110	137
Total depreciation and amortisation					1,135	1,179
Significant non cash expenditure						
Segment significant non cash expenditure	1	5	-	-	1	5
Unallocated significant non cash expenditure					-	-
Total significant non cash expenditure	-	-	-	-	1	5

B) Geographical segment

(₹ in lakhs)

Particulars	India		Outside India		Total	
	Year ended 31 March 2017	Year ended 31 March 2016	Year ended 31 March 2017	Year ended 31 March 2016	Year ended 31 March 2017	Year ended 31 March 2016
Segment revenue	34,546	36,670	9,604	4,163	44,150	40,833
Carrying amount of segment assets	40,033	33,030	(2,236)	486	37,797	33,516
Additions to fixed assets (Tangible and intangible assets)	1,370	1,519	11	9	1,381	1,528

C) Other disclosures

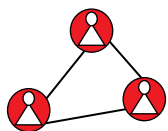
1. Segments have been identified in line with the Accounting Standard on "Segment Reporting" (AS – 17) taking into account the organisation structure as well as differential risks & returns of these segments.
2. The Company has disclosed business segment as the primary segment.
3. Types of products and services in each business segment:

Business segment	Types of products and services
a) Consumables	Electrodes, wires, agency items related to consumables from Silvassa, Raipur, Chinchwad and Chennai plant.
b) Equipment and project engineering business	Equipment, spares, cutting products and agency items related to equipment, cutting products, design, engineering, procurement, commissioning of flares, incinerators, furnaces, etc. from Chinchwad plant and sale of products and services in relation to Ador Welding Academy Private Limited.

4. The Segment revenue, results, assets & liabilities include the respective amounts identifiable to each of the segment and amounts allocated on a reasonable basis.

Note 41- Related parties disclosure
A. Relationships

Relationship	Name of the Persons / Company
a) Holding company	J. B. Advani & Co. Private Limited
b) Fellow subsidiaries	Ador Powertron Limited (Subsidiary of J.B.Advani & Co. Private Limited) Mack Valves India Private Limited (Indirect subsidiary of J.B. Advani & Co. Private Limited) Ador Green Energy Private Limited (Subsidiary of J.B. Advani & Co. Private Limited)
c) Companies in which holding Company has significant influence and its associates	Ador Fontech Limited Ador Multiproducts Limited Ador Digatron Private Limited
d) Key Management Personnel	Ms. A. B. Advani. Mr. S. M. Bhat. Mrs. N. Malkani Nagpal



B. Transactions during the year and amount outstanding at the year end

(₹ in lakhs)

Relationship / Name of the Related Party	Description of the nature of transactions	Value of the transactions	
		Year ended 31 March 2017	Year ended 31 March 2016
a) Holding company			
J B Advani & Co. Private Limited	Sale of goods	17	11
	Purchase of goods and services received	1,015	937
	Rent received (gross)	29	29
	Rent paid (gross)	16	16
	Reimbursement of expenses (incurred to other companies).	7	4
	Recovery of expenses (from other companies).	14	13
	Amount outstanding at the year end		
	Outstanding receivable*	-	0
Trade payable	104	110	
b) Fellow subsidiaries			
Ador Powertron Limited	Sale of goods*	0	-
	Purchase of fixed assets	-	3
	Purchase of goods*	0	1
	Recovery of expenses (from other companies)	1	1
	Rent received (gross)	1	1
	Amount outstanding at the year end		
Other Receivable*	0	-	
Ador Green Energy Private Limited	Commission / business support / facilitation charges	-	54
c) Companies in which Holding Company has significant influence and its associates			
Ador Fontech Limited	Sale of goods	190	128
	Purchase of goods	19	23
	Recovery of expenses (from other companies)	6	6
	Reimbursement of expenses (incurred to other companies)	2	-
	Rent received (gross)	5	5

B. Transactions during the year and amount outstanding at the year end

(₹ in lakhs)

Relationship / Name of the Related Party	Description of the nature of transactions	Value of the transactions	
		Year ended 31 March 2017	Year ended 31 March 2016
Ador Fontech Limited (contd)	Sale of fixed assets	9	-
	Advance to supplier	-	1
	Amount outstanding at the year end		
	Other Receivable*	0	-
	Trade payable	6	-
Ador Multiproducts Limited	Sale of goods	45	36
	Amount outstanding at the year end		
	Trade receivable	3	9
d) Key Management Persons			
Ms. A. B. Advani	Remuneration	140	128
Mrs. N. Malkani Nagpal	Remuneration	99	89
Mr. S. M. Bhat	Remuneration	132	113
	Loan given during the year	-	10
	Amount outstanding at the year end		
	Loan	4	8
Non-Executive Directors	Commission	30	35

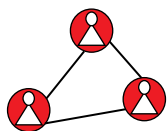
* Amounts below ₹ 0.49 lakh have been rounded as per norms of the Company

Note:

1. Related party relationship is as identified by the Company and relied upon by the auditors.

Note 42 - Computation of profit for earnings per share:

Particulars	Year ended 31 March 2017	Year ended 31 March 2016
Profit before exceptional items after tax (₹ in lakhs)	1,844	2,434
Profit after exceptional items after tax (₹ in lakhs)	1,844	2,239
Weighted average number of shares outstanding	1,35,98,467	1,35,98,467
Earnings per share before exceptional items after tax (basic and diluted) (₹)	13.56	17.90
Earnings per share after exceptional items after tax (basic and diluted) (₹)	13.56	16.46



Note 43 - Disclosure in respect of derivative instruments:

(a) Forward contracts outstanding

Particulars	Currency	Year ended 31 March 2017		Year ended 31 March 2016	
		Amount in foreign currency	₹ in lakhs	Amount in foreign currency	₹ in lakhs
Against exports	USD	7,90,000	504	1,82,916	119
Against imports	EURO	-	-	59,321	45
	USD	4,28,482	283	1,02,198	69

(b) Foreign currency exposures that are not hedged by derivative instruments:

Particulars	Currency	Year ended 31 March 2017		Year ended 31 March 2016	
		Amount in foreign currency	₹ in lakhs	Amount in foreign currency	₹ in lakhs
i) Debtors	USD	2,60,379	163	5,11,620	333
	EURO	66,694	45	66,694	49
ii) Creditors	USD	-	-	22,916	15
	EURO	50,816	36	13,787	11
	KWD	13,69,274	3,003	-	-
iii) Advance to creditors	USD	89,941	57	1,59,790	108
	EURO	8,860	6	1,708	1
	KWD	1,38,425	286	-	-
iv) Bank balances	USD	6,04,014	386	11,132	7
	AED	62,032	11	39,411	7

(c) All derivative instruments have been acquired for hedging purpose.

Note 44 - Exceptional items:

(₹ in lakhs)

Sr. No.	Particulars	Year ended 31 March 2017	Year ended 31 March 2016
1	The Company has paid ₹ 155 lakhs to the employees of Chennai plant as compensation alongwith full and final settlement of their dues on account of suspension of operations, ₹ 5 lakhs towards compensation to ex-employees in settlement of court cases pertaining to Ahmednagar plant and Rs. 7 lakhs toward compensation to ex-employees in settlement of court cases pertaining to Chinchwad plant.	-	(167)
2	The Company has provided bonus of ₹ 28 lakhs for the year 2014-15 due to enactment of Payment of Bonus (Amendment) Act, 2015 with retrospective effect i.e. from 1 April 2014.	-	(28)
	Total	-	(195)

Note 45 - Employee benefits:

The disclosures required as per Accounting Standard 15 – “Employee Benefits (Revised 2005)”, are as under:

Brief description of the plans:

The Company has various schemes for employee benefits such as provident fund, superannuation and gratuity. In case of funded schemes, the funds are administered through trustees / appropriate authorities. The Company’s defined contribution plans are superannuation, employees state insurance and provident fund, as the Company has no further obligation beyond making the contributions. The Company’s defined benefit plans consist of provident fund and gratuity. The employees of the Company are entitled to compensated absences, as per the Company’s policy.

I. Defined contribution plans:

- (i) Provident fund
- (ii) Superannuation fund
- (iii) Employees state insurance fund

During the year, the Company has recognised the following amounts in the statement of profit and loss*:

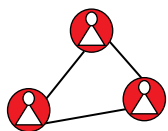
Particulars	(₹ in lakhs)	
	Year ended 31 March 2017	Year ended 31 March 2016
Employer’s contribution to superannuation fund	36	32
Employer’s contribution to provident fund**	114	102
Employees state insurance fund	11	11
Total	161	145

* included in Note 27- ‘Employee benefits expense’

** includes payment made to regulatory authorities other than to Ador Welding Employees Provident Fund Trust.

II. Defined benefit plans (Disclosure based on actuarial reports):
a. Contribution to gratuity fund (funded scheme)

Particulars	(₹ in lakhs)	
	Year ended 31 March 2017	Year ended 31 March 2016
(i) Change in present value of defined benefit obligation		
Present value of obligation at the beginning of the year	262	282
Current service cost	26	27
Interest cost	20	22
Actuarial gain on obligation	(5)	(16)
Benefits paid	(17)	(53)
Present value of obligation at the end of the year	286	262
(ii) Change in plan assets		
Fair value of plan assets at the beginning of the year	173	202
Expected return on plan assets	14	15
Actuarial loss	(1)	(1)



(₹ in lakhs)

Particulars	Year ended 31 March 2017	Year ended 31 March 2016
Contributions by employer	-	10
Benefits paid	(17)	(53)
Fair value of plan assets at the end of the year	169	173
(iii) Actual return on plan assets	13	14
(iv) Assets and liabilities recognised in the balance sheet **		
Present value of the defined benefit obligation at the end of the year	286	262
Less: Fair value of plan assets at the end of the year		
Net liability recognised ***	(169)	(173)
Recognised under provisions (Refer note 7)	117	89
Long term provisions	117	89
Short term provisions	-	-
(v) Expenses recognised in the statement of profit and loss:		
Current service cost	26	27
Interest cost	20	22
Expected return on plan assets	(14)	(15)
Actuarial (gain) / loss recognised in the current year	(4)	(15)
Net gratuity cost recognised in the current year	28	19
Included in note 27 'Employee benefits expense'		
(vi) Expected employer's contribution for the next year	50	50
(vii) In accordance with the Accounting Standard -15, actuarial valuation was performed in respect of the aforesaid defined benefit plans based on the following assumptions:-		
Discount rate (per annum)	6.85%	7.80%
Rate of return on plan assets	8.00%	8.00%
Salary escalation rate	6.50%	7.50%
Attrition rate		
21 years to 44 years	18.45%	18.45%
45 years and above	12.62%	12.62%
<p>The estimates of future salary increases, considered in actuarial valuation takes into account inflation, seniority, promotion and other relevant factors, such as, supply and demand factors in the employment market</p>		
<p>viii) Assets information: The plan assets for the funded gratuity plan is administered by Life Insurance Corporation of India ('LIC') as per the investment pattern stipulated for pension and Group Schemes fund by Insurance Regulatory and Development Authority (IRDA) Regulations.</p>		

(ix) Other information (Experience adjustment)

(₹ in lakhs)

Particulars	Period ended				
	31 March 2017	31 March 2016	31 March 2015	31 March 2014	31 March 2013
Present value of obligation at the close of the year	286	262	282	277	302
Fair value of plan assets at the close of the year	169	173	202	232	235
Surplus / (deficit)	(117)	(89)	(80)	(45)	(67)
Experience adjustments on plan liabilities - gain / (loss)	(5)	(12)	(18)	(17)	2
Experience adjustments on plan assets - gain / (loss)*	(1)	(1)	(0)	6	(23)

* Amounts below ₹ 0.49 lakh have been rounded as per norms of the Company

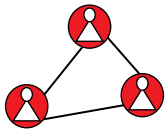
** Amounts have been recognised based on the information for the period ended 28 February 2017 and 29 February 2016.

*** The estimate of future salary increases considered in actuarial valuation takes into account inflation, seniority, promotion and other relevant factors.

b. Provident fund liability

(₹ in lakhs)

Sr. No.	Particulars	Year ended 31 March 2017**	Year ended 31 March 2016
(i)	Changes in the present value of defined benefit obligation		
	Present value of obligation at the beginning of the year	-	1,113
	Current service cost	-	37
	Interest cost	-	88
	Actuarial (gain) / loss	-	(72)
	Employees contribution	-	69
	Liabilities assumed on acquisition / (settled on divestiture)	-	102
	Benefits paid	-	(99)
	Present value of obligation at the end of the year	-	1,238
(ii)	Change in fair value of assets		
	Fair value of plan assets at the beginning of the year	-	1,105
	Expected return on plan assets	-	87
	Actuarial gain / (loss)	-	(63)
	Employer contributions during the period	-	37
	Employee contributions during the period	-	69
	Assets acquired on acquisition / (distributed on divestiture)	-	102



		(₹ in lakhs)	
Sr. No.	Particulars	Year ended 31 March 2017**	Year ended 31 March 2016
	Benefits paid	-	(99)
	Fair value of plan assets at the end of the year	-	1,238
(iii)	Actual return on plan assets	-	23
(iv)	Asset and liabilities recognised in balance sheet		
	Present value of the defined benefit obligation at the end of the year	-	1,238
	Less :Fair value of plan assets at the end of the year	-	(1,238)
	Net liability / (asset) recognised		
	Recognised under provisions	-	-
	Long term provisions	-	-
	Short term provisions	-	-
(v)	Expenses recognised in the statement of profit and loss:		
	Current service cost	-	37
	Interest cost	-	88
	Expected return on plan assets	-	(87)
	Net actuarial loss / (gain) recognised in the current year	-	(9)
	Total expense*	-	29
	*Included in Note 27 – 'Employee benefits expense'		
(vi)	Expected employer's contribution for the next year	-	38
(vii)	In accordance with the Accounting Standard 15, actuarial valuation was performed in respect of the aforesaid defined benefit plans based on the following assumptions:-		
	Discount rate (per annum)	-	7.80%
	Expected rate of return on assets	-	8.46%
	Discount rate for the remaining term to maturity of the investment	-	7.77%
	Average historic yield on the investment	-	8.43%
	Guaranteed rate of return	-	8.75%
	The estimates of future salary increases, considered in actuarial valuation takes into account inflation, seniority, promotion and other relevant factors, such as, supply and demand factors in the employment market.		
(viii)	Asset information:		
	Government of India securities	-	33%
	Corporate bonds	-	26%
	Special deposit schemes	-	23%
	Equity shares of listed companies	-	0%
	Others	-	19%

(ix) Other information (Experience adjustment)

(₹ in lakhs)

Particulars	Period ended				
	31 March 2017**	31 March 2016	31 March 2015	31 March 2014	31 March 2013
Present value of defined benefit obligation at the end of the year	-	1,238	1,113	1,083	975
Fair value of plan assets at the end of the year	-	1,238	1,105	1,076	942
Surplus / (deficit)	-	-	(8)	(7)	(33)
Experience adjustments on plan liabilities - gain / (loss)	-	(72)	(89)	38	80
Experience adjustments on plan assets - gain / (loss)	-	(63)	(73)	50	90

** The Company, with effect from November 2016 has discontinued contribution to Ador Welding Employees Provident Fund Trust and has started contributing to the regulatory authorities.

III. Compensated absences *

- An amount of ₹ 14 lakhs (Previous year ₹ 50 lakhs) has been recognised as an expense in the statement of profit & loss and included under note 27 "Employee benefits expense"
- Balance sheet reconciliation

(₹ in lakhs)

Particulars	As at 31 March 2017		As at 31 March 2016	
	Long term	Short term	Long term	Short term
Liability as per actuarial valuation	86	141	83	136

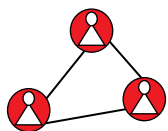
* have been recognised based on the information for the period ended 28 February 2017 and 29 February 2016

Note 46- Lease arrangements - Operating lease

The Company's significant leasing arrangements are in respect of residential flats, office premises and vehicles taken on non- cancellable lease. The aggregate amount of operating lease rent debited to statement of profit & loss during the year is ₹ 142 lakhs (Previous year ₹ 134 lakhs)

(₹ in lakhs)

Particulars	Minimum lease payments	
	As at 31 March 2017	As at 31 March 2016
Amount due within one year	72	56
Amount due from one year to five years	88	130
Amount due from five years and above	106	122
Total	266	308

**Note 47 - Lease obligation – Finance lease**

Net carrying amount of carrying assets as at balance sheet date – ₹ 2 lakhs (Previous year ₹ 18 lakhs)

The minimum future lease rentals and present value of minimum lease rentals payable are as follows:

(₹ in lakhs)

Particulars	As at	As at
	31 March 2017	31 March 2016
Minimum lease rentals payable as on balance sheet date**	0*	22
Present value of minimum lease rentals payable**	0*	20

(₹ in lakhs)

Particulars	Minimum lease payments		Present value of minimum lease payments	
	As at 31 March 2017	As at 31 March 2016	As at 31 March 2017	As at 31 March 2016
Amount due within one year	0*	22	0*	20
Amount due from one year to five years	-	-	-	-
Amount due from five years and above	-	-	-	-
Total	0*	22	0*	20

* Amounts below ₹ 0.49 lakh have been rounded as per norms of the Company

** Includes interest on lease rentals

Note 48 - Lease rental

The Company has significant lease arrangement in respect of office premises given on lease. The aggregate amount of rent credited to the statement of profit & loss during the year is ₹ 97 lakhs (Previous year ₹ 53 lakhs)

(₹ in lakhs)

Particulars	Minimum lease receipt	
	As at 31 March 2017	As at 31 March 2016
Amount due within one year	86	52
Amount due from one year to five years	149	148
Amount due from five years and above	71	96
Total	306	296

- Note 49** - Balances of certain debtors, advances and creditors are subject to confirmation / reconciliation, if any. In the opinion of the Management such adjustment are not likely to be material.
- Note 50** - Amounts below ₹ 0.49 lakh have been rounded off as per rounding off norms of the Company.
- Note 51** - The figures for the previous year are regrouped/ re-arranged wherever necessary.

For and on behalf of the Board of Directors

For **Walker Chandio & Co LLP**
Chartered Accountants

A.B.Advani
Executive Chairman
DIN: 00029256

Sudhir N. Pillai
Partner

V.M.Bhide
**Head - Corp.
Admin, Legal &
Company Secretary**

Girish Patkar
**Chief Financial
Officer**

S.M.Bhat
Managing Director
DIN: 05168265

Place: Mumbai
Date: 9 May 2017

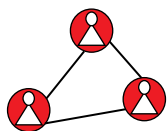
Place: Mumbai
Date: 9 May 2017

CORPORATE PROFILE

STATUTORY REPORT

STANDALONE FINANCIALS

CONSOLIDATED FINANCIALS


**Form AOC-1**

(Pursuant to first proviso to sub-section (3) of section 129 read with rule 5 of Companies (Accounts) Rules, 2014)

Statement containing salient features of the financial statement of subsidiaries / associate companies / joint ventures**Part "A": Subsidiaries**

(Information in respect of each subsidiary to be presented with amounts in ₹)

Sl. No.	Particulars	Details
1.	Sl. No.	
2.	Name of the subsidiary	ADOR WELDING ACADEMY PVT. LTD.
3.	The date since when subsidiary was acquired	
4.	Reporting period for the subsidiary concerned, if different from the holding company's reporting period	NA
5.	Reporting currency and Exchange rate as on the last date of the relevant Financial year in the case of foreign subsidiaries	NA
6.	Share capital	₹ 3,00,00,000/-
7.	Reserves & surplus	₹ (2,00,47,001/-)
8.	Total assets	₹ 1,53,71,240/-
9.	Total Liabilities	₹ 54,18,241/-
10.	Investments	NIL
11.	Turnover	₹ 1,03,10,758/-
12.	Profit before taxation	₹ (27,18,265/-)
13.	Provision for taxation (Deffered tax)	₹ 3,64,274
14.	Profit after taxation	₹ (23,53,991/-)
15.	Proposed Dividend	NIL
16.	Extent of shareholding (In percentage)	100%

Notes: The following information shall be furnished at the end of the statement:

- Names of subsidiaries which are yet to commence operations - NA
- Names of subsidiaries which have been liquidated or sold during the year. - NA

Part "B": Associates and Joint Ventures

Statement pursuant to Section 129 (3) of the Companies Act, 2013 related to Associate Companies and Joint Ventures

Not Applicable

For and on behalf of the Board of Directors

Aruna B.Advani
Executive Chairman
 DIN: 00029256

V.M.Bhide
**Head - Corp.
 Admin, Legal &
 Company Secretary**

Girish Patkar
**Chief Financial
 Officer**

S.M.Bhat
Managing Director
 DIN: 05168265

Place: Mumbai
Date: 9 May 2017

CORPORATE PROFILE

STATUTORY REPORT

STANDALONE FINANCIALS

CONSOLIDATED FINANCIALS



ADOR WELDING ACADEMY PVT LTD.

A-108, H Block, MIDC, Pimpri, Pune 411 018
Maharashtra, INDIA, Telefax : +91 20 4070 6300

Ador Welding Academy (AWA) Pvt. Ltd. has continued to keep its growth momentum in FY 2016-17. AWA added a new Training Centre at Kodinar in Gujarat, and thus expanded its horizon to Nine Training centres across India. In FY 2016-17 Spot welding Set up was added (as shown in the photograph) at AWA. Batch of about 23 girls were trained on spot welding for about two weeks. On successful completion of training, most of the candidates were employed by M/s. Mahindra & Mahindra. In 2016-17, about 7 batches comprising 124 participants got trained at AWA. The training was pertaining to GMAW, SMAW, Oxyfuel Welding & Cutting and Resistance Spot

Welding. This Training was funded under CSR initiatives by Corporates through Mahratta Chamber of Commerce, Industries & Agriculture (MCCIA). The participants were gainfully employed, after the training.

AWA also conducted "Train the Trainers" Program in association with Capital Goods Skill Council (CGSC) to support "Pradhan Mantri Kaushal Vikas Yojana" (PMKVY), for the first time.

AWA is now preferred by Corporates, who are looking to impart Training on Welding and to conduct Welding Awareness Programs, for their Technical officers & Managers.



WELDERS TO THE NATION SINCE 1951
ADOR WELDING LIMITED

(Formerly Advani-Oerlikon Ltd.)

www.adorwelding.com



Registered & Corporate Office: Ador House, 6, K. Dubash Marg, Fort, Mumbai 400 001-16, Maharashtra, India.
Tel: +91 22 6623 9300, 2284 2525 | Fax: +91 22 2287 3083,
E-mail: investorservices@adorians.com, cmo@adorians.com

CIN: L70100MH1951PLC008647

Our Market Reach

Domestic Sales Offices

AHMEDABAD

804-805, Sakar IV, Opp. Town Hall,
Near Ellisbridge, Ashram Road,
Ahmedabad 380 006, Gujarat, India.
Tel : +91 79 2657 9928, 6661 2788
Fax : +91 79 6661 2788

BENGALURU

N-406, 4th Floor,
Manipal Center, North Block,
Rear Wing, Dickenson Road,
Bengaluru 560 042, Karnataka, India.
Tel : +91 80 2558 5125
Fax : +91 80 2532 1477

CHENNAI

No. 26, 2nd Floor, Fagun Chambers,
Ethiraj Salai, Egmore,
Chennai 600 008, Tamil Nadu, India.
Tel : +91 44 2827 0105

COIMBATORE

Ramkrishna Bagh, 1289, Trichy Road,
Coimbatore 641 018,
Tamil Nadu, India.
Tel : +91 422 439 3013
Fax : +91 422 230 3869

DELHI

C-116, Naraina Industrial Area,
Phase 1, New Delhi 110 028, India.
Tel : +91 11 4330 4333
Fax : +91 11 2579 5529

HYDERABAD

9-1-93/1, Lane Adjacent to Sangeet Cinema,
Sarajini Devi Road,
Secunderabad 500 003, Telangana, India.
Tel : +91 40 2771 2090, 6649 2090
Fax : +91 40 2771 5570

INDORE

402, Apollo Trade Center,
Ambedkar Square, Geeta Bhavan.
Chouraha, A.B. Road, Indore 452 001,
Madhya Pradesh, India.
Tel : +91 731 2494 220, 4066 840
Fax : +91 731 4066 840

JAIPUR

309, Aishwarya Tower,
Near Hotel Hawa Mahal,
Ajmer Road, Jaipur 302 001,
Rajasthan, India.
Tel : +91 141 2220 833
Fax : +91 141 2220 834

MUMBAI

Ador House,
6, K. Dubash Marg, Fort,
Mumbai 400 001-16, Maharashtra, India.
Tel : +91 22 6623 9300, 2284 2525
Fax : +91 22 2287 3083

PUNE

Survey No. 147/2B, Akurdi,
Near Khandoba Mandir, Chinchwad,
Pune 411 019, Maharashtra, India.
Tel : +91 20 4070 6000
Fax : +91 20 4070 6001

RAIPUR

Industrial Area, Bilaspur Road, Birgaon,
Raipur 493 221, Chhattisgarh, India.
Tel : +91 771 6452 201
Fax : +91 771 6542 201

Overseas Sales Office

SHARJAH

Sharjah Airport International,
Free Zone (SAIF Zone): Q3 216,
P.O. Box No: 120025, Sharjah, U.A.E.
Tel : 00971 6557 8601
Fax : 00971 6657 8602
E-mail : exports@adorians.com



ADOR WELDING LIMITED

Ador House, 6, K. Dubash Marg, Fort, Mumbai 400 001-16, Maharashtra, India.

Tel: +91 22 6623 9300, 2284 2525 | Fax: +91 22 2287 3083,

Website: www.adorwelding.com | E-mail: investorservices@adorians.com, cmo@adorians.com

CIN: L70100MH1951PLC008647