



LASA SUPERGENERICS LIMITED

Corporate Office : Office No. 506&507, Midas, Sahar Plaza, Andheri Kurla Road,
Andheri East, Mumbai - 400059
Tel : +91 22 4970 1092 • Email : info@lasalabs.com • Website : www.lasalabs.com

Ref. No.: LASA/SE/22-23/20

Friday, September 02, 2022

To, Corporate Services Department BSE Limited Phiroze Jeejeebhoy Towers, Dalal Street, Mumbai – 400 001. BSE CODE –540702	To, Corporate Services Department National Stock Exchange of India Limited “Exchange Plaza”, Plot No. C/1, G Block Bandra-Kurla Complex, Bandra (E), Mumbai – 400051. NSE CODE: LASA
--	---

Dear Sir/Madam,

Sub: Annual Report for the financial year ended March 31, 2022 along with Notice of the Seventh (7th) Annual General Meeting and Cut-off Date for the purpose of E voting and Dividend.

Please take note that the Seventh (7th) Annual General Meeting ("AGM") of the Members of the Company is scheduled to be held on **Monday, September 26, 2022 at 9:30 am via Video Conferencing ('VC') facility or Other Audio Visual Means ('OAVM')** in accordance with the relevant circulars issued by Ministry of Corporate Affairs (MCA) and Securities Exchange Board of India (SEBI).

Pursuant to Regulation 30, 34 and all other applicable provisions, if any, of the SEBI (Listing Obligations and Disclosure Requirements) Regulations 2015 ("Listing Regulations"), please find enclosed herewith the Annual Report for the financial year ended March 31, 2022 and the Notice calling the Seventh 7th AGM ("the Notice") which are being sent to the Members, whose e-mail address is registered with the Company/ Registrar and Transfer Agent of the Company or the Depositories through electronic mode.

Please note that the Company has fixed Monday, September 19, 2022 as the Cut-off Date for the purpose of e-voting and determining the shareholders eligible for dividend.

The detail procedure for remote e-voting before the AGM and e-voting during the AGM is set out in the Notice annexed with Annual report.

The aforesaid documents are also made available on the website of the Company at <https://lasalabs.com/>.

CIN : L24233MH2016PLC274202

Factory & Regd. Office : C-105, Mahad Ind Area, Khairi Birwadi, Dist – Raigad - 402309 Tel. : 02145-232101, 232202



LASA SUPERGENERICS LIMITED

Corporate Office : Office No. 506&507, Midas, Sahar Plaza, Andheri Kurla Road,
Andheri East, Mumbai - 400059
Tel : +91 22 4970 1092 • Email : info@lasalabs.com • Website : www.lasalabs.com

Further, Register of Members and Share Transfer Books of the Company will remain closed from Tuesday, September 20, 2022 to Monday, September 26, 2022 (both days inclusive).

You are kindly requested to take note of the above.

Yours Sincerely

FOR LASA SUPERGENERICS LIMITED

Omkar
Pravin
Herlekar
Digitally signed
by Omkar Pravin
Herlekar
Date: 2022.09.02
11:55:28 +05'30'

OMKAR HERLEKAR
MANAGING DIRECTOR



ANNUAL REPORT 2021 - 22



LASA SUPERGENERICS LTD



From the Desk of Chairman

Dear Stakeholders,

I am pleased to Share with you the company's performance for the financial year ended March 31, 2022 with this Annual Report.

Last 2 years were really tough since the covid 19 pandemic caused massive disruptions in the globe which affected every human being in one or other way which led to an unfavourable economic and political stability in the country.

With the great efforts of all our healthcare workers, vaccination drive by the Government and dedication of people towards safety we were able to come out of the waves which is commendable.

I urge everyone to look after their health first and continue to take care of family and colleagues as it is rightly said "Health is Wealth".

In Lasa, last year was testing time for all of us since we were yet to recover from the damages caused by unfortunate Floods and Fire, we received abrupt notice of closure from State Pollution Control Board on the political influential complaints which were completely baseless.

We are fortunate enough to have impartial judiciary system and stable effective government in the country to whom we approached and immediately got relief which set aside the order of State Pollution Control Board which directed to consider Closure Notice as show cause by which we were able to restart operations in our Mother Unit.

We are striving hard and we will soon again achieve full capacity and growth with all statutory fencing and permissions for which we slowed down little in last year to come back with complete strength.

We continued to cater all our existing customers, even in tough times we managed not to disrupt supplies through outsourcing certain activities. With this we also continue to remain the trusted brand with high quality products, accepted by large companies across the globe.

Our Company is the pioneer and amongst the leading players in the manufacturing of APIs, with a well-established brand known for its high-quality products amongst various customers.

Financial Performance during the year under review.

Despite of all difficulties we have delivered good set of numbers though if compared to last year it will not fascinate however, we managed to keep the ball rolling.

During the year Total Income Stood at ₹ 137.13 Crores

The Company reported Earnings before Interest, Tax, Depreciation and Amortization (EBITDA) of ₹ 15.69 crore in FY22.

The Company's EBITDA margin stood at 11.44% in FY22.

The Company reported a decrease in its PAT to ₹-5.31 crore for FY22 which was mainly due to absorption of exceptional items during the year.

The finance cost continues to be Zero in FY22 in line with company's vision.

The Current Ratio improved from 1.59 in FY21 to 1.65 in FY22.

I place my sincere gratitude towards our Shareholders, Investors, Employees, Customers, Suppliers, Bankers, Regulators and all business associates and thank you all for having your confidence in LASA Family.

Thank you

Sincerely

Dr. Omkar Herlekar



Inside This Report

Corporate Information	01
AGM Notice	02
Board's Report	11
Management Discussion and Analysis	27
Corporate Governance Report	40
Independent Auditor Report	59
Financial Statement	65

CORPORATE INFORMATION

KEY MANAGERIAL PERSONNEL

CHAIRMAN & MANAGING DIRECTOR Dr. Omkar Pravin Herlekar	CHIEF FINANCIAL OFFICER Mr. Ravi Shankar Kabra
WHOLE TIME DIRECTOR Mr. Shivanand G. Hedge Mr. Mithun Jadhav **	COMPANY SECRETARY & COMPLIANCE OFFICER: CS Nidhi Kulshrestha* CS Ankita Shetty#
INDEPENDENT DIRECTORS	
Mr. Hardesh Tolani Mr. Ajay Sukhwani	Ms. Ekta Gurnasinghani Ms. Manali Bhagtani

#Appointed w.e.f. 15 November, 2021

*Resigned w.e.f. 14 November, 2021

** Resigned w.e.f. 17 June, 2022

COMMITTEES OF BOARD OF DIRECTORS

Sr. no.	Audit Committee	Nomination and Remuneration Committee	Stakeholders Relationship Committee	Corporate Social Responsibility Committee
1)	Mr. Hardesh Tolani (Chair Person)	Mr. Hardesh Tolani (Chair Person)	Mr. Ajay Sukhwani (Chair Person)	Mr. Ajay Sukhwani (Chairperson)
2)	Ms. Ekta Gurnasinghani (Member)	Ms. Ekta Gurnasinghani (Member)	Mr. Mithun Jadhav (Member) *	Mr. Mithun Jadhav (Member)*
3)	Mr. Omkar Herlekar (Member)	Mr. Ajay Sukhwani (Member)	Mr. Shivanand Hegde (Member)	Mr. Omkar Herlekar (Member)
4)	--	--	Ms. Manali Bhagtani (Member)#	Ms. Manali Bhagtani (Member)

* Resigned w.e.f. 17 June, 2022

#Appointed w.e.f. 08 August, 2022

OTHER INFORMATION

Statutory Auditors	Cost Auditors	Secretarial Auditors	Internal Auditors
M/S Thanawala & Co, Chartered Accountants. 505, Abhay Steel House, 5 th floor, 22-Baroda Street, Iron Market, Mumbai- 400 009	M/s N. Ritesh & Associates, Cost Accountants 602, 6 th Floor, Silver Matru Prabha, Cama lane, Kirol Road, Ghatkopar (W), Mumbai- 400 086	M/s Shivam Sharma Address:- C/303, Arunachal CHSL, JP Nagar, Goregaon East, Mumbai-400063 Email ID: csshivam02@gmail.com	Vishal Thakur & Co. Chartered Accountants Office No. 11, Twin Complex, O.T. Section, Ulhasnagar, Thane – 421 004

Corporate Identification Number (CIN)	Registered and Corporate Office	Registrar and Share Transfer Agent	Bankers
L24233MH2016PLC274202	Registered Office C-105, MIDC, Mahad, Dist. Raigad, Mahad-402 309 Corporate Office Till 19 July 2022 Office No. 705, Minera Estate, A wing, O2 Commercial Tower, Mulund, Mumbai – 400080 Tel No. 9607973801 Corporate Office From 20 July 2022 Office No. 506 & 507, 5 th floor, Midas, Sahar Plaza, Andheri kurla road, Andheri East, Mumbai 400059	M/s. Bigshare Services Private Limited. Office No S6-2, 6 th floor Pinnacle Business Park, Next to Ahura Centre, Mahakali Caves Road, Andheri (East) Mumbai- 400093, India. Tel: 022 62638200 Fax : 022 62638299 Website: www.bigshareonline.com	Axis Bank Limited IDFC First Bank

CONTACT DETAILS

E-mail: investor@lasalabs.comWebsite: www.lasalabs.com

NOTICE OF SEVENTH (7th) ANNUAL GENERAL MEETING

NOTICE IS HEREBY GIVEN THAT THE SEVENTH (7TH) ANNUAL GENERAL MEETING (AGM) OF THE MEMBERS OF LASA SUPERGENERICS LIMITED WILL BE HELD ON MONDAY, SEPTEMBER 26, 2022 AT 09:30 AM (IST) THROUGH VIDEO CONFERENCING (VC/ OTHER AUDIO VISUAL MEANS (OAVM) FACILITY TO TRANSACT THE FOLLOWING BUSINESS:

ORDINARY BUSINESS:

Item No.1

ADOPTION OF ANNUAL ACCOUNTS

To receive, consider and adopt the Audited Financial Statements of the Company for the financial year ended March 31, 2022 together with the Reports of the Board of Directors and the Auditors thereon;

Item No.2

DECLARATION OF DIVIDEND

To declare Final dividend on equity share for the financial year ended March 31, 2022.

"RESOLVED THAT the Final Dividend @ 2.5% i.e ₹ 0.25 per Equity share on the paid up equity share capital of the company as recommended by the Board be and is hereby declared.

Item No.3

APPOINTMENT OF A DIRECTOR RETIRING BY ROTATION

To appoint a Director in place of Mr. Omkar Pravin Herlekar (DIN: 01587154), who is liable to retire by rotation and being eligible, offers himself for re-appointment.

SPECIAL BUSINESS

Item No.4

TO APPROVE THE COST AUDITORS REMUNERATION

To consider and if thought fit, to pass with or without modification(s), the following resolution as **Ordinary Resolution:**

"RESOLVED THAT pursuant to the provisions of Section 148(3) and other applicable provisions, if any, of the Companies Act, 2013 and the Rules made thereunder (including any statutory modification(s) or re-enactment thereof for the time being in force), the remuneration payable to M/s V.J. Talati & Co, Practicing Cost Accountants, (Firm Registration No. R00213), appointed by the Board of Directors as Cost Auditors to conduct the audit of the cost records of the Company for the financial year 2022-23, amounting to ₹ 1,28,100/- plus payment of applicable taxes and reimbursement of out of pocket expenses incurred in connection with the aforesaid audit, be and is hereby ratified and confirmed."

RESOLVED FURTHER THAT the Board or any committee thereof be and is hereby authorized to finalize the terms and conditions and take such steps as may be necessary for obtaining approvals, statutory or contractual or otherwise, if any required in relation to the above and to settle all the matters arising out of and incidental thereto, and to sign and execute all deeds, applications, documents and writings that may be required, on behalf of the

Company and generally to do all such acts, deeds and things that may be necessary, proper and expedient or incidental for the purpose of giving effect to the above resolution.

RESOLVED FURTHER THAT any director and / or company secretary of the company be and is hereby authorized to do all acts, deeds, matters and things as may be considered necessary, proper or desirable to give effect to this resolution."

Item No. 5

RE-APPOINTMENT OF MS. MANALI BHAGTANI (DIN: 08067867) AS AN INDEPENDENT DIRECTOR OF THE COMPANY FOR A SECOND TERM OF FIVE CONSECUTIVE YEARS WITH EFFECT FROM FEBRUARY 12, 2023

To consider, and if thought fit, to pass the following resolution as **Special Resolution:**

"RESOLVED THAT pursuant to provisions of section 149, 152 and any other applicable provisions of the Companies Act, 2013 (hereinafter referred to as the 'Act'), the Rules made thereunder read with Schedule IV to the Companies Act, 2013 and the applicable provisions of the Securities and Exchange Board of India (Listing Obligations and Disclosure Requirements) Regulations, 2015 (hereinafter referred to as the 'Listing Regulations') and amendments thereto (including any statutory modification(s) or re-enactment(s) thereof, for the time being in force), based on the recommendation of the Nomination and Remuneration Committee and the Board of Directors of the Company, Ms. Manali Bhagtani (DIN: 08067867) who was appointed as an independent director of the Company for a term of five years and is eligible for being re-appointed as an independent director and in respect of whom a notice in writing pursuant to section 160 of the Act has been received in the prescribed manner and considering the report of her performance evaluation for the year 2021-22, be and is hereby re-appointed as an independent director on the Board of the Company for a second term of five consecutive years, effective from February 12, 2023 to February 11, 2028.

RESOLVED FURTHER THAT pursuant to the provisions of section 149, 197 and other applicable provisions of the Act and the Rules made thereunder, Ms. Manali Bhagtani be paid such fees and profit-related commission as the Board may approve from time to time and subject to such limits, prescribed or as may be prescribed from time to time".

RESOLVED FURTHER THAT any director and / or company secretary of the company be and is hereby authorized to do all acts, deeds, matters and things as may be considered necessary, proper or desirable to give effect to this resolution."

Item No. 6

CHANGE IN ADDRESS OF REGISTERED OFFICE OF THE COMPANY

To consider, and if thought fit, to pass the following resolution as **Special Resolution:**

"RESOLVED THAT pursuant to the provisions of Section 12 of the Companies Act, 2013 read with the Companies (Incorporation) Rules, 2014 and other applicable provisions, including amendments thereto for the time being in force, the consent of the members

be and is hereby accorded for shifting of Registered office of the Company from its present location at C-105, MIDC Mahad Raigarh 402301 to Plot no. C-4, C-4/1, MIDC Lote Parshuram, Tal-Khed, Dist- Ratnagiri, 415722.

RESOLVED FURTHER THAT any director and / or company secretary of the company be and is hereby authorized to do all acts, deeds, matters and things as may be considered necessary, proper or desirable to give effect to this resolution."

Item No. 7

TO DISPOSE / SALE/ TRANSFER LEASE / LET OUT THE UNIT NO. I SITUATED AT C-105, MIDC MAHAD RAIGARH AND UNIT NO III SITUATED AT PLOT NO B-15 & B-16, MIDC LOTE PARSHURAM, KHED FOR EXPANSION AND CONSOLIDATION OF MANUFACTURING ACTIVITIES AT ONE PLACE I.E. UNIT NO. II SITUATED AT PLOT NO. C-4, C-4/1, MIDC LOTE PARSHURAM, KHED, RATNAGIRI

To consider and if thought fit, to pass with or without modification(s), the following resolution as **Special Resolution**:

"RESOLVED THAT pursuant to provisions of Section 180(1)(a) of the Companies Act, 2013 and all other applicable provisions, if any, of the Companies Act, 2013 and the rules made thereunder (including any statutory modification(s) or re-enactment(s) thereof for the time being in force) and in accordance with the Memorandum and Articles of Association of the Company, the consent of the members of the Company be and is hereby accorded to Sell, Lease or otherwise dispose of the whole or substantially the whole of the undertaking of the company Unit no I situated at Plot No C-105, MIDC Mahad, Raigad 402301 and Unit No III Situated at Plot No B-15 & B-16, MIDC Lote Parshuram, Tal- Khed- 415722.

RESOLVED FURTHER THAT the Board be and is hereby authorized in its sole and absolute discretion to do and perform all such deeds and matters as may be required or deemed necessary or incidental thereof and without further reference to shareholders, including to discuss, negotiate and finalise the terms and conditions for the sale of the above mentioned unit.

RESOLVED FURTHER THAT any director and / or company secretary of the company be and is hereby authorized to do all acts, deeds, matters and things as may be considered necessary, proper or desirable to give effect to this resolution."

Corporate Office
Office No. 506 & 507, 5th floor,
Midas, Sahar Plaza,
Andheri kurla road,
Andheri East,
MUMBAI 400059
Date: August 26, 2022

By Order of the Board
For LASA SUPERGENERIC
LIMITED

Ankita Shetty
Company Secretary & Compliance Officer

NOTES:

1. In view of the continuing social distancing norms due to Covid-19, the Ministry of Corporate Affairs ("MCA") issued its General Circular Nos. 14/2020 dated 8th April, 2020, 17/2020 dated 13th April, 2020, 20/2020 dated 5th May, 2020, the latest being 2/2022 dated 5th May, 2022 and Securities

Exchange Board of India (SEBI) vide its Circular No. SEBI/HO/CFD/CMD2/CIRP/P/2022/62 dated 13th May, 2022, and other applicable circulars issued in this regard, have allowed the companies to conduct AGM through VC/OAVM till 31st December, 2022 without physical presence of Members at a common venue. In accordance with the applicable provisions of the Act and the said Circulars of MCA and SEBI, the 7th AGM of the Company shall be conducted through VC/OAVM.

2. The deemed venue for the AGM shall be registered office of the company.
3. The Explanatory Statement pursuant to Section 102 of the Companies Act, 2013 ("Act") setting out material facts concerning the business under Item 4, 5, 6 and 7 of the Notice is annexed hereto. The relevant details, pursuant to Regulations 36(3) of the Securities and Exchange Board of India (Listing Obligations and Disclosure Requirements) Regulations, 2015 ("SEBI Listing Regulations") and Secretarial Standard on General Meetings issued by the Institute of Company Secretaries of India, in respect of Director seeking appointment/re-appointment at this Annual General Meeting ("E-AGM") is also annexed.
4. As the AGM shall be conducted through VC/OAVM, the facility for appointment of Proxy by a Member is not available for this AGM and hence the Proxy Form and Attendance Slip including Route Map are not annexed to this Notice.
5. Institutional / Corporate Shareholders (i.e. other than individuals / HUF, NRI, etc.) are required to send a scanned copy (PDF/JPG Format) of its Board or governing body Resolution/Authorization etc., authorizing its representative to attend the E-AGM through VC / OAVM on its behalf and to vote through remote e-voting. The said Resolution/ Authorization shall be sent to the Scrutinizer by email through its registered email address to amitrddadheech@gmail.com with a copy marked to helpdesk.evoting@cdslindia.com.
6. Members holding shares in physical form, in identical order of names, in more than one folio are requested to send to the Company or Bigshare Services Private Limited (BSPL), the details of such folios together with the share certificates for consolidating their holdings in one folio. A consolidated share certificate will be issued to such members after making requisite changes.
7. In case of joint holders, the member whose name appears as the first holder in the order of names as per the Register of members of the Company will be entitled to vote at the E-AGM.
8. The Board of Directors has recommended dividend of ₹0.25 (2.5 %) per equity share of the face value of ₹10 each for the year ended March 31, 2022 for the approval of shareholders and the same has been placed at this Annual General Meeting.
9. SEBI has mandated the submission of PAN, KYC details and nomination by holders of physical securities by March 31, 2023, and linking PAN with Aadhaar by March 31, 2022 vide its circular dated November 3, 2021 and December 15, 2021. Shareholders are requested to submit their PAN, KYC and nomination details to the Company's registrars Bigshare Services Private Limited at investor@bigshareonline.com. The

forms for updating the same are available at <https://lasalabs.com/>. Members holding shares in electronic form are, therefore, requested to submit their PAN to their depository participant(s). In case a holder of physical securities fails to furnish these details or link their PAN with Aadhaar before the due date, our registrars are obligated to freeze such folios.

10. Members may please note that SEBI vide its Circular No. SEBI/HO/MIRSD/MIRSD_RTAMB/P/CIR/2022/8 dated January 25, 2022 has mandated the listed companies to issue securities in dematerialized form only while processing service requests viz. Issue of duplicate securities certificate; claim from unclaimed suspense account; renewal/ exchange of securities certificate; endorsement; sub-division/splitting of securities certificate; consolidation of securities certificates/ folios; transmission and transposition. Accordingly, Members are requested to make service requests by submitting a duly filled and signed Form ISR – 4, the format of which is available on the Company's website at <https://lasalabs.com/> and on the website of the Company's Registrar and Transfer Agents, Bigshare Services Private Limited at <https://www.bigshareonline.com/Resources.aspx>. It may be noted that any service request can be processed only after the folio is KYC Compliant.
11. As per the provisions of Section 72 of the Act, the facility for submitting nomination is available for members in respect of the shares held by them. Members who have not yet registered their nomination are requested to register the same by submitting Form No. SH-13. The form can be downloaded from the Company's website at <https://lasalabs.com/>. Members are requested to submit these details to their DP in case the shares are held by them in electronic form, and to the RTA, in case the shares are held in physical form.
12. To support the 'Green Initiative', Members who have not yet registered their email addresses are requested to register the same with their Depository Participants ("DPs") in case the shares are held by them in electronic form and with Bigshare Services Private Limited in case the shares are held by them in physical form.
13. Members are requested to intimate changes, if any, pertaining to their name, postal address, email address, telephone/mobile numbers, to their DPs in case the shares are held in electronic form and to Bigshare Services Private Limited in case the shares are held in physical form.
14. In compliance with the provisions of section 108 of the Act and the Rules framed thereunder, the Members are provided with the facility to cast their vote electronically, through the remote e-voting services provided by Central Depository Services Limited (CDSL), on all resolutions set forth in this Notice. The facility of electronic voting system shall be made available at the E-AGM and the members attending the meeting who have not cast their vote by remote e-voting shall be able to exercise their right at the meeting through electronic voting system. The Members, whose names appear in the Register of Members / list of Beneficial Owners as on Monday, September 19, 2022 are entitled for remote e-voting on the Resolutions set forth in this Notice. Any person who is not a member as on the Cut-off date should treat this Notice for information purposes only.
15. The process and manner for e-voting and other details are also sent with Annual Report and forms part of the Notice.
16. All documents referred to in the Notice will be available for electronic inspection without any fees by the members from the date of circulation of this Notice up to the date of AGM, i.e. September 26, 2022. Members seeking to inspect such documents can send an email to investor@lasalabs.com/cs@lasalabs.com.
17. The Register of Directors and Key Managerial Personnel and their shareholding, maintained under Section 170 of the Companies Act, 2013 ("Act") and the Register of Contracts or Arrangements in which the directors are interested maintained under Section 189 of the Companies Act, will be available electronically for inspection by the members during the E-AGM.
18. Pursuant to the provisions of section 91 of the Companies Act 2013 and regulation 42 of the listing regulations, the Register of Members and Share Transfer Books of the Company will remain closed from Tuesday, September 20, 2022 to Monday, September 26, 2022 (Both days inclusive) for the purpose of payment of dividend.
19. Subject to the provision of section 126 of Companies Act 2013, dividend on equity shares if declared at the AGM, will be credited/dispatched within 30 days of AGM.
 - a) to all those shareholders holding shares in physical form, as per the details provided by share transfer agent of the Company i.e. Bigshare Services Private Limited to the Company, as of or before the closing hours on Monday, September 19, 2022.
 - b) to all those beneficial owners holding shares in electronic form, as per the beneficial ownership data made available to the Company by National Securities Depository Ltd. (NSDL) and the Central Depository Services (India) Ltd. (CDSL) as of the close of business hours on Monday, September 19, 2022.
20. As per the Listing Regulations and pursuant to SEBI Circular dated April 20, 2018 the Company shall use any electronic mode of payment approved by the Reserve Bank of India for making payment to the members. Accordingly, the dividend, if declared will be paid through electronic mode, where the bank account details of the shareholders required for this purpose are available. To ensure timely credit of dividend through electronic mode or physical instrument such as banker's cheque or demand draft, members are requested to notify change of address or particulars of their bank account, if any, to share transfer agent – Bigshare Services Private Limited and to their respective depository participants.
21. Members seeking any information with regard to the accounts or any matter to be placed at the E-AGM are requested to write to the Company atleast 10 days before the date of meeting i.e till September 15, 2022 through email on investor@lasalabs.com and cc to cs@lasalabs.com. The same will be replied by the Company suitably.

22. In compliance with the aforesaid MCA Circulars and SEBI Circular dated May 12, 2020 Notice of the E-AGM along with the Annual Report 2021-22 is being sent only through electronic mode to those Members whose email addresses are registered with the Company / Depositories. Members may note that the Notice and Annual Report 2021-22 will also be available on the Company's website www.lasalabs.com and websites of the Stock Exchanges i.e. BSE Limited and National Stock Exchange of India Limited at www.bseindia.com and www.nseindia.com respectively, and on the website of CDSL at www.evotingindia.com.
23. Members attending the E-AGM through VC / OAVM shall be counted for the purpose of reckoning the quorum under Section 103 of the Companies Act.
24. Members are requested to:
 - a. Intimate to the Company's Registrar and Share Transfer Agent/Depository Participant, changes, if any, in their respective addresses along with Pin Code number at an early date.
 - b. Quote folio numbers/DP ID – Client ID in all their correspondence.
 - c. Consolidate holdings into one folio in case of multiplicity of folios with names in identical order.
 - d. Update Bank details with the Registrar and Share Transfer Agent / Depository Participant to avail receipt of dividend by ECS/ NECS facility.
25. Non-Resident Shareholders are requested to inform the Company immediately about:
 - a. The change in the Residential Status on return to India for permanent settlement;
 - b. The particulars of NRE Bank Account maintained in India with complete name and address of the Bank, if not furnished earlier.
26. Amit R. Dadheech & Associates, Practicing Company Secretaries has been appointed as Scrutinizer to scrutinize the e-voting process in a fair and transparent manner.
27. Dispatch of Notice and Annual Report, etc. to Shareholders in compliance with the MCA Circulars and SEBI Circulars, the Annual Report including the notice of the E-AGM is being sent only through electronic mode to those members whose email IDs are registered with the Company / Depository Participant(s) and are holding shares of the Company as on Friday, 26 August, 2022 being the cut-off date for the purpose.

THE INTRUCTIONS OF SHAREHOLDERS FOR E-VOTING AND JOINING VIRTUAL MEETINGS ARE AS UNDER:

- (i) The voting period begins on September 23, 2022 at 10.00 A.M. and ends on September 25, 2022 at 5.00 P.M. During this period shareholders' of the Company, holding shares either in physical form or in dematerialized form, as on the cut-off date (record date) of September 19, 2022 may cast their vote electronically. The e-voting module shall be disabled by CDSL for voting thereafter.
- (ii) Shareholders who have already voted prior to the meeting date would not be entitled to vote at the meeting.
- (iii) Pursuant to SEBI Circular No. **SEBI/HO/CFD/CMD/CIR/P/2020/242 dated 09.12.2020**, under Regulation 44 of Securities and Exchange Board of India (Listing Obligations and Disclosure Requirements) Regulations, 2015, listed entities are required to provide remote e-voting facility to its shareholders, in respect of all shareholders' resolutions. However, it has been observed that the participation by the public non-institutional shareholders/retail shareholders is at a negligible level.

Currently, there are multiple e-voting service providers (ESPs) providing e-voting facility to listed entities in India. This necessitates registration on various ESPs and maintenance of multiple user IDs and passwords by the shareholders.

In order to increase the efficiency of the voting process, pursuant to a public consultation, it has been decided to enable e-voting to **all the demat account holders, by way of a single login credential, through their demat accounts/ websites of Depositories/ Depository Participants**. Demat account holders would be able to cast their vote without having to register again with the ESPs, thereby, not only facilitating seamless authentication but also enhancing ease and convenience of participating in e-voting process.

- (iv) In terms of **SEBI circular no. SEBI/HO/CFD/CMD/CIR/P/2020/242 dated December 9, 2020** on e-Voting facility provided by Listed Companies, Individual shareholders holding securities in demat mode are allowed to vote through their demat account maintained with Depositories and Depository Participants. Shareholders are advised to update their mobile number and email Id in their demat accounts in order to access e-Voting facility.

Pursuant to above said SEBI Circular, Login method for e-Voting and joining virtual meetings **for Individual shareholders holding securities in Demat mode CDSL/NSDL** is given below:

Type of shareholders	Login Method
Individual Shareholders holding securities in Demat mode with CDSL	<ol style="list-style-type: none"> 1) Users who have opted for CDSL Easi / Easiest facility, can login through their existing user id and password. Option will be made available to reach e-Voting page without any further authentication. The URL for users to login to Easi / Easiest are https://web.cdslindia.com/myeasi/home/login or visit www.cdslindia.com and click on Login icon and select New System Myeasi. 2) After successful login the Easi / Easiest user will be able to see the e-Voting option for eligible companies where the evoting is in progress as per the information provided by company. On clicking the evoting option, the user will be able to see e-Voting page of the e-Voting service provider for casting your vote during the remote e-Voting period or joining virtual meeting & voting during the meeting. Additionally, there is also links provided to access the system of all e-Voting Service Providers i.e. CDSL/NSDL/KARVY/LINKINTIME, so that the user can visit the e-Voting service providers' website directly. 3) If the user is not registered for Easi/Easiest, option to register is available at https://web.cdslindia.com/myeasi/Registration/EasiRegistration 4) Alternatively, the user can directly access e-Voting page by providing Demat Account Number and PAN No. from a e-Voting link available on www.cdslindia.com home page or click on https://evoting.cdslindia.com/Evoting/EvotingLogin The system will authenticate the user by sending OTP on registered Mobile & Email as recorded in the Demat Account. After successful authentication, user will be able to see the e-Voting option where the evoting is in progress and also able to directly access the system of all e-Voting Service Providers.
Individual Shareholders holding securities in demat mode with NSDL	<ol style="list-style-type: none"> 1) If you are already registered for NSDL IDeAS facility, please visit the e-Services website of NSDL. Open web browser by typing the following URL: https://eservices.nsdl.com either on a Personal Computer or on a mobile. Once the home page of e-Services is launched, click on the "Beneficial Owner" icon under "Login" which is available under 'IDeAS' section. A new screen will open. You will have to enter your User ID and Password. After successful authentication, you will be able to see e-Voting services. Click on "Access to e-Voting" under e-Voting services and you will be able to see e-Voting page. Click on company name or e-Voting service provider name and you will be re-directed to e-Voting service provider website for casting your vote during the remote e-Voting period or joining virtual meeting & voting during the meeting. 2) If the user is not registered for IDeAS e-Services, option to register is available at https://eservices.nsdl.com. Select "Register Online for IDeAS "Portal or click at https://eservices.nsdl.com/SecureWeb/IdeasDirectReg.jsp 3) Visit the e-Voting website of NSDL. Open web browser by typing the following URL: https://www.evoting.nsdl.com/ either on a Personal Computer or on a mobile. Once the home page of e-Voting system is launched, click on the icon "Login" which is available under 'Shareholder/ Member' section. A new screen will open. You will have to enter your User ID (i.e. your sixteen digit demat account number hold with NSDL), Password/OTP and a Verification Code as shown on the screen. After successful authentication, you will be redirected to NSDL Depository site wherein you can see e-Voting page. Click on company name or e-Voting service provider name and you will be redirected to e-Voting service provider website for casting your vote during the remote e-Voting period or joining virtual meeting & voting during the meeting.
Individual Shareholders (holding securities in demat mode) login through their Depository Participants	You can also login using the login credentials of your demat account through your Depository Participant registered with NSDL/CDSL for e-Voting facility. After Successful login, you will be able to see e-Voting option. Once you click on e-Voting option, you will be redirected to NSDL/CDSL Depository site after successful authentication, wherein you can see e-Voting feature. Click on company name or e-Voting service provider name and you will be redirected to e-Voting service provider website for casting your vote during the remote e-Voting period or joining virtual meeting & voting during the meeting.

Important note: Members who are unable to retrieve User ID/ Password are advised to use Forget User ID and Forget Password option available at abovementioned website.

Helpdesk for Individual Shareholders holding securities in demat mode for any technical issues related to login through Depository i.e. CDSL and NSDL

Login type	Helpdesk details
Individual Shareholders holding securities in Demat mode with CDSL	Members facing any technical issue in login can contact CDSL helpdesk by sending a request at helpdesk.evoting@cdslindia.com or contact at 022- 23058738 and 22-23058542-43.
Individual Shareholders holding securities in Demat mode with NSDL	Members facing any technical issue in login can contact NSDL helpdesk by sending a request at evoting@nsdl.co.in or call at toll free no.: 1800 1020 990 and 1800 22 44 30

(v) Login method for e-Voting and joining virtual meetings for **Physical shareholders and shareholders other than individual holding in Demat form.**

- 1) The shareholders should log on to the e-voting website www.evotingindia.com.
- 2) Click on "Shareholders" module.
- 3) Now enter your User ID:
 - a. For CDSL: 16 digits beneficiary ID,
 - b. For NSDL: 8 Character DP ID followed by 8 Digits Client ID,
 - c. Shareholders holding shares in Physical Form should enter Folio Number registered with the Company.
- 4) Next enter the Image Verification as displayed and Click on Login.
- 5) If you are holding shares in demat form and had logged on to www.evotingindia.com and voted on an earlier e-voting of any company, then your existing password is to be used.
- 6) If you are a first-time user follow the steps given below:

	For Physical shareholders and other than individual shareholders holding shares in Demat.
PAN	Enter your 10 digit alpha-numeric *PAN issued by Income Tax Department (Applicable for both demat shareholders as well as physical shareholders) <ul style="list-style-type: none"> Shareholders who have not updated their PAN with the Company/Depository Participant are requested to use the sequence number sent by Company/RTA or contact Company/RTA.
Dividend Bank Details OR Date of Birth (DOB)	Enter the Dividend Bank Details or Date of Birth (in dd/mm/yyyy format) as recorded in your demat account or in the company records in order to login. <ul style="list-style-type: none"> If both the details are not recorded with the depository or company, please enter the member id / folio number in the Dividend Bank details field.

- (vi) After entering these details appropriately, click on "SUBMIT" tab.
- (vii) Shareholders holding shares in physical form will then directly reach the Company selection screen. However, shareholders holding shares in demat form will now reach 'Password Creation' menu wherein they are required to mandatorily enter their login password in the new password field. Kindly note that this password is to be also used by the demat holders for voting for resolutions of any other company on which they are eligible to vote, provided that company opts for e-voting through CDSL platform. It is strongly recommended not to share your password with any other person and take utmost care to keep your password confidential.
- (viii) For shareholders holding shares in physical form, the details can be used only for e-voting on the resolutions contained in this Notice.
- (ix) Click on the EVSN for the relevant Lasa Supergenerics Limited on which you choose to vote.
- (x) On the voting page, you will see "RESOLUTION DESCRIPTION" and against the same the option "YES/NO" for voting. Select the option YES or NO as desired. The option YES implies that you assent to the Resolution and option NO implies that you dissent to the Resolution.
- (xi) Click on the "RESOLUTIONS FILE LINK" if you wish to view the entire Resolution details.
- (xii) After selecting the resolution, you have decided to vote on, click on "SUBMIT". A confirmation box will be displayed. If you wish to confirm your vote, click on "OK", else to change your vote, click on "CANCEL" and accordingly modify your vote.
- (xiii) Once you "CONFIRM" your vote on the resolution, you will not be allowed to modify your vote.
- (xiv) You can also take a print of the votes cast by clicking on "Click here to print" option on the Voting page.
- (xv) If a demat account holder has forgotten the login password then Enter the User ID and the image verification code and click on Forgot Password & enter the details as prompted by the system.
- (xvi) **Additional Facility for Non – Individual Shareholders and Custodians –For Remote Voting only.**
 - Non-Individual shareholders (i.e. other than Individuals, HUF, NRI etc.) and Custodians are required to log on to www.evotingindia.com and register themselves in the "Corporates" module.
 - A scanned copy of the Registration Form bearing the stamp and sign of the entity should be emailed to helpdesk.evoting@cdslindia.com.
 - After receiving the login details a Compliance User should be created using the admin login and password. The Compliance User would be able to link the account(s) for which they wish to vote on.
 - The list of accounts linked in the login should be mailed to helpdesk.evoting@cdslindia.com and on approval of the accounts they would be able to cast their vote.

- A scanned copy of the Board Resolution and Power of Attorney (POA) which they have issued in favour of the Custodian, if any, should be uploaded in PDF format in the system for the scrutinizer to verify the same.
- Alternatively Non Individual shareholders are required to send the relevant Board Resolution/ Authority letter etc. together with attested specimen signature of the duly authorized signatory who are authorized to vote, to the Scrutinizer and to the Company at the email address viz; cs@lasalabs.com, if they have voted from individual tab & not uploaded same in the CDSL e-voting system for the scrutinizer to verify the same.

INSTRUCTIONS FOR SHAREHOLDERS ATTENDING THE AGM THROUGH VC/OAVM & E-VOTING DURING MEETING ARE AS UNDER:

1. The procedure for attending meeting & e-Voting on the day of the AGM is same as the instructions mentioned above for e-voting.
2. The link for VC/OAVM to attend meeting will be available where the EVSN of Company will be displayed after successful login as per the instructions mentioned above for e-voting.
3. Shareholders who have voted through Remote e-Voting will be eligible to attend the meeting. However, they will not be eligible to vote at the AGM.
4. Shareholders are encouraged to join the Meeting through Laptops / IPads for better experience.
5. Further shareholders will be required to allow Camera and use Internet with a good speed to avoid any disturbance during the meeting.
6. Please note that Participants Connecting from Mobile Devices or Tablets or through Laptop connecting via Mobile Hotspot may experience Audio/Video loss due to Fluctuation in their respective network. It is therefore recommended to use Stable Wi-Fi or LAN Connection to mitigate any kind of aforesaid glitches.
7. Shareholders who would like to express their views/ask questions during the meeting may register themselves as a speaker by sending their request in advance atleast **10 days prior to meeting** mentioning their name, demat account number/folio number, email id, mobile number at cs@lasalabs.com. The shareholders who do not wish to speak during the AGM but have queries may send their queries in advance **7 days prior to meeting** mentioning their name, demat account number/folio number, email id, mobile number at cs@lasalabs.com. These queries will be replied to by the company suitably by email.
8. Those shareholders who have registered themselves as a speaker will only be allowed to express their views/ask questions during the meeting.
9. Only those shareholders, who are present in the AGM through VC/OAVM facility and have not casted their vote on the Resolutions through remote e-Voting and are otherwise not barred from doing so, shall be eligible to vote through e-Voting system available during the AGM.
10. If any Votes are cast by the shareholders through the e-voting available during the AGM and if the same shareholders have not participated in the meeting through VC/OAVM facility,

then the votes cast by such shareholders shall be considered invalid as the facility of e-voting during the meeting is available only to the shareholders attending the meeting.

PROCESS FOR THOSE SHAREHOLDERS WHOSE EMAIL/MOBILE NO. ARE NOT REGISTERED WITH THE COMPANY/DEPOSITORIES.

1. For Physical shareholders- please provide necessary details like Folio No., Name of shareholder, scanned copy of the share certificate (front and back), PAN (self attested scanned copy of PAN card), AADHAR (self-attested scanned copy of Aadhar Card) by email to investor@bigshareonline.com.
2. For Demat shareholders-, Please update your email id & mobile no. with your respective Depository Participant (DP)
3. For Individual Demat shareholders – Please update your email id & mobile no. with your respective Depository Participant (DP) which is mandatory while e-Voting & joining virtual meetings through Depository.

If you have any queries or issues regarding attending AGM & e-Voting from the CDSL e-Voting System, you can write an email to helpdesk.evoting@cdslindia.com or contact at 022- 23058738 and 022-23058542/43.

All grievances connected with the facility for voting by electronic means may be addressed to Mr. Rakesh Dalvi, Sr. Manager, (CDSL,) Central Depository Services (India) Limited, A Wing, 25th Floor, Marathon Futurex, Mafatlal Mill Compounds, N M Joshi Marg, Lower Parel (East), Mumbai- 400013 or send an email to helpdesk.evoting@cdslindia.com or call on 022-23058542/43.

For and on behalf of the Board of Directors of
LASA SUPERGENERICS LIMITED

Corporate Office

Office No. 506 & 507, 5th floor,
Midas, Sahar Plaza, Andheri kurla road,
Andheri East MUMBAI 400059

Date: August 26, 2022

Sd/-

Ankita Shetty

Company Secretary & Compliance Officer

EXPLANATORY STATEMENT IN RESPECT OF THE SPECIAL BUSINESS PURSUANT TO SECTION 102 OF THE COMPANIES ACT, 2013

As required by Section 102 of the Companies Act, 2013 ("Act"), the following explanatory statement sets out all material facts relating to the business mentioned under Item Nos. 4, 5, 6 and 7 of the accompanying Notice:

ITEM NO. 4 TO THE NOTICE

The Board, on the recommendation of the Audit Committee, has approved the appointment of M/s V.J. Talati & Co, Practicing Cost Accountants, (Firm Registration No.R00213), as Cost Auditors to conduct the audit of the cost records of the Company for the financial year 2022-23 at a remuneration of ₹1,28,100/- plus out of pocket expenses and applicable taxes.

In accordance with the provisions of Section 148 of the Act read with the Companies (Audit and Auditors) Rules, 2014, as amended, the remuneration payable to the Cost Auditors is required to be

ratified by the members of the Company. Accordingly, consent of the members is sought for passing an ordinary resolution as set out at Item No. 4 of the Notice of the E-AGM for ratification of remuneration payable to the Cost Auditors for the financial year ending March 31, 2023.

None of the Directors, Key Managerial Personnel and their relatives are, in any way, concerned or interested, financially or otherwise, in the proposed resolution.

The Board recommends the passing of the resolution as set out at Item No. 4 for the approval of members.

ITEM NO. 5 TO THE NOTICE

Based on the recommendations of Nomination and Remuneration Committee, the Board of Directors at its meeting held on February 12, 2018 appointed Ms. Manali Bhagtani as independent director of the Company for the first term of consecutive period of 5 years from February 12, 2018 up to February 11, 2023.

Committee considering her skills, experience & knowledge she possesses and the report of performance evaluation for the financial year 2021-22, the Board at its meeting held on August 08, 2022 recommended for the approval of the members, the re-appointment of Ms. Manali Bhagtani for a second term of five consecutive years with effect from February 12, 2023 to February 11, 2028 in terms of section 149 read with Schedule IV to the Act and Listing Regulations or any amendment thereto or modification thereof.

In accordance with section 149(10) and (11) of the Act, an independent director shall hold office for a term up to five consecutive years on the Board of a Company, but shall be eligible for re-appointment on passing of a special resolution by the Company and disclosure of such appointment in the Board's report. Ms. Manali fulfils the requirement of an independent director as laid down under section 149(6) of the Act and regulation 16 of the Listing Regulations.

In respect of the said appointment, a notice in writing in the prescribed manner as required by section 160 of the Act, as amended and rules made thereunder has been received by the Company, regarding her candidature for the office of the director.

Ms. Manali has given her consent for the said re-appointment and has also submitted the declaration of independence, as required pursuant to section 149(7) of the Act, stating that she meets the criteria of independence as provided in section 149(6) and regulation 16 of the Listing Regulations and is not disqualified from being appointed as a director in terms of section 164 of the Act.

The terms and conditions of appointment of independent directors shall be available for inspection through electronic mode and the same shall also be available at the Company's website <https://lasalabs.com>.

The Board is of the opinion that Ms. Manali possesses requisite skills, experience and knowledge relevant to the Company's business and it would be of immense benefit to the Company to continue to have her association with the Company as independent director of the Company.

According to section 152 of the Act, read with Schedule IV of the Act, in the opinion of the Board, the proposed re-appointment fulfils the conditions specified in the Act and the rules made thereunder.

Shareholding in the Company: Nil

Nature of expertise in specific functional areas: Financial reporting and consultancy

She is not related to any key managerial personnel of the Company.

None of the directors or key managerial personnel or their relatives is directly or indirectly concerned or interested, financially or otherwise in the Company.

The Board recommends the passing of the resolution as set out at Item No. 5 for the approval of members.

ITEM NO. 6 TO THE NOTICE

The registered office of the Company is situated at C-105, MIDC Mahad Raigad 402301. Due to temporary shutdown of the operation in the Mahad Unit the Board of Directors are proposing shifting of the registered office of the Company to Plot no .C-4, C-4/1, MIDC Lote Parshuram , Tal-Khed , Ratnagiri , Pin 415722.

In accordance with the provisions of Section 12(5) of the Companies Act, 2013 except on the authority of a special resolution passed by the Company, the registered office of the Company shall not be changed, outside the local limits of any city, town or village where such office is situated.

None of the Directors, Key Managerial Personnel and their relatives are, in any way, concerned or interested, financially or otherwise, in the proposed resolution.

The Board recommends the passing of the Special resolution as set out at Item No. 6 for the approval of members.

ITEM NO. 7 TO THE NOTICE

Taking stock of recent incidents in last few years such as Fire. Floods, Statutory Hurdles, Political Turmoil and other issues such as Transportation etc Board of the company have decided to consolidate entire manufacturing activities of all units into single Unit No. II situated at Plot no .C-4, C-4/1, MIDC Lote Parshuram, Tal -Khed, Dist- Ratnagiri, Pin-415722 and dispose / lease/sell other 2 units of the company situated at Unit no I situated at Plot No C-105, MIDC Mahad, Raigad 402301 and Unit No III Situated at Plot No B-15 & B-16, MIDC Lote Parshuram , Tal- Khed- 415722.

None of the Directors, Key Managerial Personnel and their relatives are, in any way, concerned or interested, financially or otherwise, in the proposed resolution.

The Board recommends the passing of the resolution as set out at Item No. 7 for the approval of members.

ANNEXURE TO THE NOTICE

DETAILS OF THE DIRECTORS SEEKING APPOINTMENT OR RE-APPOINTMENT

In pursuance of regulation 36(3) SEBI (Listing Obligation and Disclosure Requirements) Regulations 2015 and Secretarial Standard-2

Name of Director	Dr. Omkar Pravin Herlekar
Director Identification No.	01587154
Date of Birth	March 13,1981
Date of appointment on Board	May 02, 2017
Nationality	Indian
Qualifications	Doctorate in Philosophy (Science) from the Institute of Chemical Technology, Mumbai and a degree of Masters of Science (By Research) (Theory) from University of Mumbai
Expertise in specific functional areas	<p>Dr. Omkar P. Herlekar is the Chairman and Managing Director of Lasa Supergenerics Limited. Upon assuming the leadership of Lasa, Dr. Herlekar charted a multi-pronged approach for its corporate growth. Envisioning a global presence for the group, Dr. Herlekar played a pivotal role in establishing marketing set-up across and outside India. Lasa places immense focus on research. Dr. Herlekar has played a pivotal role in embryonic the group's 'Catalyst Chemistry' division that focuses on development of veterinary APIs and breakthrough innovations. His contributions are widely acclaimed in the industry circles. Under his leadership, Lasa achieved new milestones and offered several innovations with the help of 'backward integration'. Herlekar's visionary and astute entrepreneurial leadership resulted in Lasa emerging as one of the leading animal healthcare conglomerates in India, driven by research, and strategic thinking on a global scale. His clear vision, steady guidance and boundless passion for organic chemistry serve as catalysts for the steady and continued expansion of the group.</p> <p>He also holds number of 'process patents' to his credit. Dr. Herlekar spearheads business development, expansion initiatives, financial management, investment and regulatory affairs. He has a team of experienced technocrats who are dedicated towards scaling the group to greater heights through innovation and excellence, thereby creating value for its stakeholders.</p>
List of Directorships held in Other Companies (Excluding Foreign, Private and Section 8 Companies)	N.A
Memberships/ Chairmanships of Audit and Stakeholders' Relationships Committees across Public Companies	Membership – 1 (One):- Member in Audit committee Lasa Supergenerics Limited.
Number of shares held in the Company	2,40,62,211*
Relationships between the Directors inter-se	N.A

*as on March 31,2022, Mr. Omkar Herlekar held 2,40,62,211 Equity Shares of the company from which certain shares were encumbered and certain invocation of encumbrances took place details of which are available on the website of Stock Exchanges.

BOARD'S REPORT

To,
The Members
Lasa Supergenerics Limited

Dear Members,

The Directors are pleased to present you the Business Performance along with the audited financial statements for the year ended 31st March, 2022.

Financial Highlights:

Particular	Amount (₹ In Lakhs)	
	March 31, 2022	March 31, 2021
Income from operations	13712.67	20237.95
Other Income	5.74	5.76
Total Income	13718.40	20243.71
Expenditure	12149.4	15515.85
Profit/ (Loss) before Depreciation, Interest and Tax	1569	4727.86
Less: Depreciation	1399.91	1582.41
Profit/ (loss) before Interest and Tax	169.09	3145.45
Less: Financial Charges	4.03	196.31
Profit/ (Loss) Before Extraordinary Items & Tax	165.06	2949.14
Less: Exceptional Items	786.02	-
Add Excess Depreciation due to change in Depreciation method from WDV to SLM.	-	-
Less: (Excess)/ Short Tax Provision	61.99	(90.79)
Less: Provision for Taxation	-	197.46
Add : Deferred Tax Income / (Expenditure)	(146.23)	564.70
Profit / (Loss) After Tax	(536.72)	2277.77
Add: Prior Period Income /(Expenditure) (Net)	-	-
Add: Other Comprehensive Income	6.10	1.77
Profit / (Loss) for the Year	(530.62)	2279.54

Note: Figures of Previous year have been regrouped / reclassified wherever necessary, to confirm to this periods classification.

➤ RESULTS OF OPERATIONS

The total revenue from operations for the year ended March 31, 2022 was ₹ 13,712.67 Lakhs as compared to ₹ 20,237.95 Lakhs, for the year under review. Your Company has reported earnings before interest, depreciation and tax of ₹ 1,569 Lakhs, compared to ₹ 4,727.86 lakhs in the previous year.

➤ AMOUNT TO BE CARRIED TO RESERVE:

The Company has not transferred any amount to the reserves during the period under review.

➤ FINANCIAL LIQUIDITY

As at March 31, 2022, your company had liquid assets of ₹ 17,19.18 Lakhs as against ₹ 440.00 Lakhs at the previous year end.

Your company maintains sufficient cash reserves to meet its operations and strategic objectives.

➤ DEPOSITS:

During the year, the company has not accepted any deposits from public within the purview of Section 73 & 74 of the Act read with companies (Acceptance of Deposits) Rules, 2014 and, as such, no amount of principal or interest was outstanding as of the Balance Sheet date. The company has no deposit which is not in compliance with the provisions of chapter V of the Act and as the Companies (Acceptance of Deposit) Rules, 2014.

➤ PARTICULARS OF LOANS, GUARANTEE OR INVESTMENTS U/S 186:

Details of Loans, Guarantees and Investments covered under the provisions of Section 186 of the Act and Schedule of the SEBI (Listing Obligation and Disclosure Requirements) Regulations 2015 (hereinafter referred to as "SEBI Listing Regulations, 2015") have been provided in the notes to the Financial Statements forming a part of this annual report.

➤ MATERIAL CHANGES AND COMMITMENT

• Increase in Authorised Share Capital of the Company

The Company has increased its Authorized Share Capital from ₹ 500,000,000 to ₹ 1,000,000,000.

During the period under review, there has been change by way of increase in the Authorised share capital of the Company which stands at ₹ 1,000,000,000/- (Rupees One Hundred Crores) divided into 10,00,00,000 (Ten Crore only) equity shares of ₹ 10/- each.

• Suit for Permanent Injunction against Competitor

During the year, company has filed suit for permanent injunction restraining infringement of its Patent, Tortious interference, Confidential Breach and Misuse of information, unfair trading etc. rendition of accounts and damages in respect of Indian Patent no. 326628 in respect of an invention titled "AN IMPROVED PROCESS FOR THE PREPARATION OF METHYL 5 (PROPYLTHIO)-1H-BENZO [D] IMIDAZOL-2-YLCARBAMATE", which protects the process for manufacture of a product named Albendazole, filing aimed to prevent the unauthorized use and disclosure of the confidential information owned by Lasas, to prevent the acts of interference in the business activities, to prevent interference in contractual obligations, to prevent the inducement and incitement to the contractual employees, unfair trading before the Commercial Division of the Hon'ble Bombay High Court against Lohita Lifescience Pvt Ltd and others

• Abrupt closure issued by Pollution Control Board

During the year, Maharashtra Pollution Control Board issued abrupt closure against the units of the company without any base due to which the manufacturing activities of the company were stopped temporarily however, to meet exigencies and cater requirements without affecting business the company managed to outsource certain production stages which were hampered besides company also approached Hon'ble High Court challenging allegations of State Pollution Control Board.

• Hon'ble High Court of Judicature at Bombay ordered "Closure dated 06.10.2021 of MPCB shall not be acted on and it shall be treated as show cause Notice"

During the year, upon challenging the abrupt closure of State Pollution control Board, company received an Order from Hon'ble High Court setting aside disconnection of electricity and water supply on notice of MPCB and also ordered that closure order 06.10.2021 of State Pollution Control Board issued to the company shall be treated as show cause notice, the company could successfully re-start its mother unit.

• Filing of Application before NCLT under Section 7 of Insolvency and Bankruptcy Code, 2016

During the period under review, Bank of Baroda has filed a petition under Section 7 of Insolvency and Bankruptcy Code, 2016 alleging default in payment amounting to ₹ 26,79,46,546.25 (Twenty Six crore Seventy nine lakhs

forty six thousand five hundred and forty six rupees and twenty five paise) (Including alleged interest and penalties) and seeking initiation of Corporate Insolvency Resolution Process (CIRP) against the Company.

However, there was written settlement confirmed by the Bank with the company at certain amount which going further changed with condition by the Bank arbitrarily for which the said alleged loan stood sub-judice, presently the matter is pending in appropriate courts.

• Temporary shutdown of Mahad Unit

One of your company's Unit, C-105 MIDC Mahad, Mahad was not operational since May 2022 due to some pending statutory approvals/renewals, on-going rain which could again cause calamity like last year, other issues surfaced in the company, mismanagement of inventory, possible reported theft issues which are under investigation.

The management took the stock of the situation and reached to a conclusion that immediate restarting of the unit would not be possible and feasible on account of various stated reasons. The management has therefore taken a decision to keep the unit temporarily shut.

➤ RELATED PARTY TRANSACTION:

All Related Party Transactions that were entered during the Financial Year under review were on an arm's length basis, in the ordinary course of business and are in compliance with the applicable provisions of the Companies Act, 2013 and the Listing Regulations. There were no materially significant Related Party Transactions made by the Company during the year that required shareholders' approval under Regulation 23 of the SEBI (Listing Obligations and Disclosures Requirements) Regulation 2015.

All related party transactions were placed before the Audit Committee for their review and approval. Prior approval of audit committee is obtained for all Related Party Transactions. Prior omnibus approval of the Audit Committee is obtained for the transactions which are repetitive in nature or when the need for these cannot be foreseen in advance.

None of the transactions entered with Related Parties fall under the scope of Section 188(1) of the Act. Details of transactions with Related Parties as required under Section 134(3)(h) of the Act read with Rule 8(2) of the Companies (Accounts) Rules, 2014 are given in Form AOC- 2 and forms part of this Annual Report.

➤ STATE OF COMPANY'S AFFAIRS:

The Company is engaged in the business of manufacturing, trading, producing, processing, preparing, treating chemicals, API, Pharmaceuticals, drugs, etc. there is no change in the business of the Company during the financial year ended March 31, 2022.

➤ DIVIDEND:

Your directors are pleased to recommend a dividend of ₹ 0.25 (2.5%) per equity share for the financial year ended March 31, 2022. The payment of Final Dividend is subject

to the approval of Members at the ensuing Annual General Meeting scheduled to be held on September 26, 2022, which will be paid, within the time period stipulated under the provision of section 123 to 127 of Companies Act, 2013 (subject to deduction of Tax at source and other tax if any).

In view of the changes made under the Income-tax Act, 1961, by the Finance Act, 2020, dividends paid or distributed by the Company shall be taxable in the hands of the Shareholders. The Company shall, accordingly, make the payment of the final dividend after deduction of tax at source.

➤ **SHARE CAPITAL:**

The Authorised Share Capital of the Company is ₹ 1,00,00,00,000/- (Rupees Hundred Crore only) divided into 10,00,00,000 Equity Shares of ₹ 10/- each. The Paid up Share Capital of the Company is ₹ 406726680 (Forty Crore Sixty Seven Lakh Twenty Six Thousand Six Hundred and Eighty) divided into 40672668 (Four Crore Six Lakh Seventy Two Thousand Six Hundred Sixty Eight) of ₹ 10/- each.

➤ **DIRECTORS AND KEY MANAGERIAL PERSONNEL**

The Directors of your company are well experienced with expertise in their respective fields of technical, finance, strategic and operational management and administration. None of the directors of your company are disqualified under the provision of companies Act 2013. During the period under review, no Non-Executive Director of your Company had any pecuniary relationship or transactions with the Company except as stated elsewhere in this Report and in the notes to the accounts.

The day-to-day operations of your Company are managed by its Key Managerial Persons ("KMP") viz. the Managing Director, Executive Director (Technical), the Chief Financial Officer.

Dr. Omkar Herlekar (DIN: 01587154) executive director of the company is retiring by rotation and being eligible, has offered himself for re-appointment at the ensuing Annual General Meeting.

The Board of Directors at their meeting held on November 14, 2021 appointed Ms. Ankita Shetty (A65815) as Company Secretary and Compliance Officer w.e.f. November 15, 2021.

As required under the provisions of Section 203 of the Act, Dr. Omkar Herlekar (DIN 01587154), Chairman & Managing Director, , Mr. Shivanand Hegde (DIN: 00185508) Executive Director, Mr. Ravishankar Ramprasad Kabra, Chief Financial Officer of the Company and Ms. Ankita Shetty, Company Secretary are the Key Managerial Personnel of your Company as on the date of this Report.

➤ **FAMILIARISATION PROGRAMME FOR THE INDEPENDENT DIRECTORS:**

In compliance with the requirements of Regulation 25 (7) of the Listing Regulations, 2015, the Company has put in place a Familiarization Programme for Independent Directors to familiarize them with the Company, their roles, rights, responsibilities in the Company, nature of the industry in which the Company operates, business model etc. The details

of the Familiarization Programme conducted are available on the website of the Company www.lasalabs.com

➤ **ANNUAL EVALUATION OF PERFORMANCE OF THE BOARD, ITS COMMITTEES AND INDIVIDUAL DIRECTOR:**

During the year, the evaluation of the annual performance of individual directors including the Chairman of the Company and Independent Directors, Board and Committees of the Board was carried out under the provisions of the Act and relevant Rules and the Corporate Governance requirements as prescribed under Regulation 17 of Listing Regulations, 2015 and the circular issued by SEBI dated January 5, 2017 with respect to Guidance Note on Board Evaluation. The Nomination and Remuneration Committee had approved the indicative criteria for the evaluation based on the SEBI Guidance Note on Board Evaluation.

The Board's functioning was evaluated on various aspects, of the Board, functions of the Board, degree of fulfillment of key responsibilities, establishment and delineation of responsibilities to various Committees, effectiveness of Board processes, information and functioning. The Committees of the Board were assessed on the degree of fulfillment of key responsibilities, adequacy of Committee composition and effectiveness of Meetings.

The Directors were evaluated on aspects such as attendance, contribution at Board / Committee Meetings and guidance / support to the Management outside Board / Committee Meetings.

The performance assessment of Non-Independent Directors, Board as a whole and the Chairman were evaluated in separate meetings of Independent Directors.

The same was also discussed in the meetings of Nomination and Remuneration Committee and the Board. Performance evaluation of Independent Directors was done by the entire Board, excluding the Independent Director being evaluated.

➤ **COMMITTEE COMPOSITION:**

The details pertaining to composition of Committees are included in the Corporate Governance Report, which forms a part of this Report **Annexure II**

➤ **HUMAN RESOURCES:**

Our company recognizes that employees are the most valuable resource and endeavors to enable its employees to meet business requirements while meeting their career aspirations. The Human Resource agenda continues to support the business in achieving sustainable and responsible growth by building the right capabilities in the organization. It continues to focus on progressive employee relations policies and building a high-performance culture with a growth mind-set where employees are engaged, productive and efficient. Our company has in place duly approved PPM (Personnel Policy Manual) indicating roles and responsibilities of human force in the company.

➤ **DECLARATION BY AN INDEPENDENT DIRECTOR:**

The Company has received declarations from all Independent directors of the company confirming that they comply with

the criteria of independence as prescribed under sub-section (6) of Section 149 of the Act and as per SEBI (Listing Obligations and Disclosure Requirements) Regulations, 2015 ("Listing Regulations, 2015").

➤ **NUMBER OF MEETINGS OF THE BOARD**

The Board of Directors of the Company met 5 (Five) times during the financial year. The details of Board Meetings and attendance of the Director in the Board meeting are provided in the Corporate Governance Report, which forms part of this Annual Report. For details of meetings of the Board, please refer to the Corporate Governance Report, annexed as **Annexure II**

➤ **POLICIES OF THE COMPANY**

Following are the policies which are formulated by the company and also available on the website of the company.

- CSR Policy
- Sexual Harassment Policy
- Policy governing transactions with Related Parties
- Whistle Blower Policy
- Nomination & Remuneration Policy
- Human Resource Policy
- Code of conduct Policy
- Policy Unpublished Price Sensitive Information
- Overlay Succession policy
- Materiality Policy

➤ **RISK MANAGEMENT POLICY**

The Company has laid down the procedure to inform the Board about the risk assessment and minimization procedures.

The Company does not fall under the ambit of top 1000 listed entities, determined on the basis of market capitalisation as at the end of the immediately preceding financial year. Hence, compliance under Regulation 21 of SEBI (Listing Obligations and Disclosure Requirements) Regulations, 2015 is not applicable.

➤ **DIRECTORS RESPONSIBILITY STATEMENT:**

The Directors confirm that:

In terms of provisions of Section 134(3) (c) and Section 134(5) of the Companies Act, the Board of Directors, to the best of their knowledge and ability, in respect of the financial year ended March 31, 2022, confirm that:

- a) In the preparation of the annual accounts for the financial year 2021-22, the applicable accounting standards had been followed along with proper explanation relating to material departures;
- b) They had selected such accounting policies and applied them consistently and made judgments and estimates that are reasonable and prudent so as to give a true and

fair view of the state of affairs of the Company at the end of the financial year and of the profit of the Company for that period;

- c) They had taken proper and sufficient care for the maintenance of adequate accounting records in accordance with the provisions of the Act for safeguarding the assets of the Company and for preventing and detecting fraud and other irregularities;
- d) They had prepared the annual accounts for the Financial Year ended March 31, 2022 on a going concern basis;
- e) They have laid down internal financial controls to be followed by the company and that such internal financial controls are adequate and were operating effectively;
- f) They had devised proper systems to ensure compliance with the provisions of all applicable laws and that such systems were adequate and operating effectively.

➤ **REMUNERATION POLICY FOR DIRECTORS, KEY MANAGERIAL PERSONNEL AND OTHER EMPLOYEES AND CRITERIA FOR APPOINTMENT OF DIRECTORS.**

The Board of Directors has framed a policy which lays down a framework in relation to remuneration of Directors, Key Managerial Personnel and Senior Management of the company. This policy also lays down criteria for selection and appointment of Board Members. The details of this policy are explained in the corporate Governance Report annexed as **Annexure II.**

➤ **CONSOLIDATED FINANCIAL STATEMENTS**

Not applicable since your company does not have any subsidiary during the year under review.

➤ **INTERNAL FINANCIAL CONTROL SYSTEM AND THEIR ADEQUACY**

The Board Members has in place adequate internal financial controls with reference to the Financial Statements. The Audit Committee of the Board reviews the internal control systems including internal financial control system, the adequacy of internal audit function and significant internal audit findings with the management, Internal Auditors and Statutory Auditors.

➤ **EXTRACT OF ANNUAL RETURN:**

The Annual Return in Form MGT-7 for the financial year ended 31st March, 2022, is available on the website of the Company at www.lasalabs.com.

➤ **CORPORATE SOCIAL RESPONSIBILITY (CSR)**

Your company has formed the CSR committee in accordance with the provision of section 135 of the Act, details of which are provided in corporate governance report annexed hereto and forming part of this report. The CSR Policy of your company as approved by the Board of Directors and is posted on the website of the company www.lasalabs.com.

The CSR activities as required to be undertaken under Section 135 of the Act read with the Companies (Corporate Social Responsibility) Rules, 2014, including a brief outline of the

Company's CSR Policy, total amount to be spent under the CSR Policy for the financial year 2021-22, amount unspent and the reason for the unspent amount is annexed hereto forms part of this Report.

➤ **CONSERVATION OF ENERGY, TECHNOLOGY ABSORPTION, FOREIGN EXCHANGE EARNINGS AND OUTGO:**

The provisions relating to energy conservation and technology absorption have been adhered to the extent applicable to the Company. The Company makes all efforts towards the conservation of energy and ensures safety.

The Particulars as prescribed under section 134(3) (m) of the Act read with rule 8(3) of the Companies (Accounts) Rules, 2014 relating to conservation of energy, technology absorption is provided in **Annexure I** which forms the part of this report.

The details of foreign exchange earnings and outgo during the year under review are provided under Notes of the Audited Financial Statements. The members are requested to refer to the said notes for details in this regards.

➤ **PARTICULARS OF EMPLOYEES**

There were no employees drawing remuneration in excess of the limits prescribed under Section 196 and 197 of the Companies Act, 2013 read with Companies (Appointment and Remuneration of Managerial Personnel) Rules, 2014 during the financial year. The ratio of the remuneration of each Whole-time Director and Key Managerial Personnel to the median of employee Remuneration as per section 197 (12) of the Companies Act 2013 read with rule 5 of the Companies (Appointment & Remuneration of the management personnel) Rules, 2014 forms part of this report as **Annexure III**.

➤ **REGULATORY APPROVALS**

The relevant regulations and policies as prescribed by the Government of India and other regulatory bodies have been duly complied with by your company.

Our manufacturing facilities are monitored and approved by various regulatory authorities. Periodically, the FDA, MPCB etc. Your company has halal and GMP certificate. Such authority conducts routine audits of all approved facilities.

➤ **COMMITTEES OF THE BOARD:**

Your company has nine (9) committees of the Board of Directors as on March, 31 2022 out of which 5 are statutory committees and other 4 are committees considering the need of best practices in corporate governance of the company.

Details given in the Corporate Governance Report **Annexure II**.

Statutory Committees:

- Audit committee
- Nomination and Remuneration Committee
- Stakeholders Relationship Committee
- Corporate Social Responsibility Committee
- Internal Complaints Committee

Other Committees:

- Allotment Committee
- Enquiry Committee
- Advisory Committee
- Fund Raising Committee

➤ **SECRETARIAL AUDIT REPORT**

Pursuant to section 204 of companies Act 2013 and rules made thereunder, a Secretarial Audit Report for the financial year 2021-22 in form **MR-3** given by M/s. Shivam Sharma & Associates, Practicing Company Secretary is attached as **Annexure- IV** which forms part of this report.

Further, the Secretarial Auditor report does not contain any qualification, reservation and adverse marks.

➤ **CORPORATE GOVERNANCE REPORT**

A detailed Report on Corporate Governance and Certificate of the Auditors of the Company regarding compliance of the conditions of Corporate Governance as stipulated in Part C of Schedule V of the Listing Regulations, 2015, are enclosed as a separate section and forms a part of this Report under **Annexure II**.

➤ **MANAGEMENT DISCUSSION AND ANALYSIS:**

Pursuant to Regulation 34 read with Schedule V of the SEBI Listing Regulations, 2015, detailed review of operations, performance and future outlook of the company is covered under Management's Discussion & Analysis which forms a part of this report.

➤ **PREVENTION OF SEXUAL HARASSMENT AT WORKPLACE**

Your Company strongly believes in providing a safe and harassment free workplace for each and every individual working for the Company through various interventions and practices. It is the continuous endeavor of the Management of the Company to create and provide an environment to all its employees that is free from discrimination and harassment including sexual harassment. The Company has adopted a policy on prevention, prohibition and redressal of sexual harassment at workplace in line with the provisions of the Sexual Harassment of Women at Workplace (Prevention, Prohibition and Redressal) Act, 2013 and the Rules made thereunder. The Company arranged various interactive awareness workshops in this regard for the employees in the manufacturing sites, R & D set ups & Corporate Office during the financial year. Your company has also appointed external member in the committee dealing in prevention of sexual harassment.

During the financial year ended March 31, 2022 no complaint pertaining to sexual harassment was received by the Company.

➤ **VIGIL MECHANISM POLICY**

The Company has adopted a Whistle Blower Policy to provide a formal mechanism to the Directors' and employees to report their concerns about unethical behavior, actual or suspected fraud or violation of the Company's Code of Conduct or Ethics

Policy. The Policy provides for adequate safeguards against victimization of employees, and provides direct access to the Chairman of the Audit Committee. It is affirmed that no personnel of the Company have been denied access to the Audit Committee. The Whistle Blower Policy has been posted on the website of the Company at www.lasalabs.com.

➤ PATENTS

Patents which belong to your Company are follows:

Sr. No	Description	Patent No
1	NITROXYNIL : Method for the simplified production of Fasciolicide and derivative thereof	311538
2	CLOSADEL : Method for the preparation of Salicylanilide antiparasitic derivative	301999
3	CYROMAZINE : An improved process for the preparation of Triazine derivative used as an insecticide	297903
4	FENBENDAZOLE : Green process for the preparation of Methyl 5-(Phenyl Thio)-1h-Benzo[D]Imidazole-2-Ylcarbamate	303541
5	TRICLABENDAZOLE: Process for the preparation of Benzimidazole derivative as anthelmintic agents	326040
6	ALBENDAZOLE; An improved process for the preparation of Methyl 5-(Propyl Thio)-1h-Benzo [D] Imidazol-2-Ylcarbamate	326628
7	HALQUINOL: A simple, safe and cost effective process for preparation of Halquinol product.	359540
8	HALQUINOL: A Process for Preparation of Halquinol Product.	304244

➤ SUCCESSION PLANNING

The Company has its succession plan in place for orderly succession for appointments to Board and to senior management.

➤ AUDITORS AND AUDITOR'S REPORT :

Cost Auditors and Cost Audit Report:

As per the requirement of Central Government and pursuant to Section 148 of the Act read with the Companies (Cost Records and Audit) Rules, 2014 as amended from time to time, your company has been carrying out audit of cost records every year.

The Board of Directors, on the recommendation of Audit committee, has appointed M/s V.J. Talati & Co., Practicing Cost Accountants, Mumbai (Firm Reg. No.: R00213) as the cost Auditor to audit the cost records of the company for Financial Year 2022-23.

In accordance with the provisions of Section 148 of the Act read with the Companies (Audit and Auditors) Rules, 2014, since the remuneration to be paid to the Cost Auditor for FY

2022-23 is required to be ratified by the members, the Board of Directors recommends vide item no. 4 of the notice of AGM.

Secretarial Auditors:

Pursuant to the provisions of Section 204 of the Act and the companies (Appointment and Remuneration of Managerial Personnel) Rules, 2014, the Board of Directors of the company had appointed M/s Shivam Sharma & Associates, Practicing Company Secretary (M. No: A35727, CP. No: 16658) to undertake the Secretarial Audit of the company for the year ended March 31, 2022. The Secretarial Audit Report for the Financial Year ended March 31, 2022 has been annexed to this Report as **Annexure IV** and forms an integral part of this Report.

Statutory Auditors:

M/s Thanawala & Company, Chartered Accountants (Firm registration No. 110948W) , the statutory auditor of the company were appointed by the shareholders at the meeting held on September 25, 2018 for a period of five years i.e upto 2023 .

The Ministry of Corporate Affairs vide its Notification dated May 7, 2018 had dispensed with the requirement of ratification of Auditor's appointment by the shareholders, every year. Hence, the resolution relating to ratification of Auditor's appointment is not included in the Notice of the ensuing Annual General Meeting.

The Auditors' Report does not contain any qualification, reservation or adverse remark. Independent Auditors Report Annexed which forms part of this Annual Report.

➤ SECRETARIAL STANDARDS

During the year, your Company has complied with applicable Secretarial Standards i.e. SS-1 and SS-2, relating to "Meetings of the Board of Directors" and "General Meetings", respectively.

➤ OTHER DISCLOSURES:

Corporate Governance: Pursuant to Regulation 34 of the SEBI LODR Regulations, a Report on Corporate Governance and a certificate obtained from the Statutory Auditors confirming compliance, are provided in **Annexure 'B' forming part of this Report.**

Statutory Compliance: The Company complies with all applicable laws and regulations, pays applicable taxes on time, takes care of all its stakeholders, ensures statutory CSR spend and initiates sustainable activities.

MSME: The Company complies with the requirement of submitting a half yearly return to the Ministry of Corporate Affairs within the prescribed timelines.

➤ DETAILS OF FRAUD, IF ANY REPORTED BY THE AUDITORS

There has been no instances of fraud reported by Auditors pursuant to Section 143(12) of the Companies Act, 2013 and the rules made thereunder.

➤ **ANNUAL SECRETARIAL COMPLIANCE REPORT**

The Company has undertaken an audit for the financial year 2021-22 for all applicable compliances as per Securities and Exchange Board of India Regulations and Circulars / Guidelines issued thereunder.

The Annual Secretarial Compliance Report submitted by your Company to the Stock Exchanges is provided under **Annexure V** which forms part of this report.

➤ **PROCEEDING PENDING UNDER THE INSOLVENCY AND BANKRUPTCY CODE, 2016**

During the period under review, Bank of Baroda has filed a petition under Section 7 of Insolvency and Bankruptcy Code, 2016 alleging default in payment amounting to ₹ 26,79,46,546.25 (Twenty Six crore Seventy nine lakhs forty six thousand five hundred and forty six rupees and twenty five paise) (Including alleged interest and penalties) and seeking initiation of Corporate Insolvency Resolution Process (CIRP) against the Company.

However, there was written settlement confirmed by the Bank with the company at certain amount which going

further changed with condition by the Bank arbitrarily for which the said alleged loan stood sub-judice, presently the matter is pending in appropriate courts.

➤ **APPRECIATIONS AND ACKNOWLEDGEMENT**

The Board of Directors would like to thank and wish to express their appreciation for the continued co-operation of the Government of India, Governments of various States in India, bankers, financial institutions, Shareholders, customers, dealers, suppliers and also, the valuable assistance. The Directors also wish to thank all the employees for their contribution, Support and continued commitment throughout the year.

**For and on behalf of the Board of Directors of
LASA SUPERGENERIC LIMITED**

	Sd/-	Sd/-
Date: August 26, 2022	SHIVANAND G. HEGDE	OMKAR P. HERLEKAR
Place: Mumbai	DIRECTOR	DIRECTOR

CERTIFICATE OF NON-DISQUALIFICATION OF DIRECTORS

(pursuant to Regulation 34(3) and Schedule V Para C clause (10)(i) of the SEBI (Listing Obligations and Disclosure Requirements) Regulations, 2015)

To,
The Members of
Lasa Supergenerics Limited
C-105, MIDC Mahad Mahad,
Raigarh MH 402301.

I have examined the relevant registers, records, forms, returns and disclosures received from the Directors of Lasa Supergenerics Limited having CIN: L24233MH2016PLC274202 and having registered office at C-105, MIDC Mahad, Mahad, Raigarh, MH- 402301 (**hereinafter referred to as the Company**), produced before me by the Company for the purpose of issuing this Certificate, in accordance with Regulation 34(3) read with Schedule V Para-C Sub clause 10(i) of the Securities Exchange Board of India (Listing Obligations and Disclosure Requirements) Regulations, 2015.

In my opinion and to the best of my information and according to the verifications (including Directors Identification Number (DIN) status at the portal (www.mca.gov.in) as considered necessary and explanations furnished to me by the Company & its officers, I hereby certify that none of the Directors on the Board of the Company as stated below for the Financial Year ending on 31st March, 2022 have been debarred or disqualified from being appointed or continuing as Directors of companies by the Securities and Exchange Board of India, Ministry of Corporate Affairs or any such other Statutory Authority.

Sr. No.	Name of Director	DIN	Date of Appointment
1.	Shivanand Gajanan Hegde	00185508	02/05/2017
2.	Omkar Herlekar Pravin	01587154	11/03/2016
3.	Hardesh Raja Tolani	07811319	02/05/2017
4.	Ekta Avtar Gurnasinghani	07811337	02/05/2017
5.	Ajay Harehlal Sukhwani	07811551	02/05/2017
6.	Manali Roop Bhagtani	08067867	12/02/2018
7.	Mithun Mohan Jadhav*	08181048	13/08/2018

* Mithun Mohan Jadhav resigned w.e.f. June 17, 2022

Ensuring the eligibility of for the appointment / continuity of every Director on the Board is the responsibility of the management of the Company. Our responsibility is to express an opinion on these based on our verification. This certificate is neither an assurance as to the future viability of the Company nor of the efficiency or effectiveness with which the management has conducted the affairs of the Company.

Thanking You

Sd/-
For Shivam Sharma & Associates
Company Secretaries

Date: 08.08.2022
Place: Mumbai

M.No.: A35727, CP No.: 16558
Peer Review Registration No.: 1811/2022
UDIN: A035727D000763696

DECLARATION REGARDING COMPLIANCE BY BOARD MEMBERS AND SENIOR MANAGEMENT PERSONNEL WITH THE COMPANY'S CODE OF CONDUCT

To,

The Members

Lasa Supergenerics Limited

I, Dr. Omkar Pravin Herlekar, Chairman & Managing Director hereby declare that in accordance with Regulation 17(5) (a) of the Securities and Exchange Board of India (Listing Obligations and Disclosure Requirements) Regulations, 2015, the members of Board of Directors and Senior Management Personnel for the period from April 1, 2021 or the date of their joining the Company, whichever is later to March 31, 2022 have affirmed compliance with the Company's Code of Conduct.

For and on behalf of the Board of Directors

Place: Mumbai
Date: April 11, 2022

Sd/-
OMKAR P. HERLEKAR
CHAIRMAN & MANAGING DIRECTOR
DIN: 01587154

CEO & CFO CERTIFICATE

***Pursuant to Regulation 33(2)(a) of SEBI (Listing Obligations and Disclosure Requirements) Regulations, 2015**

TO

THE BOARD OF DIRECTORS

LASA SUPERGENERICS LIMITED

We, Dr. Omkar Pravin Herlekar, Chairman & Managing Director and Mr. Ravi Shankar Kabra Chief Financial Officer of the Company hereby certify that:

- A. We have reviewed the financial results and cash flow statement for the year ended March 31, 2022 and that to the best of our knowledge and belief:
 - i. These statements do not contain any false or misleading statement or figures and do not omit any material fact which may make the statements or figures contained therein misleading; and
 - ii. These statements together present a true and fair view of the Company's affairs and are in compliance with existing accounting standards, applicable laws and regulations.
- B. There are, to the best of our knowledge and belief, no transactions entered into by the Company during the year ended which are fraudulent, illegal or violative of the Company's Code of Conduct.
- C. We accept responsibility for establishing and maintaining internal financial controls for financial reporting and we have evaluated the effectiveness of internal control systems of the Company pertaining to financial reporting and we have disclosed to the auditors and the audit committee, deficiencies in the design or operation of such internal controls, if any of which they are aware and the steps they have taken or propose to take to rectify these deficiencies.
- D. We have indicated to the Auditors and the Audit committee:
 - i. significant changes in internal control over financial reporting during the year, if any;
 - ii. Significant changes in accounting policies during the year and that the same have been disclosed in the notes to the financial statements, if any; and
 - iii. Instances of significant fraud of which we have become aware and the involvement therein, if any, of the management or an employee having a significant role in the Company's internal control system over financial reporting.

For LASA SUPERGENERICS LIMITED

Sd/-
OMKAR HERLEKAR
CHAIRMAN & MANAGING DIRECTOR

Sd/-
RAVISHANKAR RAMPRASAD KABRA
CHIEF FINANCIAL OFFICER

FORM NO. AOC-2**(Pursuant to clause (h) of sub-section (3) of section 134 of the Act and Rule 8(2) of the Companies (Accounts) Rules, 2014)**

Form for disclosure of particulars of contracts/arrangements entered into by the company with related parties referred to in sub-section (1) of section 188 of the Companies Act, 2013 including certain arm's length transactions under third proviso thereto.

1. Details of contracts or arrangements or transactions not at arm's length basis.

Sr. no	Name(s) of the related party and nature of relationship	Nature of contracts/ arrangements/ transactions	Duration of the contracts / arrangements/ transactions	Salient terms of the contracts or arrangements or transactions including the value, if any	Justification for entering into such contracts or arrangements or transactions	date(s) of approval by the Board	Amount paid as advances, if any:	Date on which the special resolution was passed in general meeting as required under first proviso to section 18
NIL								

2. Details of material contracts or arrangement or transactions at arm's length basis

(In Lakhs)

Sr No	Name(s) of the related party and nature of relationship	Nature of contracts/ arrangements/ transactions	Duration of the contracts / arrangements/ transactions	Salient terms of the contracts or arrangements or transactions including the value, if any:	Date(s) of approval by the Board, if any:	Amount paid as advances, if any:
1	Harishree Aromatics & Chemicals Pvt Ltd Common Director	Job work Charges / Processing Charges	F.Y.2021-22		May 31, 2021	664.49
		Sales of Goods		-		-

For and On behalf of the Board

Mumbai
April 11, 2022

Sd/-
Dr. Omkar Herlekar
Chairman & Managing Director

Sd/-
Mr. Shivanand Hegde
Whole-time Director

REPORT ON THE CSR ACTIVITIES

For the Financial Year ended on March 31, 2022

[Pursuant to Section 135 of the Companies Act, 2013 read with the Companies (Corporate Social Responsibility Policy) Rules, 2014]

- A brief outline of the Company's CSR policy, including overview of Projects or Programs proposed to be undertaken and reference to the web-link to the CSR policy and projects or programs.**

The Company's focus areas are Education, Health and Wellness and Environmental Sustainability. In addition, for key engagements, it also partners with other entities, NGOs, Government and clients. The communities that the Company chooses are economically backward, and consist of marginalized groups (like women, children and aged) and differently abled. Your company as a responsible corporate entity framed CSR policy as stipulated by the Companies Act, 2013 to undertake all or any of the objectives contained in Schedule VII of the Companies Act, 2013. In addition to the investments in the current CSR initiatives, which are mostly in the areas of education, public health and environment which also include sustainability initiatives, the endeavor is to reduce energy and resource use.

Your company intends to actively contribute to the social and economic development of the communities in which it operates by participating actively in building a better, sustainable way of life for the weaker sections of society. The CSR Policy may be accessed on the Company's website at www.lasalabs.com.

- The Composition of CSR Committee:**

Sr No.	Name of Members	Designation in Committee	Particulars of attendance	
			Number of total meeting held	No. of meetings attended by the Member
1.	Mr. Ajay Sukhwani	Chairman	1	1
2.	Dr. Omkar Herlekar	Member	1	1
3.	Mr. Mithun Jadhav*	Member	1	1
4.	Ms. Manali Bhagtani	Member	1	1

*Mr. Mithun Mohan Jadhav resigned w.e.f. 17 June, 2022.

- Provide the web-link where Composition of CSR committee, CSR Policy and CSR Projects approved by the board are disclosed on the website of the Company.**

The web link for CSR committee composition, CSR Policy and CSR Projects are as under:

For CSR committee composition	https://lasalabs.com/committees-of-directors/
CSR Policy	Policies – LASA Supergenerics Ltd. (lasalabs.com)
CSR Projects	NA

- Provide the details of Impact assessment of CSR projects carried out in pursuance of sub-rule (3) of rule 8 of the Companies (Corporate Social responsibility Policy) Rules, 2014, if applicable (attach the report).**

Not Applicable.

- Details of the amount available for set off in pursuance of sub-rule (3) of rule 7 of the Companies (Corporate Social responsibility Policy) Rules, 2014 and amount required for set off for the financial year, if any.**

Sr. No.	Financial Year	Amount available for set-off from preceding financial years (in ₹)	Amount required to be set-off for the financial year, if any (in ₹)
1	2021-22	20.7	9.62

- Average net profits of the Company for last three financial years**

The average Net Profit for the last three years: ₹481.08 Lakh

- Prescribed CSR Expenditure (two per cent of the amount as in item 3 above):**

- Two percent of average net profit of the company as per section 135(5) : ₹9.62 Lakhs
- Income accrued from CSR activity undertaken by Company : Nil
- Amount required to be set off for the financial year, if any : ₹9.62 Lakhs
- Total CSR obligation for the financial year (7a+7b-7c) : Nil

8. Details of CSR to be spent in the financial year-

- a. **Total amount to be spent for the financial year 2021-22:** ₹ 9.62 Lakh
- b. **Approved Budget for F. Y. 2021-22:** NIL*
- c. **Actual Amount Spent for the Financial Year 2021-22:** NIL
- d. **Amount unspent:** - NIL
- e. **Manner in which the amount spent during the financial year 2021-2022 is detailed below:**

* Company is willing to use of credit of excess amount spent in FY 2020-21.

9. (a) CSR amount spent or unspent for the financial year:

Total Amount Spent for the Financial Year. (in ₹)	Amount Unspent (in ₹)				
	Total Amount transferred to Unspent CSR Account as per section 135(6)		Amount transferred to any fund specified under Schedule VII as per second proviso to section 135(5)		
2021-22	Amount	Date of transfer	Name of the Fund	Amount	Date of transfer
NIL	NIL				

(b) Details of CSR amount spent against ongoing projects for the financial year: NIL

1)	(2)	(3)	(4)	(5)	(6)	(7)	(8)	(9)	(10)	(11)		
Sl. No.	Name of the Project	Item from the list of activities in Schedule VII to the Act	Local area (Yes/ No)	Location of the project		Project duration	Amount allocated for the project (in ₹)	Amount spent in the current financial Year (in ₹)	Amount transferred to Unspent CSR Account for the project as per Section 135(6) (in ₹)	Mode of Implementation - Direct (Yes/ No)	Mode of Implementation - Through Implementing Agency	
				State	District						Name	CSR Registration number
NIL												

(c) Details of CSR amount spent against other than ongoing projects for the financial year: NIL

(1)	(2)	(3)	(4)	(5)		(6)	(7)	(8)	
Sl. No.	Name of the Project	Item from the list of activities in schedule VII to the Act	Local area (Yes/ No)	Location of the project.		Amount spent for the project (in ₹)	Mode of implementation - Direct (Yes/No)	Mode of implementation - Through implementing agency	
				State	District			Name	CSR registration number
1.	NIL								
2.									
3.									
	Total								

- (d) Amount spent in Administrative Overheads- NIL
- (e) Amount spent on Impact Assessment, if applicable- Not Applicable
- (f) Total amount spent for the Financial Year- NIL

(g) Excess amount for set off, if any

Sl. No.	Particular	Amount (in Lakhs)
(i)	Two percent of average net profit of the company as per section 135(5)	9.62
(ii)	Total amount spent for the Financial Year	0
(iii)	Excess amount spent for the financial year*	0
(iv)	Surplus arising out of the CSR projects or programmes or activities of the previous financial years, if any	20.71
(v)	Amount available for set off in succeeding financial years	11.09

*Company used credit of excess amount spent in FY 2020-21 as per CSR Amendment.

10. (a) Details of Unspent CSR amount for the preceding three financial years:

Sl. No.	Preceding Financial Year.	Amount transferred to Unspent CSR Account under section 135 (6) (in ₹)	Amount spent in the reporting Financial Year (in ₹).	Amount transferred to any fund specified under Schedule VII as per section 135(6), if any.			Amount remaining to be spent in succeeding financial years. (in ₹)
				Name of the Fund	Amount (in ₹).	Date of transfer.	
NIL							
	Total						

(b) Details of CSR amount spent in the financial year for ongoing projects of the preceding financial year(s):

(1)	(2)	(3)	(4)	(5)	(6)	(7)	(8)	(9)
Sl. No.	Project ID	Name of the Project	Financial Year in which the project was commenced	Project duration	Total amount allocated for the project (in ₹)	Amount spent on the project in the reporting Financial Year (in ₹)	Cumulative amount spent at the end of reporting Financial Year. (in ₹)	Status of the project - Completed /Ongoing
NIL								

11. In case of creation or acquisition of capital asset, furnish the details relating to the asset so created or acquired through CSR spent in the financial year.

12. Responsibility statement of CSR Committee:

We hereby affirm that the implementation and monitoring of CSR policy is in compliance with CSR objective and policy of the company

Sd/-
Dr. Omkar Herlekar
Chairman & Managing Director

Sd/-
Mr. Ajay Sukhwani
Chairman CSR Committee

ANNEXURE I

REPORT ON CONSERVATION OF ENERGY, TECHNOLOGY ABSORPTION, FOREIGN EXCHANGE EARNINGS AND OUTGO

As on the Financial Year ended on March 31, 2022

[Pursuant to Section 134(3)(m) of the Companies Act 2013 read with Rule 8(3) of the Companies (Accounts) Rules, 2014]

CONSERVATION OF ENERGY

Power and Fuel Consumption		Current Year 2021-22	Previous Year 2020 – 21
1. Electricity			
a) Purchased			
Unit (kwh)		3757704 kwh	3678113kwh
total Amount (₹)		35447880	43092626
Rate / Unit (per kwh)		9.43	11.1/kwh
b) own Generation			
(i) Through diesel generator			
Quantity (ltrs)		38371	42490
Units Generated		347869	135639
total Amount (₹)		3650337	4270328
Units per ltr. of diesel oil		9.06kwh/ltrs	3.19kwh/ltrs
cost / Unit		10.49	31.48
(ii) Through steam turbine/generator			
Units		-	-
total Amount (₹)		-	-
Units per ltr. of fuel oil/gas		-	-
cost/unit		-	-
2. Coal			
Quantity (tonnes)		2218	4235
total cost		19169874	27181593.72
Average rate		9 per/kg	6.42 per/kg
3. Light Diesel Oil			
Quantity (ltrs.)		49928	40640
total Amount (₹₹)		3289116	1994611.2
Average Rate		65.88	49.08
4. Furnace Oil		NA	NA
Quantity (ltrs.)		-	-
total Amount (₹)		-	-
Average Rate		-	-
5. Others/internal generation			NA
Quantity		5035030	-
total cost		11378388	-
Rate/unit		2.26	-

EFFORTS MADE TOWARDS TECHNOLOGY ABSORPTION:

The company's philosophy right from its inception has always remained focused on in-house product development and launching the same for domestic or overseas market. The company is pioneer in most of the products being currently manufactured by it. The R&D centre of the company not only works on development of new products but is also focused on continuous up gradation of processes for improving in quality and costing. The cost reduction is brought about by improving process efficiency, use of innovative catalysts, savings in utilities and energy cost.

The company also focuses on enhancing the value addition by way of backward and forward integrations. The manufacturing facilities at all locations are designed in such a manner that there is a total fungibility for manufacturing various products as per the market requirements. This leads to a reasonably high level of capacity utilization.

EXPENDITURE ON R&D:

(₹ in Lakhs)		
Particulars	2021-22	2020-21
Capital Expenditure	-	-
Recurring Expenditure	20.23	37.36
Total	20.23	37.36

FOREIGN EXCHANGE EARNINGS AND OUTGO:

(₹ in Lakhs)		
Particulars	2021-22	2020-21
Foreign Exchange Earned	1458.69	3445.56
Foreign Exchange Used	--	188.55

MANAGEMENT DISCUSSION AND ANALYSIS

FORWARD LOOKING STATEMENT

Statements in this Management Discussion and Analysis of Financial Condition and Results of Operations of the Company describing the Company's objectives, expectations or predictions may be forward looking within the meaning of applicable securities laws and regulations. Forward looking statements are based on certain assumptions and expectations of future events.

The Company cannot guarantee that these assumptions and expectations are accurate or will be realized. The Company assumes no responsibility to publicly amend, modify or revise forward looking statements, on the basis of any subsequent developments, information or events. Actual results may differ materially from those expressed in the statement. Important factors that could influence the Company's operations include changes in government regulations, tax laws, economic developments within the country and such other factors globally.

ECONOMIC OVERVIEW

Global Veterinary Healthcare Market

The veterinary healthcare market consists of sales of veterinary healthcare goods and services by entities (organizations, sole traders, and partnerships) associated with the diagnosis, treatment, and prevention of diseases in animals. This industry includes establishments that provide veterinary services, veterinary medical equipment producers, and animal medicine producers.

The main types of veterinary healthcare are veterinary services, veterinary medical equipment, animal medicine and are used for the animals such as dogs and cats, horses, ruminants, swine, poultry, other animals. Veterinary services refer to the healthcare services that are provided to the animals. The products include instruments/equipment, disposables.

The global veterinary healthcare market size is expected to grow from \$159.59 billion in 2021 to \$176.96 billion in 2022 at a compound annual growth rate (CAGR) of 10.9%. The global veterinary healthcare market size is expected to grow to \$252.05 billion in 2026 at a CAGR of 9.2%.

Global meat production is expected to rise in the forecast period, supporting the growth of the veterinary healthcare market. According to the US Department of Agriculture, in 2020, the beef production in the USA reached 27.5 billion pounds, the highest production volume registered in the country. The rising meat production is especially prominent in developing countries such as China, India, and Brazil, where increasing population and rising income levels are stimulating the demand for meat products. By 2027, the production of meat and poultry in emerging markets is expected to increase by 76%. By 2050, China's meat imports are expected to grow over 3,500% to \$150 billion as consumption of chicken, pork and beef will surge due to the country's rising middle class. The rising production of meat products supported by the growing population will increase the demand for feed additives in the livestock industry, driving the veterinary healthcare market.

Nanotechnology is increasingly gaining traction in the animal medicine market as a substitute for veterinary antibiotics to tackle antibiotic resistance. Nanotechnology is the study of controlling matter on an atomic and molecular scale. Nanotechnology in the animal medicine industry is used to improve diagnosis, treatment, animal growth promotion, and production. Nanoparticles are mainly used as alternative antimicrobial agents to reduce the use of antibiotics and improve the detection of pathogenic bacteria. They are also used as drug delivery agents for new drugs and vaccines candidates to improve their characteristics and performance, and to reduce drug resistance in animal organisms.

Major companies in the veterinary healthcare market include Zoetis Inc., Boehringer Ingelheim GmbH, Merck & Co, IDEXX Laboratories, Evonik Industries AG, Patterson Companies Inc., Ceva Animal Health LLC – Biomune; Pets at Home Group PLC, National Veterinary Associates, and Phirbo Animal Health.

North America was the largest region in the veterinary healthcare market in 2021. Asia Pacific was the second-largest region in the global veterinary healthcare market. The regions covered in the global veterinary market report are Asia-Pacific, Western Europe, Eastern Europe, North America, South America, Middle East, and Africa.

The countries covered in the veterinary healthcare market include Argentina, Australia, Austria, Belgium, Brazil, Canada, Chile, China, Colombia, Czech Republic, Denmark, Egypt, Finland, France, Germany, Hong Kong, India, Indonesia, Ireland, Israel, Italy, Japan, Malaysia, Mexico, Netherlands, New Zealand, Nigeria, Norway, Peru, Philippines, Poland, Portugal, Romania, Russia, Saudi Arabia, Singapore, South Africa, South Korea, Spain, Sweden, Switzerland, Thailand, Turkey, UAE, UK, USA, Venezuela, and Vietnam.

The global veterinary healthcare market is segmented-

- 1) By Type: Veterinary Services, Veterinary Medical Equipment, Animal Medicine.
- 2) By Product: Instruments/Equipment, Disposables.
- 3) By Animal Type: Dogs and Cats, Horses, Ruminants, Swine, Poultry, Others.

Global Veterinary Pharmaceuticals Market Size, Forecasts, And Opportunities

The global veterinary pharmaceuticals market is expected to grow from \$21.98 billion in 2021 to \$24.11 billion in 2022 at a compound annual growth rate (CAGR) of 9.7%. The global veterinary pharmaceutical market size is expected to grow to \$32.7 billion in 2026 at a CAGR of 7.9%.

The increase in the prevalence rate of diseases among animals serves as one of the major drivers for the veterinary pharmaceuticals market.

The veterinary pharmaceuticals market consists of sales of veterinary pharmaceuticals and related services. This industry includes establishments that produce veterinary medicines which are used for pet animals and farm animals (includes vaccines, antibiotics and parasiticides).

The rise in generic drugs for animal care is being seen as the latest trend in the veterinary pharmaceuticals market. The economical nature of generic drugs is enabling the pet lovers to take care of their pets efficiently.

SOURCE: THE BUSINESS RESEARCH COMPANY

Global Pharmaceuticals

Growth drivers

Covid-19 vaccine production is likely to remain high in the coming years, as a large share of the global population has not yet been vaccinated. Any emergence of new virus variants would require additional rounds of booster vaccinations.

An ageing population in many developed markets will create increasing demand for over-the counter (OTC) medicines, generics and brand name pharmaceutical products. In particular, demand for chronic disease medicines will grow in the mid- and long-term.

Pharmaceuticals demand in emerging markets is set to increase due to improvements in healthcare systems and growing disposable household incomes. Generics and OTC drug producers will be the first to benefit from this development.

Pharmaceutical producers and biotech businesses generally enjoy good access to external financing from banks and investors, which helps sustain high R&D expenditures.

Constraints

The top 15 blockbuster patents expire over the next decade. Producers of brand-name drugs will likely increase their R&D spending. Profits could decline if they are unable to reduce costs or introduce alternative products to increase gross margins.

Increasing healthcare regulatory requirements for clinical trials and launch of products.

Governments efforts to contain or to cut public healthcare costs (e.g. price controls) due to budget constraints. This is putting pressure on sales prices and could impact investments, given the high costs of developing new drugs.

Plans by the US and the EU to re-shore production in order to safeguard supply of medicines, in particular for active pharmaceutical ingredients (APIs). Trading barriers and regulations could negatively affect existing supply chains, and raise costs for businesses and end-consumers alike.

Rising pressure from environmental activists due to increasing speculations that pharmaceutical residues are contaminating water and soil.

SOURCE: ATRADIUS COLLECTIONS

INDIAN PHARMACEUTICAL SECTOR

INTRODUCTION

India plays an important role in the global pharmaceuticals and vaccine industry. It is the largest provider of generic medicines globally. The country has a share of 20% in the global supply volume and contributes to around 60% of the global vaccines. India ranks

third in the world in terms of volume and is the fourteenth largest in terms of value. Key segments of the Indian pharmaceutical industry are OTC medicines, Generics, APIs, Vaccines, Biosimilars, and Custom Research Manufacturing (CRM).

India is the world leader in supplying vaccines like DPT, BCG, and Measles. It also has the highest number of US FDA approved plants outside of USA. The key USP of the Indian Pharmaceutical Industry is affordable price and high quality and because of this, India is also sometimes called the "Pharmacy of the World". The total annual turnover of the industry was US\$ 36.7 billion in 2019-20. One of the major achievements of the Indian Pharma Industry is the access to affordable HIV drugs. Additionally, India is one of the largest suppliers of low-cost vaccines to the world.

India majorly exports drug formulations & biologicals, and these products contribute to about 75% of the total pharmaceuticals exports out of India.

India is the largest provider of generic drugs globally. Indian pharmaceutical sector supplies over 50% of global demand for various vaccines, 40% of generic demand in the US and 25% of all medicine in the UK. Globally, India ranks 3rd in terms of pharmaceutical production by volume and 14th by value. The domestic pharmaceutical industry includes a network of 3,000 drug companies and 10,500 manufacturing units.

India enjoys an important position in the global pharmaceuticals sector. The country also has a large pool of scientists and engineers with the potential to steer the industry ahead to greater heights. Presently, over 80% of the antiretroviral drugs used globally to combat AIDS (Acquired Immune Deficiency Syndrome) are supplied by Indian pharmaceutical firms.

MARKET SIZE

According to the Indian Economic Survey 2021, the domestic market is expected to grow 3x in the next decade. India's domestic pharmaceutical market is at US\$ 42 billion in 2021 and likely to reach US\$ 65 billion by 2024 and further expand to reach US\$ 120-130 billion by 2030.

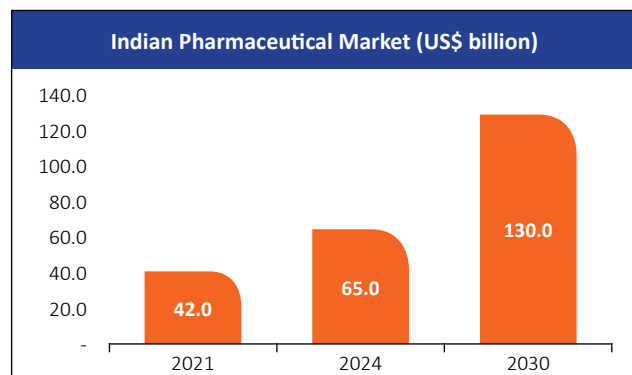
India's biotechnology industry comprises biopharmaceuticals, bio-services, bio-agriculture, bio-industry, and bioinformatics. The Indian biotechnology industry was valued at US\$ 70.2 billion in 2020 and is expected to reach US\$ 150 billion by 2025.

India's medical devices market stood at US\$ 10.36 billion in FY20. The market is expected to increase at a CAGR of 37% from 2020 to 2025 to reach US\$ 50 billion.

As of August 2021, CARE Ratings expect India's pharmaceutical business to develop at an annual rate of 11% over the next two years to reach more than US\$ 60 billion in value.

In the global pharmaceuticals sector, India is a significant and rising player. India is the world's largest supplier of generic medications, accounting for 20% of the worldwide supply by volume and supplying about 60% of the global vaccination demand. The Indian pharmaceutical sector is worth US\$ 42 billion and ranks 3rd in terms of volume and 13th in terms of value worldwide.

In August 2021, the Indian pharmaceutical market increased at 17.7% annually, up from 13.7% in July 2020. According to India Ratings & Research, the Indian pharmaceutical market revenue is expected to be over 12% Y-o-Y in FY22.



EXPORT TREND

India's share of pharmaceuticals and drugs in the global market is 5.92%. Formulations and Biologics constituted the major portion of India's exports with a share of 73.31% followed by drug intermediates and bulk drugs. During 2021-22, the country exported Pharma products worth US\$ 24.62 billion, flat over the previous year. In 2020-21, the exports grew at 18% YoY to US\$ 24.4 billion. This robust performance was achieved despite the global supply chain disruptions, lockdowns, and subdued manufacturing. In March 2022, India exported US\$ 2.4 billion worth of drugs and pharmaceuticals, a 23% increase from US\$ 1.97 billion in February 2022. USA, UK, South Africa, Russia, and Nigeria are India's top five export destinations. India played a key role during the Covid-19 pandemic and demonstrated its ability to be a consistent and reliable pharma supplier to the world even during the time of crisis.

India has the highest number of United States Food and Drug Administration (USFDA) compliant companies with plants outside of the USA. About 8 out of 20 global generic companies are from India and over 55% of the exports from the country are to the highly regulated markets. As the country is the biggest vaccine exporter, about 65-70% of the World Health Organization (WHO) vaccine requirements are sourced from India.

Indian pharmaceutical exports stood at US\$ 24.44 billion in FY21 and US\$ 22.21 billion in FY22 (until February 2022). India is the 12th largest exporter of medical goods in the world. The country's pharmaceutical sector contributes 6.6% to the total merchandise exports. As of May 2021, India supplied a total of 586.4 lakh COVID-19 vaccines, comprising grants (81.3 lakh), commercial exports (339.7 lakh) and exports under the COVAX platform (165.5 lakh), to 71 countries. Indian drugs are exported to more than 200 countries in the world, with the US being the key market. Generic drugs account for 20% of the global export in terms of volume, making the country the largest provider of generic medicines globally. India's drugs and pharmaceuticals exports stood at US\$ 3.76 billion between April 2021 and May 2021. The Indian drugs and pharmaceuticals sector received cumulative FDIs worth US\$ 19.19 billion between April 2000-December 2021. The foreign direct investment (FDI) inflows in the Indian drugs and pharmaceuticals sector reached US\$ 1.206 billion between April-

December 2021. In FY21, North America was the largest market for India's pharma exports with a 34% share and exports to the U.S., Canada, and Mexico recorded a growth of 12.6%, 30% and 21.4%, respectively.

EXPORT DESTINATIONS

India exports pharmaceutical products to North America, Africa, the EU, ASEAN, Latin America & Caribbean (LAC), Middle East, Asia, CIS and other European regions. Nearly two-thirds of India's exports goes to NAFTA, Europe, and Africa. The top five export destinations for Indian Pharma Industry in 2021-22 were USA, the UK, South Africa, Russia, and Nigeria. USA, the UK and Russia are among the largest importers from India at a share of 29%, 3% and 2.4%, respectively during 2021-22. India's exports of pharma products to these countries in FY21-22 were: USA with US\$ 7,101.6 million, the UK with US\$ 704.5 million, South Africa with US\$ 612.3 million, Russia with US\$ 597.8 million, and Nigeria with US\$ 588.6 million. India's pharma exports to USA in value grew at a CAGR of 6.9% over last three years. Additionally, for UK and Russia, it grew at a CAGR of 3.8%, and 7.2%, respectively over the same period.

As of August 2021, the number of USFDA approved facilities stood at 741. Additionally, the number of ANDAs won by the Indian firms till December 2020 stood at 4,346. USFDA inspections were not conducted during the last couple of years due to the Covid pandemic, however, the inspections have started happening now and are expected to further increase Indian exports to USA.

GOVERNMENT INITIATIVES

The Government of India has set up several schemes to further strengthen the pharmaceutical industry. The Strengthening of Pharmaceutical Industry (SPI) scheme focuses on bolstering the existing infrastructure facility, with a total financial outlay of ₹ 500 crore (US\$ 64.5 million).

Production Linked Incentive (PLI) schemes for pharmaceuticals, critical key starting materials (KSMs), medical devices, bulk drug parks, etc. are introduced to encourage manufacturers. Through the PLI scheme, the Government of India hopes to increase investment and production in the Indian pharmaceutical sector. The scheme is expected to generate an incremental sale of ₹ 2,94,000 crore (US\$ 37.09 billion) in six years, starting from 2022-23 to 2027-28.

For the promotion of the Indian pharmaceutical industry, the Pharmaceutical Promotion and Development Scheme (PPDS) was introduced in 2017 with financial support for conducting seminars, conferences, exhibitions and delegations.

Pharmaceutical Technology Upgradation Assistance Scheme (PTUAS) was implemented to facilitate small and medium sized enterprises (SMEs) to attain WHO-GMP norms. This will enable them to compete at a global scale.

The Pradhan Mantri Bhartiya Janaushadhi Pariyojana' (PMBJP), was originally launched in 2008 as "Jan Aushadhi Scheme". This scheme aims to make quality affordable generic medicines available to all.

SOURCE: INDIA BRAND EQUITY FOUNDATION

PHARMACEUTICALS INDUSTRY TRENDS INDIA – 2022

Increase in production of primary products planned to lower reliance on China.

Indian pharmaceuticals value added output is forecast to grow more than 6% annually in 2022 and in 2023, due to the ongoing rollout of Covid-19 vaccinations, a rebound in non-Covid related medical treatments and a surge in generic drug exports. However, in H1 of 2022 drug producers still face pressure on gross margins, due to high commodity and transport costs. Domestic wholesalers and pharmacies continue to generate low, but stable margins.

While generic drugs still account for about 70% of output, the pandemic has spurred Indian drug producers to substantially increase their R&D spending. Due to a serious supply disruption in 2020, Indian drug producers intend to increase local production of Active Pharmaceutical Ingredients (APIs) in order to reduce their reliance on Chinese deliveries. Those imports have meanwhile rebounded, but are not yet back to pre-pandemic levels. The government has announced a large incentive scheme (e.g. with tax exemptions) to boost local API production, which will last until 2030.

The industry is highly export-oriented, being one of the leading suppliers of generic drugs to the US. Exports could be impacted by resumption of US Food and Drug Administration (USFDA) inspections of Indian production plants. Failures to meet required quality standards could lead to lower sales to the US, and could have a negative effect on margins.

We expect the domestic drug market to grow steadily in the coming years, due to demographic trends and rising household income. The growing middle class can increasingly afford high quality drugs, while demand for treatments (and related drugs) of cardiovascular diseases and other chronic diseases will increase.

The balance sheets of most Indian pharmaceutical businesses and their capacity to generate cash are strong. Both gearing and dependence on bank finance are low. Payment behaviour has been good over the past two years, and we expect the number of protracted payments and business failures to remain low in 2022. Given the benign credit risk situation of most businesses and good growth prospects in the coming years, our underwriting stance is open for all segments.

SOURCE: ATRADIUS COLLECTIONS.

INDIA VETERINARY HEALTHCARE MARKET - GROWTH, TRENDS, COVID-19 IMPACT, AND FORECASTS (2022 - 2027)

Market Overview

The Indian veterinary healthcare market was valued at approximately USD 1,169.8 million in 2021, and it is expected to reach USD 1,856.3 million by 2027, registering a CAGR of more than 7.70% during the forecast period, 2022-2027

The COVID-19 pandemic has been continuing to transform the growth of various markets, as the immediate impact of the outbreak is varied. While a few industries registered a drop in demand, numerous other markets may continue to remain unscathed and show promising growth opportunities. In addition, supply disruption and medicine shortages of veterinary

medicines had been observed in several countries, primarily due to the temporary lockdowns of manufacturing sites, export bans, and increased demand for medicine, for the treatment of COVID-19. Hence, the market is anticipated to be impacted during the pandemic due to the reduced veterinary visits, along with the shortage of veterinary medicines, during the outbreak of COVID-19

Zoonotic diseases are naturally transmitted from animals to humans due to the consumption of contaminated food and water and exposure to the pathogen during preparation, processing, or by direct contact with infected animals or humans. Zoonotic diseases are caused by microorganisms, like viruses, bacteria, parasites, and fungi. Microbes can cause different types of diseases in humans and animals, ranging from mild to serious infections, and can even lead to death. As per the article published by the Indian Journal of Community Infection 2020, by Sanjiv Kumar, in India, 13 zoonoses are the cause of 2.4 billion cases of human disease and 2.2 million deaths per year. Among the developing countries, India has the highest zoonotic disease burden, with widespread illness and death. Hence, owing to these factors, the market is expected to grow in the forecast period.

The market is largely driven by the approval of new products related to the treatment of animal disorders. In September 2019, the Prime Minister of India inaugurated a livestock vaccination scheme with INR 13,343 crore aimed at controlling livestock diseases, especially foot and mouth disease (FMD) and brucellosis. In addition, in March 2020, Wiggles, an Indian pet care startup, launched online veterinary consultation for pets across India. In January 2019, under the 'Animal Health and Welfare Policy 2018, the Delhi government launched its first 24x7 veterinary hospital to provide extended care to companion and farm animals, which will likely boost the market.

SOURCE: INTERNATIONAL MARKET ANALYSIS RESEARCH AND CONSULTING GROUP (IMARC)

INDIA ANIMAL HEALTHCARE MARKET OUTLOOK 2031

- The **animal healthcare market in India** was valued at **US\$ 869.54 Mn** in 2021
- The market in the country is projected to expand at a CAGR of **6.9%** from 2022 to 2031
- The **animal healthcare market in India** is anticipated to exceed **US\$ 1.36 Bn** by the end of **2031**

Companies in the animal healthcare market in India are focusing on diseases, such as zoonotic diseases, and their treatments to keep their businesses running post the COVID-19 pandemic. The market in India is expected to expand at a CAGR of 6.9% during the forecast period due to several factors. For instance, the number of household companion animals is increasing in India. Therefore, companies strive to increase R&D and innovation toward disease and treatment products for pet animals, which is likely to propel the animal healthcare market in India. Similarly, livestock or domesticated animals, which are generally used for the production of meat, milk, fibers, etc., are increasing, owing to rise in demand for respective products in the country. Surge in impact of animal diseases and rise in awareness about the same are likely to fuel the growth of the animal healthcare market in India.

Increase in Incidence of Zoonotic Diseases Drives India Animal Healthcare Market

The rapid spread of zoonotic diseases in India is a major challenge for healthcare practitioners. Factors responsible for rise in prevalence of zoonotic diseases are demographic changes, encroachment of land, and agricultural practices. Zoonotic diseases such as bovine encephalopathy & foodborne, vector borne, and waterborne zoonotic diseases affecting the growth of animals in India. Hence, preventive measures are being taken into consideration by the government to control these diseases affecting human population.

Continuous efforts to spread awareness about zoonotic diseases and their prevention by market stakeholders are responsible for animal healthcare market development in India. Rise in awareness about precautionary measures and availability of several treatment options are likely to drive the demand for animal healthcare services in the upcoming years.

Rise in Number of Online Veterinary Pharmacies in India

There is a rapid of expansion of retail and hospital pharmacies providing veterinary drugs, nutritional supplements, pet vaccines, etc. for effective treatment of various diseases and injuries in animals in India. Increasing number of eCommerce channels and online pharmacies in India is a largest opportunity for animal healthcare market players in India. There is a huge demand for animal medicines and other healthcare products for animals from online pharmacies due to their discounted prices, availability of products, and ease of transaction. Pet owners are taking care of their pets by buying routine vaccines, disease preventive medicines, and pharmaceutical drugs from online channels.

Increase in Government Support to Boost India Animal Healthcare Market

Market stakeholders are expected to witness tremendous growth opportunities in animal healthcare market due to rising investment by the Indian government to improve animal healthcare services. Stringent laws and regulations by the Indian government to promote awareness about animal health are driving the market in the country. Due to rising zoonotic and foodborne diseases in animals, government is investing in R&D activities to develop efficient vaccines. Several veterinary research laboratories are receiving financial grants from the government to help control the spread of diseases in animals.

Moreover, vaccination facilities, veterinary healthcare services, and better treatment facilities are provided to better the health of animals in India. Many animal activists are fighting for animal rights, animal abuse, and illegal slaughtering of animals. Rising number of animal lovers, along with increasing government activities to promote animal health products are some of the ongoing trends in the animal healthcare market in India.

Need to Improve Health of Animals Drive Adoption of Telemedicine Tools

Increasing efforts by the government of India to spread awareness about telemedicine tools in the animal healthcare sector is creating value-growth opportunities for market players. Pet owners have adopted telemedicine practices and remote consultations with the help of digital products to keep an eye on the health of their beloved pets. Zoonotic and food-borne diseases, among

others, which are prevalent on a large scale in India is expected to generate food security challenge in the country. Hence, various companies in the animal healthcare market are heavily investing in research & development activities to produce advanced vaccines, pharmaceutical drugs, pharmaceutical pet supplies, medical devices, etc. This factor is contributing to the development of companion animal healthcare market in India. All these factors have boosted the veterinary healthcare services as well in India.

Limited Access to Animal Healthcare Services Key Challenge for Market Growth in India

Companies in the animal healthcare market in India have managed to maintain fast revenue growth in spite of the massive disruptions caused by the COVID-19 pandemic. However, high costs and lack of access to animal healthcare services in India are expected to hinder market growth in the upcoming years. Limited availability of veterinary clinics in India is expected to hamper the growth for animal healthcare market in India. Market stakeholders and the Indian government are taking initiatives to launch innovative and cost-effective products to help veterinarians. Low access to animal healthcare services and lack of knowledge and awareness about animal health in some states of India, and rise in burden of various infectious diseases in animals are directly affecting market growth.

India Animal Healthcare Market:

Overview

- The animal health industry in India has played a vital role in safeguarding the animal husbandry interests. The technical review for veterinary products for registration in the country is carried out by the Department of Animal Husbandry and Dairying for the farm and companion animal products and the Department of Fisheries for the aqua products.
- Animal healthcare in India has undergone significant changes in the past few years due to the adoption of innovative technologies for prevention and cure of diseases in farm and companion animals
- Zoonotic diseases are naturally transmitted from animals to humans due to the consumption of contaminated food & water and exposure to the pathogen during preparation, processing, or by direct contact with infected animals or humans.
- Rise in prevalence of zoonotic diseases and growth of the veterinary pharmaceutical industry are the major factors driving the animal health market in India
- Increase in integration of IoT with animal health monitoring solutions and surge in usage of mobile sensors and wearables to monitor animal behavior and health propel the animal health market in the country
- Regulation of animal health products in India is under the control of the Veterinary Cell of CDSCO (Central Drug Standard Control Organization).
- The biologicals and products related to veterinary healthcare are studied and evaluated by the Indian Institute of Veterinary Science (IVRI). The Department of AYUSH is responsible for bringing regulations for herbal and contemporary medicines meant for animal use.

- Animal husbandry in India has undergone significant changes over the years due to the adoption of innovative technologies used for prevention and cure of farm and companion animals
- There has been a paradigm shift in the business approach of animal health companies that have evolved from therapeutics to preventive to productivity enhancement and now to overall animal healthcare
- Through new approaches, the animal health services and related industry has evolved and propelled the livestock and companion animal husbandry market. India's surge to the top of milk and egg production reinforces the significance of the animal health industry. The animal health industry is working together and strengthening animal husbandry in the country.

Rise in Prevalence of Zoonotic Diseases Drives India Animal Healthcare Market

- Incidence rate and prevalence of zoonotic diseases have increased in India. This is most likely due to demographic changes, encroachment of land, and agricultural practices.
- Zoonotic diseases such as bovine encephalopathy and foodborne, vector borne, and waterborne zoonotic diseases affect socio-economic status
- Despite efforts in screening, prevention, and control, and the gathering and sharing of information learned through outbreak investigations and disease surveillance, zoonotic diseases have found a way to continue to affect the human population. However, there have been successful campaigns to limit the spread of zoonotic diseases and there is continuous effort to protect, educate, and aid the population in the fight against these diseases.

Significant Growth of Veterinary Pharmaceutical Industry to Propel India Animal Healthcare Market

- Professionals of veterinary healthcare use veterinary drugs to treat diseases, injuries, and help the growth of animals. These are primarily used to cure diseases and prevent the spread of infectious diseases among animals. These drugs indirectly benefit human healthcare by restricting the spread of infectious diseases from animals to humans.
- Pet ownership and awareness about diseases related to animals has shown positive impact on Animal Healthcare Market. People are forming strong emotional bonds with their pets, which results in a willingness to spend on care that maintains or improves their health, including veterinary healthcare and pharmaceuticals.

Bovine Segment Held Significant Share of India Animal Healthcare Market

- Cattle are by far the most numerous type of livestock in India. The country is the leading milk-producer in the world, where dairying is considered a major source of livelihood for farmers.
- There has been a major thrust by the government to boost milk production by supporting programs for increasing milk productivity, input suppliers, and access to organized milk processing sector

Rise in Integration of IoT with Animal Health Monitoring Solutions Propels Market

- Wireless methods include the use of Internet of Things (IoT), which is a growing intent-based information that allows trade and aims to provide a manner in which information related to animal health can be exchanged in a convenient and secure way
- IoT is used for animal health care monitoring, which is important in order to reduce the risk of infection among animals. Animal health monitoring and proper animal husbandry can be conducted with this technology.
- Usage of biosensors and wearable technologies is becoming increasingly important for animal health management. These devices can provide timely diagnosis of diseases in animals, eventually decreasing economic losses.

Zonal Outlook of India Animal Healthcare Market

- South Zone accounted for the largest share of 33.19% of the animal healthcare market in India in 2021. The market in the South Zone is projected to expand at a CAGR of 6.5% from 2022 to 2031.
- West Zone held the second largest share of 24.48% of the market in the country in 2021. The animal health market in West Zone is anticipated to expand at a CAGR of 7.1% during the forecast period.

Major Players Analysis

- The animal healthcare market in India is consolidated, with a small number of key players accounting for majority of the market share. Most companies are making significant investments in comprehensive research and development.
- Expansion of product portfolios and mergers & acquisitions are the key strategies adopted by the key players. The animal healthcare market in India is consolidated due to presence of large number of players. Key players operating in the market in India include
 - o Pfizer plc
 - o Sanofi SA
 - o Novartis AG
 - o Olympus Corporation
 - o GlaxoSmithKline plc
 - o Zydus Lifesciences Ltd.
 - o Merck & Co., Inc.
 - o Sun Pharmaceutical Industries Ltd.
 - o Lupin Ltd.
- Each of these players has been profiled in the animal healthcare market report based on parameters such as company overview, financial overview, business strategies, product portfolio, business segments, and recent developments

India Animal Healthcare Market – Segmentation

TMR's study on the animal healthcare market includes information divided into four segments: animal type, therapeutic type, distribution channel, and zone. Changing industry trends and other crucial market dynamics associated with these segments of the animal healthcare market are discussed in detail.

Animal Type	<ul style="list-style-type: none"> • Bovine • Porcine • Ovine • Poultry <ul style="list-style-type: none"> o Analgesic o Antipyretic o Anti-inflammatory o Others
Therapeutic Type	<ul style="list-style-type: none"> • Vaccines <ul style="list-style-type: none"> o Live Attenuated o Inactivated Vaccine o Others
Distribution Channel	<ul style="list-style-type: none"> • Veterinary Hospitals • Veterinary Clinics • Pharmacies • Others

SOURCE: TRANSPARENCY MARKET RESEARCH (TMR)

INDIA ANIMAL HEALTH INDUSTRY.

The Indian Animal Health Industry has played a vital role in safeguarding the animal husbandry interests of the nation. The Indian animal healthcare market is estimated to be around ₹ 7000 crores (2021-22). The species share in AH market is 55% of livestock, 33% of poultry, 8% of companion animals, 3% of Aqua and rest 1% for other remaining animals. Though there are no published data, INFAH anticipates the contribution of various categories of animal health products as 39% Nutritional, 20% paraciticides, 17% antibacterials, 13% biologicals, and 11% from other categories. There are nearly >50 major companies operating in Animal health market in India though the market is dominated by top 10 players.

The regulation of Animal health products in India is under the control of Veterinary Cell of CDSCO (Central Drug Standard Control Organisation). The technical review for veterinary products for registration is done by Department of Animal Husbandry and Dairying for the farm and companion animal products and Department of Fisheries for the Aqua products. The Biologicals are studied and evaluated by Indian Institute of Veterinary Science (IVRI). Department of AYUSH is responsible for bringing regulations for herbal and contemporary medicines meant for animal use.

Animal Husbandry in India has undergone magnificent changes over the years, thanks to the adoption of innovative technologies used for prevention and cure of farm and companion animals. There has been a paradigm shift in the business approach of

Animal health companies that have evolved from therapeutics to preventive to productivity enhancement and now to overall healthcare of the animals.

Through new approaches and paradigm, the animal health industry has evolved and propelled the animal husbandry to new heights of glory. India's surge to the top of milk and egg production reinforces the significance of Animal Health Industry. The Animal health industry is working together and strengthening the Animal Husbandry in the country.

Indian Animal Husbandry Market:

Industry Trends, Share, Size, Growth, Opportunity and Forecast 2022-2027

Market Overview:

The Indian animal husbandry market size reached INR 997 Billion in 2021. Looking forward, IMARC Group expects the market to reach INR 1,574.7 Billion by 2027, exhibiting a growth rate (CAGR) of 7.66% during 2022-2027. Keeping in mind the uncertainties of COVID-19, we are continuously tracking and evaluating the direct as well as the indirect influence of the pandemic. These insights are included in the report as a major market contributor.

Animal husbandry deals with the agricultural practice of breeding and raising livestock. Products obtained from animal husbandry include broiler meat, eggs, buffalo meat, sheep/goat meat, pig meat, wool, animal skin, etc.

Indian Animal Husbandry Market:

- The per capita consumption of meat in India is fairly low compared to the developed markets suggesting that a significant share of the market still remains unpenetrated. We expect a continuous growth in disposable incomes coupled with changing food habits to increase the consumption of meat in the coming years.
- Although the share of processed meat in the entire meat industry is currently fairly small, it represents a sector that is expected to grow very fast in the coming years. As a result of increasing concerns related to the hygiene of the fresh meat available in the retail markets, consumers are expected to shift towards processed and value-added meat products such as sausages, ham, bacon, luncheon meat, kababs, meatballs, etc.
- Growth in the food services market such as restaurant and fast food joints are also creating a positive impact on the consumption of meat in the country. The share of restaurants and fast food joints serving non-vegetarian food is expected to increase in the coming years.
- The leather industry in India represents a very large market and amongst the world's fastest leather markets. We expect the strong growth in the leather market to create a positive impact on the consumption of hides and skin which are used as raw materials in the production of leather.
- The woolen fabric industry in India is currently experiencing growth both in terms of domestic consumption as well as exports. We expect this to create a positive impact on the consumption of wool in the country.



Market Summary:

- Based on the segment, the market has been segregated as sheep and goat meat, buffalo meat, hides and skins, pig meat, wool and hair, broiler meat, eggs, aquaculture, insects and others.
- The market has also been segregated on the basis of various regions.
- The competitive landscape of the market has also been examined in the report and the profiles of key players have also been provided.

SOURCE: INDIAN FEDERATION OF ANIMAL HEALTH COMPANIES (INFAH).

About Lasa

Lasa Supergenerics Limited ('Lasa') is a vertically integrated group spanning the entire veterinary, animal and human healthcare value chain—from discovery-to-delivery, with established credentials in research, manufacturing and global marketing.

The Company is a veterinary API manufacturing entity, which was acquired in April 2012. The manufacturing facility is located at Mahad & Chiplun, Maharashtra. It specialises in 'catalyst chemistry' and manufactures anthelmintic / veterinary API products with largest production capabilities and product categories in India.

To efficiently control the supply chain, the Company is fully backward integrated for its key molecules—from discovery research up to full-scale bulk production.

The Company's marketing footprint is entrenched across developing markets in multiple countries. Similarly, the group expects to augment its export footprint significantly in width and depth in the future.

The Company has alliances with leading Indian and global animal health care conglomerates and uses Good Manufacturing Practice (GMP) and world-class technologies in its operations. The Company is managed by a consortium of technocrats, including its Chairman and Managing Director Mr. Omkar P. Herlekar who are impelled by passion and propelled by niche innovation. Our leadership team, which is guided by these values, is well positioned to lead into the future

The Company is determined to achieve its goal of becoming a leading force in the niche animal health care solutions. The objective on which it was founded have always inspired sustainable growth through innovation in the last years, and shall continue to do so in times to come.

Today, Lasa Supergenerics Ltd. is the leading manufacture player in Veterinary APIs in India. The Company is listed on National Stock Exchange of India & Bombay Stock Exchange (BSE: 540702 & NSE: LASA).

Brief overview of company

Lasa Supergenerics Limited is a vertically integrated company spanning the entire veterinary, animal and human healthcare value chain.

Covers all aspects discovery-to-delivery, with established credentials in research, manufacturing and global marketing.

Leaders in 'catalyst' chemistry.

Managed by a dynamic management team with well-rounded experience spanning several decades.

Diverse mix of various niche anthelmintic/ APIs (veterinary and human) that meets the demand of potential new and existing customers.

Vertically integrated manufacturing base located at Mahad and Chiplun, in the Konkan region.

Multipurpose /Flexible Containment facility, with significant backward integration linkages that provides flexibility to change the product mix and cater to the growing market needs.

500+ Customer Across the Globe

India, Australia, Bangladesh, Middle East, China, Turkey, Egypt, Jordan, Korea.

Top Products Overview: OUR TOP PRODUCTS

Albendazole, Fenbendazole, Oxfendazole, Providone Iodine, Nitroxyline, Ricobendazole, Halquinol continues to remain in top products of our company during the year.

SWOT ANALYSIS

Strength

We believe that we are well-positioned for the principal competitive factors in our business. With decades of experience in managing the systems and workings of global enterprises, we believe we are uniquely positioned to help them steer through their digital transformation with our Digital Navigation Framework. We persistently strengthen our manufacturing scale, R&D expertise, marketing outreach, customer and stakeholder engagement, quality standards and compliances. We have been doing this consistently for the past many years, undeterred by economic volatility or industry challenges.

Weakness

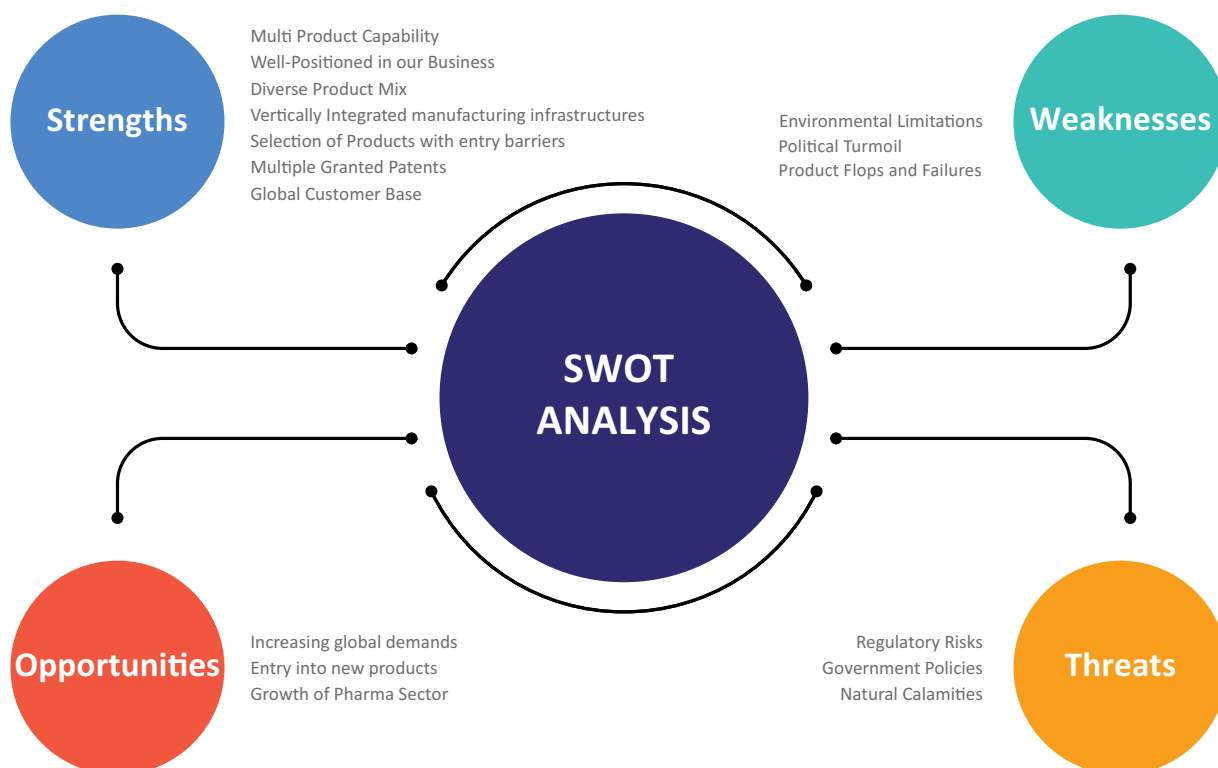
Product Flops and Failures

Environmental concerns:

Opportunities and Threats

Your Company's philosophy to provide the best quality at a competitive price, continuously innovating its existing processes and introducing new technologies (automation and process improvement) will give lot of thrust and impetus to your Company's operations and order book. Further, your Company has invested in innovating and improvising the glass lining technologies, improving material sourcing, handling capability, strengthening distribution channels and reach and entering new market segments and geographies (both in the domestic and export markets). The threats to your Company are mostly associated with the cyclical industry trend, rising inflation, non-availability of adequate skilled manpower, continuous increase in electricity/ fuel costs, cost of wages and salaries. The recovery that followed lost momentum as COVID-19 cases surged during the second wave. Financial authorities have generally responded to COVID-19 by using the flexibility of regulatory standards, supporting affected borrowers, promoting balance sheet transparency and maintaining operational and business continuity of banks. These measures have helped maintain the flow of credit

continued on Page 36



and mitigated financial sector stress. Your Company's equipment has a high brand recall amongst its existing customers as well as in the industry. Your Company has further intensified its marketing efforts and service network to strengthen its domestic and global presence and is receiving an encouraging response from customers. Your management is quite confident that they will overcome the internal threats and ensure that your Company achieves improved performance in the years to come.

Performance Review

The financial statements are prepared under historical cost convention, on accrual basis of accounting, and in accordance with the provisions of the Companies Act, 2013 (the Act) and comply with the Accounting Standards notified under Section 133 of the Act read with the Companies (Accounting Standards) Rules, 2015. The management of the Company has used estimates and judgments relating to the financial statements on a prudent and reasonable basis, in order that the financial statements reflect in a true and fair manner, the state of affairs and profit for the year.

The following discussions on our financial condition and result of operations should be read together with our audited consolidated financial statements and the notes to these statements included in the annual report. Unless otherwise specified or the context otherwise requires, all references herein to "we", "us", "our", "Your Company", "the Company", "Lasa", "Lasa Supergenerics Ltd." are to Lasa Supergenerics Ltd.

STANDALONE FINANCIAL OVERVIEW

The performance of the Company for the financial year ended March 31, 2022 is as follows:

Financial Highlights:

Particular	Amount (In ₹)	
	March 31, 2022	March 31, 2021
Income from operations	13712.67	20237.95
Other Income	5.74	5.76
Total Income	13718.40	20243.71
Expenditure	12149.4	15515.85
Profit/ (Loss) before Depreciation, Interest and Tax	1569	4727.86
Less: Depreciation	1399.91	1582.41
Profit/ (loss) before Interest and Tax	169.09	3145.45
Less: financial Charges	4.03	196.31
Profit/ (Loss) Before Extraordinary Items & Tax	165.06	2949.14
Less: Exceptional Items	786.02	-
Add Excess Depreciation due to change in Depreciation method from WDV to SLM.	-	-
Less: (Excess)/ Short Tax Provision	61.99	(90.79)
Less: Provision for Taxation	-	197.46
Add : Deferred Tax Income / (Expenditure)	(146.23)	564.70

Profit / (Loss) After Tax	(536.72)	2277.77
Add: Prior Period Income / (Expenditure) (Net)		-
Add: Other Comprehensive Income	6.10	1.77
Profit / (Loss) for the Year	(530.62)	2279.54

Note: figures of previous years have been regrouped / reclassified wherever necessary to confirm this period's classification.

• PERFORMANCE OVERVIEW:

- During the year Total Income stood at 137.13 Crores.
- The company's export decreased to ₹ 1458.69 Lakhs in FY2022 as compare to ₹ 3445.56 Lakhs in FY2021.
- The Company's EBITDA margin stood at 11.44% in FY22
- The Company reported a decrease in its PAT to ₹ -5.31 Crore for FY22 which was mainly due to absorption of exceptional items during the year.

A detailed discussion of operations for the year ended March 31, 2022 is provided in the Management Discussion and Analysis Report, which is presented in a separate section forming part of this Annual Report.

Total Income for the FY ended 31st March 2022 at ₹137.128crore. The Company reported Earnings before Interest, Tax, Depreciation and Amortization (EBITDA) of ₹ 15.69 crore in FY22, as against ₹ 47.28crore in FY21; down by 33.18%. The Company's EBITDA margin decreased from 23.36% in FY21 to 11.44% in FY22. The Company reported a negative PAT to ₹(5.31) crore for FY22, as compared to a profit of ₹ 22.80 crore in the last fiscal. The Company's FY22 PAT margin stood negative as against 11.26% in FY21. The finance cost stood Zero in FY22 in line with company's vision.

The Current Ratio improved from 1.59 in FY21 to 1.65 in FY22.

IMPACT OF GLOBAL PANDEMIC & BUSINESS OUTLOOK

Impact of Covid-19 Pandemic on Operations

The global economic recovery is continuing, even as the pandemic resurges. The fault lines opened up by COVID-19 are looking more persistent near-term divergences are expected to leave lasting imprints on medium-term performance. Vaccine access and early policy support are the principal drivers of the gaps.

However we are least affected being in pharmaceutical sector. Our operations are on while observing all the necessary precautions. Our factories in the Konkan region of Maharashtra have been fully operational.

Business Outlook

Business outlook for the upcoming year remains strong with good demand. We hope to see a healthy uptick in revenues and profitability for the fiscal year 2022 despite the Covid disruption. Being vertically integrated, we manufacture key intermediates

and important raw materials in-house; hence, our supply chain remains least impacted.

Furthermore, taking stock of recent incidents in last few years such as Fire, Floods, Statutory Hurdles, Political Turmoil and other issues such as Transportation etc, Board of the company have decided to consolidate entire manufacturing activities of all units into single Unit No. II situated at Plot no .C-4, C-4/1, MIDC Lote Parshuram, Tal-Khed, Dist- Ratnagiri, Pin-415722 which will enhance performance of the unit with latest technology and reduce cost and time involved in multiple location.

RISKS AND CONCERNS

RISKS

Regulatory

There may be additional cost for complying with government regulations since our business units are supplying veterinary API products in the regulated markets in the various developed countries. There are stringent requirements and audit mechanism regulating the manufacturing, research & development, testing and safety of API products on an on-going basis. There may be changes in the regulations regulating our existing and future products, and we shall have to comply with the changed regulations from time to time. The time frame in obtaining required clearances from regulatory authorities in India or from any other country cannot be predicted. Our veterinary API products require extensive quality control, trials, several stringent purity testing and government approvals before we can market these products, globally. All these uncertainties may affect operations of the business of our Company.

The operating results of the Company will depend upon the ability to successfully develop and license out the new products being developed through various R&D activities. We must develop, test and manufacture new products, which must meet stringent regulatory standards and receive requisite regulatory approvals. The decisions by regulatory authorities regarding whether and when to approve our API products, the speediness of regulatory authorizations, pricing approvals and product launches may be achieved and competitive developments could affect the availability or commercial potential of our products. The development and commercialization process is complex, time consuming and costly.

Being Veterinary API manufacturing Company there is more regulatory body involved by virtue of that your company received closure notice from Maharashtra Pollution Control Board (MPCB), however your company has approached to Hon'ble against the notice on MPCB.

• Abrupt closure issued by Pollution Control Board

Closure or statutory actions continues to remain the major risk since During the year, Maharashtra Pollution Control Board issued abrupt closure against the units of the company without any base due to which the manufacturing activities of the company were stopped temporarily however, to meet exigencies and cater requirements without affecting business company managed to outsource certain production stages which were hampered besides company also approached Hon'ble High Court challenging allegations of State Pollution Control Board.

Research & Development

The Research & Development activities will have high risk & high return compared to manufacturing and marketing of API products. The resource requirements in the R&D activities also can be difficult to predict. However, given the right resource base and focus, the R& D activities offer strong potential. Delays in any part of the R&D activity, our inability to obtain necessary regulatory approvals for our products or failure of a product to be successful at any stage and therefore not realized could harm our operating results.

Compliance and Environmental Risk

In respect of the Veterinary API manufacturing business, the de-merged Company has obtained licenses from several regulatory authorities for the operations of its business. There are a number of conditions in these licenses, which require us to comply with. Any non-compliance may result in the cancellation of relevant licenses, which may adversely affect our API manufacturing business.

Natural calamities also one of biggest obstacle to sustain the manufacturing activities and continue in production and storing the finish goods.

By virtue of compliances and natural calamities your company has shut down its one unit.

By considering above circumstances and taking stock of recent incidents in last few years such as Fire. Floods, Statutory Hurdles, Political Turmoil and other issues such as Transportation etc, Board of the company have decided to consolidate entire manufacturing activities of all units into single Unit No. II situated at Plot no .C-4, C-4/1, MIDC Lote Parshuram, Tal-Khed, Dist- Ratnagiri, Pin-415722 and dispose / lease/sell other 2 units of the company situated at Mahad and Chiplun.

Insurance Risk

Under insurance, rejection of claim, delay in receipt of insurance claim or the risks of uninsured are certain risks involved with Insurance.

We have one pending claim with New India Assurance Company Ltd since 2019 which is now sub judiced due to this reason we were not covered under insurance with any company during recent loss by natural calamity and till date we are uninsured though few company are in process of assessment for providing risk coverage.

Statutory Risk

In the corporate world there is always risk involved of judiciary actions against company. There is always litigation risk involved that the company can be sued by any stakeholder like Banks, Creditors, Statutory Authorities, Employee etc. by virtue of statutory risk your company sued by Bank of Baroda for recovery of certain alleged loan amount.

Filing of Application before NCLT under Section 7 of Insolvency and Bankruptcy Code, 2016

During the period under review, Bank of Baroda has filed a petition under Section 7 of Insolvency and Bankruptcy Code, 2016 alleging

default in payment amounting to ₹ 26,79,46,546.25 (Twenty Six crore Seventy nine lakhs forty six thousand five hundred and forty six rupees and twenty five paise) (Including alleged interest and penalties) and seeking initiation of Corporate Insolvency Resolution Process (CIRP) against the Company.

CONCERNS

The Veterinary API manufacturing undertaking transferred to the Company includes manufacturing of niche Anthelmintic APIs, R&D, trials etc. There are stringent regulatory requirements relating to environment, employees, health & safety etc. Hence, we may incur substantial cost in order to comply with various requirements of environmental laws and regulations. In addition, we may discover unfamiliar environmental problems or conditions. We are subject to significant national and state environmental laws and regulations, which govern the discharge, emission, storage, handling and disposal of a variety of hazardous chemical substances that may be used in or result from our manufacturing operations. Environmental laws and regulations are not as extensive in India as they are in other countries such as the United States of America and Europe. They have, however, been increasing in stringency and it is possible that they will become significantly more stringent in the future.

We are also subject to laws and regulations governing relationships with employees in various areas as minimum wage and maximum working hours, overtime, working conditions, hiring and terminating of employees, contract labour and work permits. Furthermore, the success of our business is contingent upon, among other things, receipt of all required licences, permits and authorisations, including local land use permits, building and zoning permits, environmental, health and safety permits. Changes or concessions required by regulatory authorities could also involve significant costs and delay or prevent completion of the construction or opening or operations of expansions, renewals of existing facilities. In case of any injury or life of any worker in case of any clinical trial conducted by us, we may be required to compensate the worker for the same. Even when in case of any injury or loss of life of any worker during manufacturing or any clinical trial conducted by us due to the fault of the worker and not our fault or due to medical aid administration, we may be sued for compensation by the worker or the family members for the same. Even when in case of any injury or loss of life of any worker while manufacturing or trial conducted by the Contractor due to the fault of the Contractor and not our fault or due to medical aid administration, we may be sued for compensation by the worker or the family members for the same. The insurance taken may not sufficient to cover damages in case injury or loss of life.

Poised to respond to challenges in the healthcare landscape

Quality risk

In case of discrepancies in packaging/manufacturing, adverse events may occur due to the failure to collect, review, follow up, or report events from sources.

Regulatory and compliance

An unfavorable facility inspection from any major regulatory body, leading to significant delay of product exports

Competitive dynamics

Adverse global and domestic demand-supply dynamics and unfair trade practices can pose competitive risks.

Currency risk

Our expenses and investments are primarily in Indian currency. However, revenues are spread across various international currencies. Therefore, our income may be vulnerable to fluctuations in exchange rates.

Environment, Health, Safety and Sustainability

Any shortcoming in compliance with our policies on maintaining environment, health, safety and sustainability standards can erode the brand image and trust.

Temporary delay

Any delay in the approval of new plants will lead to a delay in launching new products, resulting in revenue and opportunity loss.

Intellectual property

We may run the risk of running into litigation if our products and processes infringe a patent held by other manufacturer.

To make strong position in the market your company has initiated litigation process against competitor to protect your companies' intellectual property rights.

SAFETY CHECKS FOR WORKERS

The company ensures the health and safety of employees through the below initiatives-

- Annual medical check-up of employees from certified surgeon approved by directorate of industrial safety and health.
- Essential PPEs such as Safety helmet, gloves, goggles, mask etc are provided to all employees as per need of operation
- Routine training on material safety to the employees handling raw materials
- Safety training once in month for the safety awareness among employees
- Fire protection system is placed for safety of employees and plant
- Safety audit from statutory auditor once in two years

RISK MANAGEMENT AND INTERNAL CONTROL SYSTEMS.

Though it is not possible to completely eliminate various risks associated with the business of the Company, efforts are made to minimize the impact of such risks on the operations of the Company. For this, the Company has established a well-defined process of risk management which includes identification, analysis and assessment of various risks, measurement of probable impact of such risks, formulation of the risk mitigation strategies and implementation of the same so as to minimize the impact of such risks on the operations of the Company. An enterprise wide risk evaluation and validation process is carried out regularly and the

review of the risk management policy is also carried out at regular intervals by the Board of Directors so as to ensure that the new risks which might have arisen or the impact of the existing risks which might have increased are identified and a proper strategy is put in place for mitigating such risks. The Company has put in place various internal controls for different activities so as to minimize the impact of various risks. Also, as mandated by the Companies Act, 2013, the Company has implemented the Internal Financial Control (IFC) framework to ensure proper internal controls over financial reporting. Apart from this, a well-defined system of internal audit is in place so as to independently review and strengthen these internal controls. The Audit Committee of the Company regularly reviews the reports of the internal auditors and recommends actions for further improvement of the internal controls.

INTERNAL CONTROL SYSTEMS AND ADEQUACY

In view of the amendments in the Companies Act, the Company has taken additional measures to strengthen its internal control systems. Additional measures in this regard are fraud risk assessment, mandatory leave for employees, strengthening background verification process of new joiners, whistle blower policy and strengthening the process of risk management. The Company maintains a system of internal controls designed to provide a high degree of assurance regarding the effectiveness and efficiency of operations, the adequacy of safeguards for assets, the reliability of financial controls, and compliance with applicable laws and regulations.

The organization is well structured and the policy guidelines are well documented with pre-defined authority. The Company has also implemented suitable controls to ensure that all resources are utilized optimally, financial transactions are reported with accuracy and there is strict adherence to applicable laws and regulations.

The Company has put in place adequate systems to ensure that assets are safeguarded against loss from unauthorized use or disposition and that transactions are authorized, recorded and reported.

The Company also has an exhaustive budgetary control system to monitor all expenditures against approved budgets on an ongoing basis.

Recognizing the important role of internal scrutiny, the Company has an internal audit function which is empowered to examine the adequacy of, and compliance with, policies, plans and statutory requirements. It is also responsible for assessing and improving the effectiveness of risk management, control and governance process.

Periodical unit audit and verification of the systems enables the various business groups to plug any shortcomings in time. As stated earlier the Company has improved effectiveness of the risk management process wherein it evaluates the Company's risk management system and suggests improvement in strengthening risk mitigation measures for all key operations, controls and governance process. In addition, the top management and the Audit committee of the Board periodically review the findings and ensure corrective measures are taken.

HUMAN RESOURCES

The Company has Human Relations and Industrial Relations policies in force. These are reviewed and updated regularly in line with the Company's strategic plans. The Human Relations team continually conducts training programs for the development of employees.

The Company aims to develop the potential of every individual associated with the Company as a part of its business goal. Respecting the experienced and mentoring the young talent has been the bedrock for the Company's successful growth. The Company's employees' age bracket represents a healthy mix of experienced and willing-to-experience employees.

Human resources are the principal drivers of change. They push the levers that take futuristic businesses to the next level of excellence and achievement. The Company focuses on providing individual development and growth in a work culture that enables cross-pollination of ideas, ensures high performance and remains empowering. On the Industrial Relations front, a cordial relationship has been maintained with the workmen in the manufacturing units.

As of March 31, 2022, the Company has 173 numbers of employees on its payroll.

ANNEXURE II

REPORT ON CORPORATE GOVERNANCE

The Board of Directors presents the Company's Report on Corporate Governance pursuant to the Securities and Exchange Board of India (Listing Obligations and Disclosure Requirements) Regulations, 2015 (the "Listing Regulations") as amended for the financial year ended March 31, 2022.

LASA'S PHILOSOPHY ON THE CODE OF GOVERNANCE

Effective corporate governance practices constitute the strong foundation on which successful enterprises are built to last. The company's philosophy on corporate governance oversees business strategies and ensures fiscal accountability, ethical corporate behavior and fairness to all stakeholders comprising regulators, employees, customers, vendors, investors and society at large.

The Company has a strong legacy of fair, transparent and ethical governance practices.

The Company has adopted a Code of Conduct for its employees including the Managing Director and the Executive Directors. In addition, the Company has adopted a Code of Conduct for its non-executive directors which includes Code of Conduct for Independent Directors which suitably incorporates the duties of independent directors as laid down in the Companies Act, 2013 ("the Act").

The Company is in compliance with the requirements stipulated under Regulation 17 to 27 read with Schedule V and clauses (b) to (i) of sub-regulation (2) of Regulation 46 of Securities and Exchange Board of India (Listing Obligations and Disclosure Requirements) Regulations, 2015 ("SEBI Listing Regulations"), as applicable, with regard to corporate governance.

A. Board of Directors

- I. As on March 31, 2022, the Company has Seven Directors. Out of the Seven Directors, three are Executive Directors and four are Independent Directors (including two women Independent Directors). Detailed profile of Directors is available on our Website www.lasalabs.com. The composition of the Board is in conformity with Regulation 17 of the SEBI Listing Regulations read with Section 149 of the Companies Act 2013.
- II. None of the Directors on the Board:
 - i. holds directorships in more than 10 Public companies.
 - ii. serves as an independent director in more than seven listed entities.
 - iii. who are the Executive Directors serves as independent directors in more than three listed entities.

Necessary disclosures regarding Committee positions in other public companies as on March 31, 2022 has been made by the Directors. None of the Directors are related to each other.

- III. Independent Directors are non-executive directors as defined under Regulation 16(1)(b) of the SEBI Listing Regulations read with Section 149(6) of the Companies Act along with rules framed thereunder. Based on the declarations received from the Independent Directors, the Board of Directors has confirmed that they meet the criteria of independence as mentioned under Regulation 16(1)(b) of the SEBI Listing Regulations and that they are independent of the management.
- IV. The names and categories of the Directors on the Board, their attendance at Board Meetings held during the year under review and at the last Annual General Meeting ("AGM"), name of other listed entities in which the Director is a director and the number of Directorships and Committee Chairmanships / Memberships held by them in other public limited companies as on March 31, 2022 are given herein below.

Other directorships do not include directorships of private limited companies, foreign companies and companies registered under Section 8 of the Act. Further, none of them is a member of more than ten committees or chairman of more than five committees across all the public companies in which he/she is a Director. For the purpose of determination of limit of the Board Committees, chairpersonship and membership of the Audit Committee and Stakeholders' Relationship Committee has been considered as per Regulation 26(1)(b) of SEBI Listing Regulations.

Name of Director	Category #	No. of Directorship(s) (excluding the company)	No. of Committee Membership (excluding the company)@		Board Meetings		Attendance at last AGM
			Member	Chairman	Held	Attendance	
Dr. Omkar Pravin Herlekar, Chairman & Managing Director	P.D & E.D	Nil	Nil	Nil	5	5	Yes
Mr. Shivanand Gajanan Hegde, Whole-Time Director	E.D	Nil	Nil	Nil	5	5	Yes
Mr. Mithun Jadhav Whole-Time Director*	E.D	Nil	Nil	Nil	5	5	Yes

Mr. Hardesh Tolani	INED	Nil	Nil	Nil	5	5	Yes
Mr. Ajay Sukhwani	INED	Nil	Nil	Nil	5	5	Yes
Ms. Ekta Gurnasinghani	INED	Nil	Nil	Nil	5	5	Yes
Ms. Manali Bhagtani	INED	Nil	Nil	Nil	5	5	Yes

NOTES:

P.D – Promoter Director, E.D – Executive Director, I.N.E.D – Independent Non-Executive Director.

*Mr. Mithun Mohan Jadhav resigned w.e.f 17 June 2022

@ Includes Audit Committee and the Stakeholders Relationship Committee only

V. During Financial year 2021-2022, information as mentioned in Part A of Schedule II of the SEBI Listing Regulations, has been placed before the Board for its consideration.

VI. Details of equity shares of the Company held by the Directors as on March 31, 2022 are given below:

Name of the Director	No of Shares held
Dr. Omkar P Herlekar**	24062211#
Mr. Shivanand Hegde*	1001
Mr. Mithun Jadhav	0

"as on March 31,2022 Mr. Omkar Herlekar held 24062211 Equity Shares of the company from which certain shares were encumbered and certain invocation of encumbrances took place details of which are available on the website of Stock Exchanges.

*One Equity Share held as a nominee of Omkar Speciality Chemicals Limited.

None of Independent director holds any shares in the company

The Company has not issued any convertible instruments.

Familiarization Programme

At the time of appointing Independent Directors, a formal letter of appointment is given to the concerned Director, which inter-alia explains the role, function, duties and responsibilities as expected from the Director. At the Board and various committees meetings, independent directors are regularly being familiarized on the business model, operations, updates, changes, policies, new policies, process implementation of the company.

Below table depicts the Board members skills/ expertise/ competencies which are currently available with the Board:

Name of the Director	Industry Knowledge	Leadership and Entrepreneurship	Strategic Planning	Business Management	Financial and Risk Management	Sales, Marketing and Retail
Dr. Omkar Pravin Herlekar	✓	✓	✓	✓	✓	✓
Mr. Shivanand Gajanan Hegde	✓	✓	✓		✓	✓
Mr. Mithun Jadhav			✓	✓	✓	
Mr. Hardesh Tolani	✓		✓		✓	
Mr. Ajay Sukhwani	✓			✓	✓	
Ms. Ekta Gurnasinghani		✓		✓		✓
Ms. Manali Bhagtani			✓	✓	✓	

Details of Familiarization Programs for independent Directors are available on the website of the company and can be accessed at www.lasalabs.com.

Separate Independent Directors Meetings.

A separate meeting of independent Directors of the company, without the attendance of non-independent Directors and members of management, was held on July 04, 2021, as required under Schedule IV to the Act (Code for Independent Directors) and Regulation 25 of SEBI Listing Regulations, 2015. The Independent Directors at the meeting evaluated:

- ❖ Performance of Non-Independent Directors and the Board of Directors as a whole;
- ❖ Performance of the Chairman of the Company taking into account the views of the Executive and Non-Executive Directors;
- ❖ Quality, content and timelines of flow of information between the Management and Board that is necessary for the Board to effectively and reasonably perform its duties.

All the independent Directors were present throughout the Meeting and CA Hardesh Tolani chaired the meeting. Their suggestions were discussed at the Board Meeting and are being implemented to ensure a more robust interaction at a Board level.

Core Skills/Expertise/ Competencies available with the Board

In terms of Listing Regulations, the following skills, expertise and competencies have been identified by the Board of Directors as required in the context of its business and sector for it to function effectively:

- Industry Knowledge
- Leadership and Entrepreneurship
- Strategic Planning
- Business Management
- Financial and Risk Management
- Sales, Marketing and Retail

Meetings of the Board:

The Board meets at regular intervals to discuss and decide on Business strategies and review the financial performance of the Company. Minimum four Board meetings are held every year. Additional meetings are held to address specific needs, if any of the Company. During the Financial year 2021-2022, the Board of Directors met five times and the gap between two meetings did not exceed One Hundred And Twenty days as stipulated under Section 173(1) of the Act and Regulation 17(2) of the Listing Regulations and the Secretarial Standards issued by the Institute of Company Secretaries of India. The requisite quorum was present for all the meetings. During the year 2021-22, information as mentioned in Schedule II Part A of the SEBI Listing Regulations, 2015, has been placed before the Board for its consideration.

All Directors and Senior Management Personnel have re-affirmed compliance with the Code of Conduct approved and adopted by the Board of Directors.

Board meeting held during the Financial Year 2021-22 are detailed below:

Sr. No	Date of Board Meeting	Board Strength	No. of Directors Present
1	31-05-2021	7	7
2	14-08-2021	7	7
3	21-08-2021	7	7
4	14-11-2021	7	7
5	07-02-2022	7	7

Committees of the Board:

The Board of Directors have constituted Board Committees to deal with specific areas and activities which requires a closer review. The Committees meet at regular intervals and takes necessary steps to perform the duties entrusted by the Board. The company has nine (9) committees of the Board of Directors as on March 31, 2022 out of which 5 are statutory committees and other 4 are committees considering the need of best practices in corporate governance of the company:

Statutory Committees

- Audit committee
- Nomination and Remuneration Committee
- Stakeholders Relationship Committee
- Corporate Social Responsibility Committee
- Internal Complaints Committee

Other Committees

- Allotment Committee
- Enquiry Committee
- Advisory Committee
- Fund Raising Committee

The Board committees are represented by a judicious mix of Executive and Non-Executive Directors. The Committees deliberate on the matters assigned or referred to them by the

Board or as mandated by the statutes. Recommendations of the committees are submitted to the Board for Board's decision. The minutes of all committee meetings are placed before the Board for noting.

AUDIT COMMITTEE

The Audit Committee of the Company is duly constituted as per Regulations 18 of the Listing Regulations read with the provisions of Section 177 of the Companies Act, 2013. All the members of the Audit Committee are financially literate and capable of analyzing Financial Statements of the company.

Terms of Reference: The audit committee of the Company is constituted in line with the provisions of Regulation 18 of SEBI (LODR) Regulations, 2015 read with Section 177 of the Act.

The terms of reference of the audit committee are broadly as under:

1. Oversight of the Company's financial reporting process and the disclosure of its financial information to ensure that the financial statement is correct, sufficient and credible;
2. Recommend the appointment, remuneration and terms of appointment of auditors of the Company;
3. Approval of payment to statutory auditors for any other services rendered by the statutory auditors;
4. Reviewing, with the management, the annual financial statements and auditors' report thereon before submission to the board for approval, with particular reference to:
 - Matters required to be included in the Director's Responsibility Statement to be included in the board's report in terms of clause (c) of sub-section 3 of section 134 of the Act.
 - Changes, if any, in accounting policies and practices and reasons for the same.
 - Major accounting entries involving estimates based on the exercise of judgment by management.
 - Significant adjustments made in the financial statements arising out of audit findings.
 - Compliance with listing and other legal requirements relating to financial statements.
 - Disclosure of any related party transactions.
 - Qualifications in the draft audit report.
5. Reviewing, with the management, the quarterly financial statements before submission to the board for approval.
6. Reviewing, with the management, the statement of uses / application of funds raised through an issue (public issue, rights issue, preferential issue, etc.), the statement of funds utilized for purposes other than those stated in the offer document / prospectus / notice and the report submitted by the monitoring agency monitoring the utilization of proceeds of a public or rights issue, and making appropriate recommendations to the board to take up steps in this matter;

7. Review and monitor the auditors' independence and performance, and effectiveness of audit process;
8. Approval or any subsequent modification of transactions of the Company with related parties;
9. Scrutiny of inter-corporate loans and investments;
10. Valuation of undertakings or assets of the Company, wherever it is necessary;
11. Evaluation of internal financial controls and risk management systems;
12. Establish a vigil mechanism for director and employment to reports genuine concerns in such manner as may be prescribed;
13. Reviewing the adequacy of internal audit function, if any, including the structure of the internal audit department, staffing and seniority of the official heading the department, reporting structure coverage and frequency of internal audit.
14. Discussion with internal auditors of any significant findings and follow up there on.
15. Reviewing the findings of any internal investigations by the internal auditors into matters where there is suspected fraud or irregularity or a failure of internal control systems of a material nature and reporting the matter to the board;
16. Discussion with statutory auditors before the audit commences, about the nature and scope of audit as well as post-audit discussion to ascertain any area of concern;
17. To look into the reasons for substantial defaults in the payment to the depositors, debenture holders, shareholders (in case of non-payment of declared dividends) and creditors.
18. To review the functioning of the whistle blower mechanism.
19. Approval of appointment of chief financial officer after assessing the qualifications, experience and background, etc. of the candidate;
20. Carrying out any other function as is mentioned in the terms of reference of the audit committee.
21. Reviewing the utilization of loans and/ or advances from investment by the holding company in the subsidiary exceeding rupees 100 crore or 10% of the asset size of the subsidiary, whichever is lower including existing loans / advances / investments existing.
22. Management discussion and analysis of financial condition and results of operations;
23. Statement of significant related party transactions (as defined by the audit committee), submitted by management;
24. Management letters / letters of internal control weaknesses issued by the statutory auditors;
25. Internal audit reports relating to internal control weaknesses;
26. The appointment, removal and terms of remuneration of the chief internal auditor shall be subject to review by the audit committee.

Composition:

As on March 31, 2022 the Audit committee comprised of Three (3) Members out of which Two (2) are Independent Directors and One (1) is Executive Director.

Meeting and Attendance:

The Audit Committee met five times during the Financial Year 2021-22. The maximum gap between two Meetings was not more than 120 days. The Committee met on May 31, 2021, August 14, 2021, August 21, 2021, November 14, 2021 and February 07, 2022. The requisite quorum was present at all the Meetings.

The details of composition of Audit committee and attendance of each committee Member are as follows:

Sr No.	Name of Members	Designation in Committee	Particulars of attendance	
			Number of Meeting Held	No. of meetings attended by the Member
1.	Mr. Hardesh Tolani	Chairman	5	5
2.	Ms. Ekta Gurnasinghani	Member	5	5
3.	Dr. Omkar Herlekar	Member	5	5

In addition to the Audit Committee members, Chief Financial Officer, Heads of Finance and Accounts, Internal Auditors, Cost Auditors, Statutory Auditors and other executives are invited to the Audit committee Meetings, on need only basis. The Company Secretary of the company acts as the Secretary of the committee.

NOMINATION & REMUNERATION COMMITTEE:

The Nomination and Remuneration Committee is constituted in compliance with the requirements of Regulation 19 of the **SEBI (Listing Obligation and Disclosures Requirements)** Regulation 2015 read with the provisions of Section 178 of the Companies Act, 2013. The Nomination and Remuneration committee recommends the Nomination of Directors and carries out evaluation of performance of individual Directors. Besides, it recommends remuneration policy for Directors, Key Managerial Personnel and the Senior Management of the Company.

The Nomination and Remuneration Committee of the Company is constituted in line with the provisions of Regulation 19 of **SEBI (Listing Obligation and Disclosures Requirements)**, read with Section 178 of the Act.

The broad terms of reference of the Nomination and Remuneration Committee are as under:

Recommend to the board the set up and composition of the board and its committees, including:

- a) the "formulation of the criteria for determining qualifications, positive attributes and independence of a director and recommend to the board of directors a policy relating to, the remuneration of the directors, key managerial personnel and other employees".

- b) the committee will consider periodically reviewing the composition of the board with the objective of achieving an optimum balance of size, skills, independence, knowledge, age, gender and experience.
- c) formulation of criteria for evaluation of performance of independent directors and the board of directors.
- d) devising a policy on diversity of board of directors.
- e) identifying persons who are qualified to become directors and who may be appointed in senior management in accordance with the criteria laid down, and recommend to the board of directors their appointment and removal.
- f) Whether to extend or continue the term of appointment of the independent director, on the basis of the report of performance evaluation of independent directors.
- g) Recommend to the board, all remuneration, in whatever form, payable to senior management.
- h) Performing such other duties and responsibilities as may be consistent with the provisions of the committee charter.

Composition

As on March 31, 2022 the Nomination and Remuneration Committee comprised of Three (3) Members of which all are independent Directors.

Meeting and Attendance:

The Nomination and Remuneration Committee met four times during the Financial Year 2021-22. The Committee met on May 31, 2021, August 21, 2021, November 14, 2021 and February 07, 2022.

The details of composition of Nomination and Remuneration Committee and attendance of each committee Member are as follows:

Sr No.	Name of Members	Designation in Committee	Particulars of attendance	
			Number of Meeting Held	No. of meetings attended by the Member
1.	Mr. Hardesh Tolani	Chairman	4	4
2.	Ms. Ekta Gurnasinghani	Member	4	4
3.	Mr. Ajay Sukhwani	Member	4	4

The company Secretary of the company acts as the Secretary of the committee.

B. Detailed reason for the resignation of an Independent Director

No Independent Director resigned before the expiry of his tenure during the financial year 2021-22.

➤ Performance Evaluation of the Board, its Committees and Individual Directors:

Pursuant to the provisions of the Act and the SEBI Listing

Regulations, 2015 (as may be applicable), the nomination and Remuneration committee and the Board of Directors (Board) had carried out an annual evaluation of its own performance and that of its committees and individual Directors.

The performance evaluation criteria were determined by the Nomination and Remuneration Committee. A structured questionnaire was prepared by Nomination and Remuneration committee after taking into consideration the various aspects such as participation at Board/ Committee Meetings, Board functioning, knowledge and skill, personal attributes, Board composition and quality, Board Meetings and procedures, Board strategy and risk management, Board and Management Relations etc. The nomination and Remuneration committee reviewed the performance of the Board, its committees and of the Directors. The performance of the Board and individual Directors was evaluated by the Board seeking inputs from all the Directors. The performance evaluation of the independent Directors was carried out by the entire Board, excluding the Director being evaluated. The performances of the committees were evaluated by the Board seeking inputs from the committee members.

Further, the independent Directors had their separate meeting without the attendance of non-independent directors and members of management wherein they reviewed the performance of the Board as whole, its chairman and non-executive Directors and other items as stipulated under the Act. Recommendations and suggested areas of improvement for the Board, its various committees were considered by the Board.

REMUNERATION OF DIRECTORS:

Nomination and Remuneration Policy:

Remuneration policy of the Company is designed to create a high-performance culture. It enables the Company to attract, retain and motivate employees to achieve results. Our business model promotes customer centricity and requires employee mobility to address project needs. The Company pays remuneration by way of salary, benefits, perquisites and allowances (fixed component) and commission (variable component) to its Managing Director and the Executive Directors. Annual increments are recommended by the Nomination and Remuneration Committee within the salary scale approved by the Board and Members and are effective from April 1, each year

(I) Independent Directors

- a) Independent Directors ('ID') are paid sitting fees for attending the Meetings of the Board and of Committees of which they are Members, and Commission within regulatory limits, as recommended by the NRC and approved by the Board.
- b) Overall remuneration should be reasonable and sufficient to attract, retain and motivate Directors aligned to the requirements of the Company taking into consideration the challenges faced by the Company and its future growth. Remuneration paid should be reflective of the size of the Company, complexity of the Sector / Industry

/ Company's Operations and the Company's capacity to pay the remuneration and be consistent with recognized best practices.

- c) The remuneration payable to Directors shall be inclusive of any remuneration payable for services rendered in any other capacity, unless the services rendered are of professional nature and the NRC is of the opinion that the Director possesses requisite qualification for the practice of the profession.

The Company paid sitting fees of ₹ 25000/- per meeting to its Non-Executive Directors for attending meetings of the Board and meetings of committees of the Board till March 31, 2022.

The non-executive directors are also entitled to reimbursement of expenses for participation in the Board and other meetings in terms of the Companies Act, 2013.

II) Managing Director ('MD') / Executive Director ('ED') / Key Managerial Personnel ('KMP') / rest of the employees

The extent of overall remuneration should be to attract and retain talented and qualified individuals suitable for every role. Hence, remuneration should be market competitive, driven by the role played by the individual, reflective of the size of the Company, complexity of the Sector/ Industry / Company's Operations and the Company's capacity to pay, consistent with recognized best practices and aligned to regulatory requirements. Basic / Fixed Salary is provided to all employees to ensure that there is a steady income in line with their skills and experience. In addition, the Company provides employees with certain perquisites, allowances and benefits in accordance with the terms of employment / contract.

The Board of Directors, on the recommendation of the Nomination and Remuneration Committee, decides the commission payable to the Managing Director and the Executive Directors out of the profits for the financial year and within the ceilings prescribed under the Act, based on the Board evaluation process considering the criteria such as the performance of the Company as well as that of the Managing Director and each Executive Director.

The details of sitting fees paid for the financial year 2021-22 are as under:

Name of Non-Executive Directors	Sitting Fees Paid (in Lakhs)
Mr. Hardesh Tolani	4
Mr. Ajay Sukhwani	3
Ms. Ekta Gurnasinghani	4
Ms. Manali Bhagtani	1.75

Remuneration to Director, Key Managerial Personnel and Senior Management:

- Fixed pay:** The Managing Director, Whole Time Director, Executive Director, Key Managerial Personnel and Senior Management shall be eligible for a monthly remuneration as

may be approved by the Board on the recommendation of the Committee in accordance with the statutory provisions of the Companies Act, 2013, and the rules made thereunder for the time being in force. The break-up of the pay scale and quantum of perquisites including, employer's contribution to P.F, pension scheme, medical expenses, etc. shall be decided and approved by the Board on the recommendation of the Committee and approved by the Shareholders and Central Government, wherever required.

- Minimum Remuneration:** If, in any financial year, the Company has no profits or its profits are inadequate, the Company shall pay remuneration to its Managing Director, Whole Time Director or Executive Director in accordance with the provisions of Schedule V of the Companies Act, 2013 and if it is not able to comply with such provisions, with the prior approval of the Shareholder and Central Government.
- Provisions for excess remuneration:** If any Managing Director, Whole Time Director or Executive Director draws or receives, directly or indirectly by way of remuneration any such sums in excess of the limits prescribed under the Companies Act, 2013 or without the prior sanction of the Central Government, where required, he/ she shall refund such sums to the Company and until such sum is refunded, hold it in trust for the Company. The Company shall not waive recovery of such sum refundable to it unless permitted by the Central Government.

STAKEHOLDERS RELATIONSHIP COMMITTEE:

The Stakeholders' Relationship committee of the Board was constituted in compliance with the provisions of Section 178 of the Companies Act, 2013 and Regulation 20 of the Listing Regulations. This Committee deals with the stakeholder relations and grievances raised by the Investors in a timely and effective manner and to the satisfaction of investors. The Committee oversees performance of the Registrar and Share Transfer Agents of the Company relating to investor services and recommends measures for improvement.

Ms. Nidhi Kulshrestha was the Compliance officer of the company till November 14, 2021 and Ms. Ankita Shetty is the Compliance officer w.e.f. November 15, 2021 pursuant to Regulation 6 of the SEBI LODR Regulations.

Terms of reference:

The Stakeholders Relationship committee, inter alia, is primarily responsible for considering and resolving grievances of security holders of the company. The additional terms of reference of the Stakeholders Relationship committee are:

- Resolving the grievances of the security holders of the listed entity including complaints related to transfer/transmission of share, non-receipt of annual report, non-receipt of declared dividends, issue of new/duplicate certificates, general meetings etc.
- Review of measure taken for effective exercise of voting rights by shareholders.
- Review of adherence to the service standard adopted by the Company in respect of various services being rendered by Registrar & Share Transfer Agent.

- IV) Review of the various measures and initiative taken by the listed entity for reducing the quantum of unclaimed dividend and ensuring timely receipt of dividend warrant/annual report/statutory notices by the shareholders of the company.

As on March 31, 2022, the Stakeholders' Relationship committee comprised of Three (3) Members of which (1) is Independent Director and other (2) are Executive Directors.

The details of composition of Stakeholders' Relationship committee are as follows:

Sr No.	Name of Members	Designation in Committee
1.	Mr. Ajay Sukhwani	Chairman
2.	Mr. Shivanand Hegde	Member
3.	Mr. Mithun Jadhav*	Member

* Mr. Mithun Jadhav resigned w.e.f. 17 June 2022.

Investor grievance report for quarters ended March 31, 2022 were placed at board meeting held on April 11, 2022. No complaints were received in financial year end March 31, 2022.

The company Secretary of the company acts as the Secretary of the committee.

Investor Grievances:

The Securities exchange Board of India has initiated a platform for redressing the investor grievances through SCORES, a web based complaints redressal system. The system processes complaints in a centralized web based mechanism. The company is in compliance with this system. Further, the company has periodically filed a statement detailing investor complaints with BSE Limited (BSE) and the national Stock exchange of India (NSE).

Name, designation and address of the Compliance Officer:

Ankita Shetty Company Secretary & Compliance Officer
A wing, 106, Nirlac Solitaire Tower, Manpada, Thane West
Email: compliance@lasalabs.com

CORPORATE SOCIAL RESPONSIBILITY (CSR) COMMITTEE:

Pursuant to provisions of Section 135(1) of the Companies Act, 2013, the companies having Net worth of INR 500 crore or more; or Turnover of INR 1000 crore or more; or Net Profit of INR 5 crore or more during any financial year shall be required to constitute a Corporate Social Responsibility Committee of the Board "hereinafter CSR Committee" with effect from 1st April, 2014.

The CSR Policy as approved by the Board has been placed on the company's website and can be accessed at www.lasalabs.com

The Corporate Social Responsibility (CSR) Committee of the Board was constituted in Compliance with the provisions of Section 135 of the Companies Act 2013. The Company is focused on value creation of communities by contributing to the social and environmental needs.

Terms of reference:

The purpose of the committee is to formulate CSR Policy of the company and monitor its implementation. CSR Committee of the Company is constituted in line with the provision of Section 135

of the Act. The Board term of reference of CSR committee is as follows:

- Formulate and recommend to the board, a CSR Policy indicating to be undertaken by the Company as specified in schedule VII of the Act;
- Recommend the amount of expenditure to be incurred on the activities referred to above;
- Monitor the CSR Policy of the Company from time to time;

As on March 31, 2022 the Corporate Social Responsibility (CSR) Committee comprised of Four (4) Members of which (2) are Independent Director and other (2) are Executive Directors.

The details of composition of Corporate Social Responsibility (CSR) Committee and attendance of each committee Member are as follows:

Sr No.	Name of Members	Designation in Committee	Particulars of attendance	
			Number of total meeting held	No. of meetings attended by the Member
1.	Mr. Ajay Sukhwani	Chairman	1	1
2.	Mr. Omkar Herlekar	Member	1	1
3.	Mr. Mithun Jadhav*	Member	1	1
4.	Ms. Manali Bhagtani	Member	1	1

* Mr. Mithun Jadhav resigned w.e.f. 17 June 2022.

During the Financial Year 2021-22, the meeting of Corporate Social Responsibility Committees was held on May 31, 2021.

The Company Secretary of the company acts as the Secretary of the committee.

MEANS OF COMMUNICATION

Quarterly Results

The Company communicates to the Stock Exchanges about the quarterly financial results within 30 minutes from the conclusion of the Board Meeting in which the same is approved.

The Results are usually published in Business Standard, Dainik Lakshdeep (Marathi) having the wide circulation where in the registered office of the Company is situated.

The Results are also placed on website of the Company i.e. www.lasalabs.com.

Website

All the Information and disclosures required to be disseminated as per Regulation 46(2) of the Listing Regulations and Companies Act, 2013 are being posted at company's website www.lasalabs.com.

The official news releases and presentations to the institutional investors or analysts (if any) are disseminated to the stock exchanges at www.nseindia.com and www.bseindia.com and the same is being also uploaded on the website of the company www.lasalabs.com.

Designated email address for investor services

To serve the investors better and as required under Listing Regulations, the designated email address for investors services investor@lasalabs.com.

Dematerialization of shares and liquidity:

The Company's shares are compulsorily traded in dematerialized form on NSE and BSE. Equity shares of the Company are dematerialized as on March 31, 2022. Under the Depository System, the International Securities Identification Number (ISIN) allotted to the Company's shares is INE670X01014.

Outstanding GDRs/ADRs/Warrants or any convertible instruments, conversion date and likely impact on equity:

The Company has not issued any GDRs/ADRs/Warrants or any convertible instruments in the past and hence as on March 31, 2022 the Company does not have any outstanding GDRs/ADRs/Warrants or any convertible instruments.

GENERAL SHAREHOLDER INFORMATION:**A. Annual General Meeting****Location and time of Annual General Meetings held in last three years:**

For the Year	Location	Date & Time	Special Resolution Passed
2018-19	C-105, MIDC, Mahad, Dist-Raigad, Maharashtra 402309	Sept 27, 2019 at 09:00 am	Yes
2019-20	AGM was held through Video Conferencing	Sept 25, 2020 At 09.00 am	No
2020-21	AGM was held through Video Conferencing	Sept 24, 2021 At 09.00 am	Yes

- B. Whether any special resolution passed last year through postal ballot – no postal ballot taken last year.
- C. Person who conducted the postal ballot exercise: N/A
- D. Whether any special resolution is proposed to be conducted through postal ballot- NO.
- E. Financial Year: April 01, 2021 to March 31, 2022.
- F. Financial Calendar

The tentative dates for Board Meetings for consideration of quarterly financial results are as follows:

Sr. no.	Particulars of the Quarter	Tentative dates*
1.	Financial Results for 1st Quarter 2022-23	Before August 14, 2022
2.	Financial Results for 2nd Quarter 2022-23	Before November 14, 2022
3.	Financial Results for 3rd Quarter 2022-23	Before February 14, 2022
4.	Annual Accounts 2022-23	Before end of May, 2023

*or such other date as may be allowed by SEBI and the MCA.

G. Dividend Payment date

Board of Directors has declared dividend in their Board Meeting held on April 11, 2022 @ ₹ 0.25 (2.5%) per equity share for financial year 2021-2022 subject to approval of shareholders in ensuing Annual General Meeting to be held on September 26 2022.

H. Listing on Stock Exchanges and Address of stock exchange.

Segment	ISIN no for NSDL/CDSL	Name of Stock Exchange & Address of the stock exchange	Scrip Code
Equity	INE670X01014	BSE Limited 25th Floor, P. J. Towers, Dalal Street, Mumbai 400 001. National Stock Exchange of India Limited Exchange Plaza, C-1, Block G, Bandra Kurla Complex Bandra (East), Mumbai 400 051	540702 LASA

I. Listing Fees

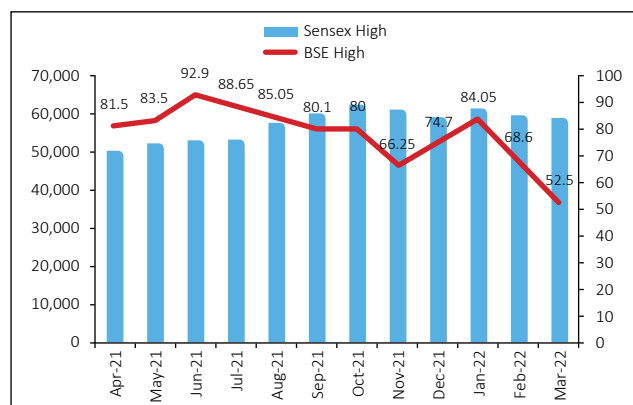
Annual listing fees for FY 2021-22 have been paid to all the Stock Exchanges where the securities of the Company are listed i.e on National Stock Exchange and Bombay Stock Exchange Limited.

J. Market Price Data:

High, Low (based on daily closing prices) and number of equity shares traded during each month in the year 2021-22 on NSE and BSE:

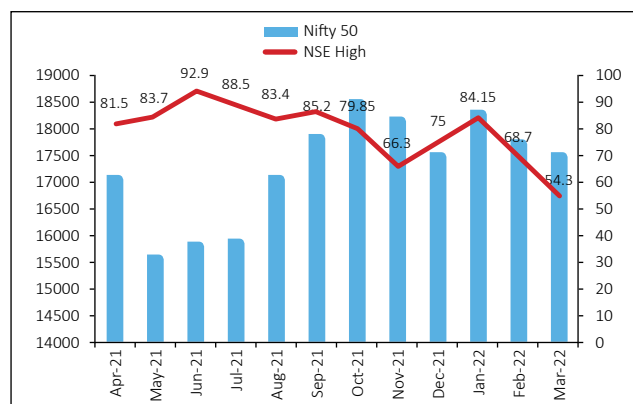
Stock Market data for the year 2021-2022

	BSE			BSE Sensex		
Month	High Price	Low Price	Month Close	High	Low	Month Close
Apr-21	81.50	58.30	77.10	50,375.77	47,204.50	48,782.36
May-21	83.50	72.10	73.45	52,013.22	48,028.07	51,937.44
Jun-21	92.90	73.55	81.65	53,126.73	51,450.58	52,482.71
Jul-21	88.65	70.35	74.45	53,290.81	51,802.73	52,586.84
Aug-21	85.05	60.95	78.10	57,625.26	52,804.08	57,552.39
Sep-21	80.10	69.50	77.35	60,412.32	57,263.90	59,126.36
Oct-21	80.00	61.30	63.05	62,245.43	58,551.14	59,306.93
Nov-21	66.25	55.00	55.90	61,036.56	56,382.93	57,064.87
Dec-21	74.70	55.40	68.85	59,203.37	55,132.68	58,253.82
Jan-2022	84.05	65.00	67.70	61,475.15	56,409.63	58,014.17
Feb-2022	68.60	41.65	43.50	59,618.51	54,383.20	56,247.28
Mar-2022	52.50	38.15	41.70	58,890.92	52,260.82	58,568.51



Graphical presentation of movement of Company's Stock Price as compared to Nifty and Sensex from April 2021 to March 2022 is as follow:

Month	NSE			Nifty		
	High Price	Low Price	Month Close	High	Low	Month Close
Apr-21	81.50	57.50	77.30	17172.8	15511.05	17158.25
May-21	83.70	72.10	73.60	15606.35	14416.25	15582.8
Jun-21	92.90	73.00	81.80	15915.65	15450.9	15869.25
Jul-21	88.50	70.00	74.70	15962.25	15513.45	15924.2
Aug-21	83.40	60.60	78.10	17153.5	15834.65	17132.2
Sep-21	85.20	70.00	77.10	17947.65	17055.05	17855.1
Oct-21	79.85	61.25	62.95	18604.45	17452.9	18477.05
Nov-21	66.30	54.85	56.05	18210.15	16782.4	18109.45
Dec-21	75.00	55.05	68.60	17639.5	16410.2	17516.85
Jan-22	84.15	65.20	67.50	18350.95	16836.8	18308.1
Feb-22	68.70	41.25	43.75	17794.6	16203.25	17780
Mar-22	54.30	37.70	41.80	17559.8	15671.45	17498.25



Depositories of the Company:

National Securities Depository Limited 4th and 5th Floor, 'A' Wing, Trade World, Kamala Mills compound, Lower Parel, Mumbai 400 013, India

Tel.: +91 (22) 2499 4200

Fax: +91 (22) 2497 6351

E-mail: info@nsdl.com

Website: www.nsdl.com

Central Depository Services (India) Limited

Phiroze Jeejeebhoy towers, 16th Floor, Dalal Street, Fort, Mumbai 400 001, India.

Tel.: +91 (22) 2272 3333

Fax: +91 (20) 2272 3199

E-mail: investors@cdslindia.com

Website: www.cdslindia.com

Registrar and Share Transfer Agent ("RTA"):

Bigshare Services Private Limited

Office No S6-2, 6th floor Pinnacle Business Park, Next to Ahura Centre, Mahakali Caves Road, Andheri (East) Mumbai- 400093, India.

Tel: 022 62638200

Fax: 022 62638299

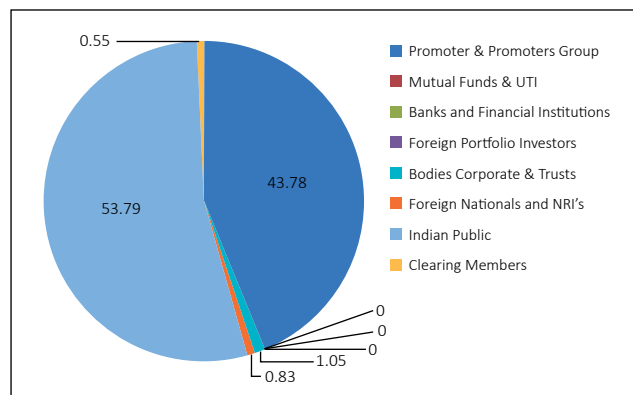
Website: www.bigshareonline.com

Distribution of Shareholding as on March 31, 2022:

SHAREHOLDING OF NOMINAL		NUMBER OF SHAREHOLDERS	% TO TOTAL	SHARES	% TO TOTAL
1	500	23703	83.2619	3146018	7.735
501	1000	2353	8.2654	1917284	4.7139
1001	2000	1212	4.2574	1854451	4.5595
2001	3000	415	1.4578	1078639	2.652
3001	4000	176	0.6182	637828	1.5682
4001	5000	176	0.6182	832368	2.0465
5001	10000	235	0.8255	1790713	4.4027
10001	999999999	198	0.6955	29415367	72.3222
		28468	100.0000	40672668	100.0000

Categories of shareholders:

Category	Shares as on March 31, 2022		Shares as on March 31, 2021	
	No.	%	No.	%
Promoter & Promoters Group#	17808231	43.78	26222090	64.47
Mutual Funds & UTI	0	0	0	0
Banks and Financial institutions	0	0	5	0
Foreign Portfolio investors	0	0	0	0
Bodies corporate & trusts	424805	1.05	2320862	5.72
Foreign nationals and NRI's	337472	0.83	360778	0.88
Indian Public	21879470	53.79	11632932	28.60
Clearing Members	222690	0.55	136006	0.33
Total	40672668	100	40672668	100

CATEGORIES OF SHAREHOLDERS 2021-2022**Statement showing Shareholding more than 1% of the Share Capital as on March 31, 2022**

Sr. No.	Names of Shareholders	Number of Shares	Percentage of Capital
1.	Omkar Pravin Herlekar	17808231	43.78
2.	BNP Enterprises	6545249	16.02
3.	Anil Vishanji Dedhia	600000	1.47

Dematerialization of Shares and Liquidity:

The Company's Equity Shares have been dematerialised with the Central Depository Services (India) Limited (CDSL) and the National Securities Depository Limited (NSDL). The International Security Identification Number (ISIN) is an identification number for traded shares. This number is to be quoted in each transaction relating to the dematerialised shares of the company. The ISIN of the company for its shares is mentioned above. The company also periodically undertakes audit of share capital by Practicing Company Secretary and submits the same with BSE & NSE.

The statuses of shares held in physical and dematerialized forms as on March 31, 2022 are given below:

Particulars	Shares Held	
	No.	%
Physical Form	3981	0.01
Electronic Form with NSDL	25272069	62.14
Electronic Form with CDSL	15396618	37.85
Total	40672668	100

Outstanding GDR/ ADR/ Warrants or any Convertible Instruments, Conversion Date and likely impact on Equity:

As on March 31, 2022, the company has no GDR/ ADR/ Warrants or any such convertible instruments outstanding and there is no likely impact on the Company's Equity Shares in the Financial Year 2021-22.

Commodity Price Risks and Commodity Hedging Activities: Not applicable**Foreign exchange risk and hedging Activities:**

The company is a not forex earner and cover is taken based on budgeted rates and management judgment.

Plant locations:

Manufacturing Unit – I: Plot no. C-105 and C-105/1, Mahad Industrial Area, M.I.D.C., Village Khaire Airwandi, Sub Dist. - Mahad, Dist. Raigad, Maharashtra.

Manufacturing Unit – II: Plot no. C-4, C-1 & C-43, MIDC Lote Parshuram Industrial area, Taluka Khed, Dist. Ratnagiri, Maharashtra.

Manufacturing Unit – III: B-15 & B-16, MIDC Lote Parshuram Industrial area, Taluka Khed, Dist. Ratnagiri, Maharashtra.

Manufacturing Unit – IV: D-27/5, MIDC Lote Parshuram Industrial Area, Taluka Khed, Dist. Ratnagiri, Maharashtra.

Address for Correspondence:

Investors and shareholders can correspond with the company at the following address:

Office No. 506 & 507, 5th floor, Midas, Sahar Plaza, Andheri kurla road, Andheri East Mumbai 400059.

OTHER DISCLOSURES:

Investor correspondence should be addressed to *investor@lasalabs.com*.

To allow us to serve shareholders with greater speed and efficiency, the Company strongly recommends email based correspondence on all issues, which do not require signature verification for being processed. Shareholders are expected to update any change in their residential address with our RTA to avoid non-receipt of dividends, annual reports, etc.

Other Disclosures**A. Materially significant related party transaction that may potentially conflict with the Company's interest**

During FY 2021-22, there were no materially significant related party transactions; that is, transactions of the Company of material nature with bodies including its subsidiaries, promoters, directors, management, and relatives, which may have potential conflict with the interests of Company at large. Attention of members is drawn to disclosures of transactions with related parties, as set out in notes to accounts.

B. Details of Non-compliance

There has not been any non-compliance of mandatory requirements of the Company. No penalties or strictures were imposed on the Company by the Stock Exchanges, SEBI, or any statutory authority for matters related to capital markets during the last 3 years.

C. Vigil Mechanism/ Whistle Blower policy

With a view to establish a mechanism for protecting employees reporting unethical behavior, frauds, or violation of the Company's Code of Conduct, the Board of Directors have adopted a Whistle Blower Policy. No person has been denied access to the Audit Committee.

D. Web link for Policies

The Whistle Blower Policy, and the Policy on dealing with Related Party Transactions are available on the link www.lasalabs.com

E. Utilization of funds

There were no funds raised through preferential allotment or qualified institutions placement as specified under Regulation 32 (7A) during this financial year.

F. Certificate from Practicing Company Secretary on Director's eligibility

A certificate from a company secretary in practice that none of the Directors on the Board of the Company have been debarred or disqualified from being appointed or continuing as Directors of the Companies by the Board/Ministry of Corporate Affairs forms the part of this report.

G. Details of total fees paid to statutory auditors

The details of total fees for all the services paid by the Company to statutory auditor are as follows:

Year of service	2021-22	2020-21
Audit Fees(₹ in Lakhs)	8.00	8.00

H. Disclosures in relation to the Sexual Harassment of Women at Workplace (Prevention, Prohibition and Redressal) Act, 2013:

Number of Complaints	Received during Financial year 2020-21	Disposed during Financial year 2020-21	Pending at the end of Financial year 2020-21
0	0	0	0

I. Details of Compliance with Corporate Governance Requirements

The Company has complied with the requirements specified in Regulation 17 to 27 and clause (b) to (i) of sub regulation (2) of Regulation 46 of Listing Regulations.

J. Recommendation by the Board Committees:

There has been no instance of rejection by the Board for any recommendations by the Board Committees during this financial year.

K. Practicing Company Secretary's Certificate on Corporate Governance.

As stipulated in Para E of Schedule V of the Listing Regulations, the Practicing Company Secretary's Certificate regarding the compliance of conditions of corporate governance is attached to the Board's Report.

L. Declaration By The Managing Director & CEO

I, Dr. Omkar P Herlekar, Chairman & Managing Director of Lasa Supergenerics Limited (LASA) hereby confirm pursuant to SEBI (Listing Obligations & Disclosure Requirements) Regulations, 2015, that

- The Board of Directors of LASA has laid down a Code of Conduct for all the Board members and senior management of the Company.
- All the Board Members and senior management personnel have affirmed their compliance with the said Code of Conduct for the year ended March 31, 2022.

SD/-
OMKAR P. HERLEKAR
CHAIRMAN & DIRECTOR

AUDITORS' CERTIFICATE ON CORPORATE GOVERNANCE

To,
The Members
Lasa Supergenerics Limited

1. We have examined the compliance of conditions of Corporate Governance by LASA SUPERGENERICS LIMITED ('the Company'), for the year ended on 31st March, 2022, as stipulated in Regulation 17 to 27 and clauses (b) to (i) of Regulation 46(2) and para C, D and E of Schedule V of the Securities and Exchange Board of India (Listing Obligations and Disclosure Requirements) Regulation, 2015, as amended ("SEBI Listing Regulations").

Management's Responsibility

2. The compliance of conditions of Corporate Governance is the responsibility of the Management. This responsibility includes the design, implementation and maintenance of internal control and procedures to ensure the compliance with the conditions of the Corporate Governance stipulated in the SEBI Listing Regulations.

Auditor's Responsibility

3. Our responsibility is limited to examining the procedures and implementation thereof, adopted by the Company for ensuring compliance with the conditions of the Corporate Governance. It is neither an audit nor an expression of opinion on the financial statements of the Company.
4. We have examined the books of account and other relevant records and documents maintained by the Company for the purposes of providing reasonable assurance on the compliance with Corporate Governance requirements by the Company.
5. We have carried out an examination of the relevant records of the Company in accordance with the Guidance Note on Certification of Corporate Governance (the "Guidance Note") issued by the Institute of the Chartered Accountants of India ("ICAI") and the Standards on Auditing ("SA"s) specified under Section 143(10) of the Companies Act, 2013, in so far as applicable for the purpose of this certificate and as per the Guidance Note issued by the ICAI which requires that we comply with the ethical requirements of the Code of Ethics issued by the ICAI.
6. We have complied with the relevant applicable requirements of the Standard on Quality Control (SQC) 1, Quality Control for Firms that Perform Audits and Reviews of Historical Financial Information, and Other Assurance and Related Services Engagements.

Opinion

7. Based on our examination of the relevant records and according to the information and explanations provided to us and the representation provided by the Management, we certify that the Company has complied with the conditions of Corporate Governance as stipulated in regulations 17 to 27 and clauses (b) to (i) of regulation 46(2) and para C and D of Schedule V of the SEBI Listing Regulations during the year ended March 31, 2022.
8. We state that such compliance is neither an assurance as to the future viability of the Company nor the efficiency or effectiveness with which the Management has conducted the affairs of the Company.

For M/s. Thanawala & Co.
Chartered Accountant
Firm Reg. No.: 110948W

Place: Mumbai
Date: 26 August, 2022

V K Thanawala
Proprietor
Membership No.: 015632
UDIN: 22015632AQFMRK2241

ANNEXURE III

DETAILS OF THE REMUNERATION OF DIRECTORS, KMPs AND EMPLOYEES

[Pursuant to Section 197(12) of the Companies Act, 2013 read with Rule 5(1) of the Companies (Appointment and Remuneration of Managerial Personnel) Rules, 2014] for the year ended on March 31, 2022

- The percentage increase in remuneration of each Director, Chief Financial Officer and Company Secretary during the Financial Year 2021-22, ratio of the remuneration of each Director to the median remuneration of the employees of the Company for the Financial Year 2021-22 and the comparison of remuneration of each Key Managerial Personnel (KMP) against the Performance of the Company are as under: (Explanation: (i) The expression "median" means the numerical value separating the higher half of the population from the lower half and the median of a finite list of numbers may be found by arranging all the observation from lowest value to highest value and picking the middle one; (ii) If there is even number of observations, the median shall be average of the two middle values.)

Sr. no	Name of Director/KMP	Remuneration of Director/ KMP for Financial Year 2021-22 (In ₹)	% increase in Remuneration in the Financial Year	Ratio of Remuneration of each Director/ KMP to median remuneration of employees.
1	Dr. Omkar Herlekar, Chairman & Managing Director	2220000	-	8.81
2	Mr. Shivanand Hegde, Whole-time Director	1535500	-	6.09
3	Mr. Mithun Jadhav, Whole-time Director	2220000	-	8.81
4	Mr. Hardesh Tolani, Non-Executive & Independent Director	400000	-	1.59
5	Mr. Ajay Sukhwani, Non-Executive & Independent Director	300000	-	1.19
6	Ms. Ekta Gurnasinghani, Non-Executive & Independent Director	400000	-	1.59
7	Ms. Manali Bhagtani, Non-Executive & Independent Director	175000	-	0.69
8	Mr. Ravi Shankar Kabra, Chief Financial Officer	750000	-	2.98
9	Ms. Nidhi Kulshrestha, Company Secretary & Compliance Officer*	392850	-	1.56
10	Ms. Ankita Shetty, Company Secretary & Compliance Officer**	172266	-	0.68

*Resigned w.e.f November 14, 2021

** Appointed w.e.f. November 15, 2021

Notes:

- The percentage increase in remuneration of non-executive director is not applicable, as no remuneration in the form of commission was paid for FY 2020-21 and FY 2021-22.
 - Remuneration includes commission paid to executive Director and sitting fees paid to Non-Executive Directors.
 - The remuneration to Directors is within the overall limits approved by the shareholders.
- The numbers of permanent employees on the rolls of the Company (Including Directors-173 (As on March 31, 2022).
 - Average percentile increase already made in the salaries of the employees other than the managerial personnel in the last financial year and its comparison with the percentile increase in the managerial remuneration and justification thereof and point out if there are any exceptional circumstances for increase in the managerial remuneration.
 - Affirmation that the remuneration is as per the remuneration policy of the company.
It is hereby affirmed that the remuneration paid to the directors is as per the Remuneration policy of the company.
 - The ratio of the remuneration of the highest paid Director to that of the employees who are not Directors but receive remuneration in excess of the highest paid Director during the year: Not Applicable
 - Affirmation that the remuneration is as per the remuneration policy of the Company: Yes

DETAILS OF THE REMUNERATION OF DIRECTORS, KMP'S AND EMPLOYEES

Statement pursuant to Section 197(12) of the Companies Act, 2013 read with Rule 5(2) of the Companies (Appointment and Remuneration of Managerial Personnel) Rules, 2014 for the year ended on March 31, 2022.

1. Details of employees employed throughout the year and in receipt of remuneration at the rate of not less than ₹ 1,20,00,000/- p.a. : **None**
2. Details of employees employed for a part of the financial year and in receipt of remuneration for any part of the year, at a rate which, in aggregate, was not less than Eight Lakh Fifty thousand rupees per month: **None**
3. Details of employees employed throughout the financial year or part thereof and was in receipt of remuneration in the year and is in excess of the remuneration of the Managing Director or Whole Time Director: **None**

**For and On behalf of the Directors
Lasa Supergenerics Limited**

**Date: April 11, 2022
Place: Mumbai**

**Sd/-
Dr. Omkar P. Herlekar,
Chairman & Managing Director
DIN – 01587154**

SECRETARIAL AUDIT REPORT

FOR THE FINANCIAL YEAR ENDED ON 31ST MARCH, 2022

[Pursuant to section 204(1) of the Companies Act, 2013 and rule No.9 of the Companies (Appointment and Remuneration Personnel) Rules, 2014]

To,
The Members,
Lasa Supergenerics Limited
C-105, MIDC Mahad, Mahad
Raigad, MH – 402301.

I have conducted the secretarial audit of the compliance of applicable statutory provisions and the adherence to good corporate practices by **Lasa Supergenerics Limited**

(CIN: L24233MH2016PLC274202) (hereinafter called the Company). Secretarial Audit was conducted in a manner that provided me a reasonable basis for evaluating the corporate conducts/statutory compliances and expressing our opinion thereon.

Based on my verification of the Company's books, papers, minute books, forms and returns filed and other records maintained by the company and also the information provided by the Company, its officers, agents and authorized representatives during the conduct of secretarial audit. I hereby report that in my opinion, the company has, during the audit period covering the financial year ended on 31st March, 2022 complied with the statutory provisions listed hereunder and also that the Company has proper Board-processes and compliance-mechanism in place to the extent, in the manner and subject to the reporting made hereinafter:

I have examined the books, papers, minute books, forms and returns filed and other records maintained by the Company for the financial year ended on 31st March, 2022 according to the provisions of:

- i. The Companies Act, 2013 (the Act) and the rules made thereunder;
- ii. The Securities Contracts (Regulation) Act, 1956 ('SCRA') and the rules made thereunder;
- iii. The Depositories Act, 1996 and the Regulations and Bye-laws framed thereunder;
- iv. Foreign Exchange Management Act, 1999 and the rules and regulations made thereunder to the extent of Foreign Direct Investment, Overseas Direct Investment and External Commercial Borrowings;
- v. The following Regulations and Guidelines prescribed under the Securities and Exchange Board of India Act, 1992 ('SEBI Act'):-
 - (a) The Securities and Exchange Board of India (Substantial Acquisition of Shares and Takeovers) Regulations, 2011;
 - (b) The Securities and Exchange Board of India (Prohibition of Insider Trading) Regulations, 2015;
 - (c) The Securities and Exchange Board of India (Issue of Capital and Disclosure Requirements) Regulations, 2018;
 - (d) The Securities and Exchange Board of India (Share Based Employee Benefits and Sweat Equity) Regulations, 2021; - **Not applicable to the company for the financial year ended March 31, 2022**
 - (e) The Securities and Exchange Board of India (Issue and Listing of Debt Securities) Regulations, 2008; - **Not applicable to the company for the financial year ended March 31, 2022**
 - (f) The Securities and Exchange Board of India (Registrars to an Issue and Share Transfer Agents) Regulations, 1993 regarding the Companies Act and dealing with client;
 - (g) The Securities and Exchange Board of India (Delisting of Equity Shares) Regulations, 2021; - **Not applicable to the company for the financial year ended March 31, 2022 and**
 - (h) The Securities and Exchange Board of India (Buyback of Securities) Regulations, 2018; - **Not applicable to the company for the financial year ended March 31, 2022.**

I have relied on the representation made by the Company, its Officers and on the reports given by designated professionals for systems and processes formed by the Company to monitor and ensure compliances under other applicable Acts, Laws and Regulations to the Company.

I have also examined compliance with the applicable clauses of the following:

- (i) Secretarial Standards issued by The Institute of Company Secretaries of India.
- (ii) The Listing Agreements entered into by the Company with Stock Exchanges read with Securities and Exchange Board of India (Listing Obligations and Disclosure Requirements) Regulations, 2015.

During the period under review the Company has complied with the provisions of the Act, Rules, Regulations, Guidelines, Standards, etc. mentioned above.

I further report that:

During the year under review, the Company held a NCLT / Court Convened Meeting held on Saturday, June 12, 2021 at 10:30 A.M and commenced at 11:00 am Indian Standard Time ("IST") due to want of quorum, which then concluded at 11:45 am through Video Conferencing/ Other Audio Visual Means ("VC/OAVM") to passed special resolution to approve Scheme of Amalgamation of Harishree Aromatics And Chemicals Private Limited with Lasa Supergenerics Limited.

The Company has altered its Capital clause of Memorandum of Association in the Annual General Meeting held on 24th September, 2021 and complied the applicable provisions.

I further report that:

The Board of Directors of the Company is duly constituted with proper balance of Executive Directors, Non-Executive Directors and Independent Directors. The changes in the composition of the Board of Directors that took place during the period under review were carried out in compliance with the provisions of the Act. The appointment /re-appointment/ cessation of Directors and key managerial persons were in compliance with the provisions of the Act.

Adequate notice is given to all the Directors to schedule the Board Meetings. Agenda and detailed notes on agenda were sent at least seven days in advance except in few cases and a system exists for seeking and obtaining further information and clarifications on the agenda items before the meeting and for meaningful participation at the meeting.

All decisions at Board Meetings and Committee Meetings are carried out unanimously as recorded in the minutes of the meetings of the Board of Directors or Committee of the Board, as the case may be.

I further report that there are adequate systems and processes in the company commensurate with the size and operations of the company to monitor and ensure compliance with applicable laws, rules, regulations and guidelines.

I further report that the compliance by the Company for the applicable Financial Laws like Direct Taxes, Indirect Taxes and the compliance of the Accounting Standards, quarterly financial results under Regulation 33 of SEBI (LODR) Regulations, 2015 and the annual financial statements, Cost Records has not been reviewed in this audit report, since the same have been subject to the statutory financial audit/ cost audit by other designated professionals.

Sd/-
For Shivam Sharma & Associates
Company Secretaries

Date: 08.08.2022
Place: Mumbai

M.No.: A35727, CP No.: 16558
Peer Review Registration No.: 1811/2022
UDIN: A035727D000763707

*This report is to be read with our letter of even date which is annexed as **Annexure I** and forms an integral part of this report.*

‘Annexure I’

To,
The Members,
Lasa Supergenerics Limited
C-105, MIDC Mahad, Mahad
Raigarh, MH – 402301.

My report of even date is to be read along with this letter.

1. Maintenance of secretarial record is the responsibility of the management of the company. My responsibility is to express an opinion on these secretarial records based on my audit.
2. I have followed the audit practices and processes as were appropriate to obtain reasonable assurance about the correctness of the contents of the Secretarial records. The verification was done on test basis to ensure that correct facts are reflected in secretarial records. I believe that the processes and practices, I followed provide a reasonable basis for my opinion.
3. I have not verified the correctness and appropriateness of financial records and Books of Accounts of the company.
4. Where ever required, I have obtained the Management representation about the compliance of laws, rules and regulations and happening of events etc.
5. The compliance of the provisions of Corporate and other applicable laws, rules, regulations, standards is the responsibility of management. My examination was limited to the verification of procedures on test basis.
6. The Secretarial Audit report is neither an assurance as to the future viability of the company nor of the efficacy or effectiveness with which the management has conducted the affairs of the company.

Sd/-
For Shivam Sharma & Associates
Company Secretaries

Date: 08.08.2022
Place: Mumbai

M.No.: A35727, CP No.: 16558
Peer Review Registration No.: 1811/2022
UDIN: A035727D000763707

SECRETARIAL COMPLIANCE REPORT OF LASA SUPERGENERICS LIMITED FOR THE YEAR ENDED MARCH 31, 2022.

To,
Lasa Supergenerics Limited
C-105, MIDC Mahad, Mahad
Raigarh, MH – 402301.

I Shivam Sharma have examined:

- (a) all the documents and records made available to us and explanation provided by Lasa Supergenerics Limited,
- (b) the filings/ submissions made by the listed entity to the stock exchanges,
- (c) website of the listed entity,
- (d) any other document/ filing, as may be relevant, which has been relied upon to make this certification,

for the year ended 31st March, 2022 ("Review Period") in respect of compliance with the provisions of :

- (a) the Securities and Exchange Board of India Act, 1992 ("SEBI Act") and the Regulations, circulars, guidelines issued thereunder; and
- (b) the Securities Contracts (Regulation) Act, 1956 ("SCRA"), rules made thereunder and the Regulations, circulars, guidelines issued thereunder by the Securities and Exchange Board of India ("SEBI");

The specific Regulations, whose provisions and the circulars/ guidelines issued thereunder, have been examined, include:-

- (a) Securities and Exchange Board of India (Listing Obligations and Disclosure Requirements) Regulations, 2015;
- (b) Securities and Exchange Board of India (Issue of Capital and Disclosure Requirements) Regulations, 2018; **(Not applicable to the Company during the audit period)**
- (c) Securities and Exchange Board of India (Substantial Acquisition of Shares and Takeovers) Regulations, 2011;
- (d) Securities and Exchange Board of India (Buyback of Securities) Regulations, 2018; **(Not applicable to the Company during the audit period)**
- (e) Securities and Exchange Board of India (Share Based Employee Benefits) Regulations, 2014; **(Not applicable to the Company during the audit period)**
- (f) Securities and Exchange Board of India (Issue and Listing of Debt Securities) Regulations, 2008; **(Not applicable to the Company during the audit period)**
- (g) Securities and Exchange Board of India (Issue and Listing of Non- Convertible and Redeemable Preference Shares) Regulations, 2013; **(Not applicable to the Company during the audit period)**
- (h) Securities and Exchange Board of India (Prohibition of Insider Trading) Regulations, 2015;

and based on the above examination, I hereby report that, during the Review Period:

- (a) The listed entity has complied with the provisions of the above Regulations and circulars/ guidelines issued thereunder, except in respect of matters specified below:-

Sr. No	Compliance Requirement (Regulations/circulars/ guidelines including specific clause)	Deviations	Observations/ Remarks of the Practicing Company Secretary
-	-	-	-

- (b) The listed entity has maintained proper records under the provisions of the above Regulations and circulars/ guidelines issued thereunder insofar as it appears from my/our examination of those records.

- (c) The following are the details of actions taken against the listed entity/ its promoters/ directors/ material subsidiaries either by SEBI or by Stock Exchanges (including under the Standard Operating Procedures issued by SEBI through various circulars) under the aforesaid Acts/ Regulations and circulars/ guidelines issued thereunder:

Sr. No.	Action taken by	Details of violation	Details of action taken E.g. fines, warning letter, debarment, etc.	Observations/ remarks of the Practicing Company Secretary, if any.
-	-	-	-	-

- (d) The listed entity has taken the following actions to comply with the observations made in previous reports:

Sr. No.	Observations of the Practicing Company Secretary in the previous reports	Observations made in the secretarial compliance report for the year ended (The years are to be mentioned)	Actions taken by the listed entity, if any	Comments of the Practicing Company Secretary on the actions taken by the listed entity
Not Applicable				

Thanking You

For Shivam Sharma & Associates
Company Secretaries

Date: 26.04.2022
Place: Mumbai

Sd/-
Shivam Sharma
(Proprietor)
M.No.: A35727, CP No.: 16558
Peer Review Registration No.: 1811/2022
UDIN: A035727D000209582

INDEPENDENT AUDITOR'S REPORT

To the Board of Directors of LASA SUPERGENERICS LIMITED Report on the Audit of Financial Results

Opinion

We have audited the annual financial results of LASA SUPERGENERICS LIMITED (hereinafter referred to as the 'Company') for the year ended March 31, 2022 and the Balance Sheet and the Statement of Cash Flows as at and for the year ended on that date, attached herewith, being submitted by the Company pursuant to the requirement of Regulation 33 and Regulation 52 of the SEBI (Listing Obligations and Disclosure Requirements) Regulations, 2015, as amended (the 'Listing Regulations').

In our opinion and to the best of our information and according to the explanations given to us, the aforesaid financial results:

- i. are presented in accordance with the requirements of Regulation 33 and Regulation 52 of the Listing Regulations in this regard; and

- ii. give a true and fair view in conformity with the recognition and measurement principles laid down in the applicable accounting standards prescribed under Section 133 of the Companies Act, 2013 (the "Act") and other accounting principles generally accepted in India, of net profit and other comprehensive income and other financial information of the Company for the year ended March 31, 2022 and the balance sheet and the statement of cash flows as at and for the year ended on that date.

Key Audit Matters

Key audit matters are those matters that, in our professional judgment, were of most significance in our audit of the financial statements of the current period. These matters were addressed in the context of our audit of the financial statements as a whole, and in forming our opinion thereon, and we do not provide a separate opinion on these matters. We have determined the matters described below to be key audit matters to be communicated in our report.

Key Audit Matter	How the matter was addressed in our Audit
Revenue Recognition Revenue is recognised when the control of the product being sold has transferred to the customer. Therefore, there is a risk of revenue being overstated on account of variation in the timing of transfer of control due to the pressure management may feel to achieve performance targets at the reporting period end.	In view of the importance of the matter we applied the following audit procedures in this area, among others to obtain sufficient audit evidence: <ul style="list-style-type: none"> Evaluating the process followed by the company for revenue recognition including understanding and testing of key controls relating to recognition of revenue in correct period. Inspecting documentation/records for sales transactions recorded both side of year-end to determine if revenue has been recognised in the correct period and Critically assessing manual journals posted to revenue to identify unusual or irregular items.
Inventories Inventories held by company comprising Work in progress or Raw Material may be held for long periods of time before sale making it vulnerable to reduction in net realizable value (NRV). This could result in an overstatement of the value of inventory when the carrying value is higher than the NRV. For NRV assessment, the estimated selling price is determined for a phase, sometimes comprising multiple units. The assessment and application of write-down of inventory to NRV are subject to significant judgements. As such inappropriate assumptions in these judgements can impact the assessment of the carrying value of inventories. Considering the management's judgement associated with long dated estimation of future market and economic conditions, we have considered assessment of net realizable value of inventory as a key audit matter.	Our audit procedures to assess the net realizable value (NRV) of inventories included the following: <ul style="list-style-type: none"> Understanding the basis of estimated selling price for the unsold units and work in progress. Evaluating the design and testing operating effectiveness of controls over preparation and update of NRV workings by designated personnel. Testing controls related to review of key estimates, including estimated future selling prices and costs of completion for property development projects. Evaluating the management's judgement with regards to application of write-down of inventory units by auditing the key estimates, data inputs and assumptions adopted in the valuations. Comparing expected future average selling prices with available market conditions such as price range available under industry reports published by reputed consultants.

Emphasis of Matter

The company does not have insurance cover for any of its assets. We are informed that the company had disputed the insurance settlement amount offered by the insurance company against the claim filed by the company (flood insurance claim pertaining to 2019-20). The company has filed a case in the court of law against the insurance company. The court order is awaited. The Company should take immediate steps to resolve the issue and obtain insurance cover.

Other Matters

The continuous spreading of COVID-19 across India has resulted in restriction on physical visit to the client locations and the need for carrying out alternative audit procedures as per the Standards on Auditing prescribed by the Institute of Chartered Accountants of India (ICAI). As a result of the above, the entire audit was carried out based on remote access of the data as provided by the management of the Company. This has been carried out based on the advisory on "Specific Considerations while conducting Distance Audit/ Remote Audit/ Online Audit under current Covid-19 situation" issued by the Auditing and Assurance Standards Board of ICAI. We have been represented by the management of the Company that the data provided for our audit purposes is correct, complete, reliable and are directly generated by the accounting system of the Company without any further manual modifications.

We bring to the attention of the users that the audit of the financial statements has been performed in the aforesaid conditions.

Other Information

The Company's management and Board of Directors are responsible for the other information. The other information comprises the information included in the Company's annual report but does not include the financial statements and our auditors' report thereon.

Our opinion on the financial statements does not cover the other information and we do not express any form of assurance conclusion thereon.

In connection with our audit of the financial statements, our responsibility is to read the other information and, in doing so, consider whether the other information is materially inconsistent with the financial statements or our knowledge obtained in the audit or otherwise appears to be materially misstated. If, based on the work we have performed, we conclude that there is a material misstatement of this other information, we are required to report that fact. We have nothing to report in this regard.

Management's Responsibilities for the Financial Results

These financial results have been prepared on the basis of the annual financial statements. The Company's Board of Directors are responsible for the preparation and presentation of these financial results that give a true and fair view of the net profit and other comprehensive income and other financial information of the Company and the balance sheet and the statement of cash flows in accordance with the recognition and measurement principles laid down in the Indian Accounting Standards prescribed under Section 133 of the Act read with relevant rules issued thereunder and other accounting principles generally accepted in India and in compliance with Regulation 33 and Regulation 52 of the Listing Regulations. The Board of Directors

of the Company are responsible for maintenance of adequate accounting records in accordance with the provisions of the Act for safeguarding of the assets of the Company and for preventing and detecting frauds and other irregularities; selection and application of appropriate accounting policies; making judgments and estimates that are reasonable and prudent; and the design, implementation and maintenance of adequate internal financial controls, that were operating effectively for ensuring accuracy and completeness of the accounting records, relevant to the preparation and presentation of the financial statements that give a true and fair view and are free from material misstatement, whether due to fraud or error, which have been used for the purpose of preparation of the financial results by the Directors of the Company, as aforesaid.

In preparing the financial results, the Board of Directors of the Company are responsible for assessing the ability of the Company to continue as a going concern, disclosing, as applicable, matters related to going concern and using the going concern basis of accounting unless the Board of Directors either intends to liquidate the Company or to cease operations, or has no realistic alternative but to do so. The Board of Directors of the Company are responsible for overseeing the financial reporting process of the Company.

Auditor's Responsibilities for the Audit of the Financial Results

Our objectives are to obtain reasonable assurance about whether the financial results as a whole are free from material misstatement, whether due to fraud or error, and to issue an auditor's report that includes our opinion. Reasonable assurance is a high level of assurance but is not a guarantee that an audit conducted in accordance with SAs will always detect a material misstatement when it exists. Misstatements can arise from fraud or error and are considered material if, individually or in the aggregate, they could reasonably be expected to influence the economic decisions of users taken on the basis of these financial results.

As part of an audit in accordance with SAs, we exercise professional judgment and maintain professional scepticism throughout the audit. We also:

- a. Identify and assess the risks of material misstatement of the financial results, whether due to fraud or error, design and perform audit procedures responsive to those risks, and obtain audit evidence that is sufficient and appropriate to provide a basis for our opinion. The risk of not detecting a material misstatement resulting from fraud is higher than for one resulting from error, as fraud may involve collusion, forgery, intentional omissions, misrepresentations, or the override of internal control.
- b. Obtain an understanding of internal control relevant to the audit in order to design audit procedures that are appropriate in the circumstances. Under Section 143(3) (i) of the Act, we are also responsible for expressing our opinion on whether the company has adequate internal financial controls with reference to financial statements in place and the operating effectiveness of such controls.
- c. Evaluate the appropriateness of accounting policies used and the reasonableness of accounting estimates and related disclosures made by the Board of Directors.
- d. Conclude on the appropriateness of the Board of Directors' use of the going concern basis of accounting and, based on

the audit evidence obtained, whether a material uncertainty exists related to events or conditions that may cast significant doubt on the Company's ability to continue as a going concern. If we conclude that a material uncertainty exists, we are required to draw attention in our auditor's report to the related disclosures in the financial results or, if such disclosures are inadequate, to modify our opinion. Our conclusions are based on the audit evidence obtained up to the date of our auditor's report. However, future events or conditions may cause the Company to cease to continue as a going concern.

- e. Evaluate the overall presentation, structure and content of the financial results including the disclosures, and whether the financial results represent the underlying transactions and events in a manner that achieves fair presentation.

We communicate with those charged with governance regarding, among other matters, the planned scope and timing of the audit and significant audit findings, including any significant deficiencies in internal control that we identify during our audit. We also provide those charged with governance with a statement that we have complied with relevant ethical requirements regarding independence, and to communicate with them all relationships and other matters that may reasonably be thought to bear on our independence, and where applicable, related safeguards.

Report on Other Legal and Regulatory Requirements

1. As required by the Companies (Auditor's Report) Order, 2020 ('the Order') issued by the Central Government of India in terms of Section 143(11) of the Act, we give in the "Annexure 1" a statement on the matters specified in paragraphs 3 and 4 of the Order.
2. As required by Section 143(3) of the Act, we report that:
 - a) We have sought and obtained all the information and explanations which to the best of our knowledge and belief were necessary for the purpose of our audit.
 - b) In our opinion, proper books of accounts as required by law have been kept by the Company so far as it appears from our examination of those books.
 - c) The Balance Sheet, the Statement of Profit and Loss including other comprehensive income, the statement of change in equity and the Cash Flow Statement dealt with by this Report are in agreement with the relevant books of account.
 - d) In our opinion, the aforesaid financial statements comply with Ind AS specified under Section 133 of the Act.
 - e) On the basis of the written representations received from the directors and taken on record by the Board of Directors, none of the directors is disqualified as on March 31, 2022, from being appointed as a director in terms of Section 164(2) of the Act.
 - f) With respect to the adequacy of the internal financial controls over financial reporting of the Company and the operating effectiveness of such controls, refer to our separate report in "Annexure 2" to this report.
 - g) With respect to the other matters to be included in the Auditor's Report in accordance with Rule 11

of the Companies (Audit and Auditors) Rules, 2014 (as amended), in our opinion and to the best of our information and according to the explanations given to us:

- a) The Company has no pending litigations as of March 31, 2022, on its financial position in its standalone financial statements.
- b) The Company did not have any long-term contracts including derivative contracts for which there were any material foreseeable losses.
- c) There were no amounts which were required to be transferred to the Investor Education and Protection Fund by the Company.

The management has represented that, to the best of its knowledge and belief, no funds have been advanced or loaned or invested (either from borrowed funds or share premium or any other sources or kind of funds) by the Company to or in any other person or entity, including foreign entities ("Intermediaries"), with the understanding, whether recorded in writing or otherwise, that the Intermediary shall, whether, directly or indirectly lend or invest in other persons or entities identified in any manner whatsoever by or on behalf of the Company ("Ultimate Beneficiaries") or provide any guarantee, security or the like on behalf of the Ultimate Beneficiaries; The management has represented that, to the best of its knowledge and belief, no funds have been received by the Company from any person or entity, including foreign entities ("Funding Parties"), with the understanding, whether recorded in writing or otherwise, that the Company shall, whether, directly or indirectly, lend or invest in other persons or entities identified in any manner whatsoever by or on behalf of the Funding Party ("Ultimate Beneficiaries") or provide any guarantee, security or the like on behalf of the Ultimate Beneficiaries; and

Based on such audit procedures that were considered reasonable and appropriate in the circumstances, nothing has come to our notice that has caused us to believe that the representations under sub-clause (a) and (b) contain any material misstatement.

3. With respect to the other matters to be included in the Auditor's Report in accordance with the requirements of section 197(16) of the Act.

In our opinion and to the best of our information and according to the explanation given to us, the remuneration paid/ provided by the company to its directors during the year is in accordance with the provisions of Section 197 of the Act. The remuneration paid to any directors is not in excess of the limit laid down U/s 197 of the IT Act. The Ministry of Corporate Affairs has not prescribed other details U/s 197 (16) which requires to be commented by us.

For Thanawala & Company
Chartered Accountants
Firm Reg. No.: 110948W

CA Vijay Thanawala
Proprietor

Place: Mumbai
Date: 11th April 2022

Membership No.: 015632
UDIN: 22015632AGUKGR2790

ANNEXURE 'A' TO THE INDEPENDENT AUDITORS' REPORT

The Annexure referred to in Independent Auditor's Report to the members of the Company on the financial statements for the year ended 31st March 2022, we report that:

- i. a. The Company has maintained proper records showing full particulars, including quantitative details and situation of its fixed assets.
- b. The Company has a regular programme of physical verification of its property plant and equipment by which fixed assets are verified in a phased manner over a period of three years. In our opinion, this periodicity of physical verification is reasonable having regard to the size of the Company and the nature of its assets. In accordance with this programme, certain property plant and equipment were verified during the year and no material discrepancies were noticed on such verification.
- c. According to the information and explanations given to us and on the basis of our examination of the records of the company, the title deeds of immovable properties are held in the name of the Company.
- d. The Company has not revalued its Property, Plant and Equipment (including Right of use assets) during the year ended 31st March 2022.
- e. There are no proceedings initiated or are pending against the Company for holding any benami property under the Prohibition of Benami Property Transactions Act, 1988 and rules made thereunder.
- ii. a. The management has conducted physical verification of inventory at reasonable intervals during the year. As explained to us, the discrepancies noticed on verification between the physical stocks and the book records were not material and have been properly dealt with in the books of account.
- b. During the year, no working capital limits has been sanctioned in excess of five crore rupees, in aggregate, from banks or financial institutions. Accordingly, clause 3(ii)(b) of the Order is not applicable to the company.
- iii. During the year the company has not made any investments in or provided any guarantee or security or granted any loans or advances in the nature of loans, secured or unsecured, to companies, firms, Limited Liability Partnerships or any other parties or to promoters or related parties. Accordingly, clause 3(iii) of the order is not applicable to the company.
- iv. The company has not granted any loans, or made any investments, guarantees, and security, to which the provisions of sections 185 and 186 of the Companies Act 2013 apply.
- v. The Company has neither accepted any deposits from the public nor accepted any amounts which are deemed to be deposits within the meaning of Sections 73 to 76 of the Companies Act and the rules made thereunder, to the extent applicable. Accordingly, the requirement to report on clause 3(v) of the Order is not applicable to the Company.
- vi. We have broadly reviewed the books of accounts maintained by the Company pursuant to the rules prescribed by the

Central Government for maintenance of cost records under Section 148(1) of the Companies Act, 2013 in respect of its manufactured goods and are of the opinion that prima facie, the prescribed accounts and records have been made and maintained. However, we have not carried out a detailed examination of the records with a view to determine whether these are accurate or complete.

- vii. a. Undisputed statutory dues including provident fund, employees' state insurance, income-tax, Goods and Service Tax, Custom Duty and other material statutory dues have generally been regularly deposited with the appropriate authorities though there has been a slight delay in a few cases.

According to the information and explanations given to us, no undisputed amounts payable in respect of income tax, Goods and Service tax, Custom Duty and other material statutory dues were outstanding for the year end, for a period of more than six months from the date they became payable.

- b. According to the records of the Company, there are no dues outstanding of income-tax, sales- tax, service tax, duty of custom, duty of excise, value added tax and cess on account of any dispute for the year ended March 31, 2022, except the following-

Sr. No	Name of the statute	Nature of the dues	Financial year	Forum where dispute is pending	₹ in lakhs including interest and penalty
1	Income Tax Act, 1961	Income Tax	2018-19	Commissioner of Income Tax Appeal	49.91 Lakhs

- viii. The Company has not surrendered or disclosed any transaction, previously unrecorded in the books of account, in the tax assessments under the Income Tax Act, 1961 as income during the year. Accordingly, the requirement to report on clause 3(viii) of the Order is not applicable to the Company.
- ix. a. Based on our audit procedures performed for the purpose of reporting the true and fair view of the financial statements and according to information and explanations given by the management, it has been observed that ECB loan including interest from Bank of Baroda amounting to ₹20,17,08,725 is outstanding as on 31st March 2022. The company has received one time settlement proposal from Bank of Baroda regarding the said ECB loan. However, company is renegotiating some of the terms of said proposal and the effect of the said OTS will be given once the final proposal is received from the bank.
- b. The Company has not been declared as a wilful defaulter by any bank or financial institution or government or any government authority during the year.

- c. During the year the company has not availed of or has been disbursed any term loans
- d. On an overall examination of the financial statements of the Company, no funds raised on short-term basis have been used for long-term purposes during the year by the Company.
- e. The company does not have any Subsidiary, Associates or Joint Ventures.
- f. The company does not have any Subsidiary, Associates or Joint Ventures.
- x. a. The Company has not raised any money during the year by way of initial public offer/further public offer (including debt instruments) hence, the requirement to report on clause 3(x)(a) of the Order is not applicable to the Company.
- b. During the year the Company has not made any preferential allotment or private placement of shares or convertible debentures (fully or partly or optionally) and hence reporting under clause (x)(b) of the Order is not applicable to the Company.
- xi. a. No fraud by the Company or no fraud on the Company has been noticed or reported during the year
- b. There is no instance, during the year that necessitates reporting in the form ADT-4
- c. There are no instances of whistle-blower complaints received by the company during the year.
- xii. The Company is not a Nidhi Company as per the provisions of the Companies Act, 2013. Therefore, the requirement to report on clauses 3(xii)(a), (b) and (c) of the Order is not applicable to the Company.
- xiii. In our opinion, transactions with the related parties are in compliance with Sections 177 and 188 of Companies Act, 2013 where applicable and the details have been disclosed in the notes to the financial statements, as required by the applicable accounting standards.
- xiv. a. The Company has an internal audit system commensurate with the size and nature of its business.
- b. The internal audit reports of the Company issued till the date of the audit report, for the period under audit have been considered by us.
- xv. The Company has not entered into any non-cash transactions with its directors or persons connected with its directors and hence requirement to report on clause 3(xv) of the Order is not applicable to the Company.
- xvi. a. The provisions of Section 45-IA of the Reserve Bank of India Act, 1934 (2 of 1934) are not applicable to the Company. Accordingly, the requirement to report on clause (xvi) (a) of the Order is not applicable to the Company
- b. The Company has not conducted any Non-Banking Financial or Housing Finance activities without obtaining a valid Certificate of Registration (CoR) from the Reserve Bank of India as per the Reserve Bank of India Act, 1934.
- c. The Company is not a Core Investment Company as defined in the regulations made by Reserve Bank of India. Accordingly, the requirement to report on clause 3(xvi) of the Order is not applicable to the Company
- d. There is no Core Investment Company as a part of the Group, hence, the requirement to report on clause 3(xvi) of the Order is not applicable to the Company.
- xvii. The Company has not incurred cash losses in the current financial year or the previous financial year.
- xviii. There has been no resignation of the statutory auditors during the year and accordingly requirement to report on Clause 3(xviii) of the Order is not applicable to the Company
- xix. On the basis of the financial ratios, ageing and expected dates of realization of financial assets and payment of financial liabilities, other information accompanying the financial statements, our knowledge of the Board of Directors and management plans and based on our examination of the evidence supporting the assumptions, we believe that there does not exist material uncertainty as on the date of the audit report that Company is not capable of meeting its liabilities existing at the date of balance sheet as and when they fall due within a period of one year from the balance sheet date. We, however, state that this is not an assurance as to the future viability of the Company. We further state that our reporting is based on the facts up to the date of the audit report and we neither give any guarantee nor any assurance that all liabilities falling due within a period of one year from the balance sheet date, will get discharged by the Company as and when they fall due.
- xx. According to the information and explanation given to us provisions of section 135 of the Companies Act 2013 are not applicable to the company. Accordingly, the requirement to report on clause 3(xx) of the Order is not applicable to the Company.
- xxi. The company does not have any subsidiaries or associates or joint ventures, the accounts of which are to be consolidated and as such there are no consolidated financial statements.

For Thanawala & Company
Chartered Accountants
Firm Reg. No.: 110948W

CA Vijay Thanawala
Proprietor

Place: Mumbai
Date: 11th April 2022

Membership No.: 015632
UDIN: 22015632AGUKGR2790

ANNEXURE B TO INDEPENDENT AUDITOR'S REPORT

Referred to in paragraph 10(f) of the Independent Auditors' Report of even date to the members LASA SUPERGENERICS LIMITED on the financial statements for the year ended March 31, 2022

Report on the internal financial controls under clause(i) of sub-section 3 of section 143 of the Act

We have audited the internal financial controls over financial reporting LASA SUPERGENERICS LIMITED ('the Company') as of March 31, 2022, in conjunction with our audit of the financial statements of the Company for the year ended on that date.

Management's responsibility for internal financial controls

The Company's Management is responsible for establishing and maintaining internal financial controls based on the internal control over financial reporting criteria established by the Company considering the essential components of internal control stated in the Guidance Note on Audit of Internal Financial Controls over Financial Reporting issued by the Institute of Chartered Accountants of India (ICAI). These responsibilities include the design, implementation and maintenance of adequate internal financial controls that were operating effectively for ensuring the orderly and efficient conduct of its business, including adherence to Company's policies, the safeguarding of its assets, the prevention and detection of frauds and errors, the accuracy and completeness of the accounting records, and the timely preparation of reliable financial information, as required under the Act.

Auditor's responsibility

Our responsibility is to express an opinion on the Company's internal financial controls over financial reporting based on our audit. We conducted our audit in accordance with the Guidance Note on Audit of Internal Financial Controls Over Financial Reporting (the 'Guidance Note') and the Standards on Auditing deemed to be prescribed under section 143(10) of the Act to the extent applicable to an audit of internal financial controls, both applicable to an audit of internal financial controls and both issued by the ICAI. Those Standards and the Guidance Note require that we comply with ethical requirements and plan and perform the audit to obtain reasonable assurance about whether adequate internal financial controls over financial reporting was established and maintained and if such controls operated effectively in all material respects.

Our audit involves performing procedures to obtain audit evidence about the adequacy of the internal financial controls system over financial reporting and their operating effectiveness. Our audit of internal financial controls over financial reporting included obtaining an understanding of internal financial controls over financial reporting, assessing the risk that a material weakness exists, and testing and evaluating the design and operating effectiveness of internal control based on the assessed risk. The procedures selected depend on the auditor's judgment, including the assessment of the risks of material misstatement of the financial statements, whether due to fraud or error.

We believe that the audit evidence we have obtained is sufficient and appropriate to provide a basis for our audit opinion on the Company's internal financial controls system over financial reporting.

Meaning of internal financial controls over financial reporting

A company's internal financial control over financial reporting is a process designed to provide reasonable assurance regarding the reliability of financial reporting and the preparation of financial statements for external purposes in accordance with generally accepted accounting principles.

A company's internal financial control over financial reporting includes those policies and procedures that:

1. Pertain to the maintenance of records that, in reasonable detail, accurately and fairly reflect the transactions and dispositions of the assets of the company.
2. Provide reasonable assurance that transactions are recorded as necessary to permit preparation of financial statements in accordance with generally accepted accounting principles, and that receipts and expenditures of the company are being made only in accordance with authorizations of management and directors of the company.
3. Provide reasonable assurance regarding prevention or timely detection of unauthorized acquisition, use, or disposition of the company's assets that could have a material effect on the financial statements.

Inherent limitations of internal financial controls over financial reporting

Because of the inherent limitations of internal financial controls over financial reporting, including the possibility of collusion or improper management override of controls, material misstatements due to error or fraud may occur and not be detected. Also, projections of any evaluation of the internal financial controls over financial reporting to future periods are subject to the risk that the internal financial control over financial reporting may become inadequate because of changes in conditions, or that the degree of compliance with the policies or procedures may deteriorate.

Opinion

In our opinion, the Company has, in all material respects, an adequate internal financial controls system over financial reporting and such internal financial controls over financial reporting were operating effectively as at March 31, 2022, based on the internal control over financial reporting criteria established by the Company considering the essential components of internal control stated in the Guidance Note on Audit of Internal Financial Controls Over Financial Reporting issued by the Institute of Chartered Accountants of India.

For Thanawala & Company
Chartered Accountants
Firm Reg. No.: 110948W

CA Vijay Thanawala
Proprietor

Place: Mumbai
Date: 11th April 2022

Membership No.: 015632
UDIN: 22015632AGUKGR2790

BALANCE SHEET AS AT MARCH 31, 2022

(₹ In Lakhs)

Particulars	Note No.	As at 31 March 2022	As at 31 March 2021
ASSETS			
Non-current assets			
Property, Plant and Equipment	3	11,762.46	13,750.51
Capital Work in Progress	3	457.83	-
Intangible assets	3	446.53	544.70
Financial Assets			
Deposits	4	61.31	58.53
		12,728.14	14,353.74
Current assets			
Inventories	5	1,149.77	1,725.86
Financial Assets			
Trade receivables	6	1,849.17	1,476.81
Cash and cash equivalents	7	1,104.08	383.87
Bank balances other than cash & cash equivalents	8	615.10	56.13
Loans	9	5.00	5.00
Other current assets	10	2,469.59	2,784.64
		7,192.71	6,432.31
		19,920.84	20,786.05
EQUITY AND LIABILITIES			
EQUITY			
Equity Share capital	11	4,067.27	4,067.27
Other Equity	12	10,796.14	11,824.44
		14,863.41	15,891.71
LIABILITIES			
Non-current liabilities			
Provisions	13	62.57	58.61
Deferred Tax Liabilities	14	637.73	782.19
		700.30	840.80
Current liabilities			
Trade payables	15	1,582.43	1,272.21
Other financial liabilities	16	2,017.09	1,946.30
Other current liabilities	17	164.72	201.39
Provisions	18	592.90	436.18
Current tax liabilities (net)	19	-	197.46
		4,357.13	4,053.54
		19,920.84	20,786.05

For Thanawala & Co.

Chartered Accountants

Firm Registration No.: 110948W

CA Vijay Thanawala
(Proprietor)

M.No.: 15632

Place : Mumbai

Date : 11th April, 2022

For Lasa Supergenerics Limited**Omkar Herlekar**
(Chairman & Managing Director)
DIN:01587154**Ankita Shetty**
(Company Secretary)
MEMB NO : A65815**Shivanand Hegde**
(Whole Time Director)
DIN:00185508**Ravi Shankar Kabra**
(Chief Financial Officer)

STATEMENT OF PROFIT AND LOSS FOR THE PERIOD ENDED MARCH 31, 2022

(₹ In Lakhs)

Particulars	Note No.	Year ended 31 March 2022	Year ended 31 March 2021
INCOME			
Revenue from operations	20	13,712.67	20,237.95
Other income	21	5.74	5.76
Total income		13,718.40	20,243.71
EXPENSES			
Cost of materials consumed	22	8,821.08	9,917.70
Cost of Traded Goods		625.11	293.63
Changes in inventories of finished goods, work in process and stock in trade	23	(316.84)	1,023.79
Employee benefits expense	24	992.97	1,401.14
Finance costs (Bank Charges)	25	4.03	196.31
Depreciation and amortisation expense	3	1,399.91	1,582.41
Other expenses	26	2,027.07	2,879.59
Total expenses		13,553.34	17,294.57
Profit / (Loss) before Exceptional items & tax		165.06	2,949.14
Exceptional Items		786.02	-
Profit / (Loss) before tax		(620.96)	2,949.14
Tax expenses			
- Current tax		-	197.46
- (Excess)/Short Tax provision for earlier years		61.99	(90.79)
- Deferred tax	14	(146.23)	564.70
Total tax expense		(84.23)	671.37
Profit / (loss) for the year		(536.72)	2,277.77
Other Comprehensive Income			
<u>Items that will not be reclassified subsequently to profit or loss</u>			
Remeasurement of employee defined benefit obligation		7.87	2.28
Income tax relating to items that will not be reclassified to profit or loss		(1.77)	(0.51)
		6.10	1.77
Total comprehensive income for the year		(530.62)	2,279.54
Earning per equity share for profit attributable to equity shareholders of Lasa Supergenerics Limited	27		
Basic & Diluted EPS (in ₹)		(1.30)	5.60
(Refer Note No.27)			

The above statement of profit & loss should be read in conjunction with the accompanying notes.

For Thanawala & Co.

Chartered Accountants
Firm Registration No.: 110948W

CA Vijay Thanawala
(Proprietor)

M.No.: 15632

Place : Mumbai
Date : 11th April, 2022

For Lasa Supergenerics Limited

Omkar Herlekar
(Chairman & Managing Director)
DIN:01587154

Ankita Shetty
(Company Secretary)
MEMB NO : A65815

Shivanand Hegde
(Whole Time Director)
DIN:00185508

Ravi Shankar Kabra
(Chief Financial Officer)

STATEMENT OF CASH FLOWS FOR THE YEAR ENDED MARCH 31, 2022

(₹ In Lakhs)

Particulars	Year ended 31 March 2022	Year ended 31 March 2021
A. CASH FLOW FROM OPERATING ACTIVITIES		
Net (loss) / profit before tax	165.06	2,949.14
Adjustments for		
Depreciation and Amortisation Expense	1,399.91	1,582.41
Finance Costs	4.03	196.31
Interest income	(5.74)	(5.76)
Remeasurement of employee defined benefit obligation	7.87	2.28
Exceptional Items	(786.02)	-
Provision for doubtful debts and advances (net)	-	-
Operating profit before working capital changes	785.12	4,724.38
Working capital adjustments :-		
(Increase) / Decrease in Trade and Other Receivables	(372.36)	588.02
(Increase) / Decrease in Inventories	576.09	904.62
(Increase) / Decrease in Loans	(2.78)	16.62
(Increase) / Decrease in Other Current Assets	315.05	(503.79)
Increase / (Decrease) in Trade and Other Payables	310.21	(2,100.88)
Increase / (Decrease) in Provisions	160.68	42.85
Increase / (Decrease) in Other Financial Liabilities	70.79	553.15
Increase / (Decrease) in Other Current Liabilities	(534.37)	(93.94)
Cash generated from / (used in) operations	1,308.43	4,131.03
Direct taxes paid (Net of Refunds)	(259.45)	(0.00)
Net cash (used in) / from generated from operating activities	1,048.98	4,131.03
B. CASH FLOW FROM INVESTING ACTIVITIES		
Purchase of property, plant & equipment and intangible assets (including capital work-in-progress and capital advances)	228.48	(658.66)
Net (investments in)/ proceeds from bank deposits (having original maturity of more than three months)	(558.97)	293.24
Interest received	5.74	5.76
Net cash (used in) / generated from investing activities	(324.74)	(359.67)
C. CASH FLOW FROM FINANCING ACTIVITIES		
Proceeds from Issue of Share Capital (Considered as deemed inflow)	-	-
Proceeds from Capital Reserve	-	-
Interest paid	(4.03)	(196.31)
Proceeds from long-term borrowings (net)	-	(1,414.24)
Proceeds from short-term borrowings (net)	-	(2,033.78)
Redemption of investment	-	-
Net cash (used in) / from financing activities	(4.03)	(3,644.33)

Particulars	Year ended 31 March 2022	Year ended 31 March 2021
Net decrease in cash and cash equivalents (A+B+C)	720.21	127.03
Cash and cash equivalents at the beginning of the year	383.87	256.84
Cash and cash equivalents at the end of the year	1,104.08	383.87
Components of cash and cash equivalents considered only for the purpose of cash flow statement		
In bank current accounts in Indian rupees	1,088.17	337.36
Cash on hand	15.91	46.51
	1,104.08	383.87

For Thanawala & Co.

Chartered Accountants
Firm Registration No.: 110948W

**CA Vijay Thanawala
(Proprietor)**

M.No.: 15632

Place : Mumbai

Date : 11th April, 2022

For Lasa Supergenerics Limited

**Omkar Herlekar
(Chairman & Managing Director)**
DIN:01587154

**Ankita Shetty
(Company Secretary)**
MEMB NO : A65815

**Shivanand Hegde
(Whole Time Director)**
DIN:00185508

**Ravi Shankar Kabra
(Chief Financial Officer)**

STATEMENT OF CHANGES IN EQUITY FOR THE PERIOD ENDED MARCH 31, 2022

(₹ in lakhs)

EQUITY SHARE CAPITAL :	Balance as at 1st April, 2020	Changes in equity share capital during the year	Balance as at 31st March, 2021	Changes in equity share capital during the year	Balance as at 31 March, 2022
Paid up Capital	4,067.27	-	4,067.27	(0.00)	4,067.27

(₹ in lakhs)

OTHER EQUITY :	Share Suspense Account	Reserves and Surplus			
Particulars		Capital Reserve	Securities Premium Reserve	Retained Earnings	Total
Balance as at 31st March, 2020	-	5,553.70	4,197.61	327.98	10,079.29
Profit/(Loss) for the year				2,277.77	2,277.77
MAT credit transferred				(534.38)	(534.38)
Items of Other Comprehensive Income for the year, net of tax :					-
Remeasurements of net defined benefit plans				1.77	1.77
Share Capital Issued during the year			-		-
In Pursuant to the Scheme					-
Balance as at 31st March, 2021	-	5,553.70	4,197.61	2,073.13	11,824.44
Profit/(Loss) for the year				(536.72)	(536.72)
MAT credit transferred				-	-
Items of Other Comprehensive Income for the year, net of tax :					-
Remeasurements of net defined benefit plans				6.10	6.10
Share Capital Issued during the year			-		-
In Pursuant to the Scheme					-
Dividend paid for the FY 2020-21				(101.68)	(101.68)
Loss on Sale of Capital Assets		(396.00)			(396.00)
Balance as at 31st March, 2022	-	5,157.70	4,197.61	1,440.83	10,796.14

For Thanawala & Co.Chartered Accountants
Firm Registration No.: 110948W**CA Vijay Thanawala**
(Proprietor)

M.No.: 15632

Place : Mumbai
Date : 11th April, 2022**For Lasa Supergenerics Limited****Omkar Herlekar**
(Chairman & Managing Director)
DIN:01587154**Ankita Shetty**
(Company Secretary)
MEMB NO : A65815**Shivanand Hegde**
(Whole Time Director)
DIN:00185508**Ravi Shankar Kabra**
(Chief Financial Officer)

NOTES TO FINANCIAL STATEMENT AS ON 31 MARCH 2022

1. Corporate Information

Lasa Supergenerics Limited (the Company) is a company registered under Companies Act, 2013 and incorporated on March 11, 2016. The Company is primarily engaged in the business of manufacturing API bulk drugs products. The company's shares got listed on National Stock Exchange & Bombay Stock Exchange as on 21st September 2017 and has a registered office located at Plot No. C-105, Mahad Industrial Area, Mahad, Dist. Raigad, Maharashtra-402309

2A. Basis of preparation

The Statement of Assets and Liabilities of the Company as at March 31, 2022 and the Statement of Profit and Loss, the Statement of Cash flows and the Statement of Changes in Equity for the year ended March 31, 2022 has been prepared under Indian Accounting Standards ('Ind AS') notified under Section 133 of the Companies Act, 2013 read with the Companies (Indian Accounting Standards) Rules, 2015. The financial Statement as at and for the year March 31, 2022 along with financial statement as at and for the year ended March 31, 2021

Accounting Estimates

The preparation of the financial statements, in conformity with the Ind AS, requires the management to make estimates and assumptions that affect the application of accounting policies and the reported amounts of assets and liabilities and disclosure of contingent liabilities as at the date of financial statements and the results of operation during the reported period. Although these estimates are based upon management's best knowledge of current events and actions, actual results could differ from these estimates which are recognized in the period in which they are determined.

Estimates and assumptions

The key assumptions concerning the future and other key sources of estimation uncertainty at the reporting date, which have a significant risk of causing a material adjustment to the carrying amounts of assets and liabilities within the next financial year. The Company based its assumptions and estimates on parameters available when the financial statements were prepared. Existing circumstances and assumptions about future developments, however, may change due to market changes or circumstances arising that are beyond the control of the Company. Such changes are reflected in the financial statements in the period in which changes are made and, if material, their effects are disclosed in the notes to the financial statements.

2B. Significant accounting policies

I. Current versus non-current classification

The Company presents assets and liabilities in the balance sheet based on current/ non-current classification.

An asset/ liability is treated as current when it is:

- a) Expected to be realized/ settled or intended to be sold or consumed in normal operating cycle

- b) Held primarily for the purpose of trading
- c) Expected to be realized/ settled within twelve months after the reporting period, or
- d) Cash or cash equivalent unless restricted from being exchanged or used to settle a liability for at least twelve months after the reporting period

All other assets/ liabilities are classified as non-current.

The operating cycle is the time between the acquisition of assets for processing and their realization in cash and cash equivalents. The Company has identified twelve months as its operating cycle. Deferred tax assets and liabilities are classified as non-current assets and liabilities.

II. Fair value measurement

The Company's accounting policies and disclosures require the measurement of fair values for, both financial and non-financial assets and liabilities. The Company has an established control framework with respect to the measurement of fair values. The management regularly reviews significant unobservable inputs and valuation adjustments. If third party information, such as broker quotes or pricing services, is used to measure fair values, then the management assesses the evidence obtained from the third parties to support the conclusion that such valuations meet the requirements of Ind AS, including the level in the fair value hierarchy in which such valuations should be classified.

When measuring the fair value of a financial asset or a financial liability, the Company uses observable market data as far as possible. Fair values are categorized into different levels in a fair value hierarchy based on the inputs used in the valuation techniques as follows.

- Level 1: quoted prices (unadjusted) in active markets for identical assets or liabilities.
- Level 2: inputs other than quoted prices included in Level 1 that are observable for the asset or liability, either directly (i.e. as prices) or indirectly (i.e. derived from prices).
- Level 3: inputs for the asset or liability that are not based on observable market data (unobservable inputs).

If the inputs used to measure the fair value of an asset or a liability fall into different levels of the fair value hierarchy, then the fair value measurement is categorized in its entirety in the same level of the fair value hierarchy as the lowest level input that is significant to the entire measurement.

The Company recognizes transfers between levels of the fair value hierarchy at the end of the reporting period during which the change has occurred.

III. Property, Plant and Equipment

An item of property, plant and equipment that qualifies as an asset is measured on initial recognition at cost. Following initial recognition, items of property, plant and equipment are carried at its cost less accumulated depreciation and accumulated impairment losses.

The Company identifies and determines cost of each part of an item of property, plant and equipment separately, if the part has a cost which is significant to the total cost of that item of property, plant and equipment and has useful life that is materially different from that of the remaining item.

The cost of an item of property, plant and equipment comprises of its purchase price including import duties and other nonrefundable purchase taxes or levies, directly attributable cost of bringing the asset to its working condition for its intended use and the initial estimate of decommissioning, restoration and similar liabilities, if any. Any trade discounts and rebates are deducted in arriving at the purchase price. Cost includes cost of replacing a part of a plant and equipment if the recognition criteria are met. Expenses directly attributable to new manufacturing facility during its construction period are capitalized if the recognition criteria are met. Expenditure related to plans, designs and drawings of buildings or plant and machinery is capitalized under relevant heads of property, plant, and equipment if the recognition criteria are met.

Capital work in progress and Capital advances:

Cost of assets not ready for intended use, as on the balance sheet date, is shown as capital work in progress. Advances given towards acquisition of fixed assets outstanding at each balance sheet date are disclosed as Other Non-Current Assets.

Depreciation/ Amortization:

- a) Depreciation on tangible assets is provided on straight line basis considering the useful lives prescribed in Schedule II to the Act on a pro-rata basis.
- b) Leasehold improvements are amortized based on primary lease period or their useful lives prescribed under Schedule -II, whichever is lower.
- c) The asset's useful lives are reviewed and adjusted, if appropriate, at the end of each reporting period.
- d) An asset's carrying amount is written down immediately to its recoverable amount if the asset's carrying amount is greater than its estimated recoverable amount.
- e) The residual values, useful lives, and methods of depreciation of property, plant and equipment are reviewed at each financial year end and adjusted prospectively, if appropriate.

Derecognition:

The carrying amount of an item of property, plant and equipment is derecognized on disposal or when no future economic benefits are expected from its use or disposal. The gain or loss arising from the Derecognition of an item of property, plant and equipment is measured as the difference between the net disposal proceeds and the carrying amount of the item and is recognized in the Statement of Profit and Loss when the item is derecognized.

IV. Intangible assets

Measurement at recognition:

Intangible assets acquired separately are measured on initial recognition at cost. Intangible assets arising on acquisition of business are measured at fair value as at date of acquisition. Internally generated intangibles including research cost are not capitalized and the related expenditure is recognized in the Statement of Profit and Loss in the period in which the expenditure is incurred. Following initial recognition, intangible assets are carried at cost less accumulated amortization and accumulated impairment loss, if any. Assets acquired but not ready for use are classified under Capital work-in-progress or intangible assets under development.

Amortization:

Intangible Assets with finite lives are amortized on a Straight-Line basis over the estimated useful economic life. The amortization expense on intangible assets with finite lives is recognized in the Statement of Profit and Loss.

Intangible assets with indefinite useful lives, are not amortized, but are tested for impairment annually. The assessment of indefinite life is reviewed annually to determine whether the indefinite life continues to be supportable. If not, the change in useful life from indefinite to finite is made on a prospective basis. The impairment loss on intangible assets with indefinite life is recognized in the Statement of Profit & Loss.

Impairment:

An impairment loss is recognized whenever the carrying amount of an asset or its cash generating unit (CGU) exceeds its recoverable amount. The recoverable amount of an asset is the greater of its fair value less cost to sell and value in use. To calculate value in use, the estimated future cash flows are discounted to their present value using a pre-tax discount rate that reflects current market rates and the risk specific to the asset. For an asset that does not generate largely independent cash inflows, the recoverable amount is determined for the CGU to which the asset belongs. Fair value less cost to sell is the best estimate of the amount obtainable from the sale of an asset in an arm's length transaction between knowledgeable, willing parties, less the cost of disposal.

Impairment losses, if any, are recognized in the Statement of Profit and Loss and included in depreciation and amortization expense. Impairment losses, on assets other than goodwill are reversed in the Statement of Profit and Loss only to the extent that the asset's carrying amount does not exceed the carrying amount that would have been determined if no impairment loss had previously been recognized.

V. Inventories

Raw materials, work-in-progress, finished goods, packing materials, stores, spares, components, consumables, and stock-in-trade are carried at the lower of cost and net realizable value. However, some materials and other items held for use in production of inventories are not written down below cost if the finished goods in which they will be incorporated are expected to be sold at or above cost. The comparison of cost and net realizable value is made on an item-by-item basis. Net realizable value is the estimated selling price in the ordinary course of business less estimated cost of completion and estimated costs necessary to make the sale.

In determining the cost of raw materials, packing materials, stock-in-trade, stores, spares, components, and consumables, weighted average cost method is used. Cost of inventory comprises all costs of purchase, duties, taxes (other than those subsequently recoverable from tax authorities) and all other costs incurred in bringing the inventory to their present location and condition.

Cost of finished goods and work-in-progress includes the cost of raw materials, packing materials, an appropriate share of fixed and variable production overheads, excise duty as applicable and other costs incurred in bringing the inventories to their present location and condition. Fixed production overheads are allocated based on normal capacity of production facilities.

VI. Financial Instruments

A financial instrument is any contract that gives rise to a financial asset of one entity and a financial liability or equity instrument of another entity. Financial instruments also include derivative contracts such as foreign currency foreign exchange forward contracts.

Financial instruments also covers contracts to buy or sell a non-financial item that can be settled net in cash or another financial instrument, or by exchanging financial instruments, as if the contracts were financial instruments, with the exception of contracts that were entered into and continue to be held for the purpose of the receipt or delivery of a non-financial item in accordance with the entity's expected purchase, sale or usage requirements.

Derivatives are currently recognized at fair value on the date on which the derivative contract is entered into and are subsequently re-measured to their fair value at the end of each reporting period.

a) Financial Assets

Classification

The Company classifies its financial assets in the following measurement categories:

- Where assets are measured at fair value, gains and losses are either recognized entirely in the Statement of Profit and Loss (i.e. fair value through profit or loss), or recognized in Other Comprehensive Income (i.e. fair value through other comprehensive income).
- A financial asset that meets the following two conditions is measured at amortized cost (net of any write down for impairment) unless the asset is designated at fair value through profit or loss under the fair value option.

Business model test: The objective of the Company's business model is to hold the financial asset to collect the contractual cash flows (rather than to sell the instrument prior to its contractual maturity to realize its fair value changes).

Cash flow characteristics test: The contractual terms of the financial asset give rise on specified dates to cash flows that are solely payments of principal and interest on the principal amount outstanding.

Initial recognition and measurement

At initial recognition, the Company measures a financial asset at fair value plus, in the case of a financial asset not recorded at fair value through the Statement of Profit and Loss, transaction costs that are attributable to the acquisition of the financial asset.

Derecognition

A financial asset (or, where applicable, a part of a financial asset or part of a Company of similar financial assets) is primarily derecognized (i.e. removed from the Company's balance sheet) when:

- The rights to receive cash flows from the asset have expired, or –
- The Company has transferred its rights to receive cash flows from the asset or has assumed an obligation to pay the received cash flows in full without material delay to a third party under a 'pass-through' arrangement; and either (a) the Company has transferred substantially all the risks and rewards of the asset, or (b) the Company has neither transferred nor retained substantially all the risks and rewards of the asset, but has transferred control of the asset

When the Company has transferred its rights to receive cash flows from an asset or has entered a pass-through arrangement, it evaluates if and to what extent it has retained the risks and rewards of ownership. When it has neither transferred nor retained substantially all of the risks and rewards of the asset, nor transferred control of the asset, the Company continues to recognize the transferred asset to the extent of the Company's continuing involvement. In that case, the Company also recognizes an associated liability. The transferred asset and the associated liability are measured on a basis that reflects the rights and obligations that the Company has retained.

Continuing involvement that takes the form of a guarantee over the transferred asset is measured at the lower of the original carrying amount of the asset and the maximum amount of consideration that the Company could be required to repay.

Impairment of financial assets

In accordance with Ind-AS 109, the Company applies expected credit loss (ECL) model for measurement and recognition of impairment loss on the following financial assets and credit risk exposure:

- Financial assets that are debt instruments, and are measured at amortized cost e.g., loans, deposits, and bank balance.
- Trade receivables - The application of simplified approach does not require the Company to track changes in credit risk. Rather, it recognizes impairment loss allowance based on lifetime ECLs at each reporting date, right from its initial recognition. Trade receivables are tested for impairment on a specific basis after considering the sanctioned credit limits, security like letters of credit, security deposit collected etc. and expectations about future cash flows.

b) Financial Liabilities

Classification

Financial liabilities and equity instruments issued by the Company are classified according to the substance of the contractual arrangements entered and the definitions of a financial liability and an equity instrument.

The Company classifies all financial liabilities as subsequently measured at amortized cost, except for financial liabilities at fair value through the Statement of Profit and Loss. Such liabilities, including derivatives that are liabilities, shall be subsequently measured at fair value.

Initial recognition and measurement

Financial liabilities are recognized when the Company becomes a party to the contractual provisions of the instrument. Financial liabilities are classified, at initial recognition, as financial liabilities at fair value through profit or loss, loans and borrowings, payables, or as derivatives designated as hedging instruments in an effective hedge, as appropriate.

All financial liabilities are recognized initially at fair value and, in the case of loans and borrowings and payables, net of directly attributable and incremental transaction cost. Amortized cost is calculated by considering any discount or premium on acquisition and fees or costs that are an integral part of the EIR. The EIR amortization is included as finance costs in the statement of profit and loss. The Company's financial liabilities include trade and other payables, loans and borrowings including bank overdrafts, financial guarantee contracts and derivative financial instruments.

Financial guarantee contracts

Financial guarantee contracts issued by the Company are those contracts that require a payment to be made to reimburse the holder for a loss it incurs because the specified debtor fails to make a payment when due in accordance with the terms of a debt instrument. Financial guarantee contracts are recognized initially as a liability at fair value, adjusted for transaction costs that are directly attributable to the issuance of the guarantee. Subsequently, the liability is measured at the higher of the amount of loss allowance determined as per impairment requirements of Ind-AS 109 and the amount recognized less cumulative amortization.

Derecognition

A financial liability is derecognized when the obligation under the liability is discharged or cancelled or expires. When an existing financial liability is replaced by another from the same lender on substantially different terms, or the terms of an existing liability are substantially modified, such an exchange or modification is treated as the derecognition of the original liability and the recognition of a new liability. The difference in the respective carrying amounts is recognized in the statement of profit and loss.

Offsetting of financial instruments

Financial assets and financial liabilities are offset and the net amount is reported in the balance sheet if there is a currently enforceable legal right to offset the recognized amounts and there is an intention to settle on a net basis, to realize the assets and settle the liabilities simultaneously.

Derivative financial instruments

The Company uses derivative financial instruments, such as forward currency contracts and interest rate swaps, to hedge its foreign currency risks and interest rate risks, respectively. Such derivative financial instruments are initially recognized at fair value on the date on which a derivative contract is entered into and are subsequently re-measured at fair value. The accounting for subsequent changes in fair value depends on whether the derivative is designated as a hedging instrument, and if so, the nature of item being hedged, and the type of hedge relationship designated.

Derivatives are carried as financial assets when the fair value is positive and as financial liabilities when the fair value is negative.

VII. Provision and Contingent liabilities

Provisions

A provision is recognized when the Company has a present obligation (legal or constructive) as a result of past event, it is probable that an outflow of resources embodying economic benefits will be required to settle the obligation and a reliable estimate can be made of the amount of the obligation. Provisions are not discounted to their present value (except where time value of money is material) and are determined based on the best estimate required to settle the obligation at the reporting date when discounting is used, the increase in provision due to passage of time is recognized as finance cost. These estimates are reviewed at each reporting date and adjusted to reflect the current best estimates.

Contingent liabilities

A contingent liability is a possible obligation that arises from past events whose existence will be confirmed by the occurrence or non-occurrence of one or more uncertain future events beyond the control of the Company or a present obligation that is not recognized because it is not probable that an outflow of resources will be required to settle the obligation. A contingent liability also arises in extremely rare cases, where there is a liability that cannot be recognized because it cannot be measured reliably. The Company does not recognize a contingent liability but discloses its existence in the financial statements unless the probability of outflow of resources is remote.

Provisions, contingent liabilities, contingent assets, and commitments are reviewed at each balance sheet date.

VIII. Cash and cash equivalents

Cash and cash equivalent in the balance sheet comprise cash at banks and on hand and short-term deposits with an original maturity of three months or less, which are subject to an insignificant risk of changes in value.

IX. Revenue:

Sale of goods:

Revenue from sale of goods is recognized on transfer of control of promised goods to a customer at an amount that reflects the consideration to which the Company is expected to be entitled to in exchange for those goods or services.

Revenue towards satisfaction of a performance obligation is measured at the amount of transaction price (net of variable consideration) allocated to that performance obligation. The transaction price of goods sold is net of variable consideration on account of various discounts and schemes offered by the Company as part of the contract. This variable consideration is estimated based on the expected value of outflow. Revenue (net of variable consideration) is recognized only to the extent that it is highly probable that the amount will not be subject to significant reversal when uncertainty relating to its recognition is resolved.

Interest Income:

For all financial instruments measured at amortized cost, interest income is recorded using the effective interest rate (EIR), which is the rate that discounts the estimated future cash payments or receipts through the expected life of the financial instruments or a shorter period, where appropriate, to the net carrying amount of the financial assets. Interest income is included in other income in the Statement of Profit and Loss.

X. Foreign Currency

Transaction and Balances:

Transactions in foreign currencies are translated into the respective functional currencies of the Company at the exchange rates at the dates of the transactions or an average rate if the average rate approximates the actual rate at the date of the transaction. Foreign currency transactions are recorded on initial recognition in the functional currency, using the exchange rate at the date of the transaction. At each balance sheet date, foreign currency monetary items are reported using the closing exchange rate. Exchange differences that arise on settlement of monetary items or on reporting at each balance sheet date of the Company's monetary items at the closing rate are recognized as income and expenses in the period in which they arise.

Non-monetary items that are measured in terms of historical cost in a foreign currency are translated using the exchange rates at the dates of transactions. Non-monetary items that are measured at fair value in a foreign currency shall be translated using the exchange rates at the date when the fair value was measured. Exchange differences are generally recognized in the Statement of Profit and Loss.

XI. Employee Benefits**Short Term Benefits:**

Short-term employee benefits are expensed as the related service is provided. A liability is recognized for the amount expected to be paid if the Company has a present legal or constructive obligation to pay this amount as a result of past service provided by the employee and the obligation can be estimated reliably.

Other long-term employee benefit obligations:

The liabilities for earned leave are not expected to be settled wholly within 12 months after the end of the period in which the employees render the related service. They are therefore measured as the present value of expected future payments to be made in respect of services provided by employees up to the end of the reporting period using the projected unit credit method. The benefits are discounted using the market yields at the end of the reporting period that have terms approximating to the terms of the related obligation. Remeasurements because of experience adjustments and changes in actuarial assumptions are recognized in profit or loss.

Post-Employment Obligations:**a) Gratuity**

The Company's net obligation in respect of defined benefit plans is calculated by estimating the amount of future benefit that employees have earned in the current and prior periods, discounting that amount and deducting the fair value of any plan assets.

The calculation of defined benefit obligations is performed annually by a qualified actuary using the projected unit credit method. When the calculation results in a potential asset for the Company, the recognized asset is limited to the present value of economic benefits available in the form of any future refunds from the plan or reductions in future contributions to the plan.

Remeasurement gains and losses arising from experience adjustments and changes in actuarial assumptions are recognized in the period in which they occur, directly in other comprehensive income. They are included in retained earnings in the statement of changes in equity and in the balance sheet.

b) Defined Benefit contribution plan

The Company pays provident fund contributions to publicly administered provident funds as per local regulations. The Company has no further payment obligations once the contributions have been paid. The contributions are accounted for as defined contribution plans and the contributions are recognized as employee benefit expense when they are due.

c) Bonus Plan

The Company recognizes a liability and an

expense for bonuses. The Company recognizes a provision where contractually obliged or where there is a past practice that has created a constructive obligation.

XII. Taxes**Current income tax**

Current tax is the amount of tax payable (recoverable) in respect of the taxable profit / (tax loss) for the year determined in accordance with the provisions of the Income-Tax Act, 1961. Current income tax for current and prior periods is recognized at the amount expected to be paid to or recovered from the tax authorities, using tax rates and tax laws that have been enacted or substantively enacted at the reporting date.

Current tax assets and liabilities are offset only if, the Company:

- a) has a legally enforceable right to set off the recognized amounts; and
- b) intends either to settle on a net basis, or to realize the asset and settle the liability simultaneously

Deferred tax

Deferred tax is provided using the liability method on temporary differences between the tax bases of assets and liabilities and their carrying amounts for financial reporting purposes at the reporting date.

Deferred tax liabilities are recognized for all taxable temporary differences except:

- When the deferred tax liability arises from the initial recognition of goodwill or an asset or liability in a transaction that is not a business combination and, at the time of the transaction, affects neither the accounting profit nor taxable profit or loss
- In respect of taxable temporary differences associated with investments in subsidiaries, when the timing of the reversal of the temporary differences can be controlled and it is probable that the temporary differences will not reverse in the foreseeable future

Deferred tax assets (including MAT credit) are recognized for all deductible temporary differences, the carry forward of unused tax credits and any unused tax losses. Deferred tax assets are recognized to the extent that it is probable that taxable profit will be available against which the deductible temporary differences and the carry forward of unused tax credits and unused tax losses can be utilized except:

- When the deferred tax asset relating to the deductible temporary difference arises from the initial recognition of an asset or liability in a transaction that is not a business combination and, at the time of the transaction, affects neither the accounting profit nor taxable profit or loss

- In respect of deductible temporary differences associated with investments in subsidiaries, deferred tax assets are recognized only to the extent that it is probable that the temporary differences will reverse in the foreseeable future and taxable profit will be available against which the temporary differences can be utilized.

The carrying amount of deferred tax assets (including MAT credit available) is reviewed at each reporting date and reduced to the extent that it is no longer probable that sufficient taxable profit will be available to allow all or part of the deferred tax asset to be utilized. Unrecognized deferred tax assets are reassessed at each reporting date and are recognized to the extent that it has become probable that future taxable profits will allow the deferred tax asset to be recovered.

Deferred tax assets and liabilities are measured at the tax rates that are expected to apply in the year when the asset is realized or the liability is settled, based on tax rates (and tax laws) that have been enacted or substantively enacted at the reporting date. Deferred tax relating to items recognized outside profit or loss is recognized outside the statement of profit or loss (either in other comprehensive income or in equity). Deferred tax items are recognized in correlation to the underlying transaction either in OCI or directly in equity. Deferred tax assets and deferred tax liabilities are offset if a legally enforceable right exists to set off current tax assets against current tax liabilities and the deferred taxes relate to the same taxable entity and the same taxation authority.

The Company recognizes MAT credit available as an asset only to the extent that there is convincing evidence that the Company will pay normal income tax during the specified period, i.e., the period for which MAT credit is allowed to be carried forward. In the year in which the Company recognizes MAT credit as an asset in accordance with the Guidance Note on Accounting for Credit Available in respect of Minimum Alternative Tax under the Income-tax Act, 1961, the said asset is created by way of credit to the statement of profit and loss and shown as "MAT Credit Entitlement." The Company reviews the "MAT credit entitlement" asset at each reporting date and writes down the asset to the extent the Company does not have convincing evidence that it will pay normal tax during the specified period.

GST paid on acquisition of assets or on incurring expenses

Expenses and assets are recognized net of the amount of GST (Goods and Service Tax) paid, except:

- When the tax incurred on a purchase of assets or services is not recoverable from the taxation authority, in which case, the tax paid is recognized as part of the cost of acquisition of the asset or as part of the expense item, as applicable
- When receivables and payables are stated with the amount of tax included the net amount of tax recoverable from, or payable to, the taxation authority is included as part of other current assets or liabilities in the balance sheet.

XIII. Borrowing costs

Borrowing costs directly attributable to the acquisition, construction or production of an asset that necessarily takes a substantial period of time to get ready for its intended use or sale are capitalized as part of the cost of the asset until such time that the asset are substantially ready for their intended use. All other borrowing costs are expensed in the period in which they occur. Borrowing costs consist of interest and other costs that an entity incurs in connection with the borrowing of funds. Borrowing cost also includes exchange differences to the extent regarded as an adjustment to the borrowing costs.

XIV. Earnings per share

Basic and diluted earnings per Equity Share are computed in accordance with Indian Accounting Standard 33 'Earnings per Share', notified accounting standard by the Companies (Indian Accounting Standards) Rules of 2015 (as amended). Basic earnings per share are calculated by dividing the net profit or loss for the period attributable to equity shareholders by the weighted average number of shares outstanding during the period. The weighted average number of equity shares outstanding during the period is adjusted for events such as bonus issue, bonus element in a rights issue, share split, and reverse share split (consolidation of shares) that have changed the number of equity shares outstanding, without a corresponding change in resources

For Thanawala & Co.

Chartered Accountants

Firm Registration No.: 110948W

CA Vijay Thanawala
(Proprietor)

M.No.: 15632

Place : Mumbai

Date : 11th April, 2022

For Lasa Supergenerics Limited

Omkar Herlekar
(Chairman & Managing Director)
DIN:01587154

Ankita Shetty
(Company Secretary)
MEMB NO : A65815

Shivanand Hegde
(Whole Time Director)
DIN:00185508

Ravi Shankar Kabra
(Chief Financial Officer)

NOTE 3 : PROPERTY, PLANT & EQUIPMENT

(₹ in lakhs)

Property, Plant & Equipment																Intangible Assets			
	Lease Hold Land	Factory Building	Plant & Machinery	Effluent Treatment	Air Conditioner	Tank	Electrical & Equipment	Plant & Machinery - R & D	Laboratory Equipments	Office Equipments	Motor Car	Furniture & Fixture	Computer & Peripherals	Residential Flat	Total	Capital Work in Progress	Patent and Process	ERP Software	Computer Software Under Development
Gross carrying value, at cost																			
	967.79	4,756.29	11,542.28	0.28	3.83	0.52	151.96	2,889.45	18.90	16.86	126.17	50.54	32.93	773.28	21,331.08	-	599.39	23.89	-
	-	33.97	206.34	-	0.64	-	-	-	-	-	-	0.43	2.00	420.31	663.69	-	-	-	-
	-	-	-	-	-	-	-	-	-	-	5.90	-	-	-	5.90	-	-	-	-
	967.79	4,790.26	11,748.62	0.28	4.48	0.52	151.96	2,889.45	18.90	16.86	120.27	50.97	34.93	1,193.59	21,988.87	-	599.39	23.89	-
	-	42.83	400.40	-	0.29	-	8.31	1.11	-	3.17	89.26	0.38	7.79	-	553.53	457.83	-	-	-
	-	-	-	0.28	2.49	-	2.57	-	-	6.23	69.58	29.68	3.25	1,193.58	1,307.68	-	-	-	-
	967.79	4,833.09	12,149.03	(0.00)	2.28	0.52	157.70	2,890.56	18.90	13.79	139.95	21.68	39.46	0.01	21,234.72	457.83	599.39	23.89	-
Accumulated Depreciation / amortisation																			
	39.76	559.80	3,815.41	0.08	0.83	0.20	86.14	2,134.46	9.88	7.83	18.39	18.18	20.82	23.63	6,735.41	-	-	-	-
	13.18	154.04	934.03	0.01	0.41	0.05	17.60	339.09	2.06	2.52	15.58	5.18	6.02	14.06	1,503.83	-	78.58	-	-
	-	-	-	-	-	-	-	-	-	-	0.89	-	-	-	0.89	-	-	-	-
	52.94	713.84	4,749.44	0.09	1.24	0.25	103.74	2,473.55	11.94	10.35	33.08	23.36	26.84	37.69	8,238.34	-	78.58	-	-
	13.17	155.98	899.49	0.01	0.26	0.05	17.90	178.32	2.06	2.06	17.27	3.23	5.78	6.16	1,301.75	-	98.17	-	-
	-	-	-	0.10	0.98	-	1.23	-	-	4.92	1.25	12.44	3.09	43.85	67.84	-	-	-	-
	66.12	869.82	5,648.93	(0.00)	0.52	0.30	120.42	2,651.87	14.00	7.49	49.11	14.16	29.52	0.00	9,472.24	-	176.75	-	-
Net Book Value																			
	901.67	3,963.27	6,500.10	(0.00)	1.77	0.22	37.28	238.69	4.90	6.30	90.84	7.52	9.94	0.00	11,762.47	457.83	422.64	23.89	-
	914.85	4,076.41	6,999.18	0.19	3.24	0.27	48.22	415.90	6.96	6.51	87.19	27.61	8.09	1,155.90	13,750.53	-	520.81	23.89	-
	928.03	4,196.48	7,726.87	0.20	3.01	0.32	65.82	754.99	9.02	9.03	107.78	32.36	12.11	749.65	14,595.67	-	599.39	23.89	-

(a) Property, plant and equipment pledged as security

Refer to Note 13 and 16 for information on property, plant and equipment and other intangible assets pledged as security by the company

(b) Capital work-in-progress

Capital work-in-progress mainly comprises of plant & machinery and factory building.

Note 4 : Deposits(Non-Current)

Unsecured, Considered Good

(₹ in lakhs)

Particulars	As at 31 March 2022	As at 31 March 2021
Security Deposits	61.39	58.70
Less- Advance/Prepaid rent- IND AS	(5.23)	(5.23)
	56.17	53.47
Add- Interest expense- IND AS	5.15	5.07
	61.31	58.53

Note 5 : Inventories

(Valued at lower of cost or Net Realisable Value)

(₹ in lakhs)

Particulars	As at 31 March 2022	As at 31 March 2021
Raw materials	781.47	1,130.63
Work-in-progress	314.63	174.61
Finished products	53.67	420.62
	1,149.77	1,725.86

Note 6 : Trade receivables

(₹ in lakhs)

Particulars	As at 31 March 2022	As at 31 March 2021
Undisputed and considered good		-
-Less Than 6 Months	1,834.62	1,186.11
-6 Months to 1 Year	3.97	8.93
-1 Year to 2 Year	2.43	251.43
-More than 2 Year	1.15	2.92
Disputed		
-Less Than 6 Months	-	
-6 Months to 1 Year	0.08	9.94
-1 Year to 2 Year	9.94	3.42
-More than 2 Year	39.48	37.15
Less : Provision for Doubtful Debts		
Less : Impairment allowance (allowance for doubtful debts)- ECL	(42.50)	(23.10)
	1,849.17	1,476.81

- The Company has called for balance confirmation of Trade Receivables on random basis. Out of which the Company has received response from some of the parties, which are subject to reconciliation with Company's account. The other balances of Trade Receivables are subject to confirmation
- Refer note no. 30 for related party balances.
- Refer note no. 31 for information about impairment, credit risk and market risk of trade receivable.
- There are no outstanding dues from directors or other officers of the company.

Note 7 : Cash and cash equivalents

(₹ in lakhs)

Particulars	As at 31 March 2022	As at 31 March 2021
Balance with Banks	1,088.17	337.36
Cash on hand	15.91	46.51
	1,104.08	383.87

Note 8 : Bank balances other than cash & cash equivalents

(₹ in lakhs)

Particulars	As at 31 March 2022	As at 31 March 2021
Fixed Deposit	615.10	56.13
	615.10	56.13

Note 9 : Loans (Current)

Unsecured, Considered Good

(₹ in lakhs)

Particulars	As at 31 March 2022	As at 31 March 2021
Security Deposits	5.00	5.00
	5.00	5.00

Note 10 : Other current assets

(₹ in lakhs)

Particulars	As at 31 March 2022	As at 31 March 2021
Advances to Suppliers & Others	2,228.62	2,583.32
Advances for Capital Goods	2.41	29.72
Prepaid Expenses	9.00	0.96
Balances with Government Authorities	229.04	170.04
Other Current Assets (TDS Receivables)	0.52	0.52
Advance/Prepaid rent expenses- ind as	5.23	5.23
Less- Amortisation of rent expense	(5.23)	(5.16)
	2,469.59	2,784.64

Note No. 11 : Equity Share capital

(₹ in Lakhs, except for share data if otherwise stated)

Particulars	As at 31st March, 2022		As at 31st March, 2021	
	No. of Shares	Amount	No. of Shares	Amount
(A) Share Capital				
Authorised Capital				
Equity Shares of ₹10/- each.	50,000,000	5,000.00	50,000,000	5,000.00
	50,000,000	5,000.00	50,000,000	5,000.00
Issues, Subscribed and Paid up:				
Equity Shares of ₹10/- each.*	40,672,668	4,067.27	40,672,668	4,067.27
Total	40,672,668	4,067.27	40,672,668	4,067.27
(B) Share capital suspense account				
Share capital suspense account				
Total	-	-	-	-

(C) Reconciliation of the Shares outstanding at the beginning and at the end of the year:

(₹ in lakhs)

Issued, Subscribed and Paid up capital	As at 31st March, 2022		As at 31st March, 2021	
	No. of Shares	Amount (₹)	No. of Shares	Amount (₹)
At the beginning of the Year	40,672,668	4,067.27	40,672,668	4,067.27
Share issued during the Year			-	-
Issued, Subscribed and Paid Up capital at the end of year	40,672,668	4,067.27	40,672,668	4,067.27

(D) Details of Share Holders & Promoters holding more than 5% shares in the company

(₹ in lakhs)

Name	As at 31st March, 2022		As at 31st March, 2021	
	No. of Share #	% Shareholding	No. of Share #	% Shareholding
Promoter				
Omkar Pravin Herlekar	24062224	59.16%	26222090	64.47%
Omkar Speciality Chemicals Limited				
Total	24,062,224	59.16%	26,222,090	64.47%

Note :- *342000 Shares of Mr.Omkar Herlekar were under emcumbance not yet received back in his account and hence not reflected in his beneficiary positions as provided by depositories but have been considered above.

- (E) The company has one class of Equity Shares having a par value of ₹ 10.00 per share. Each Shareholder is eligible for one vote per share held and has same right to dividend.
- (F) No bonus shares have been issued during five years immediately preceding 31st March, 2022.
- (G) Dividend of ₹0.25 i.e @2.5% on Face Value is recommended by Board Subject to approval of shareholders in ensuing AGM.
- (H) Shares reserved for issue under options and contracts or commitments for the sale of shares of disinvestment, including the terms and amounts- Nil
- (I) For the period of five years immediately preceding the date at which the Balance Sheet is prepared-
- 1) aggregate number and class of shares allotted as fully paid up pursuant to contract without payment being received in cash- Nil
 - 2) aggregate number and class of shares bought back- Nil

Note No. 12 : Other Equity

(₹ in lakhs)

Particulars	As at 31 March 2022	As at 31 March 2021
RESERVE AND SURPLUS		
Capital Reserve		
Opening Balance	5,553.70	5,553.70
Add: Arising pursuant to the scheme	-	-
Less: Loss on sale of Capital Assets	(396.00)	-
Closing Balance	5,157.70	5,553.70
Securities Premium		
Opening Balance	4,197.61	4,197.61
Add: Addition	-	-
Less: Share Issue Expenses		
Closing Balance	4,197.61	4,197.61
Profit & Loss Account		
Opening Balance	2,073.12	327.97
Add : Profit for the year / Loss	(536.72)	2,277.77
Less: Mat credit transferred	-	(534.38)
Remeasurements of net defined benefit plans	6.10	1.77
Less: Dividend paid for the FY 2020-21	(101.68)	-
Closing Balance	1,440.82	2,073.12
	10,796.14	11,824.44

Note 13 : Provisions

(₹ in lakhs)

Particulars	As at 31 March 2022	As at 31 March 2021
Provision For Gratuity	38.75	36.81
Less : IND AS Adjustment (Prior Period)	38.75	36.81
Provision For Leave Encashment	23.82	21.80
	62.57	58.61

Note 14 : Deferred Tax Liabilities**Movement in deferred tax balances**

(₹ in lakhs)

Particulars	As st 31 March 2021	Recognised in profit or loss	As at 31 March 2022	Deferred tax liability as at 31 March 2022
Deferred tax (Asset)/Liabilities				
Property, plant and equipment & Intangible assets	792.61	(142.93)	649.68	649.68
ECL	(5.20)	(4.37)	(9.56)	(9.56)
Employee benefits	16.16	1.06	17.22	17.22
Fair Valuation of Non-current Liabilities & Assets	(0.01)	0.01	(0.00)	(0.00)
Indexed cost of land	(22.09)	-	(22.09)	(22.09)
MAT	-	-	-	-
Other Items	-	-	-	-
Deferred tax (Asset)/Liabilities	781.47	(146.23)	635.24	635.24
Deferred tax (Asset)/Liabilities-IND AS	0.72	1.77	2.49	2.49

Particulars	As st 31 March 2020	Recognised in profit or loss	As at 31 March 2021	Deferred tax liability as at 31 March 2021
Deferred tax (Asset)/Liabilities				
Property, plant and equipment & Intangible assets	1,245.16	(452.55)	792.61	792.61
ECL	(0.43)	(4.76)	(5.20)	(5.20)
Employee benefits	17.15	(0.99)	16.16	16.16
Fair Valuation of Non-current Liabilities & Assets	10.40	(10.41)	(0.01)	(0.01)
Indexed cost of land	(22.09)	-	(22.09)	(22.09)
MAT	(672.08)	137.70	-	-
Other Items	(895.72)	895.72	-	-
Deferred tax (Asset)/Liabilities	(317.62)	564.70	781.47	781.47
Deferred tax (Asset)/Liabilities-IND AS	0.21	0.51	0.72	0.72

Note 15 : Trade payables

(₹ in lakhs)

Particulars	As at 31 March 2022	As at 31 March 2021
Due to Micro, Small and Medium Enterprises	110.57	119.29
Due to Others (Refer Notes Below)	1,471.86	1,152.92
Due to Micro, Small and Medium Enterprises		
Less Than 1 Year	110.57	119.29
1 Year to 2 Year	-	0.01
2 Year to 3 Year	-	-
More than 3 Year	-	-
Due to Others		
Less Than 1 Year	1,250.13	955.67
1 Year to 2 Year	42.87	78.59
2 Year to 3 Year	62.22	105.72
More than 3 Year	116.65	12.94
	1,582.43	1,272.21

- a) Based on the information in possession with the Company, some supplier has been identified as being covered under Micro, Small and Medium Enterprise Development Act, 2006 ("the Act"). Accordingly, above amount of dues outstanding as at 31st March 2022 have been identified as relating to Micro and Small Enterprises referred to in the said Act
- b) Refer Note 30 for related party balances

Note 16 : Other financial liabilities

(₹ in lakhs)

Particulars	As at 31 March 2022	As at 31 March 2021
Current maturities of long-term debt	2,017.09	1,946.30
	2,017.09	1,946.30

- a) ECB loan from Bank of Baroda carries interest rate of Base rate 4.7% plus 6 Months Libor 2.49313 % (7.19313% p.a. at 31 December 2018)

Note 17 : Other current liabilities

(₹ in lakhs)

Particulars	As at 31 March 2022	As at 31 March 2021
Unamortised loan income	-	-
Less- Amortisation	-	-
	-	-
Statutory liabilities	24.93	62.96
Salary and Bonus Payable	80.65	81.59
Creditors for capital goods	40.30	53.29
Advance received from customers	18.35	3.55
Dividend Payable FY 2020-21	0.48	-
	164.71	201.39

Note 18 : Provisions

(₹ in lakhs)

Particulars	As at 31 March 2022	As at 31 March 2021
Provision For Expenses	592.89	436.18
	592.89	436.18

Note 19 : Current tax liabilities (net)

(₹ in lakhs)

Particulars	As at 31 March 2022	As at 31 March 2021
Income Tax Payable (Net)	-	197.46
	-	197.46

Note 20 : Revenue from operations

(₹ in lakhs)

Particulars	Year ended 31 March 2022	Year ended 31 March 2021
Sale of Products	13,712.67	20,237.95
	13,712.67	20,237.95

Note 21 : Other income

(₹ in lakhs)

Particulars	Year ended 31 March 2022	Year ended 31 March 2021
Interest income		
- interest unwinding on financial assets	0.08	0.71
- on loans (Net)	-	-
- on margin money deposits	4.57	2.95
- on Sales tax & IT Refund	-	1.24
Forex Gain/ Loss fluctuation	-	-
Other non-operating income	-	-
- Miscellaneous	1.09	0.87
	5.74	5.76

Note 22 : Cost of materials consumed

(₹ in lakhs)

Particulars	Year ended 31 March 2022	Year ended 31 March 2021
Stock at beginning of the year	1,130.63	1,011.46
Add: Purchases	8,714.17	10,036.87
	9,844.80	11,048.33
Less: Stock at the end of the year	781.47	1,130.63
Less: Loss due to Fire and Flood	242.24	-
Cost of Raw Material consumed (including Packing Material)	8,821.08	9,917.70
	8,821.08	9,917.70

Note 23 : Changes in inventories of finished goods, work in process and stock in trade

(₹ in lakhs)

Particulars	Year ended 31 March 2022	Year ended 31 March 2021
Opening Stocks		
- Work in Process	174.61	878.17
- Finished Goods	420.62	740.86
Less :- Loss due to Fire and Flood	543.77	
	51.46	1,619.02
Less : Closing Stocks		
- Work in Process	314.63	174.61
- Finished Goods	53.67	420.62
	368.30	595.23
	(316.84)	1,023.79

Note 24 : Employee benefits expense

(₹ in lakhs)

Particulars	Year ended 31 March 2022	Year ended 31 March 2021
Salaries and wages	846.31	1,184.90
Contribution to provident and other fund	27.17	31.69
Gratuity & Others	77.04	107.20
Leave Encashment	3.08	5.36
Staff welfare	39.38	72.00
	992.97	1,401.14

Note 25 : Finance costs (Bank Charges)

(₹ in lakhs)

Particulars	Year ended 31 March 2022	Year ended 31 March 2021
Interest on:		
- Term loans	-	105.88
Interest on interest free loan- ind as		0.03
- Cash credit facilities	-	51.54
Other borrowing costs		
- Bank charges	4.03	38.86
	4.03	196.31

Note 26 : Other expenses

(₹ in lakhs)

Particulars	Year ended 31 March 2022	Year ended 31 March 2021
Power & Fuel Expenses	582.39	721.08
Water Charges	123.93	85.00
Freight Inward	69.65	129.74
Processing Charges	162.31	357.53
Laboratory Expenses	20.23	37.36
Consumable Stores	2.60	4.49
Repair & Maintences- Factory & Machinery	86.85	349.01

Note 26 : Other expenses (Continued)

(₹ in lakhs)

Particulars	Year ended 31 March 2022	Year ended 31 March 2021
Sundry Factory Expense	40.91	66.84
Conveyance & Travelling Expenses	13.00	37.18
Freight & Transportation- Sales	152.49	185.86
Commission on Sales	36.11	106.06
Postage & Telephone Expenses	13.52	11.68
Insurance	12.17	22.32
Printing & Stationery	15.94	22.40
Professional Charges	396.94	357.60
Repairs & Maintenance- Other	2.81	49.11
Rates & Taxes	60.62	8.25
Rent	19.69	41.38
Misc. Exp	18.37	45.80
GST Reversal	56.70	39.72
Discounts	(0.48)	26.09
Exchange Rate Diffrence	73.01	(11.74)
Office expenses	19.97	43.34
Commission & Brokerage- Other	0.90	6.18
Auditor Remuneration (refer note 26 (a) below)	8.00	8.00
Advertisement Expences	3.43	5.01
Listing Fees	-	4.90
Interest on GST Paid	(0.01)	10.15
Interest on Tds & TCS	2.45	-
Tds Filling Charges	0.03	0.02
Vat Expences	2.46	45.04
Loss on Sale of Vehicle	8.34	1.01
CSR Expences	2.25	36.11
Merger Expences	-	5.00
Rent Expense (IND AS)	0.07	0.63
Impairment allowance (allowance for doubtful debts)- ECL	19.40	21.43
	2,027.07	2,879.59

Note 26 (a) Details of Payment to Auditors

(₹ in lakhs)

Particulars	Year ended 31 March 2022	Year ended 31 March 2021
Payment to auditors		
Audit Fees	8.00	8.00
Tax audit fee	-	-
Other Services	-	-
	8.00	8.00

Note 27 : Earning Per Share

(₹ in Lakhs, except for share data if otherwise stated)

Particulars	As At 31 March 2022	As At 31 March 2021
Profit attributable to equity shareholders for basics & Diluted EPS	(536.72)	2,277.77
Less : Profit attributable to Preference Shareholders	-	-
Profit attributable to Equity Shareholders	(536.72)	2,277.77
Weighted average number of Equity Shares:		
-Basic	40,672,668	40,672,668
-Diluted	40,672,668	40,672,668
Earnings per Share (in ₹)		
-Basic	(1.32)	5.60
-Diluted	(1.32)	5.60

Note 28 : Financial instruments

- 1) The fair value of the financial assets are included at amounts at which the instruments could be exchanged in a current transaction between willing parties other than in a forced or liquidation sale.
The following methods and assumptions were used to estimate the fair value:
- Fair value of cash and short term deposits, trade and other short term receivables, trade payables, other current liabilities, approximate their carrying amounts largely due to the short-term maturities of these instruments
 - Financial instruments with fixed and variable interest rates are evaluated by the Company based on parameters such as interest rates and individual credit worthiness of the counterparty. Based on this evaluation, allowances are taken to account for the expected losses of these receivables.

Financial instruments by category

The carrying value and fair value of financial instruments by categories as at 31st March 2022 were as follows:

(₹ In Lakhs)

Particulars	Refer note	Amortised cost	Financial assets/ liabilities at fair value through profit or loss		Financial assets/ liabilities at fair value through OCI		Total carrying value	Total fair value
			Designated upon initial recognition	Mandatory	Designated upon initial recognition	Mandatory		
Assets:								
Trade receivables	6	1,849.17	-	-	-	-	1,849.17	1,849.17
Loans	5,11	61.39	(0.08)	-	-	-	61.31	61.31
Cash and cash equivalents	7	1,104.08	-	-	-	-	1,104.08	1,104.08
Other bank balances	8	615.10	-	-	-	-	615.10	615.10
Other current assets	10	2,469.59	(0.00)	-	-	-	2,469.59	2,469.59
Liabilities:								
Borrowings	13,18	-	-	-	-	-	-	-
Trade payables	15	1,582.43	-	-	-	-	1,582.43	1,582.43
Other financial liabilities	16	2,017.09	-	-	-	-	2,017.09	2,017.09
Other current Liabilities	17	83.58	-	-	-	-	83.58	83.58

The carrying value and fair value of financial instruments by categories as at 31st March 2021 were as follows:

(₹ In Lakhs)

Particulars	Refer note	Amortised cost	Financial assets/ liabilities at fair value through profit or loss		Financial assets/ liabilities at fair value through OCI		Total carrying value	Total fair value
			Designated upon initial recognition	Mandatory	Designated upon initial recognition	Mandatory		
Assets:								
Trade receivables	6	1,476.81	-	-	-	-	1,476.81	1,476.81
Loans	5,11	58.70	(0.16)	-	-	-	58.53	58.53
Cash and cash equivalents	7	383.87	-	-	-	-	383.87	383.87
Other bank balances	8	56.13	-	-	-	-	56.13	56.13
Other current assets	10	2,784.57	0.07	-	-	-	2,784.64	2,784.64
Liabilities:								
Borrowings	13,18	-	-	-	-	-	-	-
Trade payables	15	1,272.21	-	-	-	-	1,272.21	1,272.21
Other financial liabilities	16	1,946.30	-	-	-	-	1,946.30	1,946.30
Other current Liabilities	17	119.81	-	-	-	-	119.81	119.81

2) Fair Value Hierarchy

Costs of certain unquoted equity instruments has been considered as an appropriate estimate of fair value because of a wide range of possible fair value measurements and cost represents the best estimate of fair value within that range.

For Assets and Liabilities which are measured at Fair Values as at the Balance Sheet date, the classification of fair value calculations by category is summarized below:

(₹ In Lakhs)

Particulars	As at 31 March 2021	As at 31 March 2020
Financial Assets		
Level 2		
Loans	(0.08)	(0.16)
Other current assets	(0.00)	0.07
Total	(0.08)	(0.09)
Financial Liability		
Level 2		
Borrowings	-	-
Other current Liabilities	-	-
Total	-	-

Measurement of Fair Values:

The fair value of the financial assets and liabilities is included at the amount at which the instrument could be exchanged in a current transaction between willing parties, other than in a forced or liquidation sale. The following methods and assumptions were used to estimate the fair values:

The fair values of loans taken from banks and other parties, and preference shares is estimated by discounting cash flows using rates currently available for debt/instruments with similar terms, credit risks and remaining maturities. Management regularly assesses a range of reasonably possible alternatives for those significant observable inputs and determines their impact on the total fair value

The fair values of loans given to employees and other parties, and security deposit given is estimated by discounting cash flows using rates currently available for instruments with similar terms, credit risks and remaining maturities. Management regularly assesses a range of reasonably possible alternatives for those significant observable inputs and determines their impact on the total fair value

Financial Instruments measured at fair value

Type	Valuation Technique
Loans & Security Deposits given	Discounted Cash Flows :The valuation model considers the present value of expected receipt /payment discounted using appropriate discounting rates
Preference Shares	
Loans from others	

Note 29 : Employee Benefit

The Company has a defined benefit gratuity plan. Every employee who has completed five years or more of service gets a gratuity on retirement / resignation or retirement under VRS at 15 days salary (last drawn salary) for each completed year of service. The scheme is funded with an insurance company in the form of a qualifying insurance policy.

The service cost and the net interest cost would be charged to the Profit & Loss account. Actuarial gains and losses arise due to difference in the actual experience and the assumed parameters and also due to changes in the assumptions used for valuation. The Company recognises these remeasurements in the Other Comprehensive Income (OCI).

The Company has a defined benefit obligation for Leave encashment which is partly funded. Generally the leave encashment is paid to employees in case of resignation, retirement under VRS or retirement except in some case the same is paid annually .

The principal assumptions used in determining gratuity benefit obligations for the Company's plans are shown below

Particulars	GRATUITY		LEAVE ENCASHMENT	
	As At 31 March 2022	As At 31 March 2021	As At 31 March 2022	As At 31 March 2021
	%	%	%	%
Discount Rate*	7.00%	6.45%	7.00%	6.45%
Salary Growth Rate	5.00%	5.00%	5.00%	5.00%
Expected rate of return on plan assets*	6.45%	6.45%	7.00%	6.45%
Withdrawal rate	10% at younger ages reducing to 2% at older ages	10% at younger ages reducing to 2% at older ages	10% at younger ages reducing to 2% at older ages	10% at younger ages reducing to 2% at older ages

* As per actuary certificate

Basis of Valuation (Assumptions)

Discount Rate:

As per para 83 of Ind AS 19, the rate used to discount other long term employee benefit obligation (both funded and unfunded) shall be determined by reference to market yield at the Balance Date on high quality corporate bonds. In countries where there is no deep market in such bonds the market yields (at the Balance Sheet Date) on government bonds shall be used. The currency and term of the corporate bond or government bond shall be consistent with currency and estimated term of the post employment benefit obligation.

Salary Growth Rate:

This is Management's estimate of the increases in the salaries of the employees over the long term. Estimated future salary increases should take account of inflation, seniority, promotion and other relevant factors such as supply and demand in the employment market.

Rate of Return on Plan Assets :

This assumption is required only in case of funded plans. Interest income on plan assets is calculated using the rate used to discount the defined benefit obligation

The following tables summarise the funded status and amounts recognised in the balance sheet for gratuity & leave encashment benefits.

Funded Status of the Plan

Particulars	GRATUITY		LEAVE ENCASHMENT	
	As At 31 March 2022	As At 31 March 2021	As At 31 March 2022	As At 31 March 2021
Present value of unfunded obligation	38.75	36.81	23.82	21.80
Present value of funded obligation	-	-	-	-
Fair value of plan assets	-	-	-	-
Net Liability (Assets)	38.75	36.81	23.82	21.80

Profit & loss account for current period

Particulars	GRATUITY		LEAVE ENCASHMENT	
	As At 31 March 2022	As At 31 March 2021	As At 31 March 2022	As At 31 March 2021
Current Service Cost	8.24	8.73	3.73	3.85
Past service cost and loss / (gain) on curtailments and settlements	-	-	-	-
Net Interest Cost	2.13	1.95	1.24	1.08
Net value of remeasurments on the obligation	-	-	(1.89)	0.44
Employee Benefit Expenses	10.37	10.68	3.08	5.36
Interest Income	-	-	-	-
Net value of remeasurments on the assets	-	-	-	-
Total charge to P & L	10.37	10.68	3.08	5.36

Past Service cost is on account of increase in Gratuity Ceiling from ₹10,00,000 to ₹20,00,000

Other Comprehensive Income for the Current Period

Particulars	GRATUITY	
	As At 31 March 2022	As At 31 March 2021
Components of actuarial gain/losses on obligations:		
Due to Change in financial assumptions	(1.80)	1.13
Due to Change in demographic assumptions	-	-
Due to experience adjustments	(6.07)	(3.41)
Return on plan assets excluding amounts included in interest income	-	-
Amounts recognized in Other Comprehensive Income	(7.87)	(2.28)

Reconciliation of defined benefit obligation:

Particulars	GRATUITY		LEAVE ENCASHMENT	
	As At 31 March 2022	As At 31 March 2021	As At 31 March 2022	As At 31 March 2021
Opening Defined Benefit Obligation	36.81	29.19	21.80	16.98
Transfer in/(out) obligation	-	-	-	-
Current Service Cost	8.24	8.73	3.73	3.85
Interest Cost	2.13	1.95	1.24	1.08
Components of actuarial gain/losses on obligations				
Due to change in financial assumptions	(1.80)	1.13	(0.76)	0.44
Due to change in demographic assumptions	-	-	-	-
Due to experience adjustments	(6.07)	(3.41)	(1.13)	(0.01)
Past Service cost	-	-	-	-
Benefits Paid	(0.55)	(0.79)	(1.07)	(0.54)
Closing Defined Benefit Obligation	38.75	36.81	23.82	21.80

Reconciliation of net defined benefit liability :

Particulars	GRATUITY		LEAVE ENCASHMENT	
	As At 31 March 2022	As At 31 March 2021	As At 31 March 2022	As At 31 March 2021
Net opening provisions in books of accounts	36.81	29.19	21.80	16.98
Transfer in/(out) obligation	-	-	-	-
Transfer in/(out) plan assets	-	-	-	-
Employee Benefit Expenses	10.37	10.68	3.08	5.36
Amounts recognized in other Comprehensive Income	(7.87)	(2.28)	-	-
	39.30	37.59	24.88	22.34
Benefits Paid by the company	(0.55)	(0.79)	(1.07)	(0.54)
Contributions to plan assets	-	-	-	-
Closing provisions in books of accounts	38.75	36.81	23.82	21.80

Bifurcation of liability as per schedule III

Particulars	GRATUITY		LEAVE ENCASHMENT	
	As At 31 March 2022	As At 31 March 2021	As At 31 March 2022	As At 31 March 2021
Current Liability	8.58	7.63	6.07	5.13
Non-Current Liability	30.18	29.18	17.74	16.67
Closing provisions in books of accounts	38.75	36.81	23.82	21.80

Note 30 : Related Party

Note No :- Details of material transactions during the year with Related Party

Party	Relationship
Mr. Omkar Herlekar	Director
Mr. Shivanand Hegde	Director
Mr. Mithun Jadhav	Director
Ms. Ekta Gurnasinghani	Independent Director
Mr. Ajay Sukhwani	Independent Director
Mr. Hardesh Tolani	Independent Director
Ms. Manali Bhagtani	Independent Director
Ms. Nidhi Kulshrestha (upto 14.11.2021)	Company Secretary
Ms. Ankita Shetty (w.e.f. 15.11.2021)	Company Secretary
Mr. Ravi Shankar Kabra	Chief Finance Officer
M/s Harishree Aeromatics & Chemicals Pvt Ltd	Associate Company- Common control Exist

(₹ in Lakhs, except for share data if otherwise stated)

Sr. No	Nature of transaction	Relationship	As at 31 March 2022	As at 31 March 2021
1	Transactions with related parties			
	Directors Remuneration			
	Mr. Omkar Herlekar	Director	22.30	20.20
	Mr. Shivanand Hegde	Director	15.46	20.20
	Mr. Mithun Jadhav	Director	22.30	20.20
	Director Sitting Fees			
	Ms. Ekta Gurnasinghani	Independent Director	4.00	2.00
	Mr. Ajay Sukhwani	Independent Director	3.00	1.60
	Mr. Hardesh Tolani	Independent Director	4.00	2.00
	Ms. Manali Bhagtani	Independent Director	1.75	1.00
	Key Management Personnel			
	Mrs. Nidhi Kulshrestha (Upto 14.11.2021)	Company Secretary	4.03	5.43
	Mr. Ravi Shankar Kabra	Chief Financial Officer	7.63	7.60
	Ms. Ankita Shetty (w.e.f 15.11.2021)	Company Secretary	1.72	-
	Commission on Sales			
	Omkar Herlekar	Director	-	4.77
	Vrinda S Hegde	Relative of Director	9.74	-
	Prachi Jadhav	Relative of Director	4.14	-
	Pankaj Dalavi	Relative of Director	5.60	-
	Retainership Charges			
	Vrinda S Hegde	Relative of Director	5.60	-
	Priyank S Hegde	Relative of Director	5.20	-
	Rashmi P Hegde	Relative of Director	7.20	-
	Prachi Jadhav	Relative of Director	12.00	-
	Donation Given			
	Dr Omkar Herlekar Foundation	Common Director	2.23	1.32
	Loan Taken			
	Omkar Herlekar	Director	32.05	90.19
	Loan Given			
	Prachi Jadhav	Relative of Director	90.00	-
	Loan Repaid			
	Omkar Herlekar	Director	32.05	142.51

(₹ in Lakhs, except for share data if otherwise stated)

Sr. No	Nature of transaction	Relationship	As at 31 March 2022	As at 31 March 2021
2	Processing Charges			
	Harishree Aeromatics & Chemicals Pvt Ltd	Common Director	144.10	232.49
	Processing Charges Paid			
	Harishree Aeromatics & Chemicals Pvt Ltd	Common Director	-	283.46
	Outstanding Balances Payable			
	Harishree Aeromatics & Chemicals Pvt Ltd	Common Director	(664.49)	(873.03)
	Omkar Herlekar	Director	-	-

Reclassified of Promoters & Promoters Group w.e.f. 16 April , 2018

Note 31 : Financial Risk Management and Policies

The Company's financial risk management is an integral part of how to plan and execute its business strategies. The Company's financial risk management policy is set by the managing board. The details of different types of risk and management policy to address these risks are listed below:

(a) Market Risk:-

Market risk is the risk of loss of future earnings, fair values or future cash flows that may result from a change in the price of a financial instrument. The value of a financial instrument may change as a result of changes in the interest rates, foreign currency exchange rates, equity prices and other market changes that affect market risk sensitive instruments. Market risk is attributable to all market risk sensitive financial instruments including investments and deposits, foreign currency receivables, payables and loans and borrowings. The objective of market risk management is to avoid excessive exposure in our foreign currency revenues and costs

(a)(i) Market Risk - Interest Rate Risk

Interest rate risk is the risk that the fair value of future cash flows of the financial instruments will fluctuate because of changes in market interest rates. The company's exposure to the risk of changes in market interest rates primarily to the Company's borrowings, both short term and long term obligations with floating interest rates. The company is also exposed to interest rate risk on its financial assets that include fixed deposits (which are part of cash and cash equivalents) since all these are generally for short durations, there is no significant interest rate risks pertaining to these deposits

Exposure to interest rate risk

(₹ in Lakhs)

Particulars	As at 31 March 2022	As at 31 March 2021
Fixed-rate instruments		
Financial Liabilities- Borrowings	-	-
Total	-	-

Sensitivity analysis to interest rate risk

The company doesn't account for any fixed rate financial assets or financial liabilities at fair value through profit or loss. Therefore, a change in interest rates at the reporting date would not affect profit or loss.

(a)(ii) Market Risk - Price Risk

The Company has no surplus for investment in debt mutual funds, deposits etc. The Company does make deposit with the banks to provide security against guarantee issued by bank to company's trade payables. Deposit is made in fixed rate instrument. In view of this it is not susceptible to market price risk, arising from changes in interest rates or market yields which may impact the return and value of the investments.

(a)(iii) Market Risk - Currency Risk

The fluctuation in foreign currency exchange rates may have a potential impact on the statement of profit and loss and equity, where any transaction references more than one currency or where assets/liabilities are denominated in a currency other than the functional currency of the Company. The company is exposed to currency risk on account of its trade payables in foreign currency. The functional currency of the company is Indian Rupees. The Company follows a natural hedge driven currency risk mitigation policy to the extent possible

Exposure to Currency risk

The summary quantitative data about the Company's exposure to currency risk are reported to management of the company are as follows:

(Foreign Currency in lakhs)

Particulars	Foreign Currency	As at 31 March 2022	As at 31 March 2021
Financial Assets			
Trade and other receivables	USD	4.14	5.74
	EURO	-	-
Financial Liabilities			
Trade and other payables	USD	1.19	1.19

Sensitivity analysis to currency risk

Foreign Currency	As at 31 March 2022		As at 31 March 2021	
	3% increase	3% Decrease	3% increase	3% Decrease
USD	6.74	(6.74)	10.04	(10.04)
EURO	-	-	-	-
Total	6.74	(6.74)	10.04	(10.04)

(b) Credit Risk

Credit Risk is the risk of financial loss to the Company if a customer or counterparty to a financial instrument fails to meet its contractual obligations, and arises principally from the Company's receivables from customers. The carrying amount of Financial Assets represents the maximum credit exposure

Trade Receivables

The Company has established a credit policy under which each new customer is analysed individually for creditworthiness before the payment and delivery terms and conditions are offered. The Company's review includes external ratings, if they are available, financial statements, industry information, business intelligence and in some cases bank references.

Trade Receivables of the Company are typically unsecured, except to the extent of the security deposits received from the customers or financial guarantees provided by the market organizers in the business. Credit Risk is managed through credit approvals and periodic monitoring of the creditworthiness of customers to which the Company grants credit terms in the normal course of business. The Company performs ongoing credit evaluations of its customers' financial condition and monitors the creditworthiness of its customers to which it grants credit terms in the normal course of business. The Company has no concentration of Credit Risk as the customer base is geographically distributed in India.

Expected credit loss for trade receivable:

The allowance for impairment of Trade receivables is created to the extent and as and when required, based upon the expected collectability of accounts receivables. On account of adoption of Ind AS 109, the Company uses lifetime Expected Credit Loss (ECL) model for assessing the impairment loss. For this purpose, the Company uses a provision matrix to compute the expected credit loss amount for trade receivables. Loss rates are based on actual credit loss experience and past trends. The provision matrix takes into account external and internal credit risk factors and historical experience / current facts available in relation to defaults and delays in collection thereof

The movement of the expected loss provision (allowance for bad and doubtful loans and receivables etc.) made by the company are as under:

Particulars	As at 31 March 2022	As at 31 March 2021
Opening balance of expected loss provision	23.09	1.66
Add : Provisions made (net)	19.40	21.43
Less : Utilisation for impariment / de-recognition	-	-
Closing balance	42.49	23.09

Other Financial Assets

The company maintains its Cash and Cash equivalents and Bank deposits with banks having good reputation, good past track record and high quality credit rating and also reviews their credit-worthiness on an on-going basis.

Expected credit loss on financial assets other than trade receivable:

With regards to all financial assets with contractual cash flows other than trade receivable, management believes these to be high quality assets with negligible credit risk. The management believes that the parties from whom these financial assets are recoverable, have strong capacity to meet the obligations and where the risk of default is negligible and accordingly no provision for expected credit loss has been provided on such financial assets. Break up of financial assets other than trade receivables have been disclosed on balance sheet

The Company's maximum exposure to credit risk as at 31st March, 2022, 2021, 2020, 2019 and 1st April, 2018 is the carrying value of each class of financial assets.

(c) Liquidity Risk

Liquidity Risk is the risk that the Company will face in meeting its obligation associated with its financial liabilities that are settled by delivering cash or another financial asset. The Company's approach in managing liquidity is to ensure, as far as possible, that it will have sufficient liquidity to meet its liabilities when due, under both normal and stressed conditions, without incurring unacceptable losses or risking damage to the Company's reputation. Any short term surplus cash generated, over and above the amount required for working capital and other operational requirements is retained as Cash and Cash Equivalents (to the extent required).

Exposure to Liquidity Risk

The following table shows the maturity analysis of the Company's Financial Liabilities based on contractually agreed undiscounted cash flows along with its carrying value as at the Balance Sheet Date

Particulars	As at March 31, 2022		As at March 31, 2021	
	Less than 12 months	More than 12 months	Less than 12 months	More than 12 months
Long Term Borrowings	2,017.09	-	1,946.30	-
Interest accrued but not due on borrowings	-	355.76	75.59	280.17
Working Capital Loans from Banks	-	-	-	-
Trade Payables	1,351.09	231.34	1,074.53	197.69
Other Financial Liabilities	-	-	-	-
	3,368.18	587.09	3,096.41	477.86

(d) Collateral

The Company has pledged its Non-Current as well as Current Assets to a consortium of lenders as collateral towards borrowings by the Company.

For Thanawala & Co.

Chartered Accountants
Firm Registration No.: 110948W

CA Vijay Thanawala
(Proprietor)

M.No.: 15632

Place : Mumbai

Date : 11th April, 2022

For Lasa Supergenerics Limited

Omkar Herlekar
(Chairman & Managing Director)
DIN:01587154

Ankita Shetty
(Company Secretary)
MEMB NO : A65815

Shivanand Hegde
(Whole Time Director)
DIN:00185508

Ravi Shankar Kabra
(Chief Financial Officer)



LASA SUPERGENERICS LTD

CORPORATE OFFICE

Office No. 506 & 507,
5th floor, Midas, Sahar Plaza,
Andheri kurla road, Andheri East,
Mumbai 400059

REGISTERED OFFICE

Plot NO. C-105, MIDC, Mahad,
Dist.-Raigad, Maharashtra, India.
Pin Code: 402301