



# CAPTAIN POLYPLAST LTD.

**REGD.OFFICE** : UL-25, Royal Complex, Bhutkhana Chowk, Dhebar Road, Rajkot-360 002 (Guj.) India. Tele : +91-9909035390, +91-9909035391  
**H.O. & WORKS** : Survey No. 267, Plot No. 10A, 10B & 11, N.H. No. 27, SHAPAR (Veraval), Dist. Rajkot-360 024 (Gujarat) India. Telefax : +91-2827-253006, 252056  
web : [www.captainpolyplast.com](http://www.captainpolyplast.com) | e-mail : [info@captainpolyplast.in](mailto:info@captainpolyplast.in)  
CIN NO. : L25209GJ1997PLC031985

Date: September 14, 2020

To,  
Department of Corporate Services  
BSE Limited,  
Phiroze Jeejeebhoy Towers  
Dalal Street  
Mumbai-400 001

**Reg:** Captain Polyplast Limited (Scrip Code: 536974/Scrip ID:CPL)

**Sub:** Submission of Notice of 23<sup>RD</sup> Annual General Meeting alongwith annual report for the year 2019-20 under Regulation 30 and 34(1) of the SEBI [Listing Obligations and Disclosure Requirements] Regulations, 2015

Dear Sir/Madam,

Pursuant to Regulation 30 of the SEBI (Listing Obligations and Disclosure Requirements) Regulations, 2015, we send herewith the notice of the 23<sup>RD</sup> Annual General Meeting of the company along with the e-voting instructions, instructions for members for e-VOTING on the day of the AGM and instructions for members for attending the AGM through VC/OAVM to be held on 09.10.2020 and as per regulation 34(1) of the SEBI (Listing Obligations and Disclosure Requirements) Regulations, 2015 a copy of the annual report will also be sent to the shareholders along with the notice of the annual general meeting. The aforesaid notice and annual report are also available on the website of the company at [www.captainpolyplast.com](http://www.captainpolyplast.com)

This is for your records and information.

Thanking you.

Yours truly

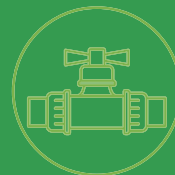
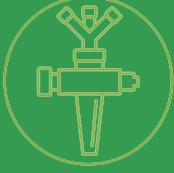
FOR, CAPTAIN POLYPLAST LIMITED

  
RAMESH D. KHICHADIA  
(MANAGING DIRECTOR)  
DIN: 00087859



AN ISO 9001:2015 COMPANY

MFG.: DRIP, SPRINKLER & MINI SPRINKLER IRRIGATION SYSTEM



23<sup>rd</sup> Annual Report  
**2019-20**



# Table of Contents

## 1 Company Overview

Corporate Information	1
Water: A Scarce Resource	2
Why Micro Irrigation?	3
About Captain Polyplast Limited	5
Our Product Range	6
Captain's Commitment Towards The Environment	8
Giving Back to The Society	9
Geographical Presence	10
Board of Directors	11
Financial Performance	12
Chairman's Speech	13

---

## 2 Statutory Reports

Management Discussion and Analysis	14
Notice of Annual General Meeting	18
Director's Report	28
Report on Corporate Governance	47

---

## 3 Financial Statements

Standalone Financial Statements	63
Consolidated Financial Statements	97



# Corporate Information

## BOARD OF DIRECTORS

**Ramesh D. Khichadia**

*Chairman and Managing Director*

**Ritesh Khichadia**

*Whole Time Director*

**Gopal D. Khichadia**

*Director*

**Kaushik Mori**

*Chief Financial Officer*

**Harshadray L. Patel**

*Independent Director*

**Prabhu Rabadia**

*Independent Director*

**Anjana P. Paghadar**

*Independent Director*

**Company Secretary & Compliance Officer**

Khyati S. Mehta

## AUDITORS

**SVK & ASSOCIATES**

*Chartered Accountants*

C-701/702 Titanium Square,

Thaltej Cross Roads, S. G. Road,

Ahmedabad - 380 054 (Gujarat - India)

Tel.: + 91 79 40 320 800

Mobile: +91 98252 45520

E-mail: svk@casvk.com, svkandassociates@gmail.com

## BANKERS

State Bank of India

Commercial Branch, Kalawad Road

Rajkot - 360 001 (Gujarat)

Axis Bank

Kalawad Road

Rajkot - 360 005 (Gujarat)

## REGISTERED OFFICE

UL25, Royal Complex Bhutkhana Chowk,

Dhebar Road, Rajkot - 360001

Email : account@captainpolyplast.in

Website: www.captainpolyplast.com

## PLANT AND CORPORATE OFFICE

Survey NO. 267, Plot No. 10-A, 10-B & 11,

N.H. 8-B, Shapar-Veraval, Rajkot - 360024 (Gujarat)

**Kurnool plant:** Survey No. 343/1A, Mandal:Kallur,

Village: Bastipadu, Bangalore Highway,

Kurnool - 518218, Andhra Pradesh

## BOOK CLOSURE

**Date:** 03/10/2020 to 09/10/2020

(both days inclusive)

## REGISTRARS AND TRANSFER AGENTS

Big share Services Pvt Ltd E/2-3, Ansa Industrial

Estate Saki Vihar Road, Sakinaka

Andheri (East) Mumbai - 400072

Phone: 022 - 4043 0200, Fax: 022 - 2847 5207

Email: jibu@bigshareonline.com

## AUDIT COMMITTEE

Mr. Harshadray L. Patel - *Chairman*

Mr. Ramesh D. Khichadia - *Member*

Mrs. Anjana Paghadar - *Member*

## NOMINATIONS & REMUNERATION COMMITTEE

Mr. Prabhu Rabadia - *Chairman*

Mr. Harshadray L. Patel - *Member*

Mrs. Anjana Paghadar - *Member*

## 23<sup>rd</sup> Annual General Meeting

on 09<sup>th</sup> October, 2020 at 10.00 am through

Video Conferencing/other Audio-Visual means



## Water: A Scarce Resource!



*There is a water crisis today. But the crisis is not about having too little water to satisfy our needs. It is a crisis of managing water so badly that billions of people-and the environment-suffer badly.*

*World Water Vision Report*

Water scarcity is projected to worsen considerably in the coming decades due to several drivers related to demography, food security policies, overall socio-economic development and climate change. It is no secret that India is facing a severe water shortage crisis. Our rivers are drying up and our groundwater is depleting at an alarming pace, even as the population continues to boom. India supports about 1/6th of the world population, though it comprises of only 1/50th of the world's land and 1/25th of the world's water resources.

Coupled with the dependence on nature and the shortfall thereof, the consumption is high. India uses 2-4 times more water to produce a unit of major food

crop than China and Brazil do. India's agriculture is still hostage to the vagaries of nature, with majority of the sector dependent on rainfall. So when rain fails for two consecutive years, it is a full blown crisis for the country's farmers. It also perpetually remains under various threats such as groundwater depletion, salinization, droughts, unusual or sudden heavy rains, and the inability to access water reserves.

Agricultural water demand (irrigation) amounts to almost 80% of the total fresh water demand in the country. Now is the time to transform our agriculture by adopting micro-irrigation practices which are far more efficient in saving water whilst delivering better crop yields.

## Why Micro Irrigation?

Micro irrigation is the frequent application of small quantities of water directly above and below the soil surface to plant root zone; usually as discrete drops, continuous drops or tiny streams through emitters placed along a water delivery line. It includes drip and sprinkler irrigation which is a proven technology and has gained immense popularity amongst the farmers in India. Traditional irrigation systems such flood irrigation, apply large quantities of water in a short time and create extreme saturation conditions in the soil. This results in bad aeration and creates stressful conditions for the plants roots that need a balance between water and air. Excessive water also leaches beneficial plant nutrients below the active root zone resulting in less nutrients for crops and ground water contamination. Micro irrigation helps irrigate with optimal quantities and timing according to soil type and crop needs, so the air-water ratio in the soil is best and nutrients are kept where they are needed.

Adoption of micro irrigation systems (MIS) has helped farmers experience efficiency in deployment of inputs such as water, electricity, fertilizers and labour. It has also assisted tremendously in increasing the crop productivity and offering better quality of produce, leading to higher realization of sale price, which in turn results in increased income of farmer and prosperity. With this technology, additional area can be irrigated with the same amount of water compared

to conventional method of irrigation. In addition, water deficient, cultivable waste land and undulating land areas can easily be brought under cultivation due to ease of irrigation. There is also a good scope for using it in closely spaced crops like rice, wheat, onion, potato etc. Benefits of this technology lead to control of ground and surface water pollution.

Micro irrigation most importantly helps conserve the environment. Not only does it use 60 percent less water – a precious limited resource on our planet today – but it also reduces greenhouse gas emissions through more precise use of fertilizers, which are pre-mixed in the water before irrigation. It also reduces nitrate leaching and heavy metal absorption in the soil.

MIS is one of the ways that the authorities have identified to meet their target of doubling the farmer's income by 2022. The government has identified various sources of income growth namely, improvement in crop productivity; improvement in livestock productivity; resource use efficiency or savings in the cost of production; increase in the cropping intensity; diversification towards high value crops; improvement in real prices received by farmers; and shift from farm to non-farm occupations. All these benefits form the core of micro irrigation. Being an agricultural country, India must implement micro-irrigation large-scale. The future of the nation depends on it.







**30**  
Years of  
Experience

**18**  
Sales Offices

**11**  
Stock Depots

**750+**  
Dealers

**FY20 Performance**

**25%**  
Revenue  
Y-O-Y  
Growth

**58%**  
EBITDA  
Y-O-Y  
Growth

**75%**  
PAT  
Y-O-Y  
Growth

**38%**  
RoCE

**3 Year CAGR**

**18%**  
Revenue

**22%**  
EBITDA

**36%**  
PAT

**22%**  
Net Worth



## About Captain Polyplast Limited

**Captain Polyplast Limited (CPL)** is a micro irrigation solutions company which was founded by Mr. Ramesh Khichadia, a qualified B. Tech in Agriculture Engineering from Gujarat Agriculture University with more than 30 years of experience in the Irrigation business. The company is into the business of manufacture and sale of quality Micro Irrigation Systems and Allied Products. Micro Irrigation systems, which include drip irrigation systems are produced from advanced German, US and Israeli machines. They have also added ancillary products like solar pumps, rooftop solar, water soluble fertilizer, etc. selling through existing distribution network. CPL is a channel partner of IOCL for marketing of their polymer products in Gujarat.

CPL has 18 sales offices and 11 depots catering to 750+ dealers concentrated in the Northern, Western and Southern parts of India. The company's products are exported to Gulf, African and Latin American countries. We have been able to garner a huge client base in the global market due to our quality range and ability to provide bulk requirements for our valued clients.

With innovative ideas, excellent quality, and dedicated customer service, the "CAPTAIN" brand has established its position in both domestic and international markets and is recognised as one of the fastest growing player in the micro irrigation industry.



# Our Product Range



## Drip Irrigation Systems

Drip irrigation is a form of micro irrigation that saves water and fertilizer by allowing water to trickle down drop by drop to the roots of the plants, either onto the soil surface or directly into the root zone. It is done in a regulated predetermined time according to the requirements of crops through a network of dripline, emitters, filters and valves. Therefore, it saves water and is suitable for horticulture, vegetables, oilseeds and ornamental plants.




## Sprinkler Irrigation Systems

The company offers easy to install and maintain sprinkler & mini sprinkler systems of top quality which maximise the saving of water and enhances the crop productivity and yield. They are environmental friendly and are very durable with a long life span and have a low operating pressure which result in energy savings. Mini sprinklers have earned a reputation as the most reliable and durable sprinklers available with their outstanding distribution uniformity and large water passages.



## Pipes & Fittings

The company offers wide range of plastic pipes and fittings such as irrigation laterals, valves, filters, venturi injectors and compression fittings, of the best quality to be an end to end solution provider to the farmers.



## Greenhouse or Protected Cultivation


The company provides the best quality greenhouse structures which provide a controlled and favourable environment for the crop to grow and give high yields in every season. CPL has a dedicated team of engineers for complete execution of Greenhouse system right from design stage to complete implementation of the project.





### Solar Systems

In a bid to preserve non-renewable energy, the company offers a renewable energy solution in the form of solar systems which comprise of solar water pumps, fence energiser, water heater and street light system which helps in significant reduction of energy cost and provide electricity access in remote areas.




### Water Soluble Fertilizer

We have launched a wide range of water soluble fertilizers under "Jeevika" brand. These fertilizers can be applied directly through the drip irrigation system to the root zone of plants, thus improving its efficacy.



### IOCL Channel Partner

CPL was appointed as Del Credere Associate (DCA) and Consignment Stockiest (CS) of Indian Oil Corporation Ltd (IOCL) in 2017. The agreement entitles CPL to market the entire portfolio of IOCL's polymer products (raw material for plastic processors) in Gujarat.





# Captain's Commitment Towards The Environment

Providing sustainable long term solutions towards the environment is not only a business at Captain Polyplast but a commitment towards the environment.

## Water Conversation

Farmers around the country are under immense pressure due to depleting ground water sources. Captain Polyplast's Micro irrigation solutions helps farmers tackle these challenges by optimizing their water utilisation efficiently by around 60% and also delivering higher agricultural yields by controlling the soil moisture levels which aid in crop growth and also improve yields.

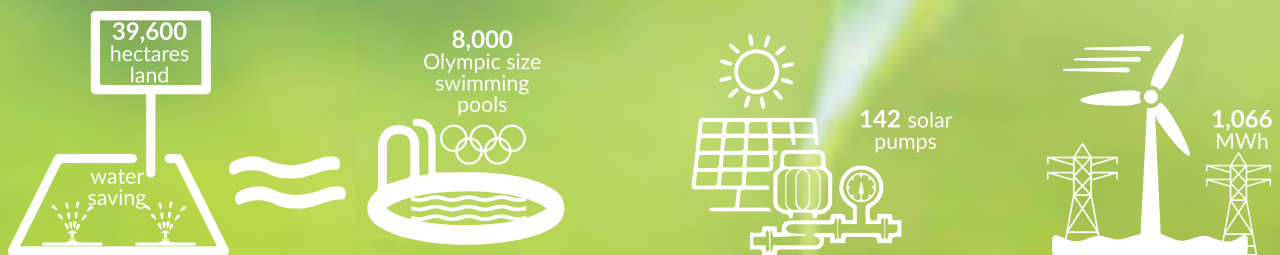
## Energy Saving

Micro irrigation solutions result in average energy savings of around 30% due to the lower requirement

of water pumping. Captain Polyplast also offers solar solutions like solar water pumps and rooftop solar to complement its micro irrigation solutions to optimise and reduce the energy requirements and carbon footprint.

## Reduction in fertilizer usage

Excess fertilisers are not only harmful to human health but also reduce farm yields in the long run. Micro irrigation solutions also reduce the usage of fertilisers by almost 25% since fertigation and usage of water soluble fertilizers decrease unnecessary wastage. This way the nutrients are delivered with the irrigation water, directly to the active root zone of the plants. Captain Polyplast also offers water soluble fertilisers to its customers becoming an integrated solution provider.



In the financial year 2020, the company covered 39,600 hectares of land under micro irrigation, saving around 20 Billion Litres of water or an equivalent amount of water to fill 8,000 Olympic size swimming pools.

In the financial year 2020 the company installed 142 solar pumps and also generated 1,066 MWh of power through the company's captive wind turbines leading to significant decrease in dependence on fossil fuels and the conventional forms of energy.

## Giving Back To The Society

The Environment is not the only area of commitment for Captain Polyplast, giving back to the society is a part of the company's daily routine as well.

### Education and awareness of Farmers

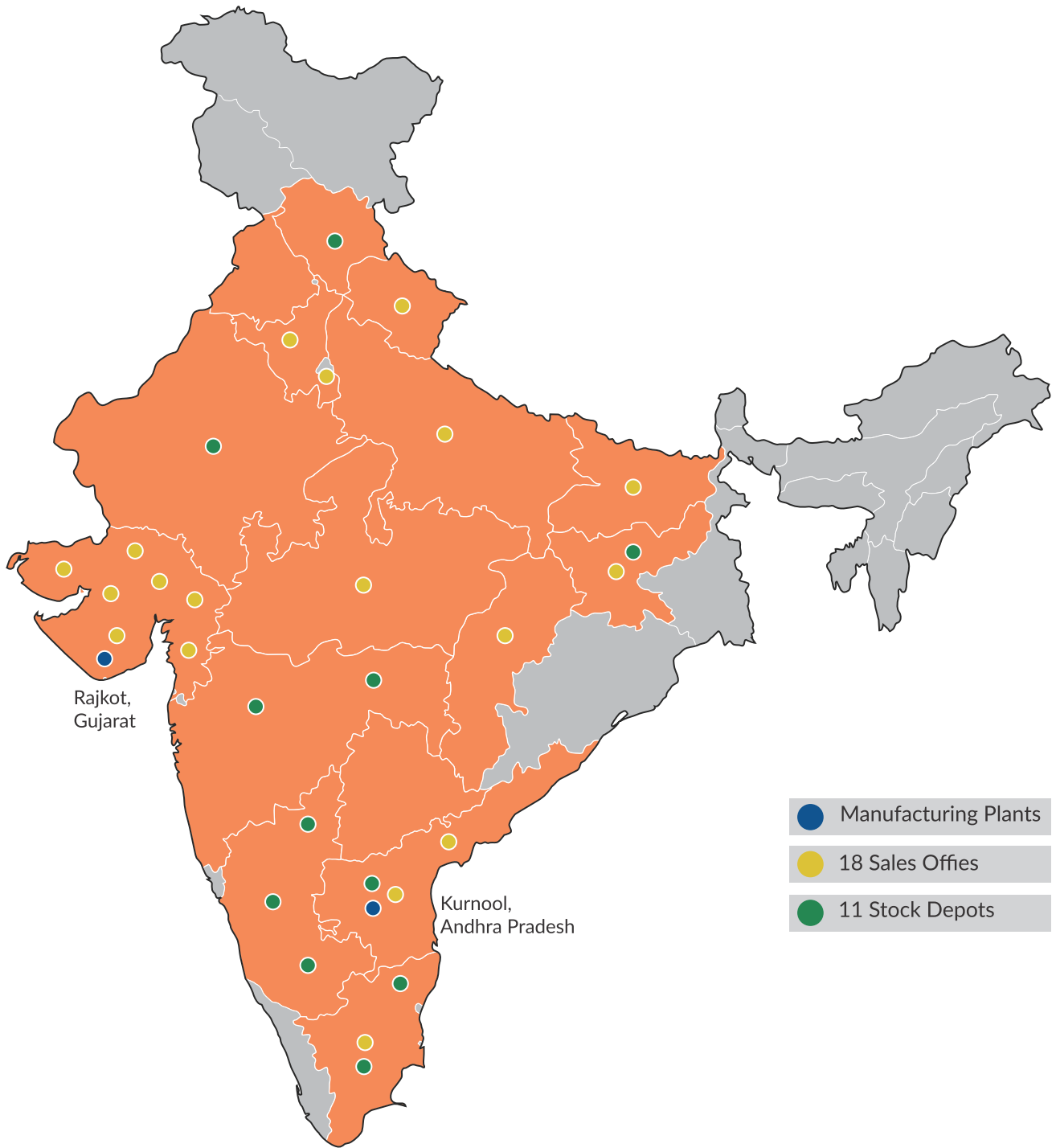
Transformative action that addresses the water and environmental crisis relies on raising awareness and educating farmers.

Captain Polyplast initiates various 'Farmer Awareness Programs' that focus on highlighting how unsustainable agricultural practice damages the eco-system and providing solutions on improving water efficiency and promoting resource sustainability.

The company also hosted a Jal Shakti Mahotsav which stressed the need to launch a huge public movement for water conservation along the lines of the Swachh Bharat Mission to address agricultural, industrial and domestic water issues. There was also an educational session that called for judicious use of water to save the country from future calamities.



# Geographical Presence



## Manufacturing Facilities

The company has 2 manufacturing facilities, one is in Rajkot Gujarat and their newest facility which got commissioned in May 2019 is in Kurnool, Andhra Pradesh.



## Board of Directors

### Mr. Ramesh Khichadia

*Chairman & Managing Director*

Mr. Ramesh Khichadia is B. Tech (Agriculture Engineering) from Gujarat Agriculture University and has more than 30 years of experience in the field of Pipes and Irrigation business. He has been instrumental in formation of our company. Being an early starter he has worked on almost all levels of the organization which helps him understand and handle major functions of our company. Under his dynamic leadership and vast experience, we are able to deliver constant value to our customers time and again. He has been the architect of our company's projects and expansion strategy.

### Mr. Ritesh Khichadia

*Whole-Time Director*

Mr Ritesh Khichadia holds a BTech in Mechanical Engineering from IIT Bombay and a PGDM with specialization in Finance and Strategy from IIM Lucknow. He has two years of professional experience working as investment advisor at Sanford Bernstein and as a M&A consultant at Ernst & Young. His key responsibilities as the director of the company are to enhance the brand value of Captain and oversee strategies to accelerate the revenue growth of the company.

### Mr. Gopal Khichadia

*Whole-Time Director*

Mr. Gopal Khichadia has more than 25+ years of experience in the field of Pipes and Irrigation business. He is one of the founding directors of our company and is responsible for generation of business for our company. He leads the core team that is driving the company's growth and transformation to become one of the reputed suppliers of irrigation systems in the country. He is also responsible for business development and operational affairs of the company.

### Mr. Harshadray Patel

*Non-Executive & Independent Director*

Mr. Harshadray Patel is B.Com and LLB Graduate from Saurashtra University. He is an ex-banker and a Member of Bar Council of Gujarat. He has served Bank of Baroda for 48 years and took Voluntary Retirement in 2001 as Senior Branch Manager. He has vast and rich experience in the field of Bank Finance and Law. During his tenure at Bank of Baroda he has received many awards and appreciations. Post Retirement, he is providing consultancy in areas of Bank Finance & Law.

### Mr. Prabhu Rabadia

*Non-Executive & Independent Director*

Mr. Prabhu Rabadia is the Non-Executive & Independent Director of our company. He is the ex-government service man. He holds a B.SC degree in Agriculture from Gujarat Krushi University since 1973. He has worked as assistant professor in Gujarat Agriculture University from the period 1974 to 2011. He retired from Gujarat Agriculture University in 2011 and is having vast experience of 47 years in agriculture.

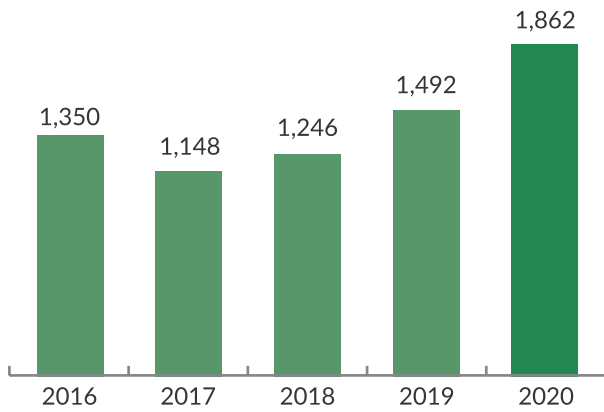
### Mrs. Anjana Pravinbhai Paghdar

*Non-Executive & Independent Director*

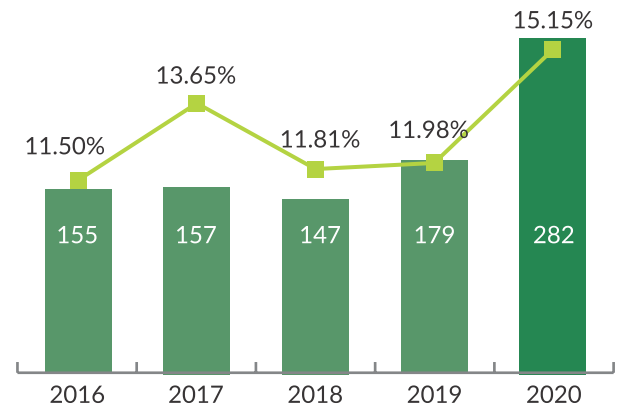
Mrs. Anjana Pravinbhai Paghdar is the Non-Executive Independent Director of our company. She has completed her graduation in commerce in year 1991 from Saurashtra University. She has work experience as "Finance Executive" with Mataliya Broking Pvt. Ltd., One of India's Leading service providers for broking, Commodities & Mutual Funds for period of one year. Apart from this, She is well experienced in the field of accounting and having good knowledge of TDS, Service Tax, Pro. Tax and in the field of auditing areas.

# Financial Performance (Consolidated)

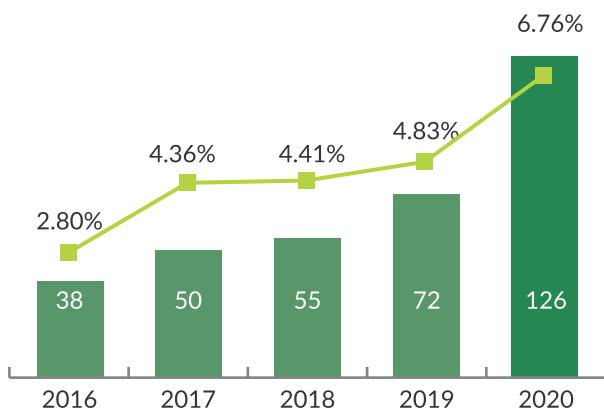
Revenue (INR Mn)



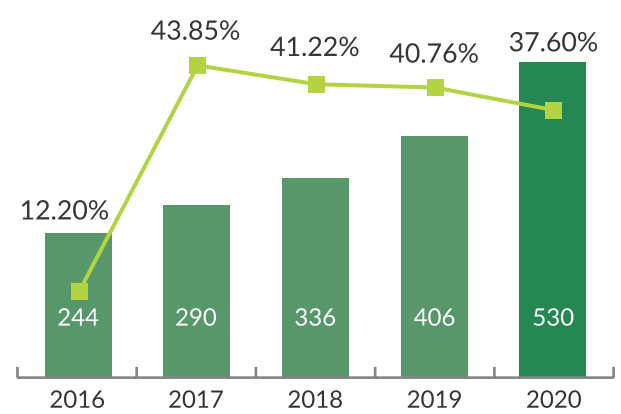
EBITDA (INR Mn) EBITDA Margin (%)



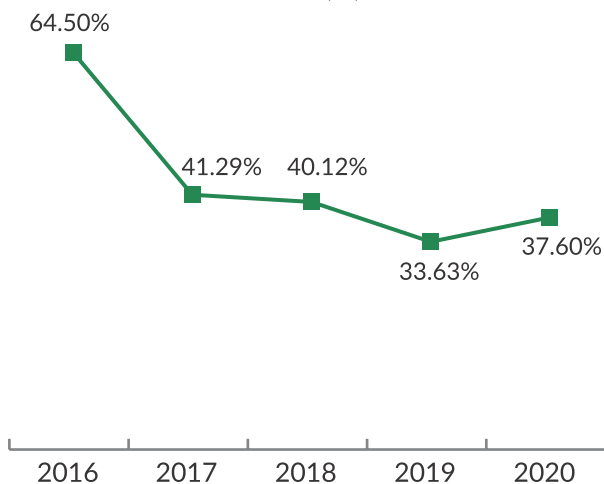
PAT (INR Mn) PAT Margin (%)



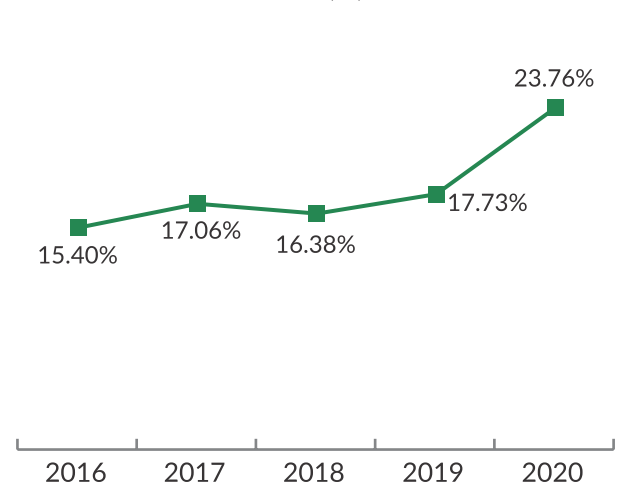
Net Worth (INR Mn) ROCE (%)



RoCE (%)



ROE (%)



## Chairman's Speech



“At Captain, we have always focused on sustainability that would offer growth to our stakeholders. Going forward, the Company is well positioned to surge ahead with long term sustainable financial performance.”

Dear Shareholders,

It gives me immense pleasure to share with you that your company continued its growth journey in what was one of the most challenging years in the last decade from an economical perspective. We had a phenomenal financial performance in financial year 2019-20, our consolidated revenue grew 25% against the previous financial year to INR 1,862 Mn, the EBITDA grew by 58% to INR 282 Mn margin with EBITDA margins at record highs in our company's history of 15.15% and our Net Profit grew by 75% to INR 126 Mn with PAT margins at 6.77%.

We are indeed living through unprecedented and difficult times. The novel Coronavirus has caused multitude of challenges for countries across the globe and has also escalated an economic slump in business conditions. The government of India intervened by taking prompt and quick measures to contain the spread of the virus and later focus on boosting demand. At Captain, we responded to this extraordinary situation by being well prepared through our strong core competencies and robust business model.

With our consistent and sustainable performance during the year, we stand confident even in such difficult times. Our company's strong brand recall, extensive distribution network, increasing domestic and international presence, state of the art technologies and high quality product range are the true strengths of our business performance.

As you know, over the last few years we expanded our reach from one state to fifteen more states, and also commercialised our second plant in Kurnool, Andhra Pradesh. With our right expansion strategies, we are well-poised to cater a larger customer base, optimise

logistic cost, explore potential opportunities in the country and eventually increase market share. Our world class manufacturing facilities produce superior quality products that are reliable and durable, which has helped increase the customer loyalty and the Captain brand recall.

Our business has been well supported by the push from the government, and we whole-heartedly welcome the move of the government to set up a new 'Jal Shakti Ministry' and their emphasis "Har Khet Ko Pani" initiative. Other programs and initiatives launched by the government including Pradhan Mantri Krishi Sinchai Yojana (PMKSY), and increased allocation towards agricultural and allied activities, namely, irrigation facilities, building agri-market infrastructure and the introduction of the Kisan credit card to farmers, has lead to a rise in demand for micro irrigation systems and other ancillary products.

At Captain, we have always focused on sustainability that would offer growth to our stakeholders. Going forward, the Company is well positioned to surge ahead with long term sustainable financial performance. We remain focused on achieving growth and delivering quality products. The underlying fundamentals of the business are undoubtedly robust.

In conclusion, I would like to express my appreciation to the entire team at Captain Polyplast for their commitment, passion and hard work, and I would also like to express my gratitude to our key stakeholders, customers, bankers and vendors for their continued support in our growth journey.

Yours sincerely  
**Ramesh Khichadia**



# Management Discussion & Analysis

## Global Economy Overview

The financial year 2020 started off with rising issues on trade between the world's two largest economies – US and China. US and China together account for 40% of the global GDP and the trade disputes between them had an adverse effect on the global economy and sentiment overall. This impact was not only seen in the commodities and financial markets (equities, bonds, currencies), but it also impacted the output and profitability of firms, leading to deterred investment decisions of businesses. The global economy was struggling to regain a broad-based recovery as a result of the lingering impact of growing trade protectionism, trade disputes among major trading partners, falling commodity and energy prices. Brexit was the other major event that took place in January 2020, after the public referendum in 2016 and years of negotiations. The impact of Brexit is expected to hurt the UK economy, primarily due to 2020 having the weakest export growth since 2009 and business investments contracting by 0.7%.

The year ended with outbreak of Covid-19 pandemic. Covid-19 effects came in as a supply side shock first with disruption in global supply chains but with time, the shutdown of manufacturing units across the world had put challenges on the demand side where the availability of goods and services was impacted. Advanced economies as a group are likely to experience an economic contraction in 2020 of about 7.8% of GDP, with the U.S. economy projected by the IMF to decline by 5.9%, about twice the rate of decline experienced in 2009 during the financial crisis. The rate of economic growth in the Euro area is projected to decline by 7.5% of GDP. The IMF also argues that recovery of the global economy could be weaker than projected as a result of: lingering uncertainty about possible contagion, lack of confidence, and permanent closure of businesses and shifts in the behaviour of firms and households. The global trade volumes are projected to decline between 13% and 32% in 2020 as a result of the economic impact of COVID-19.

In order to cushion the economy from unprecedented impact of coronavirus, United State House Democrats

passed a USD 3 trillion coronavirus relief bill on 15th April, 2020. The Federal Reserve lowered its key interest rate to near zero on March 15, 2020. In other actions, the People's Bank of China cut its reserve requirements for Chinese banks, potentially easing borrowing costs for firms and adding \$79 billion in funds to stimulate the Chinese economy. OPEC and Russia reportedly agreed to cut oil production by 10 million barrels per day. G-20 finance ministers and central bank governors announced their support for the proposed agreement by Saudi Arabia and Russia to reduce oil production.

Nevertheless, it has been a challenging time for governments and their citizens alike with fighting off against the spread of the virus and, passing huge stimulus packages to support people and businesses. Effective policies are essential to forestall the possibility of worse outcomes, and the necessary measures to reduce contagion and protect lives are an important investment in long-term human and economic health.

### Source:

*Seeking Alpha – Feb 2020, Asia Times – March 2020, Economic Times – Feb 2020, S&P Global – May 2019, CNBC – Sept 2019 and Youth Ki Awaaz – Nov 2019*

## Indian Economy Overview

The Indian economy started FY20 on a dull note owing to the ongoing liquidity crisis. In order to achieve the government's vision of making India a USD 5 trillion economy by 2025, the finance ministry slashed domestic corporate tax rates to 25.17% during mid-year. Considering the conditions attached to this rate, few companies have taken the benefit of the lower rate.

The Current Account Deficit narrowed primarily on account of lower non-oil, non-gold imports and robust services exports supported by software, travel and financial services. India's crude oil import bill fell by 9% Y-o-Y to \$102 billion in 2019-20 on account of price crash; though volumes remained fairly unchanged. Foreign fund outflows and the Fed's grim prognosis

for the US economy further weighed on the rupee as it touched 77 against US dollar in April 2020. The CPI inflation stands at 5.84% YoY in March 2020 higher from 2.86% Y-o-Y in March 2019. As per ICRA, CPI inflation is expected to cool to around 4.0% with downside bias in FY2021 from 4.8% in FY2020 due to likely muted demand for non-essential items, weak pricing power for producers and favourable base effect for food items. According to the Indian Budget 2020, the real GDP growth was estimated at 5.0% in the financial year 2019-20 but due to the recent COVID-19 crisis has ensured that FY2021 will be a challenging one for India and the world. As per Fitch ratings, India's GDP growth is likely to slip to 0.8% for FY21 on account of expected fall in consumer spending to 0.3% from 5.5% a year ago and an expected contraction of 3.5% in fixed capital investments.

## Outlook

The Indian economy was on a recovery path from the lower demand positions that were existing when the Covid-19 pandemic hit us in the last few days of the year and the related measures taken by the Govt. resulted in slowdown of demand. While on one hand the rate of growth of the pandemic was relatively contained, the lockdown impacted the distribution channels and the Sales for the year and also for the subsequent quarter. The pace and scale of lifting lockdown for India may depend on the availability of the crucial testing capabilities which is essential to get a better handle on the spread of the virus, granular data and technology to track and trace infections, and the build-up of healthcare facilities to treat patients. Government of India's announcements of a fiscal stimulus of Rs. 20 Lakh crores (~10% of GDP) aims at saving the lockdown battered economy by providing tax breaks, incentives for domestic manufacturing and credit guarantee for loans to MSMEs.

RBI announced slew of measures to address the liquidity concerns of financial institutions by means of targeted long-term repo operations to help ease liquidity of NBFCs, HFCs and MFIs. India's crude oil import bill is likely to shrink in the current fiscal year as domestic demand has sharply fallen due to nationwide lockdown. With IMD monsoon forecast coming at near normal levels, agricultural sector could turn out to be the lone bright spot as winter crop (Rabi) is being harvested and the impact of this pandemic is not seen

across the farmland areas of the country.

The uncertainty about further contagion of this pandemic and the vaccine development, establishment closures, structural shifts in firm and household behaviour which may lead to a longer lasting supply chain disruption and weakness in aggregate demand would potentially cause a major hurdle in growth of the fastest growing trillion-dollar economy going into FY21.

### Sources:

*Forbes India - March 2020, Live Mint - Feb 2020, ET BFSI.com - Dec 2019, IBEF - March 2020, Economic Times, India Budget 2020.*

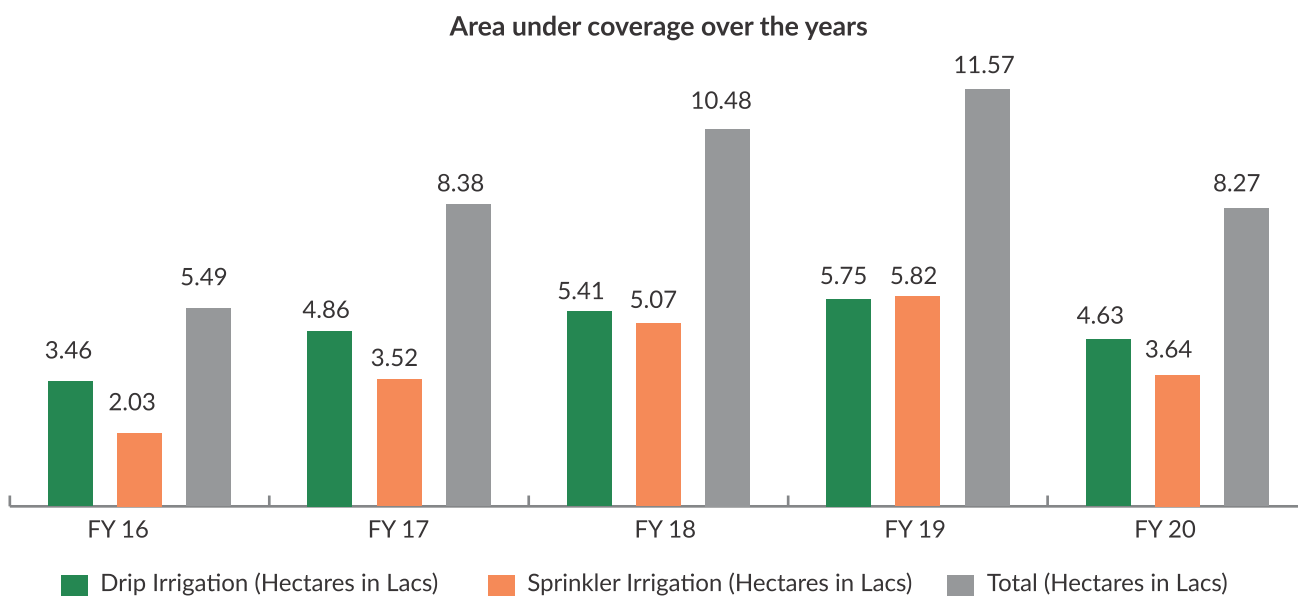
## Global Micro-Irrigation Industry

The Global Micro-Irrigation Systems Market size surpassed USD 5 billion and is projected to register a CAGR of 13% from 2017 to 2024. Growing necessity for water conservation owing to rising population and decreasing water reserves will drive micro-irrigation systems market. Increasing concern pertaining to water becoming a threatened commodity, farmers and other stakeholders in agricultural sector have been seeking novel techniques for enhancing productivity from the limited amount of water. Ability of micro-irrigation systems to economize water in agriculture sector and bring more arable land under irrigation will support market expansion for the projected period.

Strong economic benefits of micro-irrigation systems will influence market growth over the forecast timeframe. Low pumping needs, automation, and flexibility will promulgate overall industry growth as it has positive impact on production costs. Additionally, ability of micro-irrigation system to support all types of land terrain is further anticipated to fuel market growth. Participation of the government regulatory bodies due to environmental concerns coupled with reduction in water and fertilizers usage is projected to drive this segments growth. Increase in the number of subsidies provided by government to the farmers will support product scope. High initial investment cost can be one of the factors that may create hinderance for market growth.

## Micro Irrigation in India

In order to increase water use efficiency at farm level, Economic Survey 2019-20 advises further penetration of micro irrigation to ensure a sustainable agricultural practice. It says that there is good scope to use this technology in closely spaced crops like rice, wheat, onion and potato. In 2018-19, over 12 lakh hectare land is under micro-irrigation, according to government data.



## Highlights of the Union Budget 2020-21

- The Budget 2020-21 has identified Agriculture Sector as one of the key drivers of the economy.
- As per the Union Budget 2020-21, government will work with State Governments to allow farmers to benefit from e-NAM.
- The government announced plans to launch Krishi Udaan on international and national routes.
- PM-KUSUM scheme expanded to support 20 lakh farmers for setting up stand-alone solar pumps and further help another 15 lakh farmers solarise their grid-connected pump sets.
- INR 1.34 lakh crore (US\$ 19.23 billion) allocated for Ministry of Agriculture and Farmers' Welfare.
- Allocated Rs 8,363 crore (US\$ 1.20 billion) to Department of Agricultural Research and Education.

## Government Policies supporting the sector growth

### Pradhan Mantri Krishi Sinchai Yojana (PMKSY)

- The Government of India has been implementing

Centrally Sponsored Scheme on Micro Irrigation with the objective to enhance water use efficiency in the agriculture sector. Under the scheme, technological interventions like drip & sprinkler irrigation systems are promoted to encourage the farmers to use them for conservation and saving of water & improved yield.

- The scheme ensures access to the means of irrigation to all agricultural farms in the country to produce 'per drop more crop', thus bringing much desired rural prosperity.
- To increase agricultural production and productivity by increasing availability of water and its efficient use.
- PMKSY has been approved for implementation across the country with an outlay of Rs. 50,000 crore in five years.

### Pradhan Mantri Kisan Samman Nidhi Yojana (PM Kisan)

- Prime Minister of India, launched the Pradhan Mantri Kisan Samman Nidhi Yojana (PM-Kisan) and transferred Rs 2,021 crore (US\$ 284.48 million)



to the bank accounts of more than 10 million beneficiaries on February 24, 2019.

- After the budget announcement of Pradhan Mantri Samman Nidhi Yojana, eligible farmers will get Rs 6,000 (US\$ 85.84 ) in three instalments.

#### **Pradhan Mantri Annadata Aay SanraksHan Abhiyan' (PM-AASHA)**

- In September 2018, the Government of India announced Rs 15,053 crore (US\$ 2.25 billion) procurement policy, under which states can decide the compensation scheme and can also partner with private agencies to ensure fair prices for farmers in the country.

#### **Agricultural Export Policy, 2018**

- Harness export potential of Indian agriculture, through suitable policy instruments, to make India global power in agriculture and raise farmers' income.
- The new policy aims to increase India's agricultural exports to US\$ 60 billion by 2022 and US\$ 100 billion in the next few years with a stable trade policy regime.

#### **Micro Irrigation Fund**

- A dedicated Micro Irrigation Fund created with NABARD has been approved with an initial corpus of Rs. 5000 crore (Rs. 2000 crore for 2018-19 & Rs. 3000 crore for 2019-20) for encouraging public and private investments in Micro irrigation.
- The main objective of the fund is to facilitate the States in mobilizing the resources for expanding coverage of Micro Irrigation. MIF would not only facilitate States in incentivizing and mobilizing resources for achieving the target envisaged under PMKSY-PDMC but also in bringing additional coverage through special and innovative initiatives by State Governments.

#### **Atmanirbhar Bharat Package (Agriculture)**

- Measures worth Rs 1.5 lakh crore focused on the agriculture and allied sectors including dairy, animal husbandry and fisheries as the government announced steps to strengthen the overall farm sector. Rs 1 lakh crore has been allocated to

agriculture infrastructure fund for farm-gate infrastructure including using it for setting up cold chains and post-harvest management infrastructure.

- Dismantling monopolies of age old APMC's, who were often blamed for unfair trading, and had become a barrier for farmers to get a fair price on their produce was another notable decision taken by the government.
- The proposed Central law to allow farmers to sell to anyone outside the APMC yard will bring greater competition amongst buyers, lower the mandi fee and the commission for Arhatiyas (commission agents) and reduce other cesses that many state governments have been imposing on APMC markets. India will have one common market for Agri-Produce.
- Contract farming - This reform announcement has received a lot of positive press. Prima facie, the assurance of a price to the farmers at the time of sowing will help them take cropping decisions based on forward prices. Usually, farmers refer to last year's prices and take sowing decisions. This system could minimise their market risks and offer better realization for their produce.

## Notice

NOTICE IS HEREBY GIVEN THAT 23<sup>RD</sup> ANNUAL GENERAL MEETING OF THE MEMBERS OF THE COMPANY WILL BE HELD ON FRIDAY 09<sup>TH</sup> OCTOBER , 2020 AT 10:00 A.M. THROUGH VIDEO CONFERENCING /OTHER AUDIO VISUAL MEANS TO TRANSACT THE FOLLOWING BUSINESSES:

### ORDINARY BUSINESS:

1. To Receive, Consider and Adopt the Audited Financial Statements for the Financial Year Ended March 31, 2020, together with the Reports of the Board of Directors and Auditors thereon and in this regard, pass the following resolution(s) as an Ordinary Resolution(s):

**“RESOLVED THAT** the audited Standalone and Consolidated financial statement of the Company for the financial year ended March 31, 2020 and the report of Auditors thereon laid before this meeting, be and are hereby considered and adopted.”

2. To appoint a Director in place of Mr. RAMESHBHAI DEVRAJBHAI KHICHADIA (DIN: 00087859), who Retires By Rotation and Being Eligible, Offers Himself for Re- Appointment and in this regard, pass the following resolution(s) as an Ordinary Resolution(s):

3. To consider and declare a Final Dividend of Rs. 0.04/- per equity share and if thought fit, to pass the following resolution with or without modification as an Ordinary Resolution.

**“RESOLVED THAT** final dividend @ Rs. 0.04/- per equity share on the Company’s Share Capital of Rs. 10,07,57,580/- absorbing thereby Rs.20,15,152/- is declared to the equity shareholders whose names stand in the register of members of the Company as on record date 2nd OCTOBER, 2020.”

**“RESOLVED FURTHER THAT,** Mr. Rameshbhai D. Khichadia, Managing Director be and are hereby severally authorized to do such acts, deeds and things as may be considered necessary to give effect to the above resolution.”

4. To change the designation of Mr. PRABHULAL NATHABHAI RABADIA (Having DIN NO. 08651064) from additional independent director to independent non executive director of the company

To consider and, if thought fit, to pass the following resolution as an Ordinary Resolution:

**“RESOLVED THAT** pursuant to the provisions of Sections 149, 150 and 152 and other applicable provisions if any of the Companies Act, 2013, and the Rules made there under read with Schedule IV of the said act Mr. Prabhulal Nathabhai Rabadia (Having DIN No. 08651064) was appointed as an Additional Director of the Company on 26th December, 2019 under Section 161 of the Companies Act, 2013, be and is hereby appointed as an Independent Director of the Company to hold office for a term up to five years commencing

from 26TH DECEMBER 2019 TO 25TH DECEMBER 2024.

5. To consider appointment and remuneration of cost auditor, and in this regard, pass the following resolution as an Ordinary Resolution

**“RESOLVED THAT** pursuant to the provisions of Section 148(3) and other applicable provisions, if any, of the Companies Act, 2013 and the Rules made there under (including any statutory modification(s) or re-enactment thereof for the time being in force), the remuneration payable to M/s M. C. Bambhroliya & Associates, Cost Accountants (Firm Registration No. 101692), appointed by the Board of Directors as Cost Auditors to conduct the audit of the cost records of the Company for the financial year ending 31st March, 2021, amounting to Rs. 35000/-+ GST (Rupees Thirty Five Thousands only + GST ) as applicable and reimbursement of out of pocket expenses incurred in connection with the aforesaid audit, be and is hereby approved.”

### SPECIAL BUSINESS:

6. To re-appoint Mrs. Anjana Pravinbhai Paghadar as an Independent Director and in this regard, pass the following resolution as a Special Resolution :

**“RESOLVED THAT** pursuant to the provisions of Sections 149 and 152 read with Schedule IV and other applicable provisions, if any, of the Companies Act, 2013 and the Companies (Appointment and Qualification of Directors) Rules, 2014 and the applicable provisions of the Securities and Exchange Board of India (Listing Obligations and Disclosure Requirements) Regulations, 2015 (including any statutory modification(s) or re-enactment(s) thereof, for the time being in force), Mrs. Anjana Pravinbhai Paghadar (DIN: 07189331), who was appointed as an Independent Director and who holds office as an Independent Director up to MAY 29, 2020 and being eligible, be and is hereby re-appointed as an Independent Director of the Company, not liable to retire by rotation and to hold office for a second term of 5 (five) consecutive years, i.e. from June 25, 2020 up to June 24, 2025. She was re- appointed as independent director for second term of five years in board meeting dated 25.06.2020 due to "intermittent vacancy" as per second proviso to the Rule 4 (iii) of the Companies (Appointment and Qualification of Directors) Rules, 2014.

**“RESOLVED FURTHER THAT** for the purpose of giving effect to the aforesaid resolution, the Board of Directors of the Company be and is hereby authorized to do all such acts, deeds and things, as it may in its absolute discretion deem necessary, proper or desirable and to

settle any question, difficulty or doubt that may arise in the said regard.”

7. To consider and approve appointment and Remuneration of Whole Time Director and in this regard, pass the following resolution as special Resolution :

**“RESOLVED THAT** in accordance with the provisions of Sections 196, 197 and 203 read with Schedule V and other applicable provisions, if any, of the Companies Act, 2013 and the Companies (Appointment and Remuneration of Managerial Personnel) Rules, 2014 (including any statutory modification(s) or re-enactment thereof for the time being in force) including the remuneration to be paid in the event of loss or inadequacy of profits in any financial year, and the payment of remuneration in excess (upto double) of the statutory limits prescribed under the Schedule V, approval of the members be and is hereby accorded to appoint Mr. RITESH RAMESHBHAI KHICHADIA (DIN: 07617630) as Wholetime Director of the Company, for a period of 5 (five) years, with effect from 13th July 2020 (date of appointment in board meeting) upto 12th July 2025 , on the terms and conditions including remuneration as set out in the Statement annexed to the Notice convening this Meeting, with liberty to the Board of Directors (hereinafter referred to as “the Board” which term shall be deemed to include Nomination and Remuneration Committee of the Board) to alter and vary the terms and conditions of the said re-appointment and / or remuneration as it may deem fit and as may be

acceptable to Mr. RITESH RAMESHBHAI KHICHADIA, subject to the same not exceeding the limits (double of the limit ) specified under Schedule V to the Companies Act, 2013 or any statutory modification or re-enactment thereof;

Mr. RITESH RAMESHBHAI KHICHADIA was appointed as Whole time director of the company for term of five years in board meeting dated 13.07.2020 to fill casual vacancy due to resignation of previous whole time director Mr. Ashokbhai Patel.”

**“RESOLVED THAT** pursuant to the provisions of Article of Association of the Company read with Section 196 of the Companies Act, 2013 and all other applicable provisions, if any, of the Companies Act, 2013 (including any statutory modification or re enactment thereof for the time being in force) subject to such other consents, approvals and permissions if any needed, remuneration of Mr. RITESH RAMESHBHAI KHICHADIA, Whole Time Director be and is hereby fix on the terms and conditions hereinafter mentioned with effect from 13TH JULY, 2020

Salary exclusive of all allowances	In the scale of Rs. 3,50,000/- to Rs. 4,50,000/- per month. The Whole time Director shall be entitled to such increment from time to time as the Board may by its discretion determine
Retirement Benefits	A. Gratuity payable shall be in accordance with the rules of the Companies Act and Gratuity Rules. B. Earned Leave on full pay and allowances as per the rules of the Company, leave accumulated shall be en cashable of Leave at the end of the tenure, if any, will not be included in the computation of the ceiling on perquisites.
Other benefits	A. The Whole time Director shall be entitled to reimbursement of expenses like Vehicle, Guest Entertainment, Traveling Expenses actually and properly incurred during the course of doing legitimate business of the company. B. The appointee shall be eligible for Housing, Education and Medical Loan and other Loans or facilities as applicable in accordance with the rules of the company and in compliance with the provisions of the Companies Act, 2013. C. Other perquisites as per the terms and conditions mentioned in appointment letter
Minimum Remuneration	The aggregate of the remuneration and perquisites as aforesaid, in any financial year, shall not exceed the limit set out under Sections 197 and 198 read with Schedule V and other applicable provisions of the Companies Act, 2013 or any statutory modifications or re-enactments thereof for the time being in force, or otherwise as may be permissible at law. Provided that where in any financial year, the Company has no profits or its profits are inadequate, the Company shall pay the above salary and allowances and provide the perquisites and other amenities as aforesaid to the Whole-time Director as and by way of minimum remuneration, subject to the applicable provisions of Schedule V of the Act and the approval of the Central Government, if required, or any other approvals as may be required under law.

By order of the board  
For, CAPTAIN POLYPLAST LIMITED

SD/-

Mr. Rameshbhai Devrajbhai Khichadia  
Managing Director  
DIN : 00087859

Date : 14.09.2020  
Place : Rajkot



**NOTES :**

- 1) In view of the continuing restrictions on the movement of people at several places in the country, due to outbreak of COVID-19, the Ministry of Corporate Affairs (MCA), vide its General Circular No. 20/2020 dated 5th May, 2020 read with General Circular No. 14/2020 dated 8th April, 2020 and General Circular No. 17/2020 dated 13th April, 2020 and other applicable circulars issued by the Securities and Exchange Board of India (SEBI), has allowed the Companies to conduct the AGM through Video Conferencing (VC) or Other Audio Visual Means (OAVM) during the calendar year 2020. In accordance with, the said circulars of MCA, SEBI and applicable provisions of the Act and SEBI (Listing Obligations and Disclosure Requirements) Regulations, 2015 (Listing Regulations), the 23RD AGM of the Company shall be conducted through VC / OAVM. National Securities Depositories Limited ('NSDL') will be providing facility for voting through remote e-voting, for participation in the AGM through VC / OAVM facility and e-voting during the AGM. The procedure for participating in the meeting through VC / OAVM is explained at Note No. 19 below and is also available on the website of the Company at [www.captainpolyplast.com](http://www.captainpolyplast.com)
- 2) As the AGM shall be conducted through VC / OAVM, the facility for appointment of Proxy by the Members is not available for this AGM and hence the Proxy Form and Attendance Slip including Route Map are not annexed to this Notice.
- 3) Corporate Members intending to send their authorized representatives to attend and vote at the meeting pursuant to section 113 of the Companies Act, 2013 are requested to send a certified copy of the board resolution authorizing their representatives to attend and vote on their behalf at the meeting.
- 4) An Explanatory Statement pursuant to Section 102(1) of the Companies act, 2013, relating to the Business as set out at item nos. 4 to 7 of the AGM Notice, to be transacted at the Meeting is annexed hereto.
- 5) The Register of Members and Share Transfer Books will remain closed from 3RD OCTOBER, 2020 to 9TH OCTOBER, 2020 (both days inclusive) for the purpose of the 23rd Annual General Meeting.
- 6) Members are requested to address all correspondence, including change in their addresses, to the Company or to the Registrar and Share Transfer Agent, M/s. Big share Services Pvt. Ltd, E/2-3, Ansa Industrial Estate Saki Vihar Road, Sakinaka Andheri (East) Mumbai - 400072. E- mail: [jibu@bigshareonline.com](mailto:jibu@bigshareonline.com) Members whose shareholding are in electronic mode are requested to approach their respective depository participants for effecting change of address.
- 7) Statutory Registers and documents referred to in the Notice and Explanatory Statement are open for inspection by the members at the Registered Office of the Company on all working days (Monday to Saturday) between 11:00 a.m. to 05:00 p.m. up to the date of the 23RD Annual General Meeting and will also be available for inspection at the meeting.
- 8) Disclosure pursuant to Regulation 36(3) of the Securities Exchange Board of India (Listing Obligations and Disclosure Requirement) Regulations, 2015 and Secretarial Standard on general Meetings, with respect to Directors seeking appointment/re-appointment at the Annual General Meeting is annexed to this notice.
- 9) The Notice of AGM along with Annual Report for the financial year 2019-20, is available on the website of the Company at [www.captainpolyplast.com](http://www.captainpolyplast.com), and on the website of Stock Exchanges i.e. BSE Limited and on the website of NSDL at [www.evoting.nsdl.com](http://www.evoting.nsdl.com).
- 10) Pursuant to Section 101 and Section 136 of the Companies Act, 2013 read with relevant Rules made there under companies can serve Annual Reports and other communications through electronic mode to those Members who have registered their E-mail address either with the company or with the Depository Participant(s).  
Members holding shares in demat mode are requested to register their E-mail Id with their respective Depository Participants (DP). If there is any change in the E-mail Id Members are requested to immediately notify such change to the Company or its RTA in respect of shares held in electronic form.
- 11) The Notice of AGM along with Annual Report for the year 2019-20 is being sent by electronic mode to all the Members whose E-mail addresses are registered with the Company or Depository Participants (DP), unless any member has requested for a physical copy of the same. Physical copy of the Notice of AGM along with Annual Report is being sent to those Members who have not registered their E-mail address with the Company or Depository Participants(s). The voting rights of members shall be in proportion to their shares of the paid up equity share capital of the Company as on the cut-off date of 02.10.2020.
- 12) Members desirous of getting any information on the Annual Accounts, at the Annual General Meeting, are requested to write to the Company at least 10 days in advance, so as to enable the Company to keep the information ready.
- 13) As per Section 72 of the Companies Act, 2013, shareholders are entitled to make nomination in respect of shares held by them. Shareholders desirous of making nomination are requested to send their request in Form No: SH-13 (which will be made available on request) to the Company or Registrar and Share Transfer Agent.
- 14) In pursuance of Sections 205A and 205C and other applicable provisions, if any, of the Companies Act, 1956 and Companies Act, 2013 the amount of Dividends that remain unclaimed / unpaid for a period of seven (7) years from the date on which they were declared, is required to be transferred to the Investor Education and Protection Fund (IEPF). Shareholders, who have not cashed their Dividend warrants including Interim Dividend, if any, are requested to make their claims without any delay.

15) CS Kishor Dudhatra, Company Secretary (Membership No. 7236) has been appointed as the Scrutinizer for providing facility to the members of the Company to scrutinize the voting and remote e-voting process in a fair and transparent manner

- A. The Scrutinizer shall after the conclusion of voting at the General Meeting, will first count the votes cast at the meeting and thereafter unblock the votes cast through remote e-voting in the presence of at least two witnesses not in the employment of the Company and shall make, not later than three days of the conclusion of the AGM, a consolidated scrutinizer's report of the total votes cast in favour or against, if any, to the Chairman or a person authorized by him in writing, who shall countersign the same and declare the result of the voting forth with.
- B. The results declared along with the report of the Scrutinizer shall be placed on the website of the Company <http://www.captainpolyplast Ltd.com> and on the website of NSDL immediately after the declaration of result by the Chairman or a person authorized by him in writing. The results shall also be immediately forwarded to the BSE Limited, Mumbai.

16) Voting through Electronic means

The remote e-voting period begins on 6TH OCTOBER, 2020 at 09:00 A.M. and ends on 8TH OCTOBER, 2020 at 05:00 P.M. The remote e-voting module shall be disabled by NSDL for voting thereafter.

4. Your User ID details are given below:

Manner of holding shares i.e. Demat (NSDL or CDSL) or Physical	Your User ID is:
a) For Members who hold shares in demat account with NSDL.	8 Character DPID followed by 8 Digit Client ID For example if your DPID is IN300*** and Client ID is 12***** then your user ID is IN300***12*****.
b) For Members who hold shares in demat account with CDSL.	16 Digit Beneficiary ID For example if your Beneficiary ID is 12***** then your user ID is 12*****.
c) For Members holding shares in Physical Form.	EVEN Number followed by Folio Number registered with the company For example if folio number is 001*** and EVEN is 101456 then user ID is 101456001***

5. Your password details are given below:

- a) If you are already registered for e-Voting, then you can use your existing password to login and cast your vote.
- b) If you are using NSDL e-Voting system for the first time, you will need to retrieve the 'initial password' which was communicated to you. Once you retrieve your 'initial password', you need to enter the 'initial password' and the system will force you to change your password.
- c) How to retrieve your 'initial password'?
- (i) If your email ID is registered in your demat account or with the company, your 'initial

• **How do I vote electronically using NSDL e-Voting system?**

The way to vote electronically on NSDL e-Voting system consists of "Two Steps" which are mentioned below: C. Step 1: Log-in to NSDL e-Voting system at <https://www.evoting.nsd.com/>

D. Step 2: Cast your vote electronically on NSDL e-Voting system.

• **Details on Step 1 is mentioned below:**  
• **How to Log-in to NSDL e-Voting website?**

1. Visit the e-Voting website of NSDL. Open web browser by typing the following URL: <https://www.evoting.nsd.com/> either on a Personal Computer or on a mobile.
2. Once the home page of e-Voting system is launched, click on the icon "Login" which is available under 'Shareholders' section.
3. A new screen will open. You will have to enter your User ID, your Password and a Verification Code as shown on the screen.

Alternatively, if you are registered for NSDL eservices i.e. IDEAS, you can log-in at <https://eservices.nsd.com/> with your existing IDEAS login. Once you log-in to NSDL eservices after using your log-in credentials, click on e-Voting and you can proceed to Step 2 i.e. Cast your vote electronically.

password' is communicated to you on your email ID. Trace the email sent to you from NSDL from your mailbox. Open the email and open the attachment i.e. a .pdf file. Open the .pdf file. The password to open the pdf file is your 8 digit client ID for NSDL account, last 8 digits of client ID for CDSL account or folio number for shares held in physical form. The pdf file contains your 'User ID' and your 'initial password'.

- (ii) If your email ID is not registered, please follow steps mentioned below in process for those shareholders whose email ids are not registered as per point no 16.

6. If you are unable to retrieve or have not received the "Initial password" or have forgotten your password:

- Click on "Forgot User Details/Password?" (If you are holding shares in your demat account with NSDL or CDSL) option available on [www.evoting.nsdl.com](http://www.evoting.nsdl.com).
- Physical User Reset Password? (If you are holding shares in physical mode) option available on [www.evoting.nsdl.com](http://www.evoting.nsdl.com).
- If you are still unable to get the password by aforesaid two options, you can send a request at [evoting@nsdl.co.in](mailto:evoting@nsdl.co.in) mentioning your demat account number/folio number, your PAN, your name and your registered address.
- Members can also use the OTP (One Time Password) based login for casting the votes on the e-Voting system of NSDL.

7. After entering your password, tick on Agree to "Terms and Conditions" by selecting on the check box.

8. Now, you will have to click on "Login" button.

9. After you click on the "Login" button, Home page of e-Voting will open.

- **Details on Step 2 is given below:**
- **How to cast your vote electronically on NSDL e-Voting system?**

- After successful login at Step 1, you will be able to see the Home page of e-Voting. Click on e-Voting. Then, click on Active Voting Cycles.
- After click on Active Voting Cycles, you will be able to see all the companies "EVEN" in which you are holding shares and whose voting cycle is in active status.
- Select "EVEN" of company for which you wish to cast your vote.
- Now you are ready for e-Voting as the Voting page opens.
- Cast your vote by selecting appropriate options i.e. assent or dissent, verify/modify the number of shares for which you wish to cast your vote and click on "Submit" and also "Confirm" when prompted.
- Upon confirmation, the message "Vote cast successfully" will be displayed.
- You can also take the printout of the votes cast by you by clicking on the print option on the confirmation page.
- Once you confirm your vote on the resolution, you will not be allowed to modify your vote.

#### General Guidelines for shareholders

- Institutional shareholders (i.e. other than individuals, HUF, NRI etc.) are required to send scanned copy (PDF/JPG Format) of the relevant Board Resolution/ Authority letter etc. with attested specimen signature of the duly authorized signatory(ies) who are authorized to vote, to the Scrutinizer by e-mail to

[ksdudhatra@yahoo.com](mailto:ksdudhatra@yahoo.com) with a copy marked to [evoting@nsdl.co.in](mailto:evoting@nsdl.co.in).

- It is strongly recommended not to share your password with any other person and take utmost care to keep your password confidential. Login to the e-voting website will be disabled upon five unsuccessful attempts to key in the correct password. In such an event, you will need to go through the "Forgot User Details/Password?" or "Physical User Reset Password?" option available on [www.evoting.nsdl.com](http://www.evoting.nsdl.com) to reset the password.
- In case of any queries, you may refer the Frequently Asked Questions (FAQs) for Shareholders and e-voting user manual for Shareholders available at the download section of [www.evoting.nsdl.com](http://www.evoting.nsdl.com) or call on toll free no.: 1800-222-990 or send a request to (Name of NSDL Official) at [evoting@nsdl.co.in](mailto:evoting@nsdl.co.in)

17) Process for those shareholders whose email ids are not registered with the depositories for procuring user id and password and registration of e mail ids for e-voting for the resolutions set out in this notice :

- In case shares are held in physical mode please provide Folio No., Name of shareholder, scanned copy of the share certificate (front and back), PAN (self attested scanned copy of PAN card), AADHAR (self attested scanned copy of Aadhar Card) by email to ([compliance@captainpolyplst.in](mailto:compliance@captainpolyplst.in)).
- In case shares are held in demat mode, please provide DPID-CLID (16 digit DPID + CLID or 16 digit beneficiary ID), Name, client master or copy of Consolidated Account statement, PAN (self attested scanned copy of PAN card), AADHAR (self attested scanned copy of Aadhar Card) to ([compliance@captainpolyplast.in](mailto:compliance@captainpolyplast.in)).

18) THE INSTRUCTIONS FOR MEMBERS FOR e-VOTING ON THE DAY OF THE AGM ARE AS UNDER:-

- The procedure for e-Voting on the day of the EGM/AGM is same as the instructions mentioned above for remote e-voting.
- Only those Members/ shareholders, who will be present in the AGM through VC/OAVM facility and have not casted their vote on the Resolutions through remote e-Voting and are otherwise not barred from doing so, shall be eligible to vote through e-Voting system in the AGM.
- Members who have voted through Remote e-Voting will be eligible to attend the AGM. However, they will not be eligible to vote at the AGM.
- The details of the person who may be contacted for any grievances connected with the facility for e-Voting on the day of the AGM shall be the same person mentioned for Remote e-voting.

19) INSTRUCTIONS FOR MEMBERS FOR ATTENDING THE EGM/AGM THROUGH VC/OAVM ARE AS UNDER:

- Member will be provided with a facility to attend the EGM/AGM through VC/OAVM through the NSDL e-Voting system. Members may access the same at <https://www.evoting.nsdl.com> under shareholders/members login by using the remote



e-Voting system. Members may access the same at <https://www.evoting.nsdl.com> under shareholders/members login by using the remote e-voting credentials. The link for VC/OAVM will be available in shareholder/members login where the EVEN of Company will be displayed. Please note that the members who do not have the User ID and Password for e-Voting or have forgotten the User ID and Password may retrieve the same by following the remote e-Voting instructions mentioned in the notice to avoid last minute rush. Further members can also use the OTP based login for logging into the e-Voting system of NSDL.

2. Members who need assistance before or during the AGM with use of technology, can: Send a request at [evoting@nsdl.co.in](mailto:evoting@nsdl.co.in) or use Toll free no.: 1800-222-990; or Contact Mr. Amit Vishal, Senior Manager, NSDL at the designated email ID: [evoting@nsdl.co.in](mailto:evoting@nsdl.co.in) or [AmitV@nsdl.co.in](mailto:AmitV@nsdl.co.in) or at telephone number +91-99202 64780; or- Contact Ms. Pallavi Mhatre, Manager, NSDL at the designated email ID: [evoting@nsdl.co.in](mailto:evoting@nsdl.co.in) or [pallavid@nsdl.co.in](mailto:pallavid@nsdl.co.in) or at telephone number +91-75066 82281.
3. Members are encouraged to join the Meeting through Laptops for better experience.
4. Further Members will be required to allow Camera and use Internet with a good speed to avoid any disturbance during the meeting.
5. Please note that Participants Connecting from Mobile Devices or Tablets or through Laptop connecting via Mobile Hotspot may experience Audio/Video loss due to Fluctuation in their respective network. It is therefore recommended to use Stable Wi-Fi or LAN Connection to mitigate any kind of aforesaid glitches.
6. Shareholders who would like to express their views/have questions may send their questions in advance mentioning their name demat account number/folio number, email id, mobile number at (company email id). The same will be replied by the company suitably.

## 20) DIVIDEND RELATED INFORMATION

- A. The Members, whose names appear in the Register of Members / list of Beneficial Owners as on Friday, 2nd October, 2020, i.e. the date prior to the commencement of book closure, being the cut-off date will be paid the Final Dividend for the financial year ended 31st March, 2020, as recommended by the Board, if approved at the AGM,
- B. Members holding shares in demat form are hereby informed that bank particulars registered with their respective Depository Participants, with whom they maintain their demat accounts, will be used by the Company for the payment of dividend. The Company or its Registrar cannot act on any request received directly from the Members holding shares in demat form for any change of bank particulars. Such changes are to be intimated only to the Depository Participant(s) of the Members. Members holding shares in demat form are requested to intimate any change in their address and / or bank mandate immediately to their Depository Participants.
- C. In case, the Company is unable to pay the dividend to

any shareholder by the electronic mode, due to non-availability of the details of the bank account, the Company shall upon normalization of the postal services, dispatch the dividend warrant to such shareholder by post.

- D. Members may note that the Income Tax Act, 1961, as amended by the Finance Act, 2020, mandates that dividends paid or distributed by a Company after 1st April, 2020 shall be taxable in the hands of the Shareholders. The Company shall therefore be required to deduct Tax at Source (TDS) at the time of making the final dividend. In order to enable us to determine the appropriate TDS rate as applicable, Members are requested to submit the documents in accordance with, the provisions of the Income Tax Act, 1961.
  - a) For Resident Shareholders, TDS shall be made under Section 194 of the Income Tax Act, 1961 at 7.5% on the amount of Dividend declared and paid by the Company during financial year 2020-21 provided PAN is registered by the Shareholder.
  - b) If PAN is not registered, TDS would be deducted @ 20% as per Section 206AA of the Income Tax Act, 1961.
  - c) However, no tax shall be deducted on the Dividend payable to a resident individual if the total dividend to be received by them during financial year 2020-21 does not exceed Rs. 5,000.
  - d) Please note that this includes the future dividends if any which may be declared by the Board in the financial year 2020-21.
  - e) Separately, in cases where the shareholder provides Form 15G (applicable to any person other than a Company or a Firm) / Form 15H (applicable to an individual above the age of 60 years), provided that the eligibility conditions are being met, no TDS shall be deducted.
  - f) For Non-resident Shareholders, taxes are required to be withheld in accordance with, the provisions of Section 195 of the Income Tax Act, 1961 at the rates in force. As per the relevant provisions of the Income Tax Act, 1961, the withholding tax shall be at the rate of 20% (plus applicable surcharge and cess) on the amount of Dividend payable to them. However, as per Section 90 of the Income Tax Act, 1961, the non-resident shareholder has the option to be governed by the provisions of the Double Tax Avoidance Agreement (DTAA) between India and the country of tax residence of the shareholder, if they are more beneficial to them. For this purpose, i.e. to avail the Tax Treaty benefits, the non-resident shareholder will have to provide the following:
    - Self-attested copy of Tax Residency Certificate (TRC) obtained from the tax authorities of the country of which the shareholder is resident.
    - Self declaration in Form 10F if all the details required in this form are not mentioned in the TRC.
    - Self-attested copy of the Permanent Account Number (PAN Card) allotted by the Indian Income Tax authorities.
    - Self-declaration, certifying the following points:
      - i. Member is and will continue to remain a tax

resident of the country of its residence during the financial year 2020-21; ii. Member is eligible to claim the beneficial DTAA rate for the purposes of tax withholding on dividend declared by the Company; iii. Member has no reason to believe that its claim for the benefits of the DTAA is impaired in any manner; iv. Member is the ultimate beneficial owner of its shareholding in the Company and Dividend receivable from the Company; and v. Member does not have a taxable presence or a permanent establishment in India during the financial year 2020-21.

- E. Please note that the Company is not obligated to apply the beneficial DTAA rates at the time of tax deduction /withholding on dividend amounts. Application of beneficial DTAA Rate shall depend upon the completeness and satisfactory review by the Company, of the documents submitted by Non- Resident shareholder.
- F. Accordingly, in order to enable us to determine the appropriate TDS / withholding tax rate applicable, we request you to provide these details and documents as mentioned above before Thursday, 24th September, 2020.

- G. Kindly note that the aforementioned documents are required to be submitted to company /form15 on or before Thursday, 24th September , 2020in order to enable the Company to determine and deduct appropriate TDS / withholding tax rate. No communication on the tax determination / deduction shall be entertained post Tuesday, 15th September , 2020. It may be further noted that in case the tax on said dividend is deducted at a higher rate in absence of receipt of the aforementioned details / documents from you, there would still be an option available with you to file the return of income and claim an appropriate refund, if eligible.
- H. We shall arrange to email the soft copy of TDS certificate to you at your registered email ID in due course, post payment of the said Dividend.  
The details of the unpaid / unclaimed amounts lying with the Company as on 16TH SEPTEMBER 2019 (date of last AGM) are available on the website of the Company at <https://www.captainpolyplast.in>.

By order of the board  
For, CAPTAIN POLYPLAST LIMITED

SD/-

**Mr. Rameshbhai Devrajbhai Khichadia**  
Managing Director  
DIN : 00087859

Date : 14.09.2020  
Place : Rajkot

## ANNEXURE TO THE NOTICE

### Explanatory Statement Pursuant To Section 102 Of The Companies Act, 2013

#### Item No. 4: To change the designation of Mr. PRABHULAL NATHABHAI RABADIA

The Board of Directors of the Company had appointed **Mr. PRABHULAL NATHABHAI RABADIA** as an Additional Independent Directors of the Company in board meeting dated 26th December, 2019. In accordance with the provisions of Section 161 of Companies Act, 2013, to hold office up to the date of the forthcoming Annual General Meeting and is eligible to be appointed as an Independent Director for a term up to five years. The Company has received notice under Section 160 of the Companies Act, 2013 from **Mr. PRABHULAL NATHABHAI RABADIA** signifying their candidature as an Independent Director of the Company.

The Company has received a declaration of independence from **Mr. PRABHULAL NATHABHAI RABADIA**. In the opinion of the Board, **Mr. PRABHULAL NATHABHAI RABADIA** fulfils the conditions specified in the Companies Act, 2013 and the Listing Agreement, for appointment as Independent Director of the Company. A copy of the draft Letter of Appointment for Independent Directors, setting out terms and conditions of appointment of Independent Directors is available for inspection at the Registered Office of the Company during business hours on any working day.

None of the Directors or Key Managerial Personnel and their relatives, except **Mr. PRABHULAL NATHABHAI RABADIA**, is concerned or interested (financially or otherwise) in this Resolution. The Board commends the Ordinary Resolution set out for approval of the Members.

#### Item No. 5: To consider appointment and remuneration of cost auditor

The Board of Directors of the Company, on the recommendation of the Audit Committee, approved the appointment and remuneration of **M/s M. C. Bambhroliya & Associates**, Cost Accountants (Firm Registration No. 101692), to conduct the audit of the cost records of the Company for the financial year ending 31st March, 2021. In terms of the provisions of Section 148(3) of the Companies Act, 2013 read with Rule 14(a)(ii) of the Companies (Audit and Auditors) Rules, 2014, the remuneration payable to the Cost Auditor is required to be approved by the Members of the Company. Accordingly, consent of the Members is sought for the remuneration payable to the Cost Auditors.

None of the Directors or Key Managerial Personnel or their relatives, are concerned or interested, financially or otherwise, in this Resolution.

The Board recommends the Ordinary Resolution set out at Item No. 5 for the approval of Members.

#### Item No. 6 : To re-appoint Mrs. Anjana Pravinbhai Paghadar as an Independent Director

**Mrs. Anjana Pravinbhai Paghadar (DIN: 07189331)**, was appointed as Non-Executive Independent Director of the Company on 30th May, 2015 and her term was expired on

29th May, 2020 and the Board, on recommendation by Nomination and Remuneration Committee hereby proposes her re appointment for a second term of five years from 25TH June, 2020 up to 24TH June 2025 and the term is not liable for retirement by rotation. A brief resume of **Mrs. Anjana Pravinbhai Paghadar (DIN: 07189331)** is attached herewith the notice. **Mrs. Anjana Pravinbhai Paghadar (DIN: 07189331)** has submitted a declaration to the Company to the effect that she meets the criteria of independence as provided under Section 149(6) of the Act. In the opinion of the Board, **Mrs. Anjana Pravinbhai Paghadar (DIN: 07189331)** fulfil the conditions specified in the Act and the Rules framed there under for appointment as Non-Executive Independent Director and are independent of the management. She has submitted her declaration to the effect that she is not disqualified from being appointed as Director in terms of Section 164 of the Act.

**Mrs. Anjana Pravinbhai Paghadar (DIN: 07189331)** is interested in the resolution set out at Item No.6 of the Notice. None of the other Directors / Key Managerial Personnel of the Company / their relatives is, in any way, concerned or interested, financially or otherwise, in the resolution.

The Board commends the special Resolution set out at Item No.6 of the Notice for approval by the members.

#### Item No. 7: To consider and approve appointment and Remuneration of Whole Time Director

The Board of Directors of the Company ("Board"), at its meeting held on 13th July 2020 has, subject to the approval of members, appointed **Mr. Ritesh Rameshbhai Khichadia (Din: 07617630)** as Wholetime Director, for a period of 5 (five) years from 13th July, 2020 to 12th July 2025, on the terms and conditions including remuneration as recommended by the Nomination and Remuneration Committee of the Board and approved by the Board. It is proposed to seek members' approval for the re-appointment and remuneration payable to **Mr. Ritesh Rameshbhai Khichadia** as Whole time Director of the Company, in terms of the applicable provisions of the Act.

Broad particulars of the terms of appointment and remuneration payable to, **Mr. Ritesh Rameshbhai Khichadia** are as under:



Salary exclusive of all allowances	In the scale of Rs. 3,50,000/- to Rs. 4,50,000/- per month. The Whole time Director shall be entitled to such increment from time to time as the Board may by its discretion determine
Retirement Benefits	C. Gratuity payable shall be in accordance with the rules of the Companies Act and Gratuity Rules. D. Earned Leave on full pay and allowances as per the rules of the Company, leave accumulated shall be encashable of Leave at the end of the tenure, if any, will not be included in the computation of the ceiling on perquisites.
Other benefits	D. The Whole time Director shall be entitled to reimbursement of expenses like Vehicle, Guest Entertainment, Traveling Expenses actually and properly incurred during the course of doing legitimate business of the company. E. The appointee shall be eligible for Housing, Education and Medical Loan and other Loans or facilities as applicable in accordance with the rules of the company and in compliance with the provisions of the Companies Act, 2013. F. Other perquisites as per the terms and conditions mentioned in appointment letter
Minimum Remuneration in the event of loss or inadequacy of profits	The aggregate of the remuneration and perquisites as aforesaid, in any financial year, shall not exceed the limit set out under Sections 197 and 198 read with Schedule V and other applicable provisions of the Companies Act, 2013 or any statutory modifications or re-enactments thereof for the time being in force, or otherwise as may be permissible at law. Provided that where in any financial year, the Company has no profits or its profits are inadequate, the Company shall pay the above salary and allowances and provide the perquisites and other amenities as aforesaid to the Whole-time Director as and by way of minimum remuneration, subject to the applicable provisions of Schedule V of the Act and the approval of the Central Government, if required, or any other approvals as may be required under law.

Mr. Ritesh Rameshbhai Khichadia satisfies all the conditions set out in Part-I of Schedule V to the Act as also conditions set out under Section 196(3) of the Act for being eligible for his re-appointment. He is not disqualified from being appointed as Director in terms of Section 164 of the Act. Details of Mr. Ritesh Rameshbhai Khichadia are provided in the "Annexure" to the Notice.

The above may be treated as a written memorandum setting out the terms of appointment of Mr. Ritesh Rameshbhai Khichadia under Section 190 of the Act.

Mr. Ritesh Rameshbhai Khichadia and his relatives including Mr. Rameshbhai D. Khichadia (Managing Director) are interested in the resolution set out at Item No.7 of the Notice. None of the other Directors / Key Managerial Personnel of the Company are, in any way, concerned or interested, financially or otherwise, in the resolution.

The Board commends the Special Resolution set out at Item No.7 of the Notice for approval by the members.

## THE STATEMENT CONTAINING ADDITIONAL INFORMATION AS REQUIRED IN SCHEDULE V OF THE ACT.

### I. GENERAL INFORMATION:

- (i) **Nature of Industry** : The Company is engaged in the manufacturing of Micro Irrigation Systems and allied products and DCA cum CS of Indian Oil Corporation Ltd. (IOCL) - Polymer Business at its plant at Captain Gate , Survey NO. 267, Plot No. 10-A, 10-B & 11, N.H. 8-B, Shapar-Veraval, Rajkot - 360024 (Gujarat).
- (ii) **Date or expected date of commencement of commercial production** : The Company is an existing Company and is into manufacturing operation since long.

(iii) **In case of new companies, expected date of commencement of activities as per project approved by financial institutions appearing in the prospectus.** Not applicable.

(iv) **Financial performance based on given indicators**  
The performance of the Company during financial year ended on 31.03.2020 (the latest Audited Balance Sheet of the Company)

Particulars	(Rs./Lakhs)
Total Revenue From Operation	18622.36
Net Profit/(Loss)	1259.83

(v) **Export performance and net foreign exchange collaborations: company has made export of its product worth Rs. 274.68 lacs.**

(vi) **Foreign investments or collaborators, if any:** None

### II. INFORMATION ABOUT THE APPOINTEE:

(a) **Background Details** : Mr Ritesh Khichadia holds a BTech in Mechanical Engineering from IIT Bombay and a PGDM with specialization in Finance and Strategy from IIM Lucknow. He has distinguished academic credentials including an AIR of 98 in IIT JEE for which he had been felicitated by then Gujarat CM Shri Narendra Modi. He has two years of professional experience working with MNC. In his role as an associate at US based investment bank Sanford Bernstein, he was responsible for advising FII's for investments in technology, media and internet companies in India. Prior to that, he worked as a M&A consultant at Ernst & Young where he has been part of several private equity deals in diverse

sectors such as agriculture, retail, dairy and packaging.

Past remuneration (last three years) Per Annum : N.A.

- (b) **Recognition or Awards** : As per background details
- (c) **Job Profile and his Suitability** : Mr. Ritesh Khichadia is appointed as a whole-time director of the company. His key responsibilities as the director of the company would be to enhance the brand value of Captain and oversee strategies to accelerate the revenue growth of the company. His strong academic and professional credentials would be instrumental in overall management of the company.
- (d) **Remuneration Proposed** : The proposed remuneration of Mr. Ritesh Rameshbhai Khichadia as Wholetime Director of the Company is as per annexed with notice of annual general meeting.
- (e) **Comparative remuneration Profile with respect to Industry, size of the Company, profile of the position and person** : Taking into consideration the size of the company, the profile of Mr. Ritesh Khichadia, the responsibilities shouldered by him and the industry benchmarks, the remuneration proposed to be paid is commensurate with the remuneration packages paid to similar senior level counterpart(s) in other companies.
- (f) **Pecuniary relationship directly or indirectly with the Company, or relationship with the managerial personnel, if any, Mr. Ritesh Rameshbhai Khichadia** is the son of Managing Director of the company Mr. Rameshbhai D. Khichadia. also he holds 4.02%

shares of company.

### III. OTHER INFORMATION:

- (a) **Reasons of loss or inadequate profits** Irrigation system , which is the main business of the Company is cyclical in nature and is largely dependent on climatic factors, supply- demand position and government policies. Frequent change in government policies, raw material prices and healthy competition affect the profitability of company. Also in current situation of COVID-19 it is hardly possible to provide estimates of profitability.
- (b) **Steps taken or proposed for improvement** The Company has been taking all measures within its control to maximize efficiencies and optimize costs to lower the cost of production, realizing that it has little control over Government policies. The Company hopes to increase the production volumes, curtailing running cost, reduced manpower and reduced operational expenses.
- (c) **Expected increase in productivity and profit in measurable terms.** In the year 2020-21, it is expected that the production and recovery will be better than the previous year. The fundamentals of the Company are sound and it has well balanced and diversified business and has the potential of not being just profitable but achieving significant growth. In view of the facts stated above, it is difficult to forecast the productivity and profitability in measurable terms. However, the Company expects that the productivity and profitability may improve and would be comparable with the industry average.

### Details of the Directors seeking appointment and re-appointment at the 23RD Annual General Meeting of the company as per Regulation 36(3) SEBI (Listing Obligation and Disclosure Requirement) Regulation, 2015.

Name	Mr. Rameshbhai Devrajbhai Khichadia	Mr. Ritesh Rameshbhai Khichadia	Mr. Prabhulal Nathabhai Rabadia	Mrs. Anjana Pravinbhai Paghadar
DIN	00087859	07617630	08651064	07189331
Nature	Managing Director	Wholetime Director	Non Executive Independent Director	Non Executive Independent Director
Date of Birth	11-05-1966	13-11-1993	09-04-1949	22-05-1971
Qualification	B. TECH (Agri. Engg.)	B. TECH & PGDM	B.SC (Agriculture)	B.COM (Accounting)
Date of Appointment	27-03-1997	13-07-2020	26-12-2019	30-05-2015
Expertise in Specific Functional Area	Expertise in Management & Administration	Finance & Strategy	Agriculture	Finance & Management
No. of Shares Held	1,06,75,460 Shares As On 31-03-2020	20,25,530 Shares As On 31-03-2020	Nil	Nil
List of other companies in which Directorship are held (other than Section 8 company)*	Captain Pipes Limited Captain Technocast Limited Captain Castech Limited	Nil	Nil	Nil
Chairmanship or membership in other companies	Audit Committee of Captain Pipes Limited Member	Nil	Nil	Nil

\*only public companies are considered.

## DIRECTORS' REPORT

Dear Member,

Your Directors have pleasure in presenting the 23RD Annual Report along with the audited statements of accounts of your Company for the financial year ended 31st March, 2020.

March 31, 2020 are prepared in accordance with Regulation 33 of the SEBI (Listing Obligations and Disclosure Requirements) Regulations, 2015 ("Listing Regulations") and provisions of the Companies Act, 2013 ("Act").

### 1. FINANCIAL RESULTS:

The audited financial statements of the Company as on

The Financial highlight is depicted below:

INR (In Lakhs)

PARTICULARS	CONSOLIDATED		STANDALONE	
	Year Ended on 31 March 2020	Year Ended on 31 March 2019	Year Ended on 31 March 2020	Year Ended on 31 March 2019
Revenue from operations	18,622.36	14922.40	18,622.36	14922.40
Other Income	331.23	113.79	331.23	113.79
<b>Total Revenue</b>	<b>18953.86</b>	<b>15036.19</b>	<b>18953.86</b>	<b>15036.19</b>
Operating and Administrative expenses	15799.18	13134.72	15799.18	13134.72
Operating Profit Before Finance Costs, Depreciation And Tax	<b>3154.68</b>	<b>1901.47</b>	<b>3154.68</b>	<b>1901.47</b>
Less: Depreciation and Amortization expenses	421.56	180.29	421.56	180.29
<b>Profit before finance costs, exceptional items, tax and Deff tax adjustable in/(recoverable from) future tariff</b>	<b>2733.12</b>	<b>1721.18</b>	<b>2733.12</b>	<b>1721.18</b>
Less: Finance Costs	1010.08	735.29	1010.08	735.29
Less: Exceptional Item	-	-	-	-
<b>Profit Before Tax (PBT)</b>	<b>1723.04</b>	<b>985.88</b>	<b>1723.04</b>	<b>985.88</b>
Provision for Tax (Including Deferred Tax)	463.22	265.97	463.22	265.97
<b>Profit after Tax</b>	<b>1259.83</b>	<b>719.91</b>	<b>1259.83</b>	<b>719.91</b>
Other Comprehensive Income	6.34	6.18	(5.67)	(0.25)
<b>Total Comprehensive Income for the year</b>	<b>1266.16</b>	<b>726.10</b>	<b>1254.16</b>	<b>719.67</b>
<b>Profit available for appropriation</b>	<b>1266.16</b>	<b>726.10</b>	<b>1254.16</b>	<b>719.67</b>

### 2. PERFORMANCE HIGHLIGHTS:

#### A. REVENUE

During the year under review company has total revenue of Rs. 18953.86 lakhs as against the previous year turnover of Rs. 15036.19 lakhs which shows increase of 26.05% in comparison with the previous year. Profit before tax increase by 74.77% as compared to previous year. The net profit after tax of the company increased by 75.00% with compared to previous year.

#### B. OPERATING AND ADMINISTRATIVE EXPENSES

The operating Expenses of Rs. 15799.18 Lakhs during FY 2019-20, as compared to previous financial year incurred of Rs. 13134.72 lakhs.

#### C. DEPRECIATION AND AMORTIZATION EXPENSES

The depreciation Expenses of Rs. 421.56 Lakhs during FY 2019-20, as compared to previous financial year incurred of Rs. 180.29 Lakhs showing Increase as compared to previous year.

#### D. FINANCE COST

The finance cost of Rs. 1010.08 Lakhs during FY 2019-20, as compared to previous financial year incurred of Rs. 735.29 Lakhs. Increase as compared to previous year due to enhanced borrowing.

#### E. TOTAL PROFIT AFTER TAX FOR THE YEAR

Profit after tax (excluding other comprehensive income) for the year was Rs. 1259.83 Lakhs as compared to Profit after tax of Rs. 719.91 Lakhs in FY 2018-19. Increase as compared to previous year.

#### COVID-19 IMPACT

As ours is the agriculture sector essential nature of the industry and consequently the demand for our products to have limited impact of covid-19.

Due to the lockdown announced by the government of India from 22nd March 2020, entire operations of the company came to a halt. Further as per district collector's orders our plants resumed operations from 19th April 2020. Our business is closely linked to agriculture and because of the essential nature of the products/services, demand and sales



have seen limited impact post resumption of production at our plants. Our plant at Shapar (Gujarat) remained closed for 28 days. However, the production activity has recovered post resuming operations. The supply chain was disrupted in view of lockdown during March-May 2020 due to closure of our plants and our vendors. However, the situation has improved materially in June 2020 with Central & states relaxing lockdown norms. There is no impact on internal financial controls due to the COVID-19 situation.

### 3. DIVIDENDS:

Your board of director has recommended dividend of Rs 0.04/- per share of Rs.2/- each for F.Y. 2019-20 amounting to Rs. 20,15,152/- and the said dividend be and is hereby approved and paid to the equity shareholders of the company. The dividend payment is subject to approval of members at the ensuing Annual General Meeting.

### 4. MATERIAL CHANGES AND COMMITMENTS:

There have been no material changes and commitments affecting the financial position of the Company between the end of the financial year and date of this report. There has been no change in the nature of business of the Company.

### 5. DEPOSITS:

During the year under review, your Company has not accepted any deposits within the meaning of Section 73 of the Companies Act, 2013, read with rules made there under.

### 6. DIRECTORS AND KEY MANAGERIAL PERSONNEL:

#### A. BOARD COMPOSITION

- Mr. Ramesh D. Khichadia (Managing Director),
- Mr. Ashokbhai K. Patel (Whole Time Director),
- Mr. Kaushik Mori (Chief Financial Officer) and
- Mrs. Khyati S. Mehta (Company Secretary) are the Whole-time Key Managerial Personnel of the Company.
- Mr. Gopal D. Khichadia (Director),
- Mr. Harshadray L. Patel (Independent Director
- Mr. Dhanjibhai R. Padmani (Independent Director) Upto 27.09.2019 (Due To Death)
- Mrs. Anjana P. Paghadar (Independent Director)
- Mr. Prabhulal N. Rabadia (Additional Independent Director) W.E.F 26.12.2019

#### B. DIRECTOR RETIRING BY ROTATION

Pursuant to the requirements of the Companies Act, 2013 and Articles of Association of the Company, Mr. RAMESHBHAI DEVRAJBHAI KHICHADIA (DIN: 00087859), retires by rotation at the ensuing Annual General Meeting and being eligible offers himself for re-appointment. The Board recommends the re-appointment of Mr. RAMESHBHAI DEVRAJBHAI KHICHADIA for your approval. Brief details of the Director, who is proposed to be re-appointed, as required under Regulation 36 of the

SEBI Listing Regulations, are provided in the Notice of Annual General Meeting.

### C. INDEPENDENT DIRECTORS AND THEIR MEETING:

Your Company has received annual declarations from all the Independent Directors of the Company confirming that they meet with the criteria of Independence provided in Section 149(6) of the Companies Act, 2013 and Regulations 16(1)(b) & 25 of the SEBI (Listing Obligations and Disclosure Requirements) Regulations, 2015 and there has been no change in the circumstances, which may affect their status as Independent Director during the year. Also, your Company has received annual declarations from all the Independent Directors of the Company confirming that they have already registered their names with the data bank maintained by the Indian Institute of Corporate Affairs ["IICA"] as prescribed by the Ministry of Corporate Affairs under the relevant rules and that the online proficiency self-assessment test as prescribed under the said relevant rules is applicable to them and they will attempt the said test in due course of time.

### 7. DIRECTORS' RESPONSIBILITY STATEMENT

Pursuant to clause (c) of sub-section (3) and subsection (5) of Section 134 of the Companies Act, 2013, the Board of Directors, to the best of their knowledge and ability, state the followings :-

- A. that in the preparation of the annual financial statement, the applicable accounting standards have been followed along with proper explanation relating to material departures, if any;
- B. that such accounting policies have been selected and applied consistently and judgment and estimates have been made that are reasonable and prudent so as to give a true and fair view of the state of affairs of the Company as at March 31, 2020 and of the loss of the Company for the year ended on that date;
- C. that proper and sufficient care has been taken for the maintenance of adequate accounting records in accordance with the provisions of the Companies Act, 2013 for safeguarding the assets of the Company and for preventing and detecting fraud and other irregularities;
- D. That the annual financial statement have been prepared on a going concern basis;
- E. That proper internal financial controls were in place and that the financial controls were adequate and were operating effectively;
- F. That proper system to ensure compliance with the provisions of all applicable laws including the compliance of applicable Secretarial Standards were in place and were adequate and operating effectively.

**8. BOARD EVALUATION:**

The Board carried out an annual performance evaluation of its own performance and that of its committees and individual directors as per the formal mechanism for such evaluation adopted by the Board. The performance evaluation of all the Directors was carried out by the Nomination and Remuneration Committee.

The performance evaluation of the Chairman, the Non-Independent Directors and the Board as a whole was carried out by the Independent Directors. The exercise of performance evaluation was carried out through a structured evaluation process covering various aspects of the Board functioning such as composition of the Board & committees, experience & competencies, performance of specific duties & obligations, contribution at the meetings and otherwise, independent judgment, governance issues etc.

**9. INTERNAL FINANCIAL CONTROL (IFC) SYSTEM AND THEIR ADEQUACY:**

The Company has implemented and evaluated the Internal Financial Controls which provide a reasonable assurance in respect of providing financial and operational information, complying with applicable statutes and policies, safeguarding of assets, prevention and detection of frauds, accuracy and completeness of accounting records. The Internal Audit Reports were reviewed periodically by Audit Committee as well as by the Board. Further, the Board annually reviews the effectiveness of the Company's internal control system. The Directors and Management confirm that the Internal Financial Controls (IFC) is adequate with respect to the operations of the Company. A report of Auditors pursuant to Section 143(3) (i) of the Companies Act, 2013 certifying the adequacy of Internal Financial Controls is annexed with the Auditors report.

**10. RELATED PARTY TRANSACTIONS:**

There were no materially significant related party transactions which could have had a potential conflict with the interests of the Company. Transactions with related parties are in the ordinary course of business on arm's length and are periodically placed before the Audit Committee and Board for its approvals and the particulars of contracts entered during the year, in Form AOC-2 is enclosed as Annexure - C.

The Board of Directors of the Company has, on the recommendation of the Audit Committee, adopted a policy to regulate transactions between the Company and its Related Parties, in compliance with the applicable provisions of the Companies Act 2013, the Rules there under and the Listing Agreement. This Policy was considered and approved by the Board has been uploaded on the website of the Company.

**11. CONSOLIDATED FINANCIAL STATEMENTS:**

In accordance with the provisions of the Companies Act, 2013 ("the Act") and Ind AS 110 - Consolidated Financial Statement read with Ind AS - 28 Investments in Associates, the audited consolidated financial statement

is provided in the Annual Report.

**12. AUDITORS & AUDITORS' REPORT:****A. AUDITORS DETAILS**

M/S SVK & ASSOCIATES, Chartered Accountants, Ahmedabad the Statutory Auditors of the Company have been appointed as Statutory Auditors of the Company by the Members of the Company till the Conclusion of 24TH Annual General Meeting of the Company to be held for the financial year 2020-21. They have confirmed that they are not disqualified from continuing as Statutory Auditors of the Company for financial year 2020-21.

**B. AUDITORS' REPORT**

In the opinion of the directors, the notes to the accounts in auditor's report are self-explanatory and adequately explained the matters, which are dealt with by the auditors.

**C. COST AUDIT REPORT**

Pursuant to Section 148 of the Companies Act, 2013 read with the Companies (Cost Records and Audit) Rules, 2014 the Cost Audit Report is applicable to our Company for the financial year 2019-20 hence; such audit has been carried out during the year.

**D. SECRETARIAL AUDIT REPORT**

A qualified Practicing Company Secretary carries out secretarial audit and provides a report on the compliance of the applicable Acts, Laws, Rules, Regulations, Guidelines, Listing Agreement, Standards etc. as stipulated by the provisions of Section 204 of the Companies Act 2013, read with the Companies (Appointment and Remuneration of Managerial Personnel) Rules 2014. The Secretarial Audit Report forms part of this report as Annexure B. The findings of the audit have been satisfactory.

**13. CORPORATE GOVERNANCE:**

The Company is a part of the Captain Group which has established a reputation for honesty and integrity. We believe that by focusing on Corporate Governance, we practice the highest standards of ethical and responsible business culture and thereby enhance the value of all stakeholders. It is a combination of voluntary practices and compliance with laws and regulations in all areas of its operations and in its interactions with the stakeholders. It provides direction and control to the affairs of the Company.

Your Company is fully committed to practice sound Corporate Governance and uphold the highest business standards in conducting business. The Company has always worked towards building trust with all its stakeholders based on the principles of good corporate governance. Your Company is guided by a key set of values for all its internal and external interactions. The Company is open, accessible and consistent with its communication.

Your Company has been complying with the principles of good Corporate Governance over the years and is committed to the highest standards of compliance. However, as a good Corporate Governance Practice the Company has generally complied with the Corporate Governance requirements and a report on Corporate Governance is annexed as forms part of this Report as ANNEXURE E. As required under SEBI (LODR) Regulations 2015 the Management Discussion and Analysis Report is annexed as part of this Report AS ANNEXURE D.

#### 14. MANAGEMENT DISCUSSION AND ANALYSIS:

A detailed report on the Management discussion and Analysis is provided as a separate section in the Annual Report.

#### 15. CORPORATE SOCIAL RESPONSIBILITY (CSR):

The Annual Report on Corporate Social Responsibility activities is annexed herewith as Annexure I. Information on the composition of the Corporate Social Responsibility (CSR) Committee is provided in the Report on Corporate Governance that forms part of this Annual Report.

#### 16. DISCLOSURES:

##### A. NUMBER OF BOARD MEETING

The Board of Directors met 15 (FIFTEEN) times during the year under review. The details of Board meetings and the attendance of the Directors are provided in the Corporate Governance Report which forms part of this Report.

##### B. COMMITTEES OF BOARD:

Details of various committees constituted by the Board of Directors, as per the provisions of the SEBI (Listing Obligations and Disclosure Requirements) Regulations, 2015 and the Companies Act, 2013, are given in the Corporate Governance Report and forms part of this report.

##### C. EXTRACT OF ANNUAL RETURN

The details forming part of the extract of the Annual Return in Form MGT-9 are annexed to this Report as Annexure A.

##### D. VIGIL MECHANISM / WHISTLE BLOWER POLICY

The Company has adopted a whistle blower policy and has established the necessary vigil mechanism for employees and Directors to report concerns about unethical behavior. No person has been denied access to the Chairman of the Audit Committee. The Vigil Mechanism Policy has been uploaded on the website of the Company.

##### E. PARTICULARS OF LOANS, GUARANTEES OR INVESTMENTS

Particulars of loans, guarantees or investments under Section 186 of the Companies Act, 2013 are

given in the notes to the Financial Statement.

##### F. SIGNIFICANT AND MATERIAL ORDERS PASSED BY THE REGULATORS OR COURTS OR TRIBUNALS IMPACTING THE GOING CONCERN STATUS OF THE COMPANY

There are no significant and material orders passed by the Regulators or Courts or Tribunals which would impact the going concern status and the Company's future operations.

##### G. CONSERVATION OF ENERGY, TECHNOLOGY ABSORPTION, FOREIGN EXCHANGE EARNINGS AND OUTGO

Company's plants are running with electricity which are supplied by the Paschim Gujarat Vij Company Limited. The plants are periodically checked as a measure of periodical maintenance to minimal break down and energy conservation.. The Company has installed the Wind Turbine and during the year total 1066.041 Mwh. was generated. Company has obtained credit of these units against its electricity consumption at its factory. The information required under Section 134(3) (m) of the Companies Act, 2013 read with Rule 8 of the Companies (Accounts) Rules, 2014, regarding Conservation of Energy, Technology Absorption, Foreign Exchange Inflow and Outflow are given in Annexure H to this report

##### H. PARTICULARS OF EMPLOYEES PERSONNEL

None of the employees is in receipt of remuneration in excess of the limit laid down under Rule 5 (2) of the Companies (Appointment and Remuneration of Managerial Personnel) Rules, 2014. The information required pursuant to Section 197 of the Companies Act, 2013 read with Rule 5 of the Companies (Appointment and Remuneration of Managerial Personnel) Rules, 2014 in respect of employees of the Company and Directors are annexed as Annexure G and forms part of this Report.

##### I. PREVENTION OF SEXUAL HARASSMENT AT WORKPLACE:

The Company has in place an Anti-Sexual Harassment Policy in line with the requirements of the Sexual Harassment of Women at the work place (Prevention, Prohibition and Redressal) Act, 2013. All employees (permanent, contractual, temporary, trainees) are covered under this policy. The Company has not received any complaint under this policy during the year 2019-2020.

##### J. INSURANCE

All the properties and the insurable interest of the company including building, plants and machinery and stocks wherever necessary and to the extent required have been adequately insured.

##### K. LISTING AND DEMATERIALIZATION

The equity shares of the Company are listed on the Platform of Bombay Stock Exchange Ltd (BSE). All the shares of company are in dematerialize form.



**L. CERTIFICATION OF STATUS OF DIRECTOR'S QUALIFICATIONS**

Pursuant to Regulation 34(3) and Schedule V Para C clause (10)(i) of the SEBI (Listing Obligations and Disclosure Requirements) Regulations, 2015 CERTIFICATE OF NON-DISQUALIFICATION OF DIRECTORS annexed to this report as ANNEXURE J.

**M. UNCLAIMED DIVIDEND**

In the interest of the shareholders, the Company sends periodical reminders to the shareholders to claim their dividends in order to avoid transfer of dividends/shares to IEPF Authority. Details regarding unclaimed dividend is provided separately in report.

**17. ACKNOWLEDGMENT:**

Your Directors place on record their appreciation for assistance and co-operation received from various

Ministries and Department of Government of India and other State Governments, financial institutions, banks, shareholders of the Company etc. The management would also like to express great appreciation for the commitment and contribution of its employees for their committed services. Your Directors wish to place on record their sincere appreciation for the dedicated efforts and consistent contribution made by the employees at all levels, to ensure that the Company continues to grow and excel.

Your Directors wish to take this opportunity to place on record their gratitude and sincere appreciation for the timely and valuable assistance and support received from Bankers, Share Transfer Agents, Auditor, Customers, Suppliers and Regulatory Authorities. The Board values and appreciates the valuable committed services of the employees towards performance of your Company, without which it would not have been possible to achieve all round progress and growth. Your Directors are thankful to the shareholders for their continued patronage.

Registered Office:

UI25 Royal Complex, Bhutkhana Chowk,  
Dhebar Road, Rajkot

Date : 25.06.2020  
Place : Rajkot

**For And on Behalf of The Board**

SD/-

**Ramesh D. Khichadia**  
Managing Director  
DIN : 00087859

SD/-

**Ashok K. Patel**  
Whole Time Director  
DIN : 00127951

## ANNEXURE - A

FORM NO. MGT 9 EXTRACT OF ANNUAL RETURN As on financial year ended on 31.03.2020

[Pursuant to Section 92 (3) of the Companies Act, 2013 and rule 12(1) of the Companies (Management & Administration) Rules, 2014.]

### I. REGISTRATION & OTHER DETAILS:

(i)	CIN	L25209GJ1997PLC031985
(ii)	Registration date	27.03.1997
(iii)	Name of the company	Captain Polyplast Limited
(iv)	Category / sub-category office & contact details	Public company Company having share capital
(v)	Address of the Registered office & contact details	UL25, Royal Complex, Bhutkhana Chowk, Dhebar Road, Rajkot Ph : +91-2827-253006/252056 E-mail : account@captainpolyplast.in www.captainpolyplast.com
(vi)	Whether listed company	Yes
(vii)	Registrar & Transfer Agent	<b>BIGSHARE SERVICES PRIVATE LIMITED</b> E/2-3, Ansa Industrial Estate, Saki Vihar Road, Sakinaka, Andheri (East) Mumbai - 400072. Ph : 022 - 4043 0200, Fax: 022 - 2847 5207, E-mail : jibu@bigshareonline.com www.bigshareonline.com

### II. PRINCIPAL BUSINESS ACTIVITIES OF THE COMPANY

All the business activities contributing 10% or more of the total turnover of the company shall be stated:

Sr. No.	Name & Description of main Product / Service	NIC Code of the Product / Service	% to total turnover of the company
1.	Micro Irrigation Systems	25209	100%

### III. PARTICULARS OF HOLDING, SUBSIDIARY AND ASSOCIATE COMPANIES

Sr. No.	Name & Address of the company	CIN / GLN	Holding / Subsidiary / Associate	% Of Shares Held
1.	CAPTAIN PIPES LIMITED	L25191GJ2010PLC059094	Associate	29.59%

#### IV. SHAREHOLDING PATTERN

(Equity Share Capital Breakup as percentage of total equity as on March 31, 2020)

##### i. Category-wise Share Holding :

Category of Share Holders	No. of Shares held at the beginning of the year 01.04.2019				No. of Shares held at the end of the year 31.03.2020				% Change During The Year
	Demat	Physical	Total	%of Total Shares	Demat	Physical	Total	%of Total Shares	
<b>A. Promoters</b>									
<b>(1) Indian</b>									
a) Individual / HUF	30371055	-	30371055	60.29	30578931	-	30578931	60.70	0.41
b) Central Govt (s)	-	-	-	-	-	-	-	-	-
c) State Govt (s)	-	-	-	-	-	-	-	-	-
d) Bodies Corporates	-	-	-	-	-	-	-	-	-
e) Bank / FI	-	-	-	-	-	-	-	-	-
f) Any other	7167655	-	7167655	14.23	7167655	-	7167655	14.23	-
<b>SUB TOTAL : (A) (1)</b>	<b>37538710</b>	<b>-</b>	<b>37538710</b>	<b>74.51</b>	<b>37746586</b>	<b>-</b>	<b>37746586</b>	<b>74.93</b>	<b>-</b>
<b>(1) Foreign</b>									
a) NRI-Individuals	-	-	-	-	-	-	-	-	-
b) Other Individuals	-	-	-	-	-	-	-	-	-
c) Bodies Corp.	-	-	-	-	-	-	-	-	-
d) Bank / FI	-	-	-	-	-	-	-	-	-
e) Any other	-	-	-	-	-	-	-	-	-
<b>SUB TOTAL : (A) (2)</b>									
<b>Total Shareholding of Promoter (A)=(A) (1) + (A) (2)</b>	<b>37538710</b>	<b>-</b>	<b>37538710</b>	<b>74.51</b>	<b>37746586</b>	<b>-</b>	<b>37746586</b>	<b>74.93</b>	<b>-</b>
<b>B. Public Shareholding</b>									
<b>(1) Institutions</b>									
a) Mutual Funds	-	-	-	-	-	-	-	-	-
b) Banks / FI	-	-	-	-	-	-	-	-	-
c) Central Govt.	-	-	-	-	-	-	-	-	-
d) State Govt.	-	-	-	-	-	-	-	-	-
e) Venture Capital Fund	-	-	-	-	-	-	-	-	-
f) Insurance Companies	-	-	-	-	-	-	-	-	-
g) FIIS	-	-	-	-	-	-	-	-	-
h) Foreign Venture Capital Funds	-	-	-	-	-	-	-	-	-
i) Others	-	-	-	-	-	-	-	-	-
<b>SUB TOTAL : (B) (1)</b>	<b>-</b>	<b>-</b>	<b>-</b>	<b>-</b>	<b>-</b>	<b>-</b>	<b>-</b>	<b>-</b>	<b>-</b>
<b>(2) Non Institutions</b>									
<b>(a) Bodies corporate</b>									
i) Indian	51605	-	51605	0.10	29425	-	29425	0.06	-0.04
ii) Overseas	-	-	-	-	-	-	-	-	-
<b>(b) Individuals</b>									
i) Individual shareholders holding nominal share capital up to Rs. 2 lakhs	9332429	-	9332429	18.52	9099971	-	9099971	18.06	-0.46



ii) Individual shareholders holding nominal share capital in excess of Rs. 2 lakhs	2966064	-	2966064	5.89	2934077	-	2934077	5.82	-0.07
<b>C. Others (specify)</b>									
Non Resident Indian	460974	-	460974	0.92	255447	-	255447	0.51	-0.41
Overseas Corporate Bodies	-	-	-	-	-	-	-	-	-
Foreign Nationals	-	-	-	-	-	-	-	-	-
Clearing Members	27881	-	27881	0.05	14945	-	14945	0.03	-0.02
Trusts	-	-	-	-	-	-	-	-	-
Foreign Bodies-DR	-	-	-	-	-	-	-	-	-
HUF	-	-	-	-	298339	-	298339	0.59	0.59
Market Maker	1127	-	1127	0.00	-	-	-	-	0.00
<b>SUB TOTAL : (B) (2)</b>	<b>12840080</b>	<b>-</b>	<b>12840080</b>	<b>25.49</b>	<b>12632204</b>	<b>-</b>	<b>12632204</b>	<b>25.07</b>	<b>-</b>
<b>Total Public Shareholding (B)=(B) (1) + (B) (2)</b>	<b>12840080</b>	<b>-</b>	<b>12840080</b>	<b>25.49</b>	<b>12632204</b>	<b>-</b>	<b>12632204</b>	<b>25.07</b>	<b>-</b>
<b>C. Shares held by Custodian for GDRs &amp; ADRs</b>	<b>-</b>	<b>-</b>	<b>-</b>	<b>-</b>	<b>-</b>	<b>-</b>	<b>-</b>	<b>-</b>	<b>-</b>
<b>Grand Total</b>	<b>50378790</b>	<b>-</b>	<b>50378790</b>	<b>100</b>	<b>50378790</b>	<b>-</b>	<b>50378790</b>	<b>100</b>	<b>-</b>

## ii. Share Holding of Promoters :

Sr. No.	Shareholders Name	Shareholding at the beginning of the year			Shareholding at the end of the year			% Change in share holding during the year
		No of Shares	% of total shares of the company	% of shares pledged encumbered to total shares	No of Shares	% of total shares of the company	% of shares pledged encumbered to total shares	
1	Gopalbhai D. Khichadia HUF	354375	0.7034	-	354375	0.7034	-	-
2	Rameshbhai D. Khichadia HUF	1397250	2.7735	-	1397250	2.7735	-	-
3	Kantilal Manilal Gediya	1595360	3.1667	-	1595360	3.1667	62.6818	-
4	Ashokbhai Kanjibhai Patel	17210	0.342	-	17210	0.342	-	-
5	Gopalbhai D. Khichadia	7729085	15.3419	-	7729085	15.3419	25.8763	-
6	Rameshbhai D. Khichadia	9278210	18.4169	-	9278210	18.4169	18.8614	-
7	Rashmitaben Gopalbhai Khichadia	320625	0.6364	-	320625	0.6364	-	-
8	Bhavesh Kantilal Gediya	355385	0.7054	-	355385	0.7054	-	-
9	Jayantilal M. Pansuriya	482625	0.9580	-	482625	0.9580	-	-
10	Ratilal M. Pansuriya	519750	1.0317	-	519750	1.0317	-	-
11	Rakesh J. Pansuriya	216000	0.4288	-	423876	0.8414	-	0.4126
12	Lilavantiben K. Gediya	502875	0.9982	-	502875	0.9982	-	-
13	Ritesh R. Khichadia	2025530	4.0206	-	2025530	4.0206	-	-
14	Kanji Mohanbhai Pansuriya	2529560	5.0211	-	2529560	5.0211	49.6928	-
15	Sangeetaben Rameshbhai Khichadia	3047215	6.0486	-	3047215	6.0486	-	-
16	Captain Pipes Limited	5467500	10.8528	-	5467500	10.8528	-	-
17	Captain Plastic Private Limited	1700155	3.3747	-	1700155	3.3747	-	-
	<b>Total</b>	<b>37538710</b>	<b>74.5129</b>	<b>-</b>	<b>37746586</b>	<b>74.9255</b>	<b>-</b>	<b>-</b>

## iii. Change in Promoter's Shareholding (Specify if There is No Change):

Sr. No.	Names	Share holding		Cumulative share holding during the year	
		No. of shares	% of total shares of the company	No. of shares	% of total shares of the company
<b>1</b>	<b>GOPAL DEVRAJBHAI KHICHADIA HUF</b>				
	At the beginning of the year	354375	0.7034	354375	0.7034
	Transfer / Sale	-	-	-	-
	At the end of the year	354375	0.7034	354375	0.7034
<b>2</b>	<b>RAMESHBHAI DEVRAJBHAI KHICHADIA HUF</b>				
	At the beginning of the year	1397250	2.7735	1397250	2.7735
	Transfer / Sale	-	-	-	-
	At the end of the year	1397250	2.7735	1397250	2.7735
<b>3</b>	<b>KANTILAL MANILAL GEDIYA</b>				
	At the beginning of the year	1595360	3.1667	1595360	3.1667
	Transfer / Sale	-	-	-	-
	At the end of the year	1595360	3.1667	1595360	3.1667
<b>4</b>	<b>ASHOKBHAI KANJIBHAI KHICHADIA</b>				
	At the beginning of the year	17210	0.0342	17210	0.0342
	Transfer / Sale	-	-	-	-
	At the end of the year	17210	0.0342	17210	0.0342
<b>5</b>	<b>GOPAL DEVRAJBHAI KHICHADIA</b>				
	At the beginning of the year	7729085	15.3419	7729085	15.3419
	Transfer / Sale	-	-	-	-
	At the end of the year	7729085	15.3419	7729085	15.3419
<b>6</b>	<b>RAMESHBHAI DEVRAJBHAI KHICHADIA</b>				
	At the beginning of the year	9278210	18.4169	9278210	18.4169
	Transfer / Sale	-	-	-	-
	At the end of the year	9278210	18.4169	9278210	18.4169
<b>7</b>	<b>RASHMITABEN KANTILAL GEDIYA</b>				
	At the beginning of the year	320625	0.6364	320625	0.6364
	Transfer / Sale	-	-	-	-
	At the end of the year	320625	0.6364	320625	0.6364
<b>8</b>	<b>BHAVESH KANTILAL GEDIYA</b>				
	At the beginning of the year	355385	0.7054	355385	0.7054
	Transfer / Sale	-	-	-	-
	At the end of the year	355385	0.7054	355385	0.7054
<b>9</b>	<b>JAYANTILAL M. PANSURIYA</b>				
	At the beginning of the year	482625	0.9580	4826.25	0.9580
	Transfer / Sale	-	-	-	-
	At the end of the year	482625	0.9580	4826.25	0.9580
<b>10</b>	<b>RATILAL M. PANSURIYA</b>				
	At the beginning of the year	519750	1.0317	519750	1.0317
	Transfer / Sale	-	-	-	-
	At the end of the year	519750	1.0317	519750	1.0317
<b>11</b>	<b>RAKESH J. PANSURIYA</b>				
	At the beginning of the year	216000	0.4288	216000	0.4288
	Purchase As on 25.11.2019	45488	-	261488	-

	Purchase As on 26.11.2019	13121	-	274609	-
	Purchase As on 02.12.2019	55000	-	329609	-
	Purchase As on 03.12.2019	8684	-	338293	-
	Purchase As on 04.12.2019	72286	-	410579	-
	Purchase As on 06.12.2019	13297	-	423876	0.8414
	At the end of the year	423876	0.8414	423876	0.8414
<b>12</b>	<b>LILAVANTIBEN K. GEDIYA</b>				
	At the beginning of the year	502875	0.9982	502875	0.9982
	Transfer / Sale	-	-	-	-
	At the end of the year	502875	0.9982	502875	0.9982
<b>13</b>	<b>RITESH R. KHICHADIA</b>				
	At the beginning of the year	2025530	4.0206	2025530	4.0206
	Transfer / Sale	-	-	-	-
	At the end of the year	2025530	4.0206	2025530	4.0206
<b>14</b>	<b>KANJIBHAI MOHANBHAI PANSURIYA</b>				
	At the beginning of the year	2529560	5.0211	2529560	5.0211
	Transfer / Sale	-	-	-	-
	At the end of the year	2529560	5.0211	2529560	5.0211
<b>15</b>	<b>SANGEETABEN RAMESHBHAI KHICHADIA</b>				
	At the beginning of the year	3047215	6.0486	3047215	6.0486
	Transfer / Sale	-	-	-	-
	At the end of the year	3047215	6.0486	3047215	6.0486
<b>16</b>	<b>CAPTAIN PIPES LIMITED</b>				
	At the beginning of the year	5467500	10.8528	5467500	10.8528
	Transfer / Sale	-	-	-	-
	At the end of the year	5467500	10.8528	5467500	10.8528
<b>17</b>	<b>CAPTAIN PLASTIC PRIVATE LIMITED</b>				
	At the beginning of the year	1700155	3.3747	1700155	3.3747
	Transfer / Sale	-	-	-	-
	At the end of the year	1700155	3.3747	1700155	3.3747

iv. Shareholding Pattern of top ten Shareholders (other than directors, Promoters & Holders of GDRs & ADRs):

Sr. No.	For Each of The Top 10 Shareholders	Share holding		Cumulative share holding during the year	
		No. of shares	% of total shares of the company	No. of shares	% of total shares of the company
<b>1</b>	<b>SANJAYBHAI NATHABHAI GAJERA</b>				
	At the beginning of the year	958500	1.9026	958500	1.9026
	Changes during the year	-	-	-	-
	At the end of the year	958500	1.9026	958500	1.9026
<b>2</b>	<b>MAVJIBHAI RANCHODBHAI CHANCHPARA</b>				
	At the beginning of the year	976135	1.9376	976135	1.9376
	Changes during the year	-	-	-	-
	At the end of the year	976135	1.9376	976135	1.9376
<b>3</b>	<b>PARASBHAI MAGANBHAI MOVALIYA</b>				
	At the beginning of the year	243000	0.4823	243000	0.4823
	Changes during the year	-	-	-	-
	At the end of the year	243000	0.4823	243000	0.4823



<b>4</b>	<b>RADHABEN MAVJIBHAI CHANCHPARA</b>				
	At the beginning of the year	193000	0.3831	193000	0.3831
	Changes during the year	-	-	-	-
	At the end of the year	193000	0.3831	193000	0.3831
<b>5</b>	<b>BHARATBHAI B. PANSURIYA</b>				
	At the beginning of the year	121500	0.2412	121500	0.2412
	Changes during the year (Purchase)	300	0.0006	121800	0.2418
	At the end of the year	121800	0.2418	121800	0.2418
<b>6</b>	<b>CHUNILAL LALJIBHAI HIRPARA</b>				
	At the beginning of the year	60750	0.1206	60750	0.1206
	Changes during the year (Purchase)	64842	0.1287	125592	0.2493
	At the end of the year	125592	0.2493	125592	0.2493
<b>7</b>	<b>BHAVESH B. BALDHA</b>				
	At the beginning of the year	108000	0.2144	108000	0.2144
	Changes during the year	-	-	-	-
	At the end of the year	108000	0.2144	108000	0.2144
<b>8</b>	<b>ARVINDBHAI SAVJIBHAI KACHHADIYA</b>				
	At the beginning of the year	108000	0.2144	108000	0.2144
	Changes during the year	-	-	-	-
	At the end of the year	108000	0.2144	108000	0.2144
<b>9</b>	<b>RAJESH BACHUBHAI RENPARA</b>				
	At the beginning of the year	99450	0.1974	99450	0.1974
	Changes during the year (Purchase)	600	0.0012	100050	0.1986
	At the end of the year	100050	0.1986	100050	0.1986
<b>10</b>	<b>PRAFUL M. VASOYA</b>				
	At the beginning of the year	98675	0.1959	98675	0.1959
	Changes during the year (Purchase)	1220	0.0024	99895	0.1983
	At the end of the year	99895	0.1983	99895	0.1983

## v. Shareholding of Directors and Key Managerial Personnel :

Sr. No.	For Each of The Director & KMP	Share holding		Cumulative share holding during the year	
		No. of shares	% of total shares of the company	No. of shares	% of total shares of the company
<b>1</b>	<b>RAMESHBHAI DEVRAJBHAI KHICHADIA - MANAGING DIRECTOR</b>				
	At the beginning of the year	6465710	12.8342	6465710	12.8342
	Sale / Transfer	-	-	-	-
	At the end of the year	6465710	12.8342	6465710	12.8342
<b>2</b>	<b>GOPALBHAI DEVRAJBHAI KHICHADIA - DIRECTOR</b>				
	At the beginning of the year	7729085	15.3419	7729085	15.3419
	Sale / Transfer	-	-	-	-
	At the end of the year	7729085	15.3419	7729085	15.3419
<b>3</b>	<b>PRABHULAL NATHABHAI RABADIA - ADDITIONAL INDEPENDENT DIRECTOR W.E.F. 26.12.2019</b>				
	At the beginning of the year	-	-	-	-
	Sale / Transfer	-	-	-	-
	At the end of the year	-	-	-	-
<b>4</b>	<b>ASHOKBHAI KANJIBHAI PATEL - WHOLE TIME DIRECTOR</b>				
	At the beginning of the year	17210	0.0342	17210	0.0342
	Sale / Transfer	-	-	-	-
	At the end of the year	17210	0.0342	17210	0.0342

<b>5</b>	<b>HARSHADRAY LALCHAND PATEL - INDEPENDENT DIRECTOR</b>			
	At the beginning of the year	-	-	-
	Sale / Transfer	-	-	-
	At the end of the year	-	-	-
<b>6</b>	<b>ANJANA PRAVINBHAI PAGHDAR - INDEPENDENT DIRECTOR</b>			
	At the beginning of the year	-	-	-
	Sale / Transfer	-	-	-
	At the end of the year	-	-	-
<b>7</b>	<b>DHANJIBHAI R. PADMANI - INDEPENDENT DIRECTOR VACATED OFFICE DUE TO DEATH W.E.F. 27.09.2019</b>			
	At the beginning of the year	-	-	-
	Sale / Transfer	-	-	-
	At the end of the year	-	-	-
<b>8</b>	<b>KHYATI SUNIL MEHTA - COMPANY SECRETARY</b>			
	At the beginning of the year	1250	0.0000	1250
	Sale / Transfer	-	-	-
	At the end of the year	1250	0.0000	1250
<b>9</b>	<b>KAUSHIK VASHRAMBHAI MORI - CFO</b>			
	At the beginning of the year	27000	0.0536	27000
	Sale / Transfer	-	-	-
	At the end of the year	27000	0.0536	27000

## V. INDEBTEDNESS

Indebtedness of the company including interest outstanding / accrued but not due for payment.

INR (In Lakhs)

Particulars	Secured Loans excluding deposits	Unsecured Loans	Deposits	Total Indebtedness
<b>Indebtedness at the beginning of the financial year</b>				
i) Principal Amount	5687.20	574.57	-	6,61.77
ii) Interest due but not paid	-	-	-	-
iii) Interest accrued but not due	34.16	-	-	34.16
<b>Total (i + ii + iii)</b>	<b>5,721.36</b>	<b>574.57</b>	<b>-</b>	<b>6,295.93</b>
<b>Change in Indebtedness during the financial year</b>				
Additions	1,445.50	337.39	-	1,782.89
Reduction	(83.95)	(516.79)	-	(600.74)
Net Change	1,361.55	(179.40)	-	1,182.16
<b>Indebtedness at the end of the financial year</b>				
i) Principal Amount	7,032.44	395.17	-	7,427.60
ii) Interest due but not paid	-	-	-	-
iii) Interest accrued but not due	50.48	-	-	50.48
<b>Total (i + ii + iii)</b>	<b>7,082.92</b>	<b>395.17</b>	<b>-</b>	<b>7,478.08</b>

## VI. REMUNERATION OF DIRECTORS AND KEY MANAGERIAL PERSONNEL

## A. REMUNERATION TO MANAGING DIRECTOR, WHOLE TIME DIRECTOR AND/OR MANAGER

Sr. No.	Particulars of Remuneration	Ramesh D. Khichadia	Ashokbhai K. Patel	Total Amount
		(M.D.)	(W.T.D.)	
1	Gross salary	-	-	-
	a) Salary as per provisions contained in section 17 (1) of the Income Tax. 1961.	5114789	346068	5460857
	b) Value of perquisites u/s 17(2) of the Income Tax Act, 1961.	-	-	-
	c) Profit in lieu of salary under section 17(3) of the Income Tax Act, 1961.	-	-	-
2	Stock Option	-	-	-
3	Sweat Equity	-	-	-
4	Commission	-	-	-
	as % of profit	-	-	-
	others (specify)	-	-	-
5	Others, please specify	-	-	-
	<b>Total (A)</b>	<b>5114789</b>	<b>346068</b>	<b>5460857</b>
	Overall Ceiling as per the Act.			

## B. REMUNERATION TO OTHER DIRECTORS :

Sr. No.	Particulars of Remuneration	Name of the Directors				Total Amount
1	<b>Independent Directors (Non Executive)</b>	<b>Dhanjibhai R. Padmani-Vacate Office W.E.F. 27.09.2019</b>	<b>Harshdray L. Patel</b>	<b>Anjana Paghdar</b>	<b>Prabhulal N. Rabadia W.E.F. 26.12.2019</b>	
	a) Free for attending board committee meetings	7000	14000	14000	3500	38500
	b) Commission	-	-	-	-	-
	c) Others, please specify	-	-	-	-	-
	<b>Total (1)</b>	<b>7000</b>	<b>14000</b>	<b>14000</b>	<b>3500</b>	<b>38500</b>
2	<b>Other Non Executive Director</b>					
	a) Free for attending board committee meetings	-	-	-	-	-
	b) Commission	-	-	-	-	-
	c) Others, please specify	-	-	-	-	-
	Total (2)	-	-	-	-	-
	<b>Total (B) = (1+2)</b>	<b>7000</b>	<b>14000</b>	<b>14000</b>	<b>3500</b>	<b>38500</b>

## C. REMUNERATION TO KEY MANAGERIAL PERSONNEL OTHER THAN MD/MANAGER/WTD

Sr. No.	Particulars of Remuneration	Key Managerial Personnel		Total Amount
		Gross Salary	Khyati Sunil Mehta (CS)	
1	a) Salary as per provisions contained in section 17 (1) of the Income Tax. 1961.	219340	997630	1216970
	b) Value of perquisites u/s 17 (2) of the Income Tax Act, 1961.	-	-	-
	c) Profit in lieu of salary under section 17(3) of the Income Tax Act, 1961.	-	-	-
2	Stock Option	-	-	-
3	Sweat Equity	-	-	-
4	Commission	-	-	-
	as % of profit	-	-	-
	others, specify	-	-	-
5	Others, please specify	-	-	-
	<b>Total</b>	<b>219340</b>	<b>997630</b>	<b>1216970</b>

## VII. PENALTIES / PUNISHMENT / COMPOUNDING OF OFFENCES

Not Applicable during the Financial Year 2019-20



**ANNEXURE - B****FORM NO. MR 3 SECRETARIAL AUDIT REPORT**

For The Financial Year Ended 31st March, 2020

[Pursuant to Section 204(1) of the Companies Act, 2013 and Rule 9 of the Companies (Appointment and Remuneration of Managerial Personnel) Rules, 2014]



To,  
The Members,  
**CAPTAIN POLYPLAST LIMITED**  
CIN: L25209GJ1997PLC031985  
U125 Royal Complex, Bhutkhana Chowk,  
Dhebar Road,  
Rajkot.

We have conducted the secretarial audit of the compliance of applicable statutory provisions and the adherence to good corporate practices by CAPTAIN POLYPLAST LIMITED (hereinafter called the "Company"). Secretarial Audit was conducted in a manner that provided us a reasonable basis for evaluating the corporate conducts/statutory compliance and expressing our opinion thereon.

Based on our verification of the Company's books, papers, minute books, forms and returns filed and other records maintained by the Company and also the information provided by the Company, its officers, agents and authorized representatives during the conduct of secretarial audit, the explanations and clarifications given to us and the representations made by the Management and considering the relaxations granted Ministry of Corporate Affairs and Securities and Exchange Board of India warranted due to the spread of the COVID-19 pandemic, we hereby report that in our opinion, the Company has during the audit period covering the financial year ended on March 31, 2020, generally complied with the statutory provisions listed hereunder and also that the Company has proper Board processes and compliance mechanism in place to the extent, in the manner and subject to the reporting made hereinafter:

We have examined the books, papers, minute books, forms and returns filed and other records made available to us and maintained by the Company for the financial year ended on March 31, 2020 according to the applicable provisions of:

- (i) The Companies Act, 2013 ('the Act') and the rules made there under;
- (ii) The Securities Contract (Regulation) Act, 1956 ('SCRA') and the rules made there under;
- (iii) The Depositories Act, 1996 and the Regulations and Bye-laws framed there under.
- (iv) Foreign Exchange Management Act, 1999 and the rules and regulations made there under to the extent of Foreign Direct Investment, Overseas Direct Investment and External Commercial Borrowings;

- (v) The following Regulations and Guidelines prescribed under the Securities and Exchange Board of India Act, 1992 ('SEBI Act'):-
  - (a) The Securities and Exchange Board of India (Substantial Acquisition of Shares and Takeovers) Regulations, 2011;
  - (b) The Securities and Exchange Board of India (Prohibition of Insider Trading) Regulations, 2015;
  - (c) The Securities and Exchange Board of India (Issue of Capital and Disclosure Requirements) Regulations, 2018 and amendments from time to time;
  - (d) The Securities and Exchange Board of India (Share Based Employee Benefits) Regulations, 2014; (Not applicable to the Company during the audit period)
  - (e) The Securities and Exchange Board of India (Issue and Listing of Debt Securities) Regulations, 2008; (Not applicable to the Company during the audit period)
  - (f) The Securities and Exchange Board of India (Registrars to an Issue and Share Transfer Agents) Regulations, 1993 regarding the Companies Act and dealing with client; (Not applicable to the Company during the audit period)
  - (g) The Securities and Exchange Board of India (Delisting of Equity Shares) Regulations, 2009; (Not applicable to the Company during the audit period) and

B-314, Gopal Palace, Nr. Shiromani Complex, Opp. Ocean Park, Shivranjani Nehrunagar Road, Ahmedabad-380 015.  
Phone : 079-40041451, Mobile : 98250 12960,  
E-mail : ksdudhatra@yahoo.com

Branch Office : 343, Royal Complex, Dhebarbhai Road, Bhutkhana Chowk, Rajkot-360 002.  
Phone : 2226946, 3054817 Fax : 3046997  
E-mail : csksdoffice@gmail.com



- (h) The Securities and Exchange Board of India (Buyback of Securities) Regulations, 2018; (Not applicable to the Company during the audit period)
- (i) The Securities and Exchange Board of India (Listing Obligations and Disclosure Requirements) Regulations, 2015.
- (j) The Securities and Exchange Board of India (Depositories and Participants) Regulations, 1996: N.A.
- (k) Securities and Exchange Board of India (Employee Stock Option Scheme and Employee Stock Purchase Scheme) Guidelines, 1999.

We have also examined compliance with the applicable clauses of the following:

- (i) Secretarial Standards issued by The Institute of Company Secretaries of India with respect to board and general meetings.
- (ii) The Listing Agreements entered into by the Company with BSE Limited read with the SEBI (Listing Obligations and Disclosure Requirements) Regulations, 2015.

During the period under review the Company has complied with the provisions of the Act, Rules, Regulations, Guidelines, Standards, etc. mentioned above.

We further report that: -

- The status of the Company during the financial year has been that of a Listed Public Company. The Company has not been a holding or subsidiary of another company.

- The Board of Directors of the Company is duly constituted with proper balance of Executive Directors, Non-Executive Directors and Independent Directors. The changes in the composition of the Board of Directors that took place during the period under review were carried out in compliance with the provisions of the Act.
- Adequate notice is given to all Directors to schedule the Board Meetings, agenda and detailed notes on agenda were sent at least seven days in advance for meetings other than those held at shorter notice, and a system exists for seeking and obtaining further information and clarifications on the agenda items before the meeting and for meaningful participation at the meeting.
- Majority decision is carried through while the dissenting members' views, if any, are captured and recorded as part of the minutes.
- As per the minutes, the decisions at the Board Meetings were taken unanimously.

We further report that there are adequate systems and processes in the Company commensurate with the size and operations of the Company to monitor and ensure compliance with applicable laws, rules, regulations and guidelines etc.

We further report that during the audit period the Company no events occurred which had bearing on the Company's affairs in pursuance of the above referred laws, rules, regulations, guidelines, standards etc.

**KISHOR DUDHATRA  
COMPANY SECRETARIES**

SD/-

**Proprietor**

M. NO. FCS 7236

C.P.NO. 3959

UDIN NO.: F007236B000381643

Date : 25.06.2020  
Place : Ahmedabad

B-314, Gopal Palace, Nr. Shiromani Complex, Opp. Ocean Park, Shivranjani Nehrunagar Road, Ahmedabad-380 015.  
Phone : 079-40041451, Mobile : 98250 12960,  
E-mail : ksdudhatra@yahoo.com

Branch Office : 343, Royal Complex, Dhebarbhai Road, Bhutkhana Chowk, Rajkot-360 002.  
Phone : 2226946, 3054817 Fax : 3046997  
E-mail : csksdoffice@gmail.com

## ANNEXURE



To,  
The Members,  
M/s. CAPTAIN POLYPLAST LIMITED

Our report of even date is to be read along with this letter.

1. Maintenance of Secretarial records is the responsibility of the management of the Company. Our responsibility is to express an opinion on these secretarial records based on our audit.
2. We have followed the audit practices and process as were appropriate to obtain reasonable assurance about the correctness of the contents of the Secretarial records. The verification was done on test basis to ensure that correct facts are reflected in Secretarial records. We believe that the process and practices, we followed provide a reasonable basis for our opinion.
3. We have not verified the correctness and appropriateness of financial records and Books of Accounts of the Company.
4. Where ever required, we have obtained the Management representation about the Compliance of Laws, Rules and Regulations and happening of events etc.
5. The Compliance of the provisions of Corporate and other applicable Laws, Rules, Regulations, standards is the responsibility of management. Our examination was limited to the verification of procedure on test basis.
6. The Secretarial Audit report is neither an assurance as to the future viability of the Company nor of the efficacy or effectiveness with which the management has conducted the affairs of the Company.

**KISHOR DUDHATRA  
COMPANY SECRETARIES**

SD/-

**Proprietor**

M. NO. FCS 7236

C.P.NO. 3959

UDIN NO.: F007236B000381643

Date : 25.06.2020  
Place : Ahmedabad

B-314, Gopal Palace, Nr. Shiromani Complex, Opp. Ocean Park,  
Shivranjani Nehrunagar Road, Ahmedabad-380 015.  
Phone : 079-40041451, Mobile : 98250 12960,  
E-mail : ksudhatra@yahoo.com

---

Branch Office : 343, Royal Complex, Dhebarbhai Road,  
Bhutkhana Chowk, Rajkot-360 002.  
Phone : 2226946, 3054817 Fax : 3046997  
E-mail : csksdoffice@gmail.com

**ANNEXURE - C****FORM NO. AOC -2**

Pursuant to clause (h) of sub-section (3) of section 134 of the Act and Rule 8(2) of the Companies (Accounts) Rules, 2014.

Form for Disclosure of particulars of contracts/arrangements entered into by the Company with related parties referred to in sub section (1) of section 188 of the Companies Act, 2013 including certain arms length transaction under third proviso thereto.

**1. Details of contracts or arrangements or transactions not at Arm's length basis.**

Sr. No.	Particulars	Details
a)	Name (s) of the related party & nature of relationship	N.A.
b)	Nature of contracts/arrangements/transaction	
c)	Duration of the contracts/arrangements/transaction	
d)	Salient terms of the contracts or arrangements or transaction including the value, if any	
e)	Justification for entering into such contracts or arrangements or transactions'	
f)	Date of approval by the Board	
g)	Amount paid as advances, if any	
h)	Date on which the special resolution was passed in General meeting as required under first proviso to section 188	

**2. Details of contracts or arrangements or transactions at Arm's length basis.**

Sr. No.	Particulars	Details
1.	Name (s) of the related party & nature of relationship	1. Captain Pipes Ltd.- Associate 2. Capital Polymers - Enterprise owned by Relative of Key Management Personnel 3. Capital Polyplast (Guj) Pvt. Ltd. - Enterprise owned by Relative of Key Management Personnel 4. Captain Technocast Ltd. - company where KMP their relatives exercise significant influence
2.	Nature of contracts / arrangements / transactions	1. Captain Pipes Ltd.: Purchase, Sales, Property Usage Charges Received 2. Capital Polymers : Purchase , Sales 3. Capital Polyplast (Guj) Pvt Ltd : Purchase , Sales 4. Captain Technocast Ltd : Sales
3.	Duration of the contracts / arrangements / transactions	No formal contract or arrangement is made with related party and transactions are made on year to year basis.
4.	Salient terms of the contracts or arrangements or transaction including the value, if any	No formal contract or arrangement are made with related party. Value of transactions : 1. Captain Pipes Ltd. : Purchase (Incl. Taxes) Rs. 123,376,863 /- Sales (Incl. Taxes) Rs. 25,511,570 /- Property Usage Charges Received Rs. 3,54,000/- 2. Capital Polymers : Purchase (Incl. Taxes) Rs. 44,469,444 /- Sales (Incl. Taxes) Rs 90,30,408 /- 3. Capital Polyplast (Guj) Pvt Ltd Purchase (Incl. Taxes) Rs. 38,338,698 /- Sales (Incl. Taxes) Rs. 38,317,558 /- 4. Captain Technocast Ltd : Sales:Rs.10,50,000/-
5.	Date of approval by the Board	6TH MAY, 2019
6.	Amount paid as advances, if any	Nil-



## ANNEXURE - D

### MANAGEMENT DISCUSSION AND ANALYSIS

#### 1. INDUSTRY OUTLOOK:

During the period under review economy was passing through very crucial stage. There were tremendous potential growth of these industries but due to covid -19 pandemic and its effect on economy, government policies, plus government regulations current period is very hard for economy. As ours is the agriculture based products, there is lot of potential demand for the next years.

#### 2. OPPORTUNITIES AND THREATS

The company envisaged remarkable growth over previous years. Company's turn over shows increasing trends due to expansion. Government is providing various incentives under TUFs. Due to two decades experience in manufacturing and international marketing the Customers also growing rapidly. We have always maintain high quality standard and also make a good track record. At the same time, there is intense price pressure from the competitors and international financial crisis.

#### 3. INITIATIVES:

The initiatives are being taken by the Company for improving the quality standards and reduction of costs at appropriate level. New machineries were installed to provide better result and to cope up with changing requirement of the industry. The employees at all levels are being made aware of the changing conditions and the challenges of the open market conditions and to train the personnel to tackle the difficult situations which will improve the overall productivity, profitability. Also initiatives were taken by company to direct touch with farmers and also providing them quality services and knowledge.

#### 4. RISKS AND CONCERNS:

Major fluctuations Rupee price value corresponding to fluctuation in the raw material price and stringent market conditions can affect the company's performance. Product risk, risk of fluctuation in the raw material price, government policies, financial risk can affect the company, which requires continuous follow up.

#### 5. DISCUSSION ON FINANCIAL PERFORMANCE WITH RESPECT TO OPERATIONAL PERFORMANCE

Significant financial highlights in F.Y. 2019-2020 are as follows:-

##### A. PROFIT BEFORE TAX (PBT)

During the fiscal 2019-20, the Company has reported a PBT of Rs. 1723.04 lakhs as compared to the previous year's figure of Rs. 985.88 lakhs, Profit before tax increase by 74.77% as compared to previous year.

##### B. PROFIT AFTER TAX (PAT)

During the fiscal 2019-20, the Company has reported a PAT of Rs. 1259.83 lakhs when compared to the previous year's figure of Rs. 719.91 lakhs, the net profit after tax of the company increased by 75.00% with compared to previous year.

##### C. EARNINGS PER SHARE (EPS)

EPS in the fiscal 2019-20 is at 2.49 as compared to EPS of 1.43 in fiscal 2018-19.

#### 6. INTERNAL CONTROL SYSTEM:

Your Company has a proper and adequate system of internal controls, to ensure the safeguarding of assets and their usage, maintenance of proper records, adequacy and reliability of operational information. The internal control is supplemented by an extensive audit by internal and external audit teams and periodic review by the top management, Audit Committee and Board of Directors.

#### 7. HUMAN RESOURCES:

In a competitive economy, the proper utilization of human resources plays a crucial role. It begins with best practices in recruiting people and moves through learning and development, engagement, employee feedback and rewards and recognition. Towards this, your Company took various initiatives and has maintained healthy and harmonious industrial relations at all locations. The dedication and hard work of productive and dynamic goal oriented team is the key factor to the success of your Company. We believe that hiring the right personnel and proper retaining is key to this success. To keep the Company and its human resource competitive, we organized various training programs and experts were engaged to train the employees at various levels. This active process of learning has allowed employees enhance competence and motivation.

#### 8. FUTURE PLAN:

As a long term planning strategy, company is planning to operate on a larger scale and achieve the highest portion of market demand of its products. Promoters are working very hard to lead company to new horizons and giving better results.

For And on Behalf of The Board of Directors

SD/-

**Ramesh D. Khichadia**  
Managing Director  
DIN : 00087859

Date : 25.06.2020  
Place : Rajkot

# ANNEXURE - E

## CORPORATE GOVERNANCE REPORT

### 1. COMPANY'S PHILOSOPHY ON CORPORATE GOVERNANCE

The Company is a part of the Captain Group which has established a reputation for honesty and integrity. We believe that by focusing on Corporate Governance, we practice the highest standards of ethical and responsible business culture and thereby enhance the value of all stakeholders. It is a combination of voluntary practices and compliance with laws and regulations in all areas of its operations and in its interactions with the stakeholders. It provides direction and control to the affairs of the Company.

Your Company is fully committed to practice sound Corporate Governance and uphold the highest business standards in conducting business. The Company has always worked towards building trust with all its stakeholders based on the principles of good corporate governance. Your Company is guided by a key set of values for all its internal and external interactions. The Company is open, accessible and consistent with its communication.

### 2. BOARD OF DIRECTORS

The Board provides strategic guidance and independent views to the Company's senior management while discharging its fiduciary responsibilities. The Board also provides direction and exercises appropriate control to ensure that the Company is managed in a manner that fulfils stakeholder's aspirations and societal expectations.

#### A. COMPOSITION OF THE BOARD

The Company has a balanced board with optimum combination of Executive and Non-Executive Directors, including independent professionals, which plays a crucial role in Board processes and provides independent judgment on issues of strategy and performance.

The Board of Directors of your Company comprises of 6 (Six) Directors out of which 4 (four) Directors (67%) are Non-Executive Directors. The 2 (two) Executive Directors include the Managing Director and Whole-time Director. Out of the 4 (four) Non-Executive Directors, there are 3 (Three) Independent Directors. No Director is related to each other.

Independent directors are Non-Executive directors as defined under Regulation 16(1) (b) of the SEBI Listing Regulations. The maximum tenure of the independent Directors is in compliance with the Companies Act, 2013. All the Independent Directors have confirmed that they meet the criteria as mentioned under regulation 16(1)(b) of the SEBI Listing Regulation and Section 149 of the Companies Act, 2013. The present strength of the

Board reflects judicious mix of professionalism, competence and sound knowledge, which enables the Board to provide effective leadership to the Company.

None of the Directors on the Company's Board is a Member of more than 10 (ten) Committees, and Chairman of more than 5 (five) Committees (Committees being, Audit Committee and Stakeholders' Relationship Committee) across all the companies in which he/she is a Director. All the Directors have made necessary disclosures regarding Committee positions held by them in other companies and do not hold the office of Director in more than 10 (ten) public companies as on March 31, 2020.

The composition of the Board is in conformity with the Regulation 17 of the SEBI Listing Regulations read with Section 149 of the Companies Act, 2013.

#### B. BOARD MEETINGS AND PROCEDURE

A tentative annual calendar of Board and Committee Meetings is agreed upon at the beginning of the year. Additional meetings were held, whenever necessary.

The Agenda is circulated well in advance to the Board members. The items in the Agenda are backed by comprehensive background information to enable the Board to take appropriate decisions. To enable the Board to discharge its responsibilities effectively, the Managing Director apprises the Board at every meeting on the overall performance of the Company. The Board is also kept informed of major events / items wherever necessary.

The Company has an effective post meetings follow up, review and reporting process mechanism for the decisions taken by the Board/Committees. Action taken report on decisions of the previous meeting(s) is placed at the immediately succeeding meeting of the Board/Committee for noting by the members.

During the year under review Board met 15 (FIFTEEN) times. The Board meets at least once in every quarter to review the Company's operations and the maximum time gap between any two meetings is not more than 120 days. The necessary quorum was present in all the meetings.

**SKILLS / EXPERTISE COMPETENCIES OF THE BOARD OF DIRECTORS :**

The following is the list of core skills / competencies identified by the Board of Directors as required in the context of the Company's business and that the said skills are available within the Board Members :

Business Leadership	Leadership experience including in areas of business development, strategic planning, succession planning, driving change and long-term growth and guiding the Company and its senior management towards its vision and values.
Financial Expertise	Knowledge and skills in accounting, finance, treasury management, tax and financial management of large corporations with understanding of capital allocation, funding and financial reporting processes
Risk Management	Ability to understand and assess the key risks to the organization, legal compliances and ensure that appropriate policies and procedures are in place to effectively manage risk.
Global Experience	Global mind set and staying updated on global market opportunities, competition experience in driving business success around the world with an understanding of diverse business environments, economic conditions and regulatory frameworks
Corporate Governance & ESG	Experience in implementing good corporate governance practices, reviewing compliance and governance practices for a sustainable growth of the company and protecting stakeholder's interest.
Technology & Innovations	Experience or knowledge of emerging areas of technology such as digital, artificial intelligence, cyber security, data center, data security etc.

In the table below, the specific areas of focus or expertise of individual Board members have been highlighted :

Name of Director	Areas of Skills / Expertise					
	Business Leadership	Financial Expertise	Risk Management	Global Experience	Corporate Governance & ESG	Technology & Innovation
Ramesh D. Khichadia	✓	✓	✓	✓	✓	✓
Gopal D. Khichadia	✓	✓				✓
Ashokbhai K. Patel	✓	✓				
Harshadray L. Patel	✓	✓			✓	
Mrs. Anjana Pagdhar	✓	✓				
Dhanjibhai R. Padmani upto 27.09.2019	✓	✓				
Prabhulal Rabadia w.e.f. 26.12.19	✓	✓		✓		✓

**Note** - Each Director may possess varied combinations of skills/ expertise within the described set of parameters and it is not necessary that all Directors possess all skills/ expertise listed therein.

**CONFIRMATION AS REGARDS INDEPENDENCE OF INDEPENDENT DIRECTORS**

In the opinion of the Board, all the existing Independent Directors fulfill the conditions specified in the Listing Regulations and are independent of the Management.

**DISCLOSURES REGARDING APPOINTMENT / REAPPOINTMENT OF DIRECTORS:**

Mr. RAMESHBHAI DEVRAJBHAI KHICHADIA, Managing Director, is retiring at the ensuing Annual General Meeting, and being eligible, has offered himself for re-appointment. Brief resume (s) of the Directors proposed to be appointed / re-appointed

are given in the Explanatory Statement annexed to the Notice convening the Annual General Meeting.

**C. BOARD MEETINGS, ATTENDANCE, POSITION HELD IN COMMITTEE MEETINGS**

The Board duly met 15 times during the year. Notices of the meetings with agenda along with necessary details were sent to the directors in time. Dates of Board meetings are: 06.05.2019, 09.05.2019, 16.05.2019, 30.05.2019, 22.07.2019, 13.08.2019, 20.08.2019, 07.10.2019, 29.10.2019, 10.11.2019, 14.11.2019, 26.12.2019, 07.02.2020, 12.02.2020, 13.02.2020

The names and categories of the Directors, their attendance at Board meetings and General Meeting and also position held by them in committees of other public limited companies as on 31st March 2020 are given below.

Name of the Director	Category	Board Meeting held During tenure of Director	Board Meeting Attended	Last AGM Attend or Not	No. of Directors hip in other Public Ltd. Cos	Chairman-Membership in other Public Ltd. Cos
Ramesh D. Khichadia	Managing Director	15	15	Yes	3	2
Gopal D. Khichadia	Director	15	15	Yes	3	2
Ashokbhai K. Patel	Whole Time Director	15	15	Yes	-	-
Harshadray L. Patel	Independent Director	15	4	Yes	-	-
Mrs. Anjana Pagdhar	Independent Director	15	4	Yes	-	-
Dhanjibhai R. Padmani upto 27.09.2019	Independent Director Additional Independent	15	3	No	-	-
Prabhulal Rabadia w.e.f. 26.12.19	Director	15	1	No	-	-

\*Only public limited companies are considered

Details of name of other listed entities where Directors of the Company are Directors and the category of Directorship as on March 31, 2020 are as under :

Name of the Director	Name of Other Listed Entities in Which The Concerned Director is a Director	Type of Company (Listed/Unlisted Public / Private)	Category of Directorship
Mr. Ramesh D. Khichadia	Captain Technocast Limited	Listed Company	Promoter And Non Executive Director
	Captain Pipes Limited	Listed Company	Promoter And Non Executive Director
	Captain Castech Limited	Unlisted Public Company	Promoter And Director
Mr. Gopal D. Khichadia	Captain Technocast Limited	Listed Company	Promoter And Non Executive Director
	Captain Pipes Limited	Listed Company	Promoter And Executive Director
	Captain Castech Limited	Unlisted Public Company	Promoter And Director

#### D. SEPARATE INDEPENDENT DIRECTORS' MEETINGS

The Independent Directors meet at least once in a quarter, without the presence of Executive Directors or Management representatives. The Independent Directors met four times during the Financial Year ended 31st March, 2020 on 30.05.2019, 13.08.2019, 14.11.2019 and 13.02.2020 inter alia discussed :

1. The performance of non-Independent Directors and the Board as a whole;
2. The performance of the Chairperson of the Company, taking into account the views of Executive Directors and Non-Executive Directors; and
3. The quality, quantity and timeliness of flow of information between the Company management and the Board that is necessary for the Board to effectively and reasonably perform their duties.

In addition to these formal meetings, interactions outside the Board meetings also take place

between the Chairman and Independent Directors.

#### 3. COMMITTEES OF THE BOARD

The Board Committees play a vital role in ensuring sound Corporate Governance practices. The Committees are constituted to handle specific activities and ensure speedy resolution of diverse matters. The Board Committees are set up under the formal approval of the Board to carry out clearly defined roles which are considered to be performed by members of the Board, as a part of good governance practice. The Board supervises the execution of its responsibilities by the Committees and is responsible for their action. The minutes of the meetings of all the Committees are placed before the Board for review. As on date the Board has established the following Committees :

- A. Audit Committee
- B. Nomination And Remuneration Committee
- C. Share Transfer Committee / Investor Grievance Committee



**A) AUDIT COMMITTEE**

The Audit Committee acts as a link among the Management, the Statutory Auditors, Internal Auditors and the Board of Directors to oversee the financial reporting process of the Company. The Committee's purpose is to oversee the quality and integrity of accounting, auditing and financial reporting process including review of the internal audit reports and action taken report.

**i. MEETING, ATTENDANCE, CONSTITUTION & COMPOSITION OF AUDIT COMMITTEE:**

The Audit Committee is duly constituted in accordance with the Listing Agreement read with

SEBI (LODR) Regulations 2015 and of Section 177 of the Companies Act, 2013 read with Rule 6 of the Companies (Meetings of the Board and its Powers) Rules, 2014. It adheres to the terms of reference which is prepared in compliance with Section 177 of the Companies Act, 2013, and SEBI (LODR) Regulations 2015.

During the year under review, Audit Committee Meetings were held four times on May 30, 2019, August 13, 2019, November 14, 2019 and February 13, 2020. The intervening gap between two meetings did not exceed 120 days.

The Composition of the Audit Committee and details of attendance of the members at the committee meetings during the year are given below

Sr. No.	Name of the Members	Status	Number of Meetings Held / Attended
1	Mr. Harshadrai L. Patel	Chairman (Independent Director)	4/4
2	Mr. Anjana Pagdhar	Member (Independent Director)	4/4
3	Mr. Ramesh D. Khichadia	Member (Managing Director)	4/4

**ii. BROAD TERMS OF REFERENCE:**

The powers, role and terms of reference of the Audit Committee covers the areas as contemplated under the SEBI Listing Regulations and Section 177 of the Companies Act, 2013. The brief terms of reference of Audit Committee are as under:

1. Oversight of the company's financial reporting process and the disclosure of its financial information to ensure that the financial statement is correct, sufficient and credible;
2. Recommendation for appointment, remuneration and terms of appointment of auditors of the company;
3. Approval of payment to statutory auditors for any other services rendered by the statutory auditors;
4. Reviewing, with the management, the annual financial statements and auditor's report thereon before submission to the board for approval, with particular reference to:
  - a. Matters required to be included in the Director's Responsibility Statement to be included in the Board's report in terms of Section 134(5)(c) read with Section 134(3)(c) of the Companies Act, 2013
  - b. Changes, if any, in accounting policies and practices and reasons for the same
  - c. Major accounting entries involving estimates based on the exercise of judgment by management
5. Reviewing, with the management, the quarterly financial statements before submission to the board for approval;
6. Reviewing, with the management, the statement of uses / application of funds raised through an issue (public issue, rights issue, preferential issue, etc.), the statement of funds utilised for purposes other than those stated in the offer document (n.a.) / prospectus / notice and the report submitted by the monitoring agency monitoring the utilization of proceeds of a public or rights issue, and making appropriate recommendations to the Board to take up steps in this matter;
7. Reviewing and monitoring the auditor's independence and performance, and effectiveness of audit process;
8. Approval or any subsequent modification of transactions of the company with related parties; if applicable
9. Scrutiny of inter-corporate loans and
  - d. Significant adjustments made in the financial statements arising out of audit findings
  - e. Compliance with listing and other legal requirements relating to financial statements
  - f. Disclosure of any related party transactions
  - g. Modified opinion(s) in the draft audit report

- investments, company, wherever it is necessary;
10. Valuation of undertakings or assets of the company, wherever it is necessary;
  11. Evaluation of internal financial controls and risk management systems;
  12. Reviewing, with the management, performance of statutory and internal auditors, adequacy of the internal control systems;
  13. Reviewing the adequacy of internal audit function, if any, including the structure of the internal audit department, staffing and seniority of the official heading the department, reporting structure coverage and frequency of internal audit;
  14. Discussion with internal auditors of any significant findings and follow up there on;
  15. Reviewing the findings of any internal investigations by the internal auditors into matters where there is suspected fraud or irregularity or a failure of internal control systems of a material nature and reporting the matter to the board;
  16. Discussion with statutory auditors before the audit commences, about the nature and scope of audit as well as post-audit discussion to ascertain any area of concern;
  17. To look into the reasons for substantial defaults in the payment to the depositors, debenture holders, shareholders (in case of non-payment of declared dividends) and creditors; if applicable.
  18. To review the functioning of the Whistle Blower mechanism;
  19. Approval of appointment of CFO (i.e., the whole-time Finance Director or any other person heading the finance function or discharging that function) after assessing the qualifications, experience and background, etc. of the candidate;
  20. Carrying out any other function as is mentioned in the terms of reference of the Audit Committee;
  21. Reviewing financial statements, in particular the investments made by the Company's unlisted subsidiaries : N.A. ;
3. Management letters / letters of internal control weaknesses issued by the statutory auditors;
  4. Internal audit reports relating to internal control weaknesses;
  5. The appointment, removal and terms of remuneration of the Chief Internal Auditor; and
  6. Statement of deviations:
    - a. Quarterly statement of deviation(s) including report of monitoring agency, if applicable, submitted to stock exchange(s).
    - b. Annual statement of funds utilized for purposes other than those stated in the offer documents / prospectus/notice if applicable

## **B) NOMINATION AND REMUNERATION COMMITTEE**

### **i. MEETING, ATTENDANCE, CONSTITUTION & COMPOSITION OF NOMINATION AND REMUNERATION COMMITTEE:**

The Nomination and Remuneration Committee is constituted in compliance with the requirements of Listing Agreement read with SEBI (LODR) Regulations 2015 and Section 178 of the Companies Act, 2013 read with Rule 6 of the Companies (Meetings of the Board and its Powers) Rules, 2014. The Company Secretary acts as the Secretary to the committee and the Committee Members are independent and non executive directors namely Mr. Dhanjibhai R. Padmani Independent Director, was a Chairman of the Remuneration Committee up to the 27.09.2019 due to sudden demise and Mr. Prabhulal N. Rabadia was appointed as additional Independent Director w.e.f. 26.12.2019 and Mr. Harshadray L. Patel - independent director and Mrs. Anjana Paghadar - independent director are members to the committee. During the year under review, nomination and remuneration Committee Meetings were held four times on May 30, 2019, August 13, 2019, November 14, 2019 and February 13, 2020. The intervening gap between two meetings did not exceed 120 days

### **REVIEW OF INFORMATION BY AUDIT COMMITTEE:**

1. The Management discussion and analysis of financial condition and results of operations;
2. Statement of significant related party transactions submitted by management.

The composition of the Nomination & Remuneration Committee and details of meetings attended by the members are given below:

Sr. No.	Name of the Members	Status	Number of Meetings Held / Attended
1	Mr. Dhanjibhai R. Padmani	Chairman (Independent Director)	2/4
2	Mr. Prabhulal N. Rabadia	Chairman (Additional Independent Director)	1/4
3	Mr. Harshadray L. Patel	Member (Independent Director)	4/4
4	Mrs. Anjana Pagdhar	Member (Independent Director)	4/4

**ii. BROAD TERMS OF REFERENCE:**

The powers, role and terms of reference of Committee covers the areas as contemplated under the SEBI Listing Regulations and Section 178 of the Companies Act, 2013. The brief terms of reference of Nomination and Remuneration Committee are as under:

1. Formulation of the criteria for determining qualifications, positive attributes and independence of a Director and recommend to the Board a policy relating to the remuneration of the directors, key managerial personnel and other employee;
2. Formulation of criteria for evaluation of performance of Independent Directors and the Board;
3. Devising a policy on Board diversity;
4. Identifying persons who are qualified to become Directors and who may be appointed in senior management in accordance with the criteria laid down and recommend to the Board their appointment and removal and shall carry out evaluation of every director's performance;
5. To extend or continue the term of appointment of the independent director, on the basis of the report of performance evaluation of independent directors;
6. To recommend/review remuneration of the Managing Director(s) and Whole time Director(s)/Executive Director(s) based on their performance and defined assessment criteria;

7. To carry out any other function as is mandated by the Board from time to time and / or enforced by any statutory notification, amendment or modification, as may be applicable;

8. To perform such other functions as may be necessary or appropriate for the performance of its duties;

9. To recommend to the board, all remuneration, in whatever form, payable to senior management.

**C) SHARE TRANSFER COMMITTEE/ INVESTOR GRIEVANCE COMMITTEE**

**i. MEETING, ATTENDANCE, CONSTITUTION & COMPOSITION OF INVESTOR GRIEVANCE COMMITTEE:**

The Share Transfer cum Investors'/ Shareholders' Grievance Committee comprise of three members chaired by Mrs. Anjana Pagdhar - Independent Director, is a Chairman of the Audit Committee, and Mr. Harshadray L. Patel - independent director and Mr. Ashok K. Patel - Whole Time Director are members to the committee. The Committee looks into the redressal of investors' complaints such as delay in transfer of equity shares, request for transmission of shares, issue of duplicate share certificates, non receipt of declared dividends/ annual reports etc.

During the year under review, investor grievance committee Meetings were held four times on May 30, 2019, August 13, 2019, November 14, 2019 and February 13, 2020. The intervening gap between two meetings did not exceed 120 days.

The composition of the Nomination & Remuneration Committee and details of meetings attended by the members are given below:

Sr. No.	Name of the Members	Status	Number of Meetings Held / Attended
1	Mrs. Anjana Pagdhar	Chairman (Independent Director)	4/4
2	Mr. Harshadray L. Patel	Member (Independent Director)	4/4
3	Mr. Ashok K. Patel	Member (Managing Director)	4/4

**ii. BROAD TERMS OF REFERENCE :**

The powers, role and terms of reference of Stakeholders Relationship Committee covers the areas as contemplated under the SEBI Listing Regulations and Section 178 of the Act. The brief terms of reference of Stakeholders Relationship Committee are as under :

1. Resolving the grievances of the security holders including complaints related to transfer/transmission of shares, non receipt of annual report, non-receipt of declared dividends, issue of new/duplicate certificates, general meetings etc.
2. Reviewing the measures taken for effective exercise of voting rights by shareholders.
3. Reviewing of adherence to the service

standards adopted in respect of various services being rendered by the Registrar & Share Transfer Agent.

4. Reviewing the various measures and initiatives taken for reducing the quantum of unclaimed dividends and ensuring timely receipt of dividend warrants/annual reports /statutory notices by the shareholders of the Company.
5. Carry out any other function as is referred by the Board from time to time or enforced by any statutory notification / amendment or modification as may be applicable.

**iii. INVESTOR GRIEVANCE REDRESSAL :**

Details of complaints received and redressed during the year : NIL

Number of complaints received and resolved during the year under review and their breakup are as under :

Nature of Complaints	Complaint Received	Complaint Resolved
Non-receipt of refund order	0	0
Non-receipt of dividend warrants	0	0
Non-receipt of annual report	0	0
Non-receipt / credit of shares	0	0
<b>Total</b>	<b>0</b>	<b>0</b>

**D) CSR COMMITTEE****i. MEETING, ATTENDANCE, CONSTITUTION & COMPOSITION OF CSR COMMITTEE :**

The Company has constituted as CSR Committee as required under Section 135 of the Companies Act, 2013, read with rules made there under.

The present members of the CSR Committee comprises of Mr. Dhanjibhai R. Padmani Independent Director, is a Chairman of the

Remuneration Committee up to the 27.09.2019 due to sudden demise and Mr. Prabhulal N. Rabadia was appointed w.e.f. 26.12.2019 as additional independent director, Mr. Rameshbhai D. Khichadia, Member and Mr. Gopal D. Khichadia, Member.

During the year under review, CSR Committee Meeting was held on May 30, 2019, August 13, 2019, November 14, 2019 and February 13, 2020.

Sr. No.	Name of the Members	Status	Number of Meetings Held / Attended
1	Mr. Dhanjibhai R. Padmani (UPTO 27.09.2020)	Chairman (Independent Director)	2/4
2	Mr. Prabhulal N. Rabadia (W.E.F.26.12.2020)	Chairman (Independent Director)	1/4
3	Mr. Rameshbhai D. Khichadia	Member (Managing Director)	4/4
4	Mr. Gopal D. Khichadia	Member (Director)	4/4

**ii. BROAD TERMS OF REFERENCE :**

The powers, role and terms of reference of Sustainability and Corporate Social Responsibility Committee covers the areas as contemplated under Section 135 of the Act. The brief terms of reference of Sustainability and Corporate Social Responsibility Committee are as under

1. To formulate and recommend to the Board, a Corporate Social Responsibility Policy which shall indicate the activities to be undertaken by the company as specified in Schedule VII of the Companies Act, 2013 and rules made there under.
2. To recommend the amount of expenditure to be incurred on the CSR activities.



3. To monitor the implementation framework of CSR Policy.
4. To carry out any other function as is mandated by the Board from time to time and/or enforced by any statutory notification, amendment or modification as may be applicable or as may be necessary or appropriate for performance of its duties.
5. Responsibility of overall management of sustainability performance of Captain Polyplast Limited and disclosure of management approach through Sustainability Reporting is delegated to MD of the Company.

**CSR Policy :** The CSR Policy of Company is available at its website at <http://www.captainpolyplast.com/investors>

#### 4. WHISTLE BLOWER POLICY

The Company has adopted a whistle blower policy and has established the necessary vigil mechanism for employees and Directors to report concerns about unethical behavior. No person has been denied access to the Chairman of the Audit Committee.

The Audit Committee monitored and reviewed investigations of the whistle blower complaints received during the year. During the year under review, there were no cases of whistle blower.

#### 5. GENERAL BODY MEETING

##### A) Annual General Meeting

The date, time and location of the Annual General Meetings held during the preceding 3 (three) years and special resolutions passed thereat are as follows:

F.Y.	Date	Location of Meeting	Time	No. of Special Resolution Passed
2018-19	16.09.2019	Corporate Office	11:00 A.M.	1
2017-18	25.08.2018	Corporate Office	11:00 A.M.	3
2016-17	21.09.2017	Corporate Office	11:00 A.M.	1

**B) Whether special resolutions were put through postal ballot last year, details of voting pattern: NO.**

**C) Whether any resolutions are proposed to be conducted through postal ballot:**

No Special Resolution requiring a Postal Ballot is being proposed at the ensuing Annual General Meeting of the Company.

**D) Procedure for postal ballot:**

Prescribed procedure for postal Ballot as per the provisions contained in this behalf in the Companies Act, 2013, read with rules made there under as amended from time to time shall be complied with whenever necessary.

#### 6. OTHER DISCLOSURE

- A) There were no materially significant Related Party Transactions and pecuniary transactions that may have potential conflict with the interest of the Company at large. The details of Related Party Transactions are disclosed in financial section of this Annual Report.
- B) In the preparation of the financial statements, the Company has followed the accounting policies and practices as prescribed in the Accounting Standards.
- C) The Company has complied with all the requirements of the Stock Exchanges as well as the regulations and guidelines prescribed by the Securities and Exchange Board of India (SEBI). There were no penalties or strictures imposed on the Company by Stock Exchanges or SEBI or any statutory authority on any matter related to capital markets during the last three years.

D) The Chief Executive Officer / the Chief Financial Officer have furnished a Certificate to the Board for the year ended on March 31, 2020 in compliance with Regulation 17(8) of Listing Regulations. The certificate is appended as an Annexure F to this report.

E) The Company has complied with all the requirements of the Stock Exchanges as well as the regulations and guidelines prescribed by the Securities and Exchange Board of India (SEBI). There were no penalties or strictures imposed on the Company by Stock Exchanges or SEBI or any statutory authority on any matter related to capital markets during the last three years.

F) The Company discloses to the Audit Committee, the uses/application of proceeds/funds raised from Rights Issue, Preferential Issue as part of the quarterly review of financial results as applicable.

G) The designated Senior Management Personnel of the Company have disclosed to the Board that no material, financial and commercial transactions have been made during the year under review in which they have personal interest, which may have a potential conflict with the interest of the Company at large.

H) With a view to regulate trading in securities by the directors and designated employees, the Company has adopted a Code of Conduct for Prohibition of Insider Trading.

I) The Company complies with all applicable secretarial standards.

- J) The Company has obtained certificate from PCS KISHOR DUDHATRA, Practicing Company Secretary confirming that none of the Directors of the Company is debarred or disqualified by the Securities and Exchange Board of India / Ministry of Corporate Affairs or any such authority from being appointed or continuing as Director of the Company and the same is also Annexure J attached to this Report.
- K) As per the requirement of the Sexual Harassment of Women at Workplace (Prevention, Prohibition & Redressal) Act, 2013 and rules made thereunder, the Company has constituted Internal Complaints Committee which is responsible for redressal of complaints related to sexual harassment. During the year under review, there were no complaints pertaining to sexual harassment.
- L) The quarterly/half yearly /yearly financial results were informed in time to stock exchanges.
- M) During the year employee relations continued to be cordial and harmonious at all levels and in all divisions of the Company. There was a total understanding of the management objectives by the employees. The Company has consistently tried to train & nurture the best of the available talent in the Industry.
- N) In line with the requirements stipulated by Securities and Exchange Board of India (SEBI), Reconciliation of Share Capital Audit is carried out on a quarterly basis by a Practicing Company Secretary to confirm that the aggregate number of equity shares of the Company held in National Securities Depository Limited (NSDL), Central Depository Services (India) Limited (CDSL) and in physical form tally with the total number of issued, paid-up, listed and admitted capital of the Company.
- O) The half yearly financial results are regularly submitted to the Stock Exchange in accordance with provisions of the Listing Agreement and also uploaded on the Company's website - [www.captainpolyplast.com](http://www.captainpolyplast.com)
- P) The Company has adopted the Code of Conduct for all the employees of the Company including the Directors. This Code of Conduct is posted on the Company's website. Further, all the Board members and Senior Management Personnel have affirmed the compliance with the Code of Conduct. A declaration to this effect signed by the Managing Director forms part of this report.
- Q) The Company has a well-defined risk management framework in place. The Company has established procedures to periodically place before the Audit Committee and the Board, the risk assessment and minimization procedures being followed by the Company and steps taken by it to mitigate these risks.

## 7. General Shareholders Information

### A) COMPANY REGISTRATION DETAILS:

The Company is registered in the State of Gujarat, India. The Corporate Identity Number (CIN) allotted to the Company by the Ministry of Corporate Affairs (MCA) is L25209GJ1997PLC031985.

### B) ANNUAL GENERAL MEETING:

DAY AND DATE	TIME
09.10.2020 Friday	10:00 A.M. Through VC/OAVM

### C) REGISTERED OFFICE:

UL25, ROYAL COMPLEX, BHUTKHANA CHOWK, DHEBAR ROAD, RAJKOT, GUJARAT, INDIA 360001

### D) BOOK CLOSURE DATE:

The Register of Members and Share Transfer Books of the Company will be closed from Saturday, October 03, 2020 to Friday October 09, 2020 (both days inclusive) for the purpose of 23rd Annual General Meeting.

### E) LISTING ON STOCK EXCHANGES:

The Company's shares are listed on the following stock exchanges:

Name	Address	Code
BSE LIMITED	Floor 25, P.J. Towers, Dalal Street, Mumbai-400001	533096

Annual listing fees for the financial year 2020-21 have been paid by the Company to BSE.

### F) MARKET PRICE DATE:

Name	High	Low	Close
APRIL 2019	27.3	22.1	23.05
MAY 2019	27.4	22	26.65
JUNE 2019	27.9	24.25	25.7
JULY 2019	26.6	23.5	24.5
AUGUST 2019	26.9	23.25	24.6
SEPTEMBER 2019	29.45	23.05	25
OCTOBER 2019	30	21.8	25.15
NOVEMBER 2019	31.9	24.5	28.9
DECEMBER 2019	38	22	31.25
JANUARY 2020	32.9	26	29.6
FEBRUARY 2020	38.9	25.6	30.05
MARCH 2020	32.8	20.6	25

**G) REGISTRAR AND SHARE TRANSFER AGENT:**

During the year under review M/S Big share Services Pvt Ltd, E/2-3, Ansa Industrial Estate, Saki Vihar Road, Sakinaka Andheri (East) Mumbai - 400072

Email id: bssahd@bigshareonline.com  
bssahd2@bigshareonline.com  
bssahd2@bigshareonline.com

**H) SHARE HOLDING AS ON 31 MARCH, 2020:****i) DISTRIBUTION OF SHAREHOLDING AS ON MARCH 31, 2020:**

Share holding of nominal (in Rs.)	% of total	Share amount	% of total
1-5000	80.5543	1583366	1.5715
5001-10000	6.6698	1069324	1.0613
10001-20000	2.5364	789998	0.7841
20001-30000	0.9394	522806	0.5189
30001-40000	0.7945	586742	0.5823
40001-50000	0.6576	640238	0.6354
50001-100000	3.1940	4532092	4.4980
100001 & above	4.6501	91033014	90.3486
<b>TOTAL</b>	<b>100.00</b>	<b>100757580</b>	<b>100.00</b>

**ii) CATEGORY WISE SHAREHOLDING PATTERN AS ON MARCH 31, 2020:**

Category	No. of share held physical	% to share	Total no. of share held electronic	% to total share holding
Clearing members	0	0	14945	0.0297
Corporate Bodies	0	0	29425	0.0584
Corporate Bodies (promoter co)	0	0	7167655	14.2275
Non Resident Indian	0	0	255447	0.5070
Promoters Relatives	0	0	21230226	42.1412
Promoter/ Directors	0	0	9341655	18.5428
Public	0	0	12339437	24.4933
Market Maker	0	0	0	0
<b>TOTAL</b>	<b>0</b>	<b>0</b>	<b>50378790</b>	<b>100.00</b>

All the shares of the company are in demat form.

Out of 50378790 shares, 35020150 shares are registered with CDSL & 15358640 shares are registered with NSDL on 31st March, 2020.

**I) DEMATERIALIZATION OF SHARES AND LIQUIDITY:**

The Company's shares are compulsorily traded in dematerialized form. Equity shares of the Company representing 100.00% of the Company's share capital are in dematerialized form as on March 31, 2020.

The Company's shares are regularly traded on the 'BSE Limited'. Under the Depository System, the International Securities Identification Number (ISIN) allotted to the Company's shares is INE536P01021.

**J) DIVIDEND DECLARED FOR THE LAST YEARS**

F.Y.	Date of declaration	Dividend per equity shares
2015-16	NOVEMBER 27, 2015	0.40 PAISE
2016-17	NOVEMBER 12, 2016	0.20 PAISE
2016-17	SEPTEMBER 30, 2017	0.20 PAISE
2017-18	AUGUST 25, 2018	0.20 PAISE
2018-19	SEPTEMBER 16, 2019	0.04 PAISE

Due date for transfer to IEPF, of the unclaimed/unpaid dividends are as under

F.Y. Ended	Declaration date	Due date
MARCH 31, 2017	NOVEMBER 12, 2016	DECEMBER 18, 2023
MARCH 31, 2017	SEPTEMBER 30, 2017	NOVEMBER 05, 2024
MARCH 31, 2018	AUGUST 25, 2018	SEPTEMBER 30, 2025
MARCH 31, 2019	SEPTEMBER 16, 2019	OCTOBER 22, 2026

**K) OUTSTANDING GDRS/ADRS/WARRANTS OR ANY CONVERTIBLE INSTRUMENT, CONVERSION AND LIKELY IMPACT ON EQUITY:**

The company has no outstanding GDRs /ADRS/Warrants or other Convertible Instruments. Shareholders should address all their correspondence related to company's shares to the Registrar and Share Transfer Agent.

**L) NAME AND ADDRESS OF THE COMPLIANCE OFFICER:**

Company Secretary and Compliance Officer, MRS. KHYATI SUNIL MEHTA A-2, Abhishek Apartment, 3/11 JagnathPlot, Rajkot-360001 Gujarat, India

**DECLARATION**

I, RAMESHBHAI D KHICHADIA, Managing Director of Captain Polyplast Limited hereby declare that as of March 31, 2020, all the Board Members and Senior Management Personnel have affirmed compliance with the Code of Conduct and Ethics for Directors and Senior Management Personnel laid down by the Company.

For And on Behalf of The Board of Directors

SD/-

Ramesh D. Khichadia  
Managing Director  
DIN : 00087859

Date : 25.06.2020  
Place : Rajkot

**DECLARATION ON CODE OF CONDUCT**

To the best of my knowledge and belief and on the basis of declarations given to me by the Directors and the Senior Management Personnel of the Company, I hereby affirm that a Code of Conduct for the Board Members and the Senior Management Personnel of the Company which includes Code of Conduct for Prevention of Insider Trading and Whistle Blower Policy has been approved by the Board of Directors and all Directors and the Senior Management Personnel have fully complied with the provisions of the Code of Conduct of the Company.

**FOR AND ON BEHALF OF THE BOARD OF DIRECTORS**

SD/-

**RAMESH D. KHICHADIA**  
**MANAGING DIRECTOR**  
**DIN: 00087859**

**DATE : 25.06.2020**  
**PLACE : RAJKOT**

**ANNEXURE - F****WHOLE-TIME DIRECTOR / CFO CERTIFICATION**

To  
 The Board of Directors,  
**Captain Polyplast Limited,**

We, undersigned, in our respective capacities in Captain Polyplast Limited hereby certify that :

1. We have reviewed Financial Statements and the Cash Flow Statement for the Financial Year ended March 31, 2020 and that to the best of our knowledge and belief :
  - a) These statements do not contain any materially untrue statement or omit any material fact or contain statement that might be misleading;
  - b) These statements together present a true and fair view of the Company's affairs and are in compliance with existing accounting standards, applicable laws and regulations.
2. There are, to the best of our knowledge and belief, no transactions entered into by the Company during the year which are fraudulent, illegal or violative of the Company's code of conduct.
3. We are responsible for establishing and maintaining internal controls for financial reporting and that we have evaluated the effectiveness of the internal control systems of the Company pertaining to financial reporting and we have disclosed to the Auditors and the Audit Committee, deficiencies in the design or operation of such internal controls, if any, of which we are aware and the steps we have taken or propose to take to rectify these deficiencies.
4. We have indicated to the Auditors and the Audit committee that;
  - a) There have been no significant changes in internal control over financial reporting during the year;
  - b) There have been no significant changes in accounting policies during the year; and
  - c) There have been no instances of significant fraud of which we have become aware and the involvement therein, if any, of the management or an employee having a significant role in the Company's internal control system over financial reporting.

SD/-

Date : 25.06.2020  
 Place : Rajkot

**Ramesh D. Khichadia**  
 Managing Director

SD/-

**Kaushikbhai V. Mori**  
 Chif Financial Officer

SD/-

**Ashokbhai K. Patel**  
 Whole Time Director



## ANNEXURE - G

### DIRECTORS'/ EMPLOYEES REMUNERATION

[Pursuant to Section 197(12) of Companies Act, 2013 read with Rule 5 of Companies (Appointment and Remuneration of Managerial Personnel) Rules, 2014]

Ratio of the remuneration of each Director to the median remuneration of the employees and the percentage increase in remuneration of each Director, Chief Financial Officer, Chief Executive Officer, Company Secretary in the financial year 2019-20 and the comparison of the remuneration of the Key Managerial Personnel against the performance of the Company is as follows:

#### PARTICULARS OF EMPLOYEES

The information required under Section 197 of the Act read with rule 5(1) of the Companies (Appointment and Remuneration of Managerial Personnel) Rules, 2014 are given below:

#### A) The ratio of the remuneration of each director to the median remuneration of the employees of the Company for the financial year\* : 2019-20

Directors / Key Managerial Person	Ratio to Median
Rameshbhai D. Khichadia (Managing Director)	36.9758
Ashokbhai K. Patel (Whole-time Director)	2.5018
Kaushik Mori (CFO- KMP)	7.2121
Khyati Mehta (Company Secretary)	1.5857
Gopal D. Khichadia (Director)	-
Harshadray L Patel (Independent Director)	-
Anjana P Paghadar (Independent Director)	-
Dhanjibhai Padmani (Independent Director) upto 27.09.2017	-
Prabhulal N Rabadia (Independent Director) w.e.f. 26.12.2019	-

#### B) The percentage increase in remuneration of each director, chief executive officer, chief financial officer, company secretary in the financial year 2019-20

Directors, Chief Executive Officer, Chief Financial Officer and Company Secretary	% increase in remuneration in the financial year 2019-20 compared to 2018-19
Director Remuneration	-
Rameshbhai D. Khichadia (Managing Director)	11.2841
Ashokbhai K. Patel (Whole-time Director)	No Change
Kaushik Mori (CFO- KMP)	-2.0549
Khyati Mehta (Company Secretary)	12.4890

#### C) The percentage increase in the median remuneration of employees in the financial year

There is increase of 14.9515 % in the median remuneration of employees in the financial year 2019-20 as compared to previous year 2018-19.

#### D) The number of permanent employees on the rolls of Company: 465

#### E) The explanation on the relationship between average increase in remuneration and Company performance

PBT increased by 74.77% and PAT increased by 75.00%, whereas the increase in overall remuneration is increased 14.95% as compared to previous year.

#### F) Comparison of the remuneration of the key managerial personnel against the performance of the Company

Aggregate remuneration of key managerial personnel (KMP) in FY19-20	Rs. 6677827/-
Revenue (total)	18622.63 lakhs
Remuneration of KMPs (as % of revenue)	0.3586%
Profit before Tax (PBT)	1723.04 lakhs
Remuneration of KMP (as % of PBT)	3.8756%

**G) Variations in the market capitalization of the Company, price earnings ratio as at the closing date of the current financial year and previous financial year**

Particulars	March 31, 2020	March 31, 2019	Change
Market Capitalization	125.95 Cr.	131.74 Cr.	-4.40
Price Earnings Ratio (price on 31.03.2020/ eps)	10.04	18.29	-45.11

**H) Percentage increase over decrease in the market quotations of the shares of the Company in Comparison to the rate at which the Company came out with the last public offer**

Market Price (BSE)	As per not given below
Rs. 25 Per Share (as on 31.03.2020)	

Company came out with Last public offer at Rs. 30/- per share in 2013 and market price as on 31.03.2020 closure of year is Rs. 25.00/- company's shares were splitted in 1:5 ratio.i.e. one share splitted into 5 shares. If we take the price of IPO as Rs.30/- then for 5 splitted share it was Rs.6/- at the time of public offer. So, comparing Rs.6/- as last public offer rate and Rs.30/- on closure of financial year there will be increased in price of 500%

**I) Average percentile increase already made in the salaries of employees other than the managerial personnel in the last financial year and its comparison with the percentile increase in the managerial remuneration and justification thereof and point out if there are any exceptional circumstances for increase in the managerial remuneration**

There is no major change in remuneration of KMPS and employees other than the KMPS. There is no any exceptional circumstance for increase in the managerial remuneration.

Particulars	Ramesh D. Khichadia (MD)	Ashok K. Patel (WTD)	Khyati Patel (CS)	Kaushik Mori (CFO)
Remuneration in FY19-20	5114789	346068	219340	997630
Revenue	18622.63 lakhs			
Remuneration as % of revenue	0.2747%	0.0186%	0.0118%	0.0536%
Profit before Tax	1723.04 lakhs			
Remuneration as % of PBT	2.9685%	0.2008%	0.1273%	0.5790%

**J) The key parameters for any variable component of remuneration availed by the directors: N.A.**

**K) The ratio of the remuneration of the highest paid director to that of the employees who are not directors but receive remuneration in excess of the highest paid director during the year: NONE**

**L) Affirmation that the remuneration is as per the remuneration policy of the Company:**

The Company affirms remuneration is as per the remuneration policy of the Company. As details give as under:

**REMUNERATION POLICY FOR DIRECTORS, KMPS AND OTHER EMPLOYEES**

**A) REMUNERATION / COMMISSION:**

The remuneration / commission shall be fixed as per the slabs and conditions mentioned in the Articles of Association of the Company and the Companies Act, 2013 and the rules made there under. Overall remuneration should be reflective of the size of the Company, complexity of the sector /industry /company's operations and the company's capacity to pay the remuneration.

**B) SITTING FEES:**

Independent Directors ("ID") and Non- Executive

Directors ("NED") may be paid sitting fees (for attending the meetings of the Board and of committees of which they may be members). The payment of sitting fees will be recommended by the NRC and approved by the Board. Quantum of sitting fees may be subject to review on a periodic basis, as required provided that the amount of such fees shall not exceed Rs. One lac per meeting of the Board or Committee or such amount as may be prescribed by the Central Government from time to time.

**C) COMMISSION:**

Company will not pay commission to the NEDs'.

**D) STOCK OPTIONS:**

An Independent Director shall not be entitled to any stock option of the Company.

## ANNEXURE - H

### CONSERVATION OF ENERGY

	Particulars	2019-20
<b>A.</b>	<b>Power and Fuel Consumption</b>	
	POWER CONSUMPTION UNIT	3608852
	POWER GENERATION THROUGH WINDMILL(KWH)	1066.41
<b>B.</b>	<b>Technology absorption</b>	
	The Company's Plant is running satisfactorily. No other technology is involved in company's facilities other than wind power generation.	
<b>C.</b>	<b>Foreign exchange inflow/outflow</b>	
	Foreign Exchange inflow (Rs. In lacs)	274.68
	Foreign Exchange Outflow (Rs. In lacs)	341.87

## ANNEXURE - I

### ANNUAL REPORT ON CSR ACTIVITY

1. A brief outline of the Company's CSR Policy, including overview of projects or programmes proposed to be undertaken:

Corporate Social Responsibility is a way of conducting business which enables creation and distribution of wealth for the betterment of local populace, its stakeholders and society at large, through implementation and integration of ethical systems and sustainable management practices. It actively contribute to the social and economic development of

the communities in which we operate. In so doing build a better, sustainable way of life for the weaker sections of society and raise the country's human development index. Company undertakes projects/activities under Corporate Social Responsibility as specified in Schedule VII of the Companies Act, 2013. The CSR policy of the Company is available on the Company's website.

2. The composition of CSR Committee

Sr. No.	Name of the Members	Status	Number of meetings held/ attended
1.	Mr. Dhanjibhai R. Padmani (upto 27.09.2019)	Chairman (Independent Director)	2/4
2.	Mr. Prabhulal N. Rabadia(from 27.12.2019)	Chairman (Independent Director)	1/4
3.	Mr. Ramesh D. Khichadia	Member (Managing Director)	4/4
4.	Mr. GOPAL D. KHICHADIA	Member (director)	4/4

3. Average net profit of the company for last three financial year: Rs. 8,66,32,064/-

4. Prescribed CSR Expenditure (two per cent of the amount as in item 3 above): Rs. 17,32,641/- (Rounded off to Rs. 17.40 Lacs)

5. Details of CSR spent during the financial year

- a. Total amount spent for the financial year : Rs. 24.00 Lacs\*
- b. Amount unspent, if any : nil

- c. \*Note : Out of Total Amount of 24.00 that has been spent during 2019-20 Rs. 6.60lacs was for previous year unspent amount and Rs.17.40 lacs was spent for current year 2019-20

- d. Manner in which the amount spent during the financial year is detailed below An Amount of Rs. 24.00 Lacs has been spent and donated to / in favour of:

- Rs.23.00 lacs were donated to SHREE P.J. MANGROLIYA CHARITABLE TRUST
- Rs.1.00 lacs was donated to Gujarat Agriculture University

A responsibility statement of the CSR Committee that the implementation and monitoring of CSR Policy, is in compliance with the CSR objectives and policy of the company

We hereby declare that implementation and monitoring of the CSR policy are in compliance with CSR objectives and policy of the Company

SD/-

**Prabhul N. Rabadia**  
Chairman of CSR Committee  
DIN : 08651064

SD/-

**Rameshbhai D. Khichadia**  
Managing Director  
DIN : 00087859



## ANNEXURE - J

### CERTIFICATE OF NON-DISQUALIFICATION OF DIRECTORS

(pursuant to Regulation 34(3) and Schedule V Para C clause (10)(i)  
of the SEBI (Listing Obligations and Disclosure Requirements)  
Regulations, 2015)



To,  
The Members of  
**CAPTAIN POLYPLAST LIMITED**  
Ul25 Royal Complex, Bhutkhana Chowk,  
Dhebar Road,  
Rajkot.

We have examined the relevant registers, records, forms, returns and disclosures received from the Directors of CAPTAIN POLYPLAST LIMITED having CIN L25209GJ1997PLC031985 and having registered office at UL25 ROYAL COMPLEX, BHUTKHANA CHOWK, DHEBAR ROAD, RAJKOT (GUJARAT) (hereinafter referred to as 'the Company'), produced before me/us by the Company for the purpose of issuing this Certificate, in accordance with Regulation 34(3) read with Schedule V Para-C Sub clause 10(i) of the Securities Exchange Board of India (Listing Obligations and Disclosure Requirements) Regulations, 2015.

In our opinion and to the best of our information and according to the verifications (including Directors Identification Number (DIN) status at the portal www.mca.gov.in) as considered necessary and explanations furnished to me / us by the Company & its officers, I/We hereby certify that none of the Directors on the Board of the Company as stated below for the Financial Year ending on 31st March, 2020 have been debarred or disqualified from being appointed or continuing as Directors of companies by the Securities and Exchange Board of India, Ministry of Corporate Affairs or any such other Statutory Authority

Sr. No.	Name of Director	DIN	Date of appointment in Company
1.	RAMESHBHAI DEVRAJBHAI KHICHADIA	00087859	27.03.1997
2.	GOPAL DEVRAJBHAI KHICHADIA	00127947	27.03.1997
3.	ASHOKBHAI KANJIBHAI PATEL	00127951	27.03.1997
4.	HARSHADRAY LALCHAND PATEL	06678731	11.09.2013
5.	ANJANA PRAVINBHAI PAGHADAR	07189331	30.05.2015
6.	PRABHULAL NATHABHAI RABADIA	08651064	26.12.2019

Ensuring the eligibility of for the appointment / continuity of every Director on the Board is the responsibility of the management of the Company. Our responsibility is to express an opinion on these based on our verification. This

certificate is neither an assurance as to the future viability of the Company nor of the efficiency or effectiveness with which the management has conducted the affairs of the Company.

**KISHOR DUDHATRA  
COMPANY SECRETARIES**

SD/-

**Proprietor**

M. NO. FCS 7236

C.P.NO. 3959

UDIN NO.: F007236B000381601

Date : 25.06.2020  
Place : Ahmedabad

B-314, Gopal Palace, Nr. Shiromani Complex, Opp. Ocean Park,  
Shivranjani Nehrunagar Road, Ahmedabad-380 015.  
Phone : 079-40041451, Mobile : 98250 12960,  
E-mail : ksdudhatra@yahoo.com

Branch Office : 343, Royal Complex, Dhebarbhai Road,  
Bhutkhana Chowk, Rajkot-360 002.  
Phone : 2226946, 3054817 Fax : 3046997  
E-mail : csksdoffice@gmail.com

# CAPTAIN POLYPLAST LTD.

RAJKOT

**STANDALONE**  
COMPANY AUDIT REPORT  
&  
AUDITED ANNUAL ACCOUNTS  
**2019-2020**

## **SVK & ASSOCIATES**

CHARTED ACCOUNTANTS

**Head Office**

C, 701-702, Titanium Square, Thaltej Cross Road, S.G. Road,  
Ahmedabad-380 054 (Gujarat) India.

**Brach Office**

Metro Plaza, Nr. Eagle Travels, 406, Jansata Chowk,  
Rajkot-360 001 (Gujarat) India.

Tele : +91 79 40320800

E-mail : svk@casvk.com

# INDEPENDENT AUDITOR'S REPORT

## TO THE MEMBERS OF 'CAPTAIN POLYPLAST LIMITED'

### Report on Audited Standalone Ind AS Financial Statements

#### Opinion

We have audited the accompanying standalone Ind AS financial statements of CAPTAIN POLYPLAST LIMITED ("the Company"), which comprises the Balance Sheet as at 31st March, 2020; the Statement of Profit and Loss (including Other Comprehensive Income), Statement of Changes in Equity and the Statement of Cash Flows for the year then ended and notes to financial statements, including a summary of significant accounting policies and other explanatory information (hereinafter referred to as "Standalone Financial Statements").

In our opinion and to the best of our information and according to the explanations given to us, the aforesaid standalone Ind AS financial statements read together with the notes thereon, give the information required by the Act in the manner so required and give a true and fair view in conformity with the Ind AS and accounting principles generally accepted in India, to the extent applicable; of the state of affairs of the Company as at 31st March, 2020; its Profit including Other Comprehensive Income, its Cash Flows and the Statement Changes in Equity for the year ended on that date.

#### Basis for Opinion

We conducted our audit in accordance with the Standards on Auditing (SAs) specified under section 143(10) of the Companies Act, 2013. Our responsibilities under those Standards are further described in the Auditor's Responsibilities for the Audit of the Financial Statements section of our report. We are independent of the Company in accordance with the Code of Ethics issued by the Institute of Chartered Accountants of India together with the ethical requirements that are relevant to our audit of the financial statements under the provisions of the Companies Act, 2013 and the Rules thereunder, and we have fulfilled our other ethical responsibilities in accordance with these requirements and the Code of Ethics. We believe that the audit evidence we have obtained is sufficient and appropriate to provide a basis for our opinion

#### Key Audit Matters

Key audit matters are those matters that, in auditor's professional judgment, are of most significance in the audit of the financial statements of the company. These matters are addressed in the context of audit of the financial statements as a whole, and in forming auditor's opinion thereon.

Based on our audit of Financial Statements of the Company for the period under review, we did not come across any material Key Audit Matters to be communicated in our report.

### Information other than the Standalone Financial Statements and Auditor's Report Thereon

The Company's Board of Directors is responsible for the preparation of the other information. The other information comprises the information included in the Management Discussion and Analysis, Board's Report including Annexures to Board's Report, Business Responsibility Report, Corporate Governance and Shareholder's Information, but does not include the standalone financial statements and our auditor's report thereon.

Our opinion on the standalone financial statements does not cover the other information and we do not express any form of assurance conclusion thereon.

In connection with our audit of the standalone financial statements, our responsibility is to read the other information and, in doing so, consider whether the other information is materially inconsistent with the standalone financial statements or our knowledge obtained during the course of our audit or otherwise appears to be materially misstated.

If, based on the work we have performed, we conclude that there is a material misstatement of this other information, we are required to report that fact. We have nothing to report in this regard.

### Responsibilities of Management and those charged with Governance for the Standalone Ind AS Financial Statements

The Company's Board of Directors is responsible for the matters stated in Section 134(5) of the Companies Act, 2013 ("the Act") with respect, to the preparation of these standalone Ind AS financial statements that give a true and fair view of the financial position, financial performance, including other comprehensive income, changes in equity and cash flows of the Company in accordance with accounting principles generally accepted in India, including the Indian Accounting Standards (Ind AS) prescribed under Section 133 of the Act, read with the Companies (Indian Accounting Standards) Rules 2015, as amended. This responsibility also includes maintenance of adequate accounting records in accordance with the provisions of the Act for safeguarding of assets of the Company and for preventing and detecting frauds and other irregularities; selection and application of appropriate accounting policies; making judgments and estimates that are reasonable and prudent; and the design, implementation and maintenance of adequate internal financial controls, that were operating effectively for ensuring the accuracy and completeness of the accounting records, relevant to the preparation and presentation of the financial statements that give a true and fair view and are free from material misstatement, whether due to fraud or error.

In preparing the Ind AS financial statements, management is responsible for assessing the Company's ability to continue as a going concern, disclosing, as applicable, matters related

to going concern and using the going concern basis of accounting unless management either intends to liquidate the Company or to cease operations, or has no realistic alternative but to do so.

The Board of Directors are also responsible for overseeing the company's financial reporting process.

### Auditor's Responsibility for the audit of Standalone Ind AS Financial Statements

Our objectives are to obtain reasonable assurance about whether the Standalone Ind AS financial statements as a whole are free from material misstatement, whether due to fraud or error, and to issue an auditor's report that includes our opinion. Reasonable assurance is a high level of assurance, but is not a guarantee that an audit conducted in accordance with SAs will always detect a material misstatement when it exists. Misstatements can arise from fraud or error and are considered material if, individually or in the aggregate, they could reasonably be expected to influence the economic decisions of users taken on the basis of these standalone Ind AS financial statements.

As part of an audit in accordance with SAs, we exercise professional judgment and maintain professional skepticism throughout the audit. We also:

- Identify and assess the risks of material misstatement of the standalone Ind AS financial statements, whether due to fraud or error, design and perform audit procedures responsive to those risks, and obtain audit evidence that is sufficient and appropriate to provide a basis for our opinion. The risk of not detecting a material misstatement resulting from fraud is higher than for one resulting from error, as fraud may involve collusion, forgery, intentional omissions, misrepresentations, or the override of internal control.
- Obtain an understanding of internal financial controls relevant to the audit in order to design audit procedures that are appropriate in the circumstances. Under section 143(3)(i) of the Act, we are also responsible for expressing our opinion on whether the Company has adequate internal financial controls system in place and the operating effectiveness of such controls.
- Evaluate the appropriateness of accounting policies used and the reasonableness of accounting estimates and related disclosures made by management.
- Conclude on the appropriateness of management's use of the going concern basis of accounting and, based on the audit evidence obtained, whether a material uncertainty exists related to events or conditions that may cast significant doubt on the Company's ability to continue as a going concern. If we conclude that a material uncertainty exists, we are required to draw attention in our auditor's report to the related disclosures in the standalone Ind AS financial statements or, if such disclosures are inadequate, to modify our opinion. Our conclusions are based on the audit evidence obtained up to the date of our auditor's report. However, future events or conditions may cause the Company to cease to continue as a going concern.
- Evaluate the overall presentation, structure and content of the standalone Ind AS financial statements, including the disclosures, and whether the standalone Ind AS financial statements represent the underlying transactions and events in a manner that achieves fair presentation.

Materiality is the magnitude of misstatements in the standalone financial statements that, individually or in aggregate, makes it probable that the economic decisions of a reasonably knowledgeable user of the financial statements may be influenced. We consider quantitative materiality and qualitative factors in (i) planning the scope of our audit work and in evaluating the results of our work; and (ii) to evaluate the effect of any identified misstatements in the financial statements.

We communicate with those charged with governance regarding, among other matters, the planned scope and timing of the audit and significant audit findings, including any significant deficiencies in internal control that we identify during our audit.

We also provide those charged with governance with a statement, wherever found necessary, that we have complied with relevant ethical requirements regarding independence, and to communicate with them all relationships and other matters that may reasonably be thought to bear on our independence, and where applicable, related safeguards.

From the matters communicated with those charged with governance, we determine those matters that were of most significance in the audit of the standalone Ind AS financial statements of the current period and are therefore the key audit matters, if any identified. We describe these matters, if any in our auditor's report unless law or regulation precludes public disclosure about the matter or when, in extremely rare circumstances, we determine that a matter should not be communicated in our report because the adverse consequences of doing so would reasonably be expected to outweigh the public interest benefits of such communication.

### Report on Other Legal and Regulatory Requirements.

1. As required by section 143(3) of the Act, we report that:
  - a) we have sought and obtained all the information and explanations, which to the best of our knowledge and belief were necessary for the purposes of our audit;
  - b) in our opinion, proper books of account as required by law have been kept by the Company, so far as it appears from our examination of those books;
  - c) the Balance Sheet, Statement of Profit and Loss, including Other Comprehensive Income, the Cash Flow Statement and the Statement of Changes in Equity, dealt with by this report are in agreement with the books of account, as submitted to us;
  - d) in our opinion, the aforesaid standalone Ind AS financial statements comply with the accounting standards specified under Section 133 of the



Companies Act, read with Companies (Indian Accounting Standard) Rules, 2015 as amended;

- e) On the basis of written representations received from the directors, as on 31st March, 2020, and taken on record by the Board of Directors, none of the directors is disqualified as on 31st March, 2020 from being appointed as a director in terms of Section 164(2) of the Act;
- f) With respect to the adequacy of the internal financial controls over financial reporting of the Company and the operating effectiveness of such controls, refer to our separate report in Annexure – A. Our report expresses an unmodified opinion on the adequacy and operating effectiveness of the Company's internal financial controls over financial reporting.
- g) In our opinion and to the best of our information and according to the explanations given to us, the remuneration paid by the Company to its directors during the year is in accordance with the provisions of section 197 of the Act.
- h) With respect to the other matters to be included in the Auditor's Report in accordance with Rule 11 of

the Companies (Audit and Auditors) Rules, 2014, as amended in our opinion and to the best of our information and according to the explanations given to us:

- i. There were no pending litigations which would impact the financial position of the Company, except for pending litigation as referred to in Note No. 33
  - ii. The Company has made all material provisions, except as mentioned in the notes to accounts, if any, as required under the applicable law or accounting standards, for material foreseeable losses, if any, and as required on long-term contracts including derivative contracts.
  - iii. There were no amounts which were required to be transferred to the Investor Education and Protection Fund by the Company.
2. As required by the Companies (Auditor's Report) Order, 2016 ("the Order"), issued by the Central Government of India in terms of sub-section (11) of Section 143(11) of the Act, we give in the Annexure – B, a statement on the matters specified in paragraphs 3 and 4 of the Order, to the extent applicable.

**For SVK & ASSOCIATES**  
Chartered Accountants  
Firm Reg. No. - 118564W

SD/-

**Shilpang V. Karia**  
Partner  
M. No. - 102114  
UDIN : 20102114AAAACT2435

Place : Rajkot  
Date : 25.06.2020

## ANNEXURE – A TO THE INDEPENDENT AUDITOR’S REPORT

(Referred to in paragraph 1(f) under ‘Report on Other Legal and Regulatory Requirements’ section of our report to the Members of CAPTAIN POLYPLAST LIMITED of even date)

Report on the Internal Financial Controls under Clause (i) of Sub-section 3 of Section 143 of the Companies Act, 2013 (“the Act”)

We have audited the internal financial controls over financial reporting of CAPTAIN POLYPLAST LIMITED (“the Company”) as of 31st March 2020 in conjunction with our audit of the standalone financial statements of the Company for the year ended on that date.

### Management’s Responsibility for Internal Financial Controls

The Board of Directors of the Company is responsible for establishing and maintaining internal financial controls based on the internal control over financial reporting criteria established by the Company considering the essential components of internal control stated in the Guidance Note on Audit of Internal Financial Controls over Financial Reporting issued by the Institute of Chartered Accountants of India. These responsibilities include the design, implementation and maintenance of adequate internal financial controls that were operating effectively for ensuring the orderly and efficient conduct of its business, including adherence to respective company’s policies, the safeguarding of its assets, the prevention and detection of frauds and errors, the accuracy and completeness of the accounting records, and the timely preparation of reliable financial information, as required under the Companies Act, 2013.

### Auditor’s Responsibility

Our responsibility is to express an opinion on the internal financial controls over financial reporting of the Company based on our audit. We conducted our audit in accordance with the Guidance Note on Audit of Internal Financial Controls Over Financial Reporting (the “Guidance Note”) issued by the Institute of Chartered Accountants of India and the Standards on Auditing prescribed under Section 143(10) of the Companies Act, 2013, to the extent applicable to an audit of internal financial controls. Those Standards and the Guidance Note require that we comply with ethical requirements and plan and perform the audit to obtain reasonable assurance about whether adequate internal financial controls over financial reporting was established and maintained and if such controls operated effectively in all material respects. Our audit involves performing procedures to obtain audit evidence about the adequacy of the internal financial controls system over financial reporting and their operating effectiveness. Our audit of internal financial controls over financial reporting included obtaining an understanding of internal financial controls over financial reporting, assessing the risk that a material weakness exists, and testing and evaluating the design and operating effectiveness of internal control based on the assessed risk. The procedures selected depend on the auditor’s judgement, including the assessment of the risks of material misstatement of the financial statements, whether due to fraud or error.

We believe that the audit evidence we have obtained is sufficient and appropriate to provide a basis for our audit opinion on the internal financial controls system over financial reporting of the Company.

### Meaning of Internal Financial Controls over Financial Reporting

A company’s internal financial control over financial reporting is a process designed to provide reasonable assurance regarding the reliability of financial reporting and the preparation of financial statements for external purposes in accordance with generally accepted accounting principles. A company’s internal financial control over financial reporting includes those policies and procedures that (1) pertain to the maintenance of records that, in reasonable detail, accurately and fairly reflect the transactions and dispositions of the assets of the company; (2) provide reasonable assurance that transactions are recorded as necessary to permit preparation of financial statements in accordance with generally accepted accounting principles, and that receipts and expenditures of the company are being made only in accordance with authorizations of management and directors of the company; and (3) provide reasonable assurance regarding prevention or timely detection of unauthorized acquisition, use, or disposition of the company’s assets that could have a material effect on the financial statements.

### Inherent Limitations of Internal Financial Controls over Financial Reporting

Because of the inherent limitations of internal financial controls over financial reporting, including the possibility of collusion or improper management override of controls, material misstatements due to error or fraud may occur and not be detected. Also, projections of any evaluation of the internal financial controls over financial reporting to future periods are subject to the risk that the internal financial control over financial reporting may become inadequate because of changes in conditions, or that the degree of compliance with the policies or procedures may deteriorate.

### Opinion

In our opinion, to the best of our information and according to the explanations given to us, the Company has, in all material respects, an adequate internal financial controls system over financial reporting and such internal financial controls over financial reporting were operating effectively as at 31st March 2020 based on the internal control over financial reporting criteria established by the Company considering the essential components of internal control stated in the Guidance Note on Audit of Internal Financial Controls Over Financial Reporting issued by the Institute of Chartered Accountants of India.

**For SVK & ASSOCIATES**  
Chartered Accountants  
Firm Reg. No. - 118564W

SD/-  
**Shilpang V. Karia**  
Partner

Place : Rajkot  
Date : 25.062020

M. No. - 102114  
UDIN : 20102114AAAACT2435

## ANNEXURE - B TO THE INDEPENDENT AUDITOR'S REPORT

(Referred to in paragraph 2 under 'Report on Other Legal and Regulatory Requirements' section of our Report to the Members of CAPTAIN POLYPLAST LIMITED of even date)

### i. FIXED ASSETS:

- a. In our opinion, the company has generally maintained proper records showing full particulars including quantitative details and situation of fixed assets on the basis of available information.
- b. As explained to us, the Company has a program of verification to cover all the items of fixed assets in a phased manner which, in our opinion, is reasonable having regard to the size of the Company and the nature of its assets. As further explained to us, pursuant to the said program, certain fixed assets were physically verified by the management during the year. According to the said information and explanations given to us, no material discrepancies were noticed on such verification.
- c. According to the information and explanations given to us, the records examined by us and based on the examination of the conveyance deeds / registered sale deed provided to us, we report that, the title deeds, comprising all the immovable properties of land and buildings which are freehold, are held in the name of the Company as at the balance sheet date. In respect of immovable properties of land and building that have been taken on lease and disclosed as fixed assets in the financial statements, the lease agreements are in the name of the Company.

### ii. INVENTORIES:

- a. According to the information and explanation given to us, the inventories have been physically verified during the year by the management and in our opinion, the frequency of verification is reasonable.
- b. According to the information and explanation given to us, no material discrepancies were noticed on physical verification of inventories as compared to the book records.
- c. As explained to us by the management of the company, year-end physical verification of the inventory immediately after 31st March, 2020 was not undertaken due to COVID-19 lockdown situation, however it was undertaken for position as of 31st March, 2020, as soon as business operations were resumed at respective places where stock were lying.

### iii. LOANS:

According to the information and explanations given to us and on the basis of our examination of the books of account, the company has not granted any loans, secured or unsecured to companies, firms, Limited Liability Partnerships or other parties covered in the register maintained under Section 189 of the Companies

Act, 2013, during the year under review. Consequently, the provisions of clause (iii) of the order are not applicable to the company.

### iv. LOANS, INVESTMENTS & GUARANTEES:

According to the information and explanations given to us and on the basis of our examination of the books of account, the company has not granted any loans directly or indirectly to any directors or person or entities in which directors are interested and/or has not given any guarantee or provided any security in connection with loans taken by them;

According to the information and explanations given to us and on the basis of our examination of the books of accounts, the company has complied with the provisions of section 186 in respect of investments made in securities of other body corporate.

### v. DEPOSITS:

As explained to us, the company has not accepted any loans or deposits within meaning of Section 73 to 76 of the Companies Act, 2013 read with Rule 2(b) of the Companies (Acceptance of Deposits) Rules 2014, during the year under review. Consequently, the provisions of clause (v) of the order are not applicable to the company.

### vi. COST RECORDS:

We have broadly reviewed the cost records maintained by the Company pursuant to the Companies (Cost Records and Audit) Rules, 2014, prescribed by the Central Government under Section 148(1)(d) of the Companies Act, 2013 and are of the opinion that, prima facie, the prescribed accounts and cost records have been maintained. We have, however, not made a detailed examination of the cost records with a view to determine whether they are accurate or complete.

### vii. STATUTORY DUES:

- a. As per information and explanation available to us, undisputed statutory dues including provident fund, income-tax, goods and service tax, custom duty, cess and other material statutory dues have been generally regularly deposited with the appropriate authorities, applicable to it, though there had been some delays in certain cases. Further according to information explanation given to us, no undisputed statutory dues applicable to the company were outstanding as at 31st March, 2020 for a period of more than 6 months from the date they become payable, except for professional tax of Rs 17.44 lacs.
- b. According to the information and explanation available to us, there are no dues outstanding on account provident fund, income-tax, goods and service tax, custom duty, cess and other material statutory dues on account of dispute, except as follows:

Name of the status	Nature of dues	Amount under dispute Rs. In Lacs	Period to which amount relates	Forum where dispute is pending
The Income Tax Act, 1961	Income Tax (Incl. Int.) Disallowance of Sales Commission Exp.	4.76	AY 07-08	CIT (A)-IV Rajkot

#### viii. DUES TO FINANCIAL INSTITUTION, BANKS OR DEBENTURE HOLDER:

Based on our audit procedures and as per information and explanation given to us by the management of the company, we are of the opinion that company has not defaulted in repayment of dues to financial institutions and banks during the year under review. The company has not issued any debentures.

#### ix. TERM LOANS & PUBLIC ISSUE:

Based on the audit procedures performed and according to the information, explanations given to us, on an overall basis, the existing as well as new term loans have been applied for the purpose for which they were obtained. The company has not raised any money through a public issue during the year under review.

#### x. FRAUD:

Based upon the audit procedures performed and as per the information and explanation given by the management, we report that no fraud by the company or any fraud on the company by its officers / employees has been noticed or reported during the course of our audit.

#### xi. MANAGERIAL REMUNERATION:

In our opinion and according to the information and explanations given to us, the Company has paid/provided managerial remuneration in accordance with the requisite approvals mandated by the provisions of section 197 read with Schedule V to the Act.

#### xii. NIDHI COMPANY:

In our opinion, the company is not a nidhi company. Consequently, the provisions of clause (xii) of the order are not applicable to the company.

#### xiii. RELATED PARTY TRANSACTIONS:

Based upon the audit procedures performed and as per the information and explanation given by the management, all the transactions with the related parties are in compliance with Section 177 and 188 of the Companies Act, 2013 and have been duly disclosed in the financial statements, as required by the applicable accounting standards.

#### xiv. PREFERENTIAL ALLOTMENT / PRIVATE PLACEMENT:

Based on the audit procedures performed and according to the information and explanations given to us, the company has not made any preferential allotment or private placement of shares or fully or partly convertible debentures during the year under review. Consequently, the provisions of clause (xiv) of the order are not applicable to the company.

#### xv. NON-CASH TRANSACTIONS:

Based on the audit procedures performed and according to the information and explanations given to us, the company has not entered into any non-cash transactions with directors or persons connected with him. Consequently, the provisions of clause (xv) of the order are not applicable to the company.

#### xvi. REGISTRATION UNDER SECTION 45-IA OF RBI ACT, 1934:

According to the information and explanations given to us and based on our examination of the records of the company, the company is not required to be registered under section 45-IA of the Reserve Bank of India Act 1934.

For SVK & ASSOCIATES  
Chartered Accountants  
Firm Reg. No. - 118564W

SD/-

Shilpang V. Karia  
Partner

M. No. - 102114

UDIN : 20102114AAAACT2435

Place : Rajkot  
Date : 25.06.2020

## Balance Sheet

As At 31st March, 2020 (Standalone)

INR (In Rs.)

Particulars		Note Reference	As At 31 March 2020	As At 31 March 2019
<b>I.</b>	<b>ASSETS :</b>			
	<b>1. NON-CURRENT ASSETS :</b>			
(a)	Property, Plant & Equipments	3	167,670,430	107,672,342
(b)	Capital Work In Progress		-	71,915,665
(c)	Right of Use of Assets (Refer Note 48)		18,289,500	-
(d)	Investments accounted for using Equity Method	4	15,207,500	15,207,500
	<b>Sub Total</b>		<b>201,167,429</b>	<b>194,795,507</b>
	<b>Financial Assets</b>			
(a)	Investments	5	36,955,514	38,060,000
	<b>Sub Total</b>		<b>36,955,514</b>	<b>38,060,000</b>
	<b>Deferred Tax Assets</b>	6	<b>2,402,339</b>	<b>708,714</b>
	<b>Other Non Current Assets</b>			
(a)	Long Term Loans & Advances	7	50,265,914	50,265,360
(b)	Other Non Current Assets	8	-	187,837
	<b>Sub Total</b>		<b>50,265,914</b>	<b>50,453,196</b>
	<b>TOTAL NON-CURRENT ASSETS</b>		<b>290,791,196</b>	<b>284,017,417</b>
	<b>2. CURRENT ASSETS :</b>			
	Inventories	9	326,244,588	290,191,450
	<b>Sub Total</b>		<b>326,244,588</b>	<b>290,191,450</b>
	<b>Financial Assets</b>			
(a)	Trade Receivables	10	947,583,272	902,728,389
(b)	Cash and Cash Equivalents	11	32,494,836	17,146,582
	<b>Sub Total</b>		<b>980,078,108</b>	<b>919,874,971</b>
	<b>Other Current Assets</b>			
(a)	Short-term Loans and Advances	12	142,330,265	118,678,777
(b)	Other Current Assets	13	376,344,321	172,819,163
	<b>Sub Total</b>		<b>518,674,586</b>	<b>291,497,940</b>
	<b>TOTAL CURRENT ASSETS</b>		<b>1,824,997,282</b>	<b>1,501,564,360</b>
	<b>TOTAL ASSETS</b>		<b>2,115,788,478</b>	<b>1,785,581,778</b>
<b>II.</b>	<b>EQUITY AND LIABILITIES :</b>			
	<b>EQUITY</b>			
	Equity Share Capital	14	100,757,580	100,757,580
	Other Equity	15	433,012,442	310,026,173
	<b>Equity attributable to Owners</b>		<b>533,770,022</b>	<b>410,783,753</b>
	<b>TOTAL EQUITY</b>		<b>533,770,022</b>	<b>410,783,753</b>
	<b>LIABILITIES</b>			
	<b>NON-CURRENT LIABILITIES :</b>			
	<b>Financial Liabilities</b>			
	- Borrowings	16	88,030,700	70,275,088
	<b>Sub Total</b>		<b>88,030,700</b>	<b>70,275,088</b>
	Government Grants	17	1,763,866	1,763,866
	Other Non Current Liabilities (Refer Note 48)		18,943,626	-
	<b>Sub Total</b>		<b>20,707,492</b>	<b>1,763,866</b>
	<b>TOTAL NON-CURRENT LIABILITIES</b>		<b>108,738,192</b>	<b>72,038,954</b>



## Balance Sheet

As At 31st March, 2020 (Standalone)

INR (In Rs.)

Particulars		Note Reference	As At 31 March 2020	As At 31 March 2019
<b>CURRENT LIABILITIES</b>				
<b>Financial Liabilities</b>				
(a)	Short-Term Borrowings	18	623,772,742	489,724,440
(b)	Trade Payables	19		
	Total Outstanding Dues of Micro Enterprises & Small Enterprises		122,719,854	118,492,335
	Total Outstanding Dues of Creditors other than Micro Enterprises & Small Enterprises		543,870,033	334,835,788
(c)	Other Financial Liabilities	20	36,004,948	69,593,250
	<b>Sub Total</b>		<b>1,326,367,577</b>	<b>1,012,645,813</b>
	Provisions	21	620,879	932,245
	Employee Benefit Obligations	22	8,147,409	6,523,880
	Current Tax Liabilities	23	46,050,000	28,000,000
	Other Current Liabilities	24	92,094,399	254,657,133
	<b>Sub Total</b>		<b>146,912,687</b>	<b>290,113,258</b>
<b>TOTAL CURRENT LIABILITIES</b>			<b>1,473,280,264</b>	<b>1,302,759,071</b>
<b>TOTAL LIABILITIES</b>			<b>1,582,018,456</b>	<b>1,374,798,025</b>
<b>TOTAL EQUITY AND LIABILITIES</b>			<b>2,115,788,478</b>	<b>1,785,581,778</b>
Accompanying Notes forming part of the Financial Statements		1 to 53		

As per our report of even date attached  
**For SVK & ASSOCIATES**  
 Chartered Accountants  
 Firm Reg. No. - 118564W

SD/-  
**Shilpang V. Karia**  
 Partner  
 M. No. - 102114  
 UDIN : 20102114AAAACT2435

Place : Rajkot  
 Date : 25.06.2020

On behalf of the Board of Directors  
**FOR, CAPTAIN POLYPLAST LTD.**

SD/-  
**R. D. Khichadia**  
 Managing Director  
 DIN : 00087859

SD/-  
**Kaushik Mori**  
 Chief Financial Officer

SD/-  
**A. K. Patel**  
 Wholetime Director  
 DIN : 00127951

SD/-  
**Khyati S. Mehta**  
 Company Secretary

## Statement of Profit and Loss

For The Year Ended On 31st March, 2020 (Standalone)

INR (In Rs.)

Particulars		Note Reference	For the Year 31 March 2020	For the Year 31 March 2019
I.	Revenue from Operation	25	1,862,262,684	1,492,239,750
II.	Other Income	26	33,123,491	11,378,903
III.	Total Revenue ( I + II )		1,895,386,175	1,503,618,654
IV.	Expenses :			
1.	Cost of Materials and Stores Consumed	27	1,151,861,147	1,045,348,407
2.	Changes in Inventories of Finished Goods, Work-inprocess and Stock-in-trade	28	(19,820,301)	(103,298,207)
3.	Employee Benefits Expenses	29	109,003,140	91,778,352
4.	Financial Costs	30	101,007,514	73,529,445
5.	Depreciation and Amortization Expenses	3	42,155,687	18,029,055
6.	Other Expenses	31	338,874,523	279,643,123
	<b>Total Expenses</b>		<b>1,723,081,709</b>	<b>1,405,030,175</b>
V.	Profit Before Tax ( III - IV )		172,304,466	98,588,478
VI.	Tax Expenses :			
1.	Current tax - Pertaining to Current Year		(46,240,757)	(28,009,452)
2.	Current tax - Pertaining to Prior Year		(1,774,513)	-
3.	Deferred Tax		1,693,624	1,412,195
	<b>Total Tax Expenses</b>		<b>(46,321,646)</b>	<b>(26,597,256)</b>
VII.	Profit(Loss) for the period		125,982,820	71,991,222
	<b>Other Comprehensive Income, net of income tax</b>	26		
(a)	i) items that will not be reclassified to profit and loss		(757,935)	(33,974)
	ii) income tax relating to items that will not be reclassified to profit and loss		190,757	9,452
(b)	i) items that will be reclassified to profit and loss		-	-
	ii) income tax relating to items that will be reclassified to profit and loss		-	-
VIII.	<b>Total Other Comprehensive Income, net of income tax</b>		<b>(567,178)</b>	<b>(24,522)</b>
IX.	<b>Total Comprehensive Income, net of income tax (VII + VIII)</b>		<b>125,415,642</b>	<b>71,966,700</b>
X.	Earning per equity share :			
	Basic & Diluted (Refer Note No. 32)		2.49	1.43
Accompanying Notes forming part of the Financial Statements		1 to 53		

As per our report of even date attached  
**For SVK & ASSOCIATES**  
 Chartered Accountants  
 Firm Reg. No. - 118564W

SD/-  
**Shilpang V. Karia**  
 Partner  
 M. No. - 102114  
 UDIN : 20102114AAAACT2435

Place : Rajkot  
 Date : 25.062020

On behalf of the Board of Directors  
**FOR, CAPTAIN POLYPLAST LTD.**

SD/-  
**R. D. Khichadia**  
 Managing Director  
 DIN : 00087859

SD/-  
**Kaushik Mori**  
 Chief Financial Officer

SD/-  
**A. K. Patel**  
 Wholetime Director  
 DIN : 00127951

SD/-  
**Khyati S. Mehta**  
 Company Secretary

## Cash Flow Statement

For The Year Ended 31st March, 2020 (Standalone)

INR (In Rs.)

Particulars		For the Year 31 March 2020	For the Year 31 March 2019
<b>A.</b>	<b>Cash Flow from Operating Activity</b>		
	Profit before tax	172,304,466	98,588,478
	Add : Adjustments for		
	Depreciation & Amortization Expenses	42,155,687	18,029,055
	Interest Received / Other Non Operative Receipts	(30,606,683)	(10,244,420)
	Other Comprehensive Income	(757,935)	(33,974)
	(Profit) / Loss on sale of assets	(13,772)	-
	Finance Cost	101,007,514	73,529,445
	<b>Operating profit before working capital changes</b>	<b>284,089,277</b>	<b>179,868,584</b>
	Adjustment for :		
	(Increase) / Decrease in Inventory	(36,053,138)	(80,650,531)
	(Increase) / Decrease in Trade Receivables	(44,854,883)	(384,446,464)
	(Increase) / Decrease in Loans and Advances	(13,328,239)	(47,355,716)
	Increase / (Decrease) in Current & Non Current Liabilities and Provisions	18,422,890	395,027,639
	(Increase) / Decrease in Other Current Assets (to the extent not written off)	(203,525,158)	(91,172,112)
	<b>Cash Generated from Operation</b>	<b>4,750,749</b>	<b>(28,728,600)</b>
	Taxes paid	(40,098,316)	(34,852,558)
	<b>Net Cash Flow from Operating Activity</b>	<b>(35,347,567)</b>	<b>(63,581,158)</b>
<b>B.</b>	<b>Cash Flow from Investing Activity</b>		
	(Increase) / Decrease in Property, Plant & Equipments (net)	(18,687,780)	(90,772,862)
	(Increase) / Decrease in Investments	1,104,486	(831,922)
	(Increase) / Decrease in Non-Current Assets	187,837	187,837
	(Profit) / Loss on sale of assets	13,772	-
	Interest Received / Other Non Operative Receipts	30,606,683	10,244,420
	<b>Net Cash Flow from Investing Activities</b>	<b>13,224,998</b>	<b>(81,172,528)</b>
<b>C.</b>	<b>Cash Flow from Financing Activity</b>		
	Increase / (Decrease) in Long Term & Borrowings	17,755,612	41,764,998
	Increase / (Decrease) in Short Term & Borrowings	134,048,302	183,741,996
	Finance Cost	(101,007,514)	(73,529,445)
	Payment of Principal Portion of Lease Liability	(10,896,203)	-
	Dividend & Dividend Distribution Tax (DDT)	(2,429,372)	(2,429,372)
	<b>Net Cash Flow from Financing Activities</b>	<b>37,470,825</b>	<b>149,548,177</b>
	<b>Net Increase / (Decrease) in Cash and Cash Equivalents</b>	<b>15,348,254</b>	<b>4,794,491</b>
	<b>Opening Balance of Cash and Cash Equivalents</b>	<b>17,146,582</b>	<b>12,352,091</b>
	<b>Closing Balance of Cash and Cash Equivalents</b>	<b>32,494,836</b>	<b>17,146,582</b>
	<b>Components of Cash and Cash Equivalents</b>	<b>For the Year 31 March 2020</b>	<b>For the Year 31 March 2019</b>
	<b>Cash on hand &amp; Equivalents</b>		
	- Cash on hand	1,713,331	983,256
	<b>Balances with Scheduled Banks</b>		
	- In Current Accounts	1,326,487	287,927
	- In Earmarked Accounts	29,455,019	15,875,399
		<b>32,494,836</b>	<b>17,146,582</b>

## Cash Flow Statement

For The Year Ended 31st March, 2020 (Standalone)

**Notes:**

1. The above Cash Flow Statement has been prepared under the "Indirect Method" as set out in the Accounting Standard 3 on "Cash Flow Statement" issued by ICAI.
2. Figures of Cash & Cash Equivalents have been taken from Note 11

As per our report of even date attached  
**For SVK & ASSOCIATES**  
Chartered Accountants  
Firm Reg. No. - 118564W

SD/-  
**Shilpang V. Karia**  
Partner  
M. No. - 102114  
UDIN : 20102114AAAACT2435

Place : Rajkot  
Date : 25.06.2020

On behalf of the Board of Directors  
**FOR, CAPTAIN POLYPLAST LTD.**

SD/-  
**R. D. Khichadia**  
Managing Director  
DIN : 00087859

SD/-  
**Kaushik Mori**  
Chief Financial Officer

SD/-  
**A. K. Patel**  
Wholetime Director  
DIN : 00127951

SD/-  
**Khyati S. Mehta**  
Company Secretary

## Statement of Changes in Equity

For The Year Ended On 31st March, 2020 (Standalone)

Particulars		Number of Shares	Amount (In Rs.)			
<b>A.</b>	<b>EQUITY SHARE CAPITAL :</b>					
	ISSUED, SUBSCRIBED AND PAID UP CAPITAL					
	EQUITY SHARES OF RS. 2/- EACH (PREVIOUS YEAR RS. 2/- EACH)					
	<b>As At 1st April, 2018</b>	<b>10,075,758</b>	<b>100,757,580</b>			
	Add : New Shares Alloted during the year 18-19	-	-			
	Add : Sub-Division of Shares (Refer Note)	40,303,032	-			
	<b>As At 1st April, 2019</b>	<b>50,378,790</b>	<b>100,757,580</b>			
	Add : New Shares Alloted during the year 19-20	-	-			
	<b>As At 31st March, 2020</b>	<b>50,378,790</b>	<b>100,757,580</b>			
<b>B.</b>	<b>OTHER EQUITY :</b>					
Particulars	Reserves & Surplus			Retained Earnings	Other Comprehensive Income	Total
	Securities Premium	General Reserve	Balance in Statement of P&L			
<b>Balance as on 01.04.18</b>	13,477,670	421,308	229,797,056	620,122	(3,827,310)	240,488,846
Profit for the year	-	-	71,991,222	-	(24,522)	71,966,700
Dividend	-	-	(2,015,152)	-	-	(2,015,152)
Dividend Distribution Tax	-	-	(414,220)	-	-	(414,220)
<b>Balance as on 31.03.19</b>	<b>13,477,670</b>	<b>421,308</b>	<b>299,358,906</b>	<b>620,122</b>	<b>(3,851,833)</b>	<b>310,026,173</b>
<b>Balance as on 01.04.19</b>	13,477,670	421,308	299,358,906	620,122	(3,851,833)	310,026,173
Profit for the year	-	-	125,982,820	-	(567,178)	125,415,642
Dividend	-	-	(2,015,152)	-	-	(2,015,152)
Dividend Distribution Tax	-	-	(414,222)	-	-	(414,222)
<b>Balance as on 31.03.20</b>	<b>13,477,670</b>	<b>421,308</b>	<b>422,912,352</b>	<b>620,122</b>	<b>(4,419,011)</b>	<b>433,012,442</b>

### Notes:

During the period under review, equity share of face value of Rs. 10/- each has been sub divided into five equity shares of face value of Rs. 2/- each w.e.f. 19.09.2018 (i.e.10075758 shares sub divided into 50378790 shares ). Henceforth, EPS for the year ended 31st March, 2019 has have been calculated considering face value Rs.2/- per share.

As per our report of even date attached  
**For SVK & ASSOCIATES**  
 Chartered Accountants  
 Firm Reg. No. - 118564W

On behalf of the Board of Directors  
**FOR, CAPTAIN POLYPLAST LTD.**

SD/-  
**Shilpang V. Karia**  
 Partner  
 M. No. - 102114  
 UDIN : 20102114AAAACT2435

SD/-  
**R. D. Khichadia**  
 Managing Director  
 DIN : 00087859

SD/-  
**A. K. Patel**  
 Wholetime Director  
 DIN : 00127951

Place : Rajkot  
 Date : 25.06.2020

SD/-  
**Kaushik Mori**  
 Chief Financial Officer

SD/-  
**Khyati S. Mehta**  
 Company Secretary



# Notes Forming Part of Standalone Financial Statements

## For The Financial Year 2019-20

### 1. Corporate Information

Captain Polyplast Ltd. ("the company") having its manufacturing facilities at Shapar (Veraval), Rajkot, is engaged in the business of manufacturing and selling of quality Micro Irrigation Systems and allied products. Further, the company also undertakes installation of micro irrigation systems, providing of agronomical services to farmers and also carrying out business activities on DCA cum CS basis of Indian Oil Corporation Ltd. (IOCL) of Polymer Business.

### 2. Significant accounting policies:

#### (i) Basis of preparation

These standalone financial statements are prepared to comply in all material aspects with Indian Accounting Standards (Ind AS) notified under section 133 of the Companies Act, 2013 (the Act) read with Companies (Indian Accounting Standards) Rules, 2015; and other relevant provisions of Companies Act, 2013 and the rules made thereunder.

The financial statements are prepared on accrual basis of accounting under historical cost convention in accordance with generally accepted accounting principles in India and the relevant provisions of the Companies Act, 2013 including Indian Accounting Standards notified thereunder, except for certain financial assets liabilities measured at fair value.

#### (ii) Use of Estimates:

The preparation and presentation of financial statements requires the management to make estimates, judgements and assumptions that affect the amounts of assets and liabilities reported as on the date of financial statements and the reported amount of revenues and expenses during the reporting period. Accounting estimates could change from period to period. Actual results could differ from these estimates. Appropriate changes in estimates are made as and when the Management becomes aware of the changes in the circumstances surrounding the estimates. Changes in estimates are reflected in the financial statements in the period in which the changes are made and if material, their effects are disclosed in the notes to the financial statements.

Information about significant areas of estimation, uncertainty and critical judgements in applying accounting policies that may have significant impact on the amounts recognized in the financial statements are as below:

- Useful lives of property, plant & equipment
- Measurement of defined benefit obligations
- Provisions & contingencies.

#### (iii) Property, Plant & Equipment

All the items of property, plant & equipment are stated at historical cost net of recoverable taxes, less accumulated depreciation and impairment loss, if any. The cost of an Property, Plant & Equipment comprises its purchase price or construction cost, any costs directly attributable to bringing the asset into its present location and the condition necessary for it to be capable of operating in the manner intended by the management, and also taking into account the initial estimate of any decommissioning obligation, if any, and Borrowing Costs for the assets that necessarily take a substantial period of time to get ready for their intended use. Subsequent costs are included in the asset's carrying amount or recognized as a separate asset, as appropriate, only when it is probable that future economic benefits associated with the item will flow to the Company and the cost of the item can be measured reliably. The estimated useful lives of assets are in accordance with the Schedule II of the Companies Act, 2013.

Gains or losses arising from de-recognition / disposal of a Property, Plant and Equipment are measured as the difference between the net disposal proceeds and the carrying amount of the asset and are recognized in the Statement of Profit and Loss when the asset is derecognized / disposed off.

#### (iv) Depreciation / Amortization:

The company has charged depreciation on Property, Plant & Equipment on Written Down Value (WDV) method on the basis of useful life / remaining useful life and in the manner as prescribed in, Part C, Schedule II of the Companies Act, 2013. Depreciation on additions/ disposals during the year has been provided on pro-rata basis with reference to the nos. of days utilized. Depreciation on additions/ disposals during the year has been provided on pro-rata basis.

Details of useful life of an asset and its residual value estimated by the management:-

Type of Asset	Useful Life As Per Management's Estimate
Factory Building	30 Years
Plant & Machineries	15 Years
Furniture & Fixtures	10 Years
Computers	3 Years
Vehicles	8 Years
Windmill Plant & Machinery	22 Years

#### (v) Impairment of Assets

At each balance sheet date, the company reviews the carrying amounts of its assets to determine whether

there is any indication that those assets suffered any impairment loss. If any such indication exists or when annual impairment testing for an asset is required, the recoverable amount of the asset is estimated in order to determine the extent of impairment loss. An impairment loss, if any, is recognized in the Statement of Profit and Loss to the extent, asset's carrying amount exceeds its recoverable amount. The recoverable amount is higher of an asset's fair value less cost of disposal and value in use.

#### (vi) Leasing:

At the date of commencement of the lease, the Company recognizes a right-of-use asset ("ROU") and a corresponding lease liability for all lease arrangements in which it is a lessee, except for leases with a term of twelve months or less (short-term leases) and low value leases. For these short term and low value leases, the Company recognizes the lease payments as an operating expense on a straight-line basis over the term of the lease.

Certain lease arrangements includes the options to extend or terminate the lease before the end of the lease term. ROU assets and lease liabilities includes these options when it is reasonably certain that they will be exercised.

The right-of-use assets are initially recognized at cost, which comprises the initial amount of the lease liability adjusted for any lease payments made at or prior to the commencement date of the lease plus any initial direct costs less any lease incentives. They are subsequently measured at cost less accumulated depreciation and impairment losses.

The company has entered into operating lease arrangements for premises like admin offices, godowns, branch offices, etc. These rent agreements are cancellable and are usually renewable by mutual consent of both the parties. Rental payments recognized in the Statement of Profit & Loss are as under:

Particulars	INR (In lakhs)	
	FY 2019-20	FY 2018-19
Rental Payments	56.28	76.82

#### Lease disclosures (entity as a lessee) Transition :

Effective from 1st April, 2019, the Company adopted Ind AS 116 "Leases", applied to material contracts having lease component existing on the transition date using the modified retrospective method. Accordingly, comparatives for the year ended 31st March, 2019 have not been retrospectively adjusted. The Company has measured the Right of Use Assets (RoU) and Lease Liability based on remaining lease period. On such date, the adoption of new standard resulted in recognition of RoU and Lease Liability of Rs. 298.40 Lacs. The effect of this adoption is insignificant on the profits of the period and earnings per share.

#### (vii) Financial Instruments

A financial instrument is any contract that gives rise to a financial asset of one entity and a financial liability or equity instrument of another entity.

##### Financial Assets

##### Initial Recognition and Measurement

A financial asset is recognized in the balance sheet when the Company becomes party to the contractual provisions of the instrument. At initial recognition, the company measures a financial asset taking into account transactions cost that are directly attributable to the acquisition or issue of the financial asset.

##### Subsequent Measurement

##### a. Financial Assets measured at Amortized Cost (AC)

A Financial Asset is measured at Amortized Cost if it is held within a business model whose objective is to hold the asset in order to collect contractual cash flows and the contractual terms of the Financial Asset give rise on specified dates to cash flows that are solely payments of principal and interest on the principal amount outstanding

##### b. Financial Assets measured at Fair Value through Other Comprehensive Income (FVTOCI)

A Financial Asset is measured at FVTOCI if it is held within a business model whose objective is achieved by both collecting contractual cash flows and selling Financial Assets and the contractual terms of the Financial Asset give rise on specified dates to cash flows that are solely payments of principal and interest on the principal amount outstanding.

##### c. Financial Assets measured at Fair Value Through Profit or Loss (FVTPL)

Financial Assets which is not classified in any of the above categories are measured at FVTPL.

##### Investment in Associate

The Company has accounted for its investments in Subsidiaries at Cost of acquisition less impairment loss, if any.

##### Other Equity Investments

##### Share Holding by Captain Polyplast Ltd : (Unquoted)

2,50,000/- Equity Shares of Rs. 10/- each (Captain Engineering Pvt .Ltd.) out of total 17,00,000/- fully paid up Equity Shares of Rs. 10/- each, representing 17.41% of total share holding. The company is into the business of manufacturing of submersible pumps and their related parts.

The company measures its equity investment (other than investment forming part of interest in associate) at fair value. The company's management has elected to present fair value gain and losses on equity investments in other comprehensive income.

Dividends from such investments are recognized in profit & loss as other income when the Company's right to receive the same is established. In the opinion of the management of the company, book value per share is only the realizable value / fair value per share as on 31st March 2020, looking to the composition of the assets of the investee company.

Other quoted investments being investments in Mutual Funds are measured at fair value through Other Comprehensive Income.

#### **Inventories**

Inventories of Raw Materials and Finished Goods (including goods in transit) are stated at cost or net realizable value, whichever is lower. Inventories of Waste & Scrap are valued at Net Realizable Value. Cost comprises all cost of purchase, cost of conversion and other costs incurred in bringing the inventories to their present location and condition. Cost formula used is 'First in first Out Method'. Due allowance is estimated and made for defective and obsolete items, wherever necessary, based on the past experience of the Company.

#### **Trade Receivables**

Trade receivables are amounts due from customers for sale of goods or services performed in the ordinary course of business. Trade receivables are initially recognized at its transaction amount which is considered to be its fair value and are classified as current assets as it is expected to be received within the normal operating cycle of the business.

#### **Cash and Cash Equivalents**

Cash and cash equivalents in the cash flow statement comprise cash at bank and in hand, and fixed deposits, that are readily convertible to know amounts of cash and which are subject to an insignificant risk of change in value.

Cash flows are reported using the indirect method, whereby profit before tax is adjusted for the effects of transactions of non-cash nature, any deferrals or accruals of past or future operating cash receipts or payments and item of income or expenses associated with investing or financing cash flows. Cash flows from operating, investing and financing activities of the Company are segregated, accordingly.

#### **Financial Liabilities**

##### **Borrowings**

Borrowings are initially recorded at fair value and subsequently measured at amortized costs using effective interest method. Transaction costs are charged to statement of profit and loss as financial expenses over the term of borrowing.

##### **Trade Payables**

Trade payables are amounts due to vendors for

purchase of goods or services acquired in the ordinary course of business and are classified as current liabilities to the extent it is expected to be paid within the normal operating cycle of the business.

#### **(viii) Provisions, contingent liabilities and contingent assets :**

A provision is recognized when the company has a present obligation as a result of past events and it is probable that an outflow of resources will be required to settle the obligation, in respect of which a reliable estimate can be made. Provisions are not discounted to their present value and are determined based on best estimates required to settle the obligation at the balance sheet date. These are reviewed at each balance sheet date and adjusted to reflect the current best estimates. A contingent liability is a possible obligation that arises from past events whose existence will be confirmed by the occurrence or non-occurrence of one or more uncertain future events beyond the control of the company or a present obligation that is not recognized because it is not probable that an outflow of resources will be required to settle the obligation. A contingent liability also arises in extremely rare cases where there is a liability that cannot be recognized because it cannot be measured reliably.

Contingent liabilities are disclosed by way of notes to the accounts.

Contingent assets are not recognized.

#### **(ix) Government Grants & Assistance :**

This includes cash subsidy being received from State Government and District Industries Center (DIC) for fixed assets being non-repayable.

#### **(x) Revenue Recognition :**

Revenue is recognized to the extent that it is probable that the economic benefits will flow to the company and the revenue can be reliably measured.

##### **Sales of Goods :**

Sales are recognized when significant risks and rewards of ownership of goods have been passed to the buyer, recovery of the consideration is probable, the associated cost can be estimated reliably and the amount of revenue can be measured reliably.

##### **Power Generation Income :**

Power generation income was recognized on the basis of electrical units generated and eligible for captive consumption or captive consumed or sold as shown in the power generation reports issued by the concerned authorities. Power generation income was booked as the per unit electricity rate, being paid by the company / actually sold by the company.

##### **Interest :**

Revenue is recognized on a time proportion basis taking into account the amount outstanding and the rate applicable.

**Agronomy Consultancy Income :**

Revenue is recognized on the basis of completion of services being provided to farmers in relation to crops and irrigation system

**Installation Income :**

Revenue is recognized on the basis of completion of services being provided.

**Jobwork Income :**

Revenue is recognized on the basis of completion of services being provided.

**Land Trenching Income :**

Revenue is recognized on the basis of completion of services being provided.

**Dividend Income :**

Dividend Income is recognized when the Company's right to receive the amount has been established.

**(xi) Retirement Benefits and other employee benefits :****Defined Contribution Plans :**

Defined contribution to provident fund is charged to the profit and loss account on accrual basis.

**Defined Benefit Plans :**

Provision for gratuity liability is provided based on actuarial valuation made at the end of the financial year. Re-measurement of Defined Benefit Plan in respect of post-employment are charged to the Other Comprehensive Income.

Leave encasement expenditure, if any, is charged to profit and loss account at the time of leave encased and paid. Bonus expenditure is charged to profit and loss account on accrual basis.

**(xii) Foreign Currency Transactions :**

Transactions denominated in foreign currencies are recorded at the exchange rate prevailing on the date of transaction. Exchange difference arising on settlement of transactions is recognized as income or expense in the year in which they arise.

Monetary assets and liabilities related to foreign currency transactions outstanding at the balance sheet date are translated at the exchange rate prevailing on that date and the net gain or loss is recognized in the profit and loss account.

Foreign currency translation differences relating to liabilities incurred for purchasing of fixed assets from foreign countries are adjusted in the carrying cost of fixed asset for differences up to the year-end in the year of acquisition, whereas differences arising thereafter to be recognized in the profit and loss account. All other foreign currency gain or losses are recognized in the profit and loss account.

**(xiii) Borrowing Cost :**

Borrowing costs that are directly attributable to the acquisition, construction or production of qualifying assets are capitalized as part of the cost of such assets. A qualifying asset is one that necessarily takes substantial period of time to get ready for intended use. Costs incurred in raising funds are amortized equally over the period for which the funds are acquired. All other borrowing costs are charged to profit and loss account.

**(xiv) Taxes on Income**

Tax expenses comprise Current Tax / Minimum Alternate Tax (MAT) and deferred tax charge or credit.

**Current Tax :**

Provision for current tax / Minimum Alternate Tax (MAT) is made based on tax liability computed after considering tax allowances and exemptions, in accordance with the provisions of The Income Tax Act, 1961.

**Deferred Tax :**

Deferred tax assets and liability is recognized, on timing differences, being the differences between taxable income and accounting income that originate in one period and are capable of reversal in one or more subsequent periods. Deferred tax assets arising mainly on account of brought forward losses, unabsorbed depreciation and minimum alternate tax under tax laws, are recognized, only if there is a virtual certainty of its realization, supported by convincing evidence. At each Balance Sheet date, the carrying amount of deferred tax assets are reviewed to reassure realization. The deferred tax asset and deferred tax liability is calculated by applying tax rate and tax laws that have been enacted or substantively enacted by the Balance Sheet date.

**(xv) Earnings/(Loss) per Share :**

Basic earnings/(loss) per share are calculated by dividing the net profit / (loss) for the period attributable to equity shareholders by the weighted average number of equity shares outstanding during the period. The weighted average number of equity shares outstanding during the period are adjusted for any bonus shares issued during the year and also after the balance sheet date but before the date the financial statements are approved by the board of directors.

**(xvi) Segment Reporting :**

The Chief Operational Decision Maker (CODM) monitors the operating results of its business segments separately for the purpose of making decisions about resource allocation and performance assessment. Segment performance is evaluated based on the profit or loss and is measure consistently with the profit or loss in the financial statements. Operating segments are reported in a manner consistent with the internal reporting provided to CODM.

In accordance with Ind AS - 108 - "Operating Segments", the Company has identified its business segment as "Manufacturing of Micro Irrigation Systems & Allied Products" and "DCA cum CS of Indian Oil Corporation Ltd. (IOCL) - Polymer Business". There are no other primary reportable segments. The major and material activities of the company are restricted to only one geographical segment i.e. India, hence the secondary segment disclosures are also not applicable.

**(xvii) De-recognition:**

The Company derecognizes a Financial Asset when the contractual rights to the cash flows from the Financial Asset expire or it transfers the Financial Asset and the

transfer qualifies for de-recognition under Ind AS 109. A Financial liability (or a part of a Financial liability) is derecognized from the Company's Balance Sheet when the obligation specified in the contract is discharged or cancelled or expires.

**(xviii) Offsetting:**

Financial Assets and Financial Liabilities are offset and the net amount is presented in the balance sheet when, and only when, the Company has a legally enforceable right to set off the amount and it intends, either to settle them on a net basis or to realize the asset and settle the liability simultaneously.

As per our report of even date attached  
**For SVK & ASSOCIATES**  
Chartered Accountants  
Firm Reg. No. - 118564W

SD/-  
**Shilpang V. Karia**  
Partner  
M. No. - 102114  
UDIN : 20102114AAAACT2435

Place : Rajkot  
Date : 25.06.2020

On behalf of the Board of Directors  
**FOR, CAPTAIN POLYPLAST LTD.**

SD/-  
**R. D. Khichadia**  
Managing Director  
DIN : 00087859

SD/-  
**Kaushik Mori**  
Chief Financial Officer

SD/-  
**A. K. Patel**  
Wholetime Director  
DIN : 00127951

SD/-  
**Khyati S. Mehta**  
Company Secretary



## Notes Forming Part of Standalone Financial Statements

For The Financial Year 2019-20

### 3. PROPERTY, PLANT & EQUIPMENTS :

Sr. No.	Particulars	Gross Block			Depreciation			Net Block		
		Balance as at 01 April 2019	Additions	Disposal	Balance as at 31 March 2020	Balance as at 01 April 2019	For The Year	Disposal	Balance as at 31 March 2020	Balance as at 31 March 2019
<b>I.</b>	<b>Tangible Assets :</b>									
	Factory Land	1,935,768	-	-	1,935,768	-	-	-	1,935,768	1,935,768
	Open Plot of land	141,816	-	-	141,816	-	-	-	141,816	141,816
	Open Plot of land - Branch	5,848,380	-	-	5,848,380	-	-	-	5,848,380	5,848,380
	Factory Buildings	29,794,267	27,036,857	-	56,831,125	9,974,784	3,530,069	-	13,504,853	19,819,483
	Plant & Machinery	150,196,970	60,832,823	-	211,029,793	94,453,912	22,404,745	-	116,858,657	55,743,058
	Furniture & Fixtures	11,465,089	1,790,646	-	13,255,735	8,476,398	1,115,103	-	9,591,501	2,988,691
	Computer System	5,452,882	959,347	-	6,412,228	4,687,351	747,274	-	5,434,625	765,531
	Vehicles	10,938,289	-	384,666	10,553,623	9,605,226	413,768	368,438	9,650,556	1,333,063
	Wind Turbine	48,606,458	-	-	48,606,458	29,509,906	2,394,398	-	31,904,304	19,096,552
	<b>Total</b>	<b>264,379,919</b>	<b>90,619,673</b>	<b>384,666</b>	<b>354,614,926</b>	<b>156,707,577</b>	<b>30,605,357</b>	<b>368,438</b>	<b>186,944,496</b>	<b>107,672,342</b>
	Previous Year Total	245,483,793	18,945,769	49,644	264,379,919	138,719,992	18,029,055	41,470	156,707,577	106,763,801
<b>II.</b>	<b>Capital Work-in-progress</b>									
	Furniture - Kurnool	326,030	972,209	1,298,239	-	-	-	-	-	326,030
	Plant & Machinery Kurnool	42,832,072	1,387,500	44,219,572	-	-	-	-	-	42,832,072
	Electrification Kurnool	4,057,681	1,048,660	5,106,341	-	-	-	-	-	4,057,681
	Factory Building Kurnool	24,699,882	2,336,975	27,036,857	-	-	-	-	-	24,699,882
	<b>Total</b>	<b>71,915,665</b>	<b>5,745,344</b>	<b>77,661,009</b>	-	-	-	-	-	<b>71,915,665</b>
	Previous Year Total	80,399	81,781,725	9,946,458	71,915,665	-	-	-	-	80,399

Depreciation on Tangible Assets	30,605,357
Depreciation on Right of Use Assets (Refer Note 48)	11,550,330
<b>Total Depreciation for the year</b>	<b>42,155,687</b>

## Notes Forming Part of Standalone Financial Statements

For The Year Ended 31 March, 2020

INR (In Rs.)

Particulars		As At 31 March 2020	As At 31 March 2019
<b>4.</b>	<b>INVESTMENTS ACCOUNTED FOR USING EQUITY METHOD :</b>		
	<b>Quoted :- ( At Cost )</b>		
	1230600(Previous 1230600) Equity Share- Captain Pipes Ltd.	15,207,500	15,207,500
	Market Value Rs. 22,150,800 (Rs. 36,979,530)		
	<b>Total</b>	<b>15,207,500</b>	<b>15,207,500</b>
<b>5.</b>	<b>NON-CURRENT INVESTMENT :</b>		
	<b>Unquoted :- (Measured At Fair Market Value through OCI)</b>	1,813,987	2,500,000
	250000(Previous 250000) Equity Share- Captain Eng. Pvt. Ltd.		
	<b>Quoted :- (Measured At Fair Market Value through OCI)</b>		
	SBI MUTUAL FUND	5,152,044	7,537,798
	SBI DYNAMIC BOND FUND	16,158,017	14,849,520
	SBI REGULAR SAVING FUND	10,831,466	10,172,682
	SARDAR SAROVAR NIGAM LTD (BONDS)	3,000,000	3,000,000
	<b>Total</b>	<b>36,955,514</b>	<b>38,060,000</b>
<b>6.</b>	<b>DEFERRED TAX ASSETS (NET)</b>		
	<b>Deferred Tax Liabilities</b>		
	Related to Property, Plant & Equipments	-	1,191,039
	<b>(a)</b>	<b>-</b>	<b>1,191,039</b>
	<b>Deferred Tax Assets</b>		
	Related to Property, Plant & Equipments	351,799	-
	Related to statutory dues	2,050,540	1,899,754
	<b>(b)</b>	<b>2,402,339</b>	<b>1,899,754</b>
	<b>Total (b-a)</b>	<b>2,402,339</b>	<b>708,714</b>
<b>7.</b>	<b>LONG TERM LOANS AND ADVANCES :</b>		
	(Unsecured and considered good as certified by the management)		
	Security Deposits	50,265,914	50,265,360
	<b>Total</b>	<b>50,265,914</b>	<b>50,265,360</b>
<b>8.</b>	<b>OTHER NON-CURRENT ASSETS :</b>		
	(Unsecured and considered good as certified by the management)		
	Unamortized Expenses	-	187,837
	<b>Total</b>	<b>-</b>	<b>187,837</b>
<b>9.</b>	<b>INVENTORIES :</b>		
	(As taken, valued & certified by the management)		
	(a) Raw Materials	31,238,463	15,005,626
	(b) Finished Goods	294,630,662	275,185,824
	(c) Others - Waste & Scrap	375,463	-
	<b>Total</b>	<b>326,244,588</b>	<b>290,191,450</b>
<b>10.</b>	<b>TRADE RECEIVABLES :</b>		
	Unsecured, considered good :	947,583,272	902,728,389
	<b>Total</b>	<b>947,583,272</b>	<b>902,728,389</b>

## Notes Forming Part of Standalone Financial Statements

For The Year Ended 31 March, 2020

INR (In Rs.)

Particulars		As At 31 March 2020	As At 31 March 2019
<b>11.</b>	<b>CASH AND CASH EQUIVALENTS :</b>		
(i)	Cash and Cash Equivalents :		
	Cash on hand	1,713,331	983,256
	<b>(a)</b>	<b>1,713,331</b>	<b>983,256</b>
(ii)	Bank Balances other than Cash and Cash Equivalents :		
(a)	Balance with banks	1,326,487	287,927
(b)	Earmarked balances with banks	29,455,019	15,875,399
	<b>(b)</b>	<b>30,781,505</b>	<b>16,163,326</b>
	<b>Total</b>	<b>32,494,836</b>	<b>17,146,582</b>
<b>12.</b>	<b>SHORT TERM LOANS AND ADVANCES :</b>		
	(Unsecured and considered good as certified by the management)		
(a)	Balances with Revenue Authorities	97,177,162	75,837,647
(b)	Advance to Suppliers & Others	40,844,848	39,064,559
(c)	Prepaid Expenses	4,308,255	3,776,570
	<b>Total</b>	<b>142,330,265</b>	<b>118,678,777</b>
<b>13.</b>	<b>OTHER CURRENT ASSETS :</b>		
	Advance Recoverable in cash or in kind or for value to be received (Considered Good) :		
	-Income Receivable	3,322,694	1,858,006
	-Unamortized Expenses (Processing Fees)	-	101,764
	-Other Receivables	373,021,627	170,859,393
	<b>Total</b>	<b>376,344,321</b>	<b>172,819,163</b>

## Notes Forming Part of Standalone Financial Statements

For The Year Ended 31 March, 2020

Particulars	As At		As At	
	31 March 2020 Number	31 March 2020 Amt. (Rs.)	31 March 2019 Number	31 March 2019 Amt. (Rs.)
<b>14. SHARE CAPITAL :</b>				
<b>a. Authorized :</b>				
Equity Shares of Rs. 2/- Each (Rs. 2/- Each) (Refer Note)	55,000,000	110,000,000	55,000,000	110,000,000
<b>Total</b>	<b>55,000,000</b>	<b>110,000,000</b>	<b>55,000,000</b>	<b>110,000,000</b>
<b>b. Issued, Subscribed &amp; Paid Up :</b>				
Equity Shares of Rs. 2/- Each (Rs. 2/- Each) (Refer Note)	50,378,790	100,757,580	50,378,790	100,757,580
<b>Total</b>	<b>50,378,790</b>	<b>100,757,580</b>	<b>50,378,790</b>	<b>100,757,580</b>

### Reconciliation of Number Of Shares outstanding at the beginning and at the end of the reporting period

Particulars	2019-2020		2018-2019	
	Number	Amount	Number	Amount
<b>Equity Shares :</b>				
Shares outstanding at the beginning of the year	50,378,790	100,757,580	10,075,758	100,757,580
Shares issued during the period	-	-	-	-
Shares bought back during the year	-	-	-	-
Sub-division of Shares (Refer Note)	-	-	40,303,032	-
Shares outstanding at the end of the year	50,378,790	100,757,580	50,378,790	100,757,580

### Terms/rights attached to equity shares

The Company has only one class of equity shares having a par value of Rs. 2 each (Previous Year Rs. 2 each). Each holder of equity shares is entitled to one vote per share. The Company declares and pays dividends in Indian rupees. The dividend proposed by the Board of Directors is subject to approval of the shareholders in the ensuing Annual General Meeting.

In the event of liquidation of the Company, the holder of equity shares will be entitled to receive remaining assets of the Company, after distribution of all preferential amounts. The distribution will be in proportion to the number of equity shares held by the shareholders.

### Shares in the company held by each shareholder holding more than 5 percent shares

Sr. No.	Name of Shareholder	2019-2020		2018-2019	
		No. of Shares Held	% of Holding	No. of Shares Held	% of Holding
1.	Ramesh D. Khichadia	9,278,210	18.42%	9,278,210	18.42%
2.	Gopal D. Khichadia	7,729,085	15.34%	7,729,085	15.34%
3.	Captain Pipes Ltd.	5,467,500	10.85%	5,467,500	10.85%
4.	Sangeetaben R. Khichadia	3,047,215	6.05%	3,047,215	6.05%
5.	Kanjibhai M. Pansuria	2,529,560	5.02%	2,529,560	5.02%

## Notes Forming Part of Standalone Financial Statements

For The Year Ended 31 March, 2020

### Shares issued other than cash, bonus issue and shares bought back

Particulars	Year (Aggregate No. of Shares)				
	2019-20	2018-19	2017-18	2016-17	2015-16
<b>Equity Shares :</b>					
Fully paid up pursuant to contract (s) without payment being received in cash	Nil	Nil	Nil	Nil	Nil
Fully paid up by way of bonus shares	Nil	Nil	Nil	Nil	Nil
Shares bought back	Nil	Nil	Nil	Nil	Nil
<b>Preference Shares :</b>					
Fully paid up pursuant to contract (s) without payment being received in cash	Nil	Nil	Nil	Nil	Nil
Fully paid up by way of bonus shares	Nil	Nil	Nil	Nil	Nil
Shares bought back	Nil	Nil	Nil	Nil	Nil
<b>Unpaid Calls</b>	<b>2019-20</b>	<b>2018-19</b>			
By Directors	Nil	Nil			
By Officers	Nil	Nil			

**Note:**

During FY 2018-19, equity share of face value of Rs. 10/- each has been sub divided into five equity shares of face value of Rs. 2/- each w.e.f. 19.09.2018 (i.e.10075758 shares sub divided into 50378790 shares). Henceforth, EPS for the year ended 31st March, 2019 has have been calculated considering face value Rs.2/- per share.



## Notes Forming Part of Standalone Financial Statements

For The Year Ended 31 March, 2020

INR (In Rs.)

Particulars		As At 31 March 2020	As At 31 March 2019
<b>15.</b>	<b>OTHER EQUITY :</b>		
(a)	Security Premium Reserve	13,477,670	13,477,670
	<b>Total (a)</b>	<b>13,477,670</b>	<b>13,477,670</b>
(b)	Other Reserves :		
	- General Reserve	421,308	421,308
	<b>Total (b)</b>	<b>421,308</b>	<b>421,308</b>
(c)	Balance in Statement of Profit and Loss Account :		
	- Opening Balance	295,507,073	225,969,746
	Less : Dividend	(2,015,152)	(2,015,152)
	Less : Dividend Distribution Tax	(414,222)	(414,220)
	Add : Profit for the year	125,415,642	71,966,700
	<b>Total (c)</b>	<b>418,493,342</b>	<b>295,507,073</b>
(d)	Retained Earnings	620,122	620,122
	<b>Total</b>	<b>433,012,442</b>	<b>310,026,173</b>
<b>16.</b>	<b>LONG TERM BORROWINGS :</b>		
(a)	Term Loans :		
	Secured Loan :		
	- From banks :	53,830,065	44,635,492
	- From Financial Institutions	-	23,438,364
(b)	Loans and Advances from Related Parties :		
	- Unsecured :		
	- From Directors	34,200,635	461,541
	- Long Term Maturities of Finance Lease Obligations		
(c)	Business Loans		
	- From Banks & Financial Institutions	-	1,739,691
	<b>Total</b>	<b>88,030,700</b>	<b>70,275,088</b>

**Notes :**

**Secured Loans From Banks :**

**Business Loans From Banks & Financial Institutions :**

Secured by hypothecation over Inventory, Stock in Process, Finished Goods, Receivables and the entire current assets of the Company (Present & Future), hypothecation of plant & machinery of the Company, hypothecation of Receivables IOCL Polymer Division Dealership (Present & Future), registered equitable mortgage of industrial properties (Land & Building) in the name of Company - commercial premises in the name of Directors, pledge of Fixed Deposits and Shares in the name of Directors and personal guarantee of Directors. Respective Rate of Interest for borrowings from banks and financial institutions ranges between 8.50% p.a. to 10.50% p.a. Repayable within 3 to 5 Years from the balance sheet date.

**Unsecured Loans From Directors :**

Unsecured Loans from directors and relatives are long term in nature and as per management explanation, generally not repayable within one year from the balance sheet date. Rate of Interest @ 12% p.a.

**Unsecured Loans From Banks :**

Unsecured Loans from bank are long term in nature repayable within 1 to 3 Years from the balance sheet date, rate of interest being 9.00% p.a. to 14.00% p.a.

## Notes Forming Part of Standalone Financial Statements

For The Year Ended 31 March, 2020

INR (In Rs.)

Particulars		As At 31 March 2020	As At 31 March 2019
<b>17.</b>	<b>GOVERNMENT GRANTS</b>		
	- State Cash Subsidy	1,763,866	1,763,866
	<b>Total</b>	<b>1,763,866</b>	<b>1,763,866</b>
<b>18.</b>	<b>SHORT TERM BORROWINGS</b>		
	<b>Secured :</b>		
	Working Capital Facilities from Bank	623,772,742	440,218,663
	Working Capital Facilities from Financial Institutions	-	49,505,777
	<b>Total</b>	<b>623,772,742</b>	<b>489,724,440</b>
<b>Note :</b>			
<b>Working Capital Facilities from Banks &amp; Financial Institutions :</b>			
Cash Credit & EDFs facilities from Banks & Financial Institutions are Secured by hypothecation over Inventory, Stock in Process, Finished Goods, Receivables and the entire current assets of the Company (Present & Future), hypothecation of plant & machinery of the Company, hypothecation of Receivables IOCL Polymer Division Dealership (Present & Future), registered equitable mortgage of industrial properties (Land & Building) in the name of Company - residential and commercial premises in the name of Directors, pledge of Fixed Deposits and Shares in the name of Directors and personal guarantee of Directors. Rate of Interest between 9.00% p.a. to 11.00% p.a.			
<b>19.</b>	<b>TRADE PAYABLES :</b>		
	(Refer Note No. 47)		
	Trade payables (Dues to Micro, Small & Medium Enterprise)	122,719,854	118,492,335
	Trade payables (Others)	543,870,033	334,835,788
	<b>Total</b>	<b>666,589,887</b>	<b>453,328,123</b>
<b>20.</b>	<b>OTHER FINANCIAL LIABILITIES :</b>		
(a)	Current Maturities of Long Term Debts	30,956,800	66,177,307
(b)	Interest Accrued but not Due on Borrowings	5,048,148	3,415,943
	<b>Total</b>	<b>36,004,948</b>	<b>69,593,250</b>
<b>21.</b>	<b>PROVISIONS :</b>		
	Provision for unpaid expenses	620,879	932,245
	<b>Total</b>	<b>620,879</b>	<b>932,245</b>
<b>22.</b>	<b>EMPLOYEE BENEFIT OBLIGATIONS :</b>		
	Provision For Employees Benefit (Refer Note No. 42)	8,147,409	6,523,880
	<b>Total</b>	<b>8,147,409</b>	<b>6,523,880</b>
<b>23.</b>	<b>CURRENT TAX LIABILITIES :</b>		
	Provision for current income-tax	46,050,000	28,000,000
	<b>Total</b>	<b>46,050,000</b>	<b>28,000,000</b>
<b>24.</b>	<b>OTHER CURRENT LIABILITIES :</b>		
(a)	Advances Received From Customers	47,047,335	151,267,355
(b)	Security Deposits	11,275,150	35,694,303
(c)	Statutory Liabilities	8,538,044	15,243,789
(d)	Other Payables	24,775,253	52,451,685
(e)	Unpaid Dividend	458,617	-
	<b>Total</b>	<b>92,094,399</b>	<b>254,657,133</b>

## Notes Forming Part of Standalone Financial Statements

For The Year Ended 31 March, 2020

INR (In Rs.)

Particulars		For The Year 31 March 2020	For The Year 31 March 2019
<b>25.</b>	<b>REVENUE FROM OPERATION :</b>		
(a)	Sale of Products	1,877,745,847	1,458,345,171
(b)	Sale of Services	6,442,730	7,364,793
(c)	Other Operating Revenues	36,268,183	28,064,005
		<b>1,920,456,760</b>	<b>1,493,773,969</b>
	Less : Discount & Rate Difference	58,194,076	1,534,219
	<b>Total</b>	<b>1,862,262,684</b>	<b>1,492,239,750</b>
<b>26.</b>	<b>OTHER INCOME :</b>		
	Interest Income	29,363,154	9,625,746
	Dividend Income	1,243,529	618,674
	Foreign Exchange Rate Difference	401,172	(6,661)
	Property Usage Charges	300,000	300,000
	Profit on Sale of Fixed Assets	13,772	-
	MEIS Licence Income	1,628,515	769,832
	Sundry Creditor Written Bank / Misc Income	173,349	71,313
	<b>Total</b>	<b>33,123,491</b>	<b>11,378,903</b>
	<b>Note :</b>		
	<b>OTHER COMPREHENSIVE INCOME</b>		
	Adjustment on account of Gratuity	(2,123,529)	(865,897)
	Adjustment on account of Mutual Funds valued at Fair Value	2,051,607	831,923
	Adjustment on account of Unquoted Investments valued at Fair Value	(686,013)	-
		<b>(757,935)</b>	<b>(33,974)</b>
	Tax Adjustments	190,757	9,452
	<b>Total</b>	<b>(567,178)</b>	<b>(24,522)</b>
<b>27.</b>	<b>COST OF RAW MATERIAL AND STORES CONSUMED :</b>		
	Opening Stock :	15,005,626	37,653,302
	Add : Purchases	1,168,093,983	1,022,700,732
		<b>1,183,099,609</b>	<b>1,060,354,034</b>
	Less : Closing Stock	31,238,463	15,005,626
	<b>Total</b>	<b>1,151,861,147</b>	<b>1,045,348,407</b>
<b>28.</b>	<b>CHANGE IN INVENTORIES OF FINISHED GOODS, WORK-IN-PROCESS &amp; STOCK-IN-TRADE :</b>		
	Opening Stock :		
	Finished Goods	275,185,824	171,887,617
	Waste & Scrap	-	-
	<b>(a)</b>	<b>275,185,824</b>	<b>171,887,617</b>
	Less : Closing stock :		
	Finished Goods	294,630,662	275,185,824
	Waste & Scrap	375,463	-
	<b>(b)</b>	<b>295,006,125</b>	<b>275,185,824</b>
	<b>Total (a-b)</b>	<b>(19,820,301)</b>	<b>(103,298,207)</b>
<b>29.</b>	<b>EMPLOYEE BENEFITS EXPENSES :</b>		
	Salary, Wages and Bonus (including directors remuneration)	101,276,805	86,160,879
	Contribution to Provident Fund & Gratuity Fund	5,749,824	3,758,672
	Staff Welfare Expenses	1,976,511	1,858,801
	<b>Total</b>	<b>109,003,140</b>	<b>91,778,352</b>

## Notes Forming Part of Standalone Financial Statements

For The Year Ended 31 March, 2020

INR (In Rs.)

Particulars		For The Year 31 March 2020	For The Year 31 March 2019
<b>30.</b>	<b>FINANCIAL COSTS :</b>		
	Interest Expenses	87,319,579	61,861,145
	Other Borrowing Costs	13,687,934	11,668,299
	<b>Total</b>	<b>101,007,514</b>	<b>73,529,445</b>
<b>31.</b>	<b>OTHER EXPENSES :</b>		
<b>a.</b>	<b>Manufacturing &amp; Operating Costs</b>		
	Consumption of Electric, Power and Fuel	31,533,289	22,994,724
	Machinery Repairs & Maintenance	968,044	-
	Lease Rent	-	6,447,749
	Other Manufacturing & Operating Expenses	6,542,878	11,417,550
	<b>(a)</b>	<b>39,044,211</b>	<b>40,860,023</b>
<b>b.</b>	<b>Sales &amp; Distribution Expenses</b>		
	Advertisement Expenses	2,038,624	848,949
	Sales Promotion Expenses	144,076,420	107,138,783
	Traveling Expenses	14,051,818	12,714,919
	Outward Transportation Expenses	98,580,543	83,799,814
	Rent, Rates & Taxes	7,626,040	1,474,406
	<b>(b)</b>	<b>266,373,445</b>	<b>205,976,871</b>
<b>c.</b>	<b>General &amp; Administrative Expenses</b>		
	Audit Fees	75,000	75,000
	Legal & Professional Expenses	6,050,431	3,994,175
	Insurance	2,557,756	1,766,070
	Other General & Administration Expenses	24,773,681	26,970,984
	<b>(c)</b>	<b>33,456,867</b>	<b>32,806,230</b>
	<b>Total (a+b+c)</b>	<b>338,874,523</b>	<b>279,643,123</b>
<b>32.</b>	<b>Earning per Share (EPS) :</b>		
(a)	Profit after tax for calculation of Basic and Diluted EPS	125,415,642	71,966,700
(b)	Weighted average number of equity shares outstanding for calculating EPS	50,378,790	50,378,790
(c)	Basic and Diluted EPS	2.49	1.43
<p>During FY 18-19, equity share of face value of Rs. 10/- each has been sub divided into five equity shares of face value of Rs. 2/- each w.e.f. 19.09.2018 (i.e. 10075758 shares sub divided into 50378790 shares). Henceforth, EPS for the year ended 31st March, 2019 has have been calculated considering face value Rs.2/- per share.</p>			
<b>33.</b>	<b>Contingent Liabilities and Commitments :</b>		
(to the extent not provided for)			
Contingent Liabilities			
(a)	Counter guarantee given to the banks against guarantee issued by banks on behalf of company.	119,376,487	129,595,208
(b)	Letter of Credits issued by bank (INR)	112,407,453	113,606,623
	Letter of Credits issued by bank (USD)	94,073	145,500
(c)	Disputed Liability in Appeal :		
	(i) Income-tax	475,670	10,507,534
<p>Based on favorable decision in similar cases / legal opinions taken by the Company / discussion with the solicitors etc., the Company believes that there are favourable chances in company's favour in respect of all the items above hence no provision there against is made.</p> <p>(Contingent liabilities as disclosed above are as certified by the management of the company)</p>			

## Notes Forming Part of Standalone Financial Statements

For The Year Ended 31 March, 2020

INR (In Rs.)

Particulars		For The Year 31 March 2020	For The Year 31 March 2019
<b>34.</b>	<b>Value of imports calculated on CIF basis by the company during financial year in respect of :</b>		
i.	Raw materials & Parts	34,116,520	37,650,460
<b>35.</b>	<b>Earnings &amp; Expenditure in foreign currency</b>		
a.	Earnings - Export Sales	27,468,237	50,089,568
b.	Expenditures - Traveling Expenses	70,664	89,725
<b>36.</b>	<b>Imported and Indigenous Material Consumed :</b>		
i.	Total value of imported raw materials, spare parts and components consumed during the financial year	34,116,520	37,650,460
ii.	Total value of all indigenous raw materials, spare parts and components similarly consumed	1,117,744,626	1,007,697,948
iii.	Total value of imported and indigenous raw materials, spare consumed during the financial year	1,151,861,147	1,045,348,407
iv.	Imported raw materials and spare parts consumed in %	2.96%	3.60%
v.	Indigenous raw materials and spare parts consumed in %	97.04%	96.40%
<b>37.</b>	<b>Payment to Auditors (Excluding Goods &amp; Services tax) :</b>		
	- Statutory Audit Fees	75,000	75,000
	- GST Audit Fees	125,000	-
<b>38.</b>	<b>Details of raw materials consumed : (In Rupees)</b>		
	HDPE Granules & Micro Irrigation Systems Components	1,151,861,147	1,045,348,407
<b>39.</b>	<b>Details of Manufactured Goods : (In Rupees)</b>		
	Product	Micro Irrigation Systems Set / Items	
	Opening Stock	275,185,824	171,887,617
	Closing Stock	294,630,662	275,185,824
	Sales	1,819,551,771	1,456,810,952

**40.** In the opinion of the Board and to the best of its knowledge and belief, the value on realization of current assets, loans and advances will, in the ordinary course of business, not be less than the amounts at which they are stated in the Balance sheet.

**41.** In the opinion of the Board and to the best of its knowledge and belief, all other contractual liabilities connected with business operations of the Company have been appropriately provided for.

#### **42. Gratuity Benefits**

The Company has defined benefit gratuity plan. Every employee who has completed five years or more of services gets a gratuity on departure at 15 days salary (Last drawn salary) for each completed year of service.

The following table summarizes the component of net benefit expenses recognized in Statement of Profit & Loss. Gratuity Obligation as at year end as per Actuarial Valuation Report.

Particulars	2019-20	2018-19
Opening defined benefit obligation	6,523,880	5,657,983
Adjustment during the year (Net)	1,623,529	865,897
Closing Defined benefit obligation	8,147,409	6,523,880



## Notes Forming Part of Standalone Financial Statements

For The Year Ended 31 March, 2020

45. Related Party Disclosure :		
(i)	List of Related Parties and Relationship	
	Name of Related Party	Relationship
	<b>Key Management Personnel (KMP)</b>	
	Mr. Ramesh D. Khichadia	Chairman and M. D.
	Mr. Ashok K. Patel	Whole time Director
	Mr. Kaushik V. Mori	CFO
	Mr. Gopal D. Khichadia	Director
	Mr. Harshadray L. Patel	Director
	Ms. Anjanaben P. Paghadar	Director
	Mr. Dhanjibhai R. Padmani (upto 27.09.2019)	Director
	Mr. Prabhulal Nathabhai Rabadiya (w.e.f 26.12.2019)	Director
	Ms. Khyati S. Mehta	Company Secretary
	<b>Enterprise owned by Relative of Key Management Personnel</b>	
	M/s. Capital Polymers	
	M/s. Capital Polyplast (Guj) Pvt Ltd	
	<b>Associate : (Where Company Exercises Significant influence)</b>	
	M/s. Captain Pipes Ltd.	

### (ii) Disclosure of Transactions with Related Parties

Particulars	2019-2020			
	Remuneration (R)/ Bonus (B)/ Sitting Fees (S)	Loan Received (Loan Repaid)	Interest	Purchase (P) Sales (S) Property Usage Charges Received (PU)
<b>Key Management Personnel</b>				
Mr. Ramesh D. Khichadia	5114789 (R+B)	55,001,000	1,484,495.00	-
Mr. Ramesh D. Khichadia	-	(22,650,000)	54,247.00	-
Mr. Ashok K. Patel	346068 (R+B)	-	-	-
Mr. Kaushik V. Mori	997630 (R+B)	-	-	-
Mr. Harshadray L. Patel	14000 (S)	-	-	-
Ms. Anjanaben P. Paghadar	14000 (S)	-	-	-
Mr. Dhanjibhai R. Padmani	7000 (S)	-	-	-
Mr. Prabhulal Nathabhai Rabadiya	3500 (S)	-	-	-
Ms. Khyati S. Mehta	219340 (R)	-	-	-
<b>Enterprise owned by Relative of key Management Personnel :</b>				
M/s. Capital Polymers	-	-	-	44,469,444 (P)
M/s. Capital Polymers	-	-	-	90,30,408 (S)
M/s. Capital Polyplast (Guj) Pvt Ltd	-	-	-	38,338,698 (P)
M/s. Capital Polyplast (Guj) Pvt Ltd	-	-	-	38,317,558 (S)
M/s. Captain Technocast Ltd.	-	-	-	1,050,000 (S)
<b>Associate : (Where Company Exercises Significant influence) :</b>				
M/s. Captain Pipes Ltd.	-	-	-	123,376,863(P)
M/s. Captain Pipes Ltd.	-	-	-	25,511,570 (S)
M/s. Captain Pipes Ltd.	-	-	-	354,000 (PU)
<b>Closing Balances :</b>				
<b>Key Management Personnel</b>				

## Notes Forming Part of Standalone Financial Statements

For The Year Ended 31 March, 2020

Mr. Ramesh D. Khichadia	367 (R+B)	-	33,687,045 (USL) (Credit)	-
Mr. Gopal D. Khichadia	-	-	513,590 (USL) (Credit)	-
Mr. Ashok K. Patel	28,639 (R+B)	-	-	-
Mr. Kaushik V. Mori	75,687 (R+B)	-	-	-
Mr. Harshadray L. Patel	14000 (S)	-	-	-
Ms. Anjanaben P. Paghadar	14000 (S)	-	-	-
Mr. Dhanjibhai R. Padmani	7000 (S)	-	-	-
Mr. Prabhulal Nathabhai Rabadiya	3500 (S)	-	-	-
Ms. Khyati S. Mehta	16,082 (R+B)	-	-	-
<b>Enterprise owned by Relative of key Management Personnel :</b>				
M/s. Capital Polymers.	-	-	-	8,850,898 (Credit)
M/s. Capital Polyplast (Guj) Pvt Ltd.	-	-	-	9,41,632 (Debit)
M/s. Captain Technocast Ltd.	-	-	-	5,339 (Debit)
<b>Associate : (Where Company Exercises Significant influence) :</b>				
M/s. Captain Pipes Ltd.	-	-	-	5,166,187 (Debit)

### (ii) Disclosure of Transactions with Related Parties

Particulars	2018-2019			
	Remuneration (R)/ Bonus (B)/ Sitting Fees (S)	Loan Received (Loan Repaid)	Interest	Purchase (P) Sales (S) Property Usage Charges Received (PU)
<b>Key Management Personnel</b>				
Mr. Ramesh D. Khichadia	4596156 (R+B)	-	-	-
Mr. Ramesh D. Khichadia	-	(5,065)	-	-
Mr. Ashok K. Patel	346068 (R+B)	-	-	-
Mr. Kaushik V. Mori	1018560 (R+B)	-	-	-
Mr. Gopal D. Khichadia	-	-	51,839.00	-
Mr. Harshadray L. Patel	14000 (S)	-	-	-
Ms. Anjanaben P. Paghadar	14000 (S)	-	-	-
Ms. Khyati S. Mehta	194988 (R+B)	-	-	-
Mr. Dhanjibhai R. Padmani	14000 (S)	-	-	-
<b>Enterprise owned by Relative of key Management Personnel :</b>				
M/s. Capital Polymers	-	-	-	4,29,85,152 (P)
M/s. Capital Polymers	-	-	-	2,87,83,346 (S)
M/s. Capital Polyplast (Guj) Pvt Ltd	-	-	-	1,19,52,111 (P)
M/s. Capital Polyplast (Guj) Pvt Ltd	-	-	-	1,23,05,953 (S)

## Notes Forming Part of Standalone Financial Statements

For The Year Ended 31 March, 2020

<b>Associate : (Where Company Exercises Significant influence) :</b>				
M/s. Captain Pipes Ltd.	-	-	-	14,62,53,473(P)
M/s. Captain Pipes Ltd.	-	-	-	8,57,94,036 (S)
M/s. Captain Pipes Ltd.	-	-	-	3,54,000 (PU)
<b>Closing Balances:</b>				
<b>Key Management Personnel</b>				
Mr. Ramesh D. Khichadia	34,251 (R+B) (Credit)	-	-	-
Mr. Ashok K. Patel	35,719 (R+B) (Credit)	-	-	-
Mr. Kaushik V. Mori	90,579 (R+B) (Credit)	-	-	-
Mr. Gopal D. Khichadia	-	-	4,61,541 (USL) (Credit)	-
Ms. Khyati S. Mehta	29,788 (R+B) (Credit)	-	-	-
<b>Enterprise owned by Relative of key Management Personnel :</b>				
M/s. Capital Polymers	-	-	-	34,38,138 (Debit)
M/s. Capital Polyplast (Guj) Pvt Ltd	-	-	-	9,62,770 (Debit)
<b>Associate : (Where Company Exercises Significant influence) :</b>				
M/s. Captain Pipes Ltd.	-	-	-	2,95,550 (Debit)

### 46. Segment Reporting

The Group's operating segments are established on the basis of those components of the Group that are evaluated regularly by the Executive Committee (the 'Chief Operating Decision Maker' as defined in Ind AS 108 - 'Operating Segments'), in deciding how to allocate resources and in assessing performance. These have been identified taking into account nature of products and services, the differing risks and returns and the internal business reporting systems.

In accordance with Ind AS - 108 - "Operating Segments", the Company has identified its business segment as

**Segment-1** : "Manufacturing of Micro Irrigation Systems & Allied Products" and

**Segment-2** : "DCA cum CS of Indian Oil Corporation Ltd. (IOCL) - Polymer Business".

The accounting policies adopted for segment reporting are in line with the accounting policy of the Company with following additional policies for segment reporting.

- Revenue and Expenses have been identified to a segment on the basis of relationship to operating activities of the segment. Revenue and Expenses which relate to enterprise as a whole and are not allocable to a segment on reasonable basis have been disclosed as "Unallocable".
- Segment Assets and Segment Liabilities represent Assets and Liabilities in respective segments. Investments, tax related assets and other assets and liabilities that cannot be allocated to a segment on reasonable basis have been disclosed as "Unallocable".

## Notes Forming Part of Standalone Financial Statements

For The Year Ended 31 March, 2020

### Primary Segment Information

INR (In Rs.)  
Figures in brackets shows previous year figures

Particulars	Segment-1	Segment-2	Total
Segment Revenue	1,833,485,397	28,777,287	1,862,262,684
External Revenue (excluding other income)	(1,471,843,639)	(20,396,112)	(1,492,239,750)
Segment Results Before Int. & Taxes			239,430,553 (160,705,046)
Less : Interest & Finance Charges			101,007,514 (73,529,445)
Add : Interest & Other Income	6,053,880 (3,219,596)	27,069,611 (8,159,307)	33,123,491 (11,378,903)
Profit Before Tax			171,546,531 (98,554,504)
Les : Tax Expenses			46,130,889 (26,587,805)
Profit After Tax	109,904,819 (64,325,683)	15,510,823 (7,641,016)	125,415,642 (71,966,700)
Other Information			
Segment Assets	1,697,473,137 (1,560,612,621)	363,749,988 (170,992,942)	2,061,223,125 (1,731,605,564)
Unallocated Assets			54,565,353 (53,976,214)
Segment Liabilities	1,065,188,619 (993,297,122)	462,011,549 (346,044,777)	1,527,200,168 (1,339,341,900)
Unallocated Liabilities			54,818,288 (35,456,125)
Capital Expenditure	18,673,430 (90,772,862)	14,350 -	18,687,780 (90,772,862)
Depreciation	42,114,785 (18,015,188)	40,902 (13,867)	42,155,687 (18,029,055)
Non Cash Expenses other than Depreciation			- -

### Secondary Segment Information

The major and material activities of the company are restricted to only one geographical segment i.e. India, hence the secondary segment disclosures are also not applicable.

47. Based on the information / documents / parties identified by the company and to the extent information available / gathered, information as required to be disclosed as per Micro, Small and Medium Enterprise Development Act, 2006 have been determined as follows:

Particulars	2019-2020	2018-19
Principal amount remaining unpaid to any supplier at the end of the year.	1,227.20	1,184.92
Interest due on above *	24.66	9.17
Amount of interest paid by the company to the suppliers	Nil	Nil
Amount paid to the suppliers beyond respective due dates *	*	*
Amount of interest due and payable for the period of delay in payments but without adding the interest specified under the Act. *	*	*

## Notes Forming Part of Standalone Financial Statements

For The Year Ended 31 March, 2020

Amount of interest accrued and remaining unpaid at the end of the year.	*	*
Amount of further interest remaining due and payable even in the succeeding years, until such date when interest dues as above are actually paid to the small enterprise.*	*	*

\*\*\* Whatever information the company could identify as above were possible at the year end only, and in view of the same & according to the company, it could not identify payments beyond due date during the year and to make interest provisions to that extent, as per the agreed terms with the suppliers. The company could identify the principal amount remaining unpaid as on 31st March, 2020 based on the status of respective suppliers received during the year. However, the company has not made provision of any interest due to suppliers for outstanding balance / payment made beyond respective due dates.

For the year ended on 31st March, 2019, Information regarding status and the amount of outstanding dues of MICRO or Small Scale Industrial Enterprise(s) out of the total trade payables, as per The Micro, Small & Medium Enterprise Development Act, was under compilation at the time of signing the audited financial statements for the year ended 31st March, 2019. Hence, the Company had not disclosed during FY 18-19. Interest payable figure for the year ended 31st March, 2019 has been worked out during FY 20-21 only based on the information available with the company."

48. Effective from 1st April, 2019, the Company adopted Ind AS 116 "Leases", applied to material contracts having lease component existing on the transition date using the modified retrospective method. Accordingly, comparatives for the year ended 31st March, 2019 have not been retrospectively adjusted. The Company has measured the Right of Use Assets (RoU) and Lease Liability based on remaining lease period. On such date, the adoption of new standard resulted in recognition of RoU and Lease Liability of Rs. 298.40 Lacs. The effect of this adoption is insignificant on the profits of the period and earnings per share. The lease arrangement is for machineries. The total lease tenure is for 3 Years.

INR (In lakhs)	
Particulars	FY 19-20
<b>Right of Use</b>	
Initial Recognition on Transition date i.e. 1st April, 2019	298.40
Add : Additions	Nil
(Less) : Amortization (Depreciation) on ROU Assets	(115.50)
<b>Balance as at 31st March, 2020</b>	<b>182.89</b>
<b>Lease Liabilities</b>	
Balance as at 1st April, 2019	298.40
Add : Finance Cost accrued during the period	26.19
(Less) : Payments of Lease Liabilities	(135.15)
<b>Balance as at 31st March, 2020</b>	<b>189.44</b>

### 49. Corporate Social Responsibility :

As per Section 135 of the Companies Act, 2013, a company, meeting the applicability threshold, needs to spend at least 2% of its average net profit for the

immediately preceding three financial years on corporate social responsibility (CSR) activities. A CSR Committee has been formed by the company as per the Companies Act, 2013. Following are relevant disclosures in this regard :

		INR (In lakhs)
Sr. No.	Particulars	FY 19-20
a.	Amount required to be spent as per Section 135 of the Act	17.40
b.	Amount spent during the year on:	
	(i) Construction/ acquisition of an asset	-
	(ii) On purpose other than (i) above	17.40

50. As explained to us by the management of company, the outbreak of corona virus (Covid-19) pandemic globally and in India is causing significant disturbance and slowdown of economic activity. The company has evaluated impact of this pandemic on its business operations. Based on the review and current indicators of future economic conditions, as on current date, the Company has concluded that the impact of Covid-19 is not material based on these estimates. Due to the nature of pandemic, the Company will continue to monitor developments to identify significant uncertainties in future periods, if any.
51. Subsequent to Balance Sheet Date, the Board of Directors has recommended a final dividend @ 2% per share [i.e. Rs. 0.04/- (4 Paise per share)] for the financial year ended 31st March, 2020 on Equity Shares of Rs. 2/- each, fully paid up. This equity dividend is subject to approval by shareholders at the ensuing Annual General Meeting and has not been included as a liability in these financial statements, since no obligation exists at that time.



## Notes Forming Part of Standalone Financial Statements

For The Year Ended 31 March, 2020

52. Wherever no vouchers and documentary evidences were made available for our verification, we have relied on the authentication given by management of the company.
53. Figures have been rounded off to nearest rupee and have been regrouped, rearranged and reclassified wherever necessary.

---

Signature to Notes No. 1 to 53

---

As per our report of even date attached  
**For SVK & ASSOCIATES**  
Chartered Accountants  
Firm Reg. No. - 118564W

SD/-  
**Shilpang V. Karia**  
Partner  
M. No. - 102114  
UDIN : 20102114AAAACT2435

Place : Rajkot  
Date : 25.06.2020

On behalf of the Board of Directors  
**FOR, CAPTAIN POLYPLAST LTD.**

SD/-  
**R. D. Khichadia**  
Managing Director  
DIN : 00087859

SD/-  
**Kaushik Mori**  
Chief Financial Officer

SD/-  
**A. K. Patel**  
Wholetime Director  
DIN : 00127951

SD/-  
**Khyati S. Mehta**  
Company Secretary

# CAPTAIN POLYPLAST LTD.

RAJKOT

**CONSOLIDATED**  
COMPANY AUDIT REPORT  
&  
AUDITED ANNUAL ACCOUNTS  
**2019-2020**

## **SVK & ASSOCIATES**

CHARTED ACCOUNTANTS

### **Head Office**

C, 701-702, Titanium Square, Thaltej Cross Road, S.G. Road,  
Ahmedabad-380 054 (Gujarat) India.

### **Brach Office**

Metro Plaza, Nr. Eagle Travels, 406, Jansata Chowk,  
Rajkot-360 001 (Gujarat) India.

Tele : +91 79 40320800

E-mail : svk@casvk.com

## INDEPENDENT AUDITOR'S REPORT

### TO THE MEMBERS OF 'CAPTAIN POLYPLAST LIMITED'

#### Report on Audited Consolidated Ind AS Financial Statements

##### Opinion

We have audited the accompanying consolidated Ind AS financial statements of CAPTAIN POLYPLAST LIMITED ("the Holding Company") and its associate CAPTAIN PIPES LIMITED (collectively referred to as "the Company" or "the Group"), which comprises the Consolidated Balance Sheet as at March 31, 2020; the Consolidated Statement of Profit and Loss (including Other Comprehensive Income), the Consolidated Statement of Cash Flows and Consolidated Statement of Changes in Equity for the year then ended and notes to financial statements, including a summary of significant accounting policies and other explanatory information (hereinafter referred to as "Consolidated Financial Statements").

In our opinion and to the best of our information and according to the explanations given to us, the aforesaid consolidated Ind AS financial statements read together with the notes thereon, give the information required by the Act in the manner so required and give a true and fair view in conformity with the Ind AS and accounting principles generally accepted in India, to the extent applicable; of the state of affairs of the Company as at 31st March, 2020; its Profit including Other Comprehensive Income, its Cash Flows and the Statement Changes in Equity for the year ended on that date.

##### Basis for Opinion

We conducted our audit in accordance with the Standards on Auditing (SAs) specified under section 143(10) of the Companies Act, 2013. Our responsibilities under those Standards are further described in the Auditor's Responsibilities for the Audit of the Financial Statements section of our report. We are independent of the Company in accordance with the Code of Ethics issued by the Institute of Chartered Accountants of India together with the ethical requirements that are relevant to our audit of the financial statements under the provisions of the Companies Act, 2013 and the Rules thereunder, and we have fulfilled our other ethical responsibilities in accordance with these requirements and the Code of Ethics. We believe that the audit evidence we have obtained is sufficient and appropriate to provide a basis for our opinion.

##### Key Audit Matters

Key audit matters are those matters that, in auditor's professional judgment, are of most significance in the audit of the financial statements of the company. These matters are addressed in the context of audit of the financial statements as a whole, and in forming auditor's opinion thereon.

Based on our audit of Financial Statements of the Company for the period under review, we did not come across any material Key Audit Matters to be communicated in our report.

#### Information other than the Consolidated Financial Statements and Auditor's Report Thereon

The Company's Board of Directors is responsible for the preparation of the other information. The other information comprises the information included in the Management Discussion and Analysis, Board's Report including Annexures to Board's Report, Business Responsibility Report, Corporate Governance and Shareholder's Information, but does not include the consolidated financial statements and our auditor's report thereon.

Our opinion on the consolidated financial statements does not cover the other information and we do not express any form of assurance conclusion thereon.

In connection with our audit of the consolidated financial statements, our responsibility is to read the other information and, in doing so, consider whether the other information is materially inconsistent with the consolidated financial statements or our knowledge obtained during the course of our audit or otherwise appears to be materially misstated.

If, based on the work we have performed, we conclude that there is a material misstatement of this other information, we are required to report that fact. We have nothing to report in this regard.

#### Responsibilities of Management and those charged with Governance for the Consolidated Ind AS Financial Statements

The Company's Board of Directors is responsible for the matters stated in Section 134(5) of the Companies Act, 2013 ("the Act") with respect, to the preparation of these consolidated Ind AS financial statements that give a true and fair view of the financial position, financial performance, including other comprehensive income, changes in equity and cash flows of the Company in accordance with accounting principles generally accepted in India, including the Indian Accounting Standards (Ind AS) prescribed under Section 133 of the Act, read with the Companies (Indian Accounting Standards) Rules 2015, as amended. This responsibility also includes maintenance of adequate accounting records in accordance with the provisions of the Act for safeguarding of assets of the Company and for preventing and detecting frauds and other irregularities; selection and application of appropriate accounting policies; making judgments and estimates that are reasonable and prudent; and the design, implementation and maintenance of adequate internal financial controls, that were operating effectively for ensuring the accuracy and completeness of the accounting records, relevant to the preparation and presentation of the financial statements that give a true and fair view and are free from material misstatement, whether due to fraud or error.

In preparing the Ind AS financial statements, management is responsible for assessing the Company's ability to continue as a going concern, disclosing, as applicable, matters related

to going concern and using the going concern basis of accounting unless management either intends to liquidate the Company or to cease operations, or has no realistic alternative but to do so.

The Board of Directors are also responsible for overseeing the company's financial reporting process.

### Auditor's Responsibility for the audit of Consolidated Ind AS Financial Statements

Our objectives are to obtain reasonable assurance about whether the Consolidated Ind AS financial statements as a whole are free from material misstatement, whether due to fraud or error, and to issue an auditor's report that includes our opinion. Reasonable assurance is a high level of assurance, but is not a guarantee that an audit conducted in accordance with SAs will always detect a material misstatement when it exists. Misstatements can arise from fraud or error and are considered material if, individually or in the aggregate, they could reasonably be expected to influence the economic decisions of users taken on the basis of these consolidated Ind AS financial statements.

As part of an audit in accordance with SAs, we exercise professional judgment and maintain professional skepticism throughout the audit. We also:

- Identify and assess the risks of material misstatement of the consolidated Ind AS financial statements, whether due to fraud or error, design and perform audit procedures responsive to those risks, and obtain audit evidence that is sufficient and appropriate to provide a basis for our opinion. The risk of not detecting a material misstatement resulting from fraud is higher than for one resulting from error, as fraud may involve collusion, forgery, intentional omissions, misrepresentations, or the override of internal control.
- Obtain an understanding of internal financial controls relevant to the audit in order to design audit procedures that are appropriate in the circumstances. Under section 143(3)(i) of the Act, we are also responsible for expressing our opinion on whether the Company has adequate internal financial controls system in place and the operating effectiveness of such controls.
- Evaluate the appropriateness of accounting policies used and the reasonableness of accounting estimates and related disclosures made by management.
- Conclude on the appropriateness of management's use of the going concern basis of accounting and, based on the audit evidence obtained, whether a material uncertainty exists related to events or conditions that may cast significant doubt on the Company's ability to continue as a going concern. If we conclude that a material uncertainty exists, we are required to draw attention in our auditor's report to the related disclosures in the consolidated Ind AS financial statements or, if such disclosures are inadequate, to modify our opinion. Our conclusions are based on the audit evidence obtained up to the date of our auditor's report. However, future events or conditions may cause the Company to cease to continue as a going concern.

- Evaluate the overall presentation, structure and content of the consolidated Ind AS financial statements, including the disclosures, and whether the consolidated Ind AS financial statements represent the underlying transactions and events in a manner that achieves fair presentation.

Materiality is the magnitude of misstatements in the consolidated financial statements that, individually or in aggregate, makes it probable that the economic decisions of a reasonably knowledgeable user of the financial statements may be influenced. We consider quantitative materiality and qualitative factors in (i) planning the scope of our audit work and in evaluating the results of our work; and (ii) to evaluate the effect of any identified misstatements in the financial statements.

We communicate with those charged with governance regarding, among other matters, the planned scope and timing of the audit and significant audit findings, including any significant deficiencies in internal control that we identify during our audit.

We also provide those charged with governance with a statement, wherever found necessary, that we have complied with relevant ethical requirements regarding independence, and to communicate with them all relationships and other matters that may reasonably be thought to bear on our independence, and where applicable, related safeguards.

From the matters communicated with those charged with governance, we determine those matters that were of most significance in the audit of the consolidated Ind AS financial statements of the current period and are therefore the key audit matters, if any identified. We describe these matters, if any in our auditor's report unless law or regulation precludes public disclosure about the matter or when, in extremely rare circumstances, we determine that a matter should not be communicated in our report because the adverse consequences of doing so would reasonably be expected to outweigh the public interest benefits of such communication.

### Report on Other Legal and Regulatory Requirements.

1. As required by section 143(3) of the Act, we report that:
  - a) we have sought and obtained all the information and explanations, which to the best of our knowledge and belief were necessary for the purposes of our audit;
  - b) in our opinion, proper books of account as required by law have been kept by the Company, so far as it appears from our examination of those books;
  - c) the Balance Sheet, Statement of Profit and Loss, including Other Comprehensive Income, the Cash Flow Statement and the Statement of Changes in Equity, dealt with by this report are in agreement with the books of account, as submitted to us;
  - d) in our opinion, the aforesaid consolidated Ind AS financial statements comply with the accounting standards specified under Section 133 of the

Companies Act, read with Companies (Indian Accounting Standard) Rules, 2015 as amended;

- e) On the basis of written representations received from the directors, as on 31st March, 2020, and taken on record by the Board of Directors, none of the directors is disqualified as on 31st March, 2020 from being appointed as a director in terms of Section 164(2) of the Act;
- f) With respect to the adequacy of the internal financial controls over financial reporting of the Company and the operating effectiveness of such controls, refer to our separate report in Annexure – A. Our report expresses an unmodified opinion on the adequacy and operating effectiveness of the Company's internal financial controls over financial reporting.
- g) In our opinion and to the best of our information and according to the explanations given to us, the remuneration paid by the Company to its directors during the year is in accordance with the provisions of section 197 of the Act.
- h) With respect to the other matters to be included in the Auditor's Report in accordance with Rule 11 of the Companies (Audit and Auditors) Rules, 2014, as amended in our opinion and to the best of our information and according to the explanations given to us:
  - i. There were no pending litigations which would impact the financial position of the Company, except for pending litigation as referred to in Note No.33
  - ii. The Company has made all material provisions, except as mentioned in the notes to accounts, if any, as required under the applicable law or accounting standards, for material foreseeable losses, if any, and as required on long-term contracts including derivative contracts.
  - iii. There were no amounts which were required to be transferred to the Investor Education and Protection Fund by the Company.

**For SVK & ASSOCIATES**  
Chartered Accountants  
Firm Reg. No. - 118564W

SD/-

**Shilpang V. Karia**  
Partner

M. No. - 102114

UDIN : 20102114AAAACU6857

Place : Rajkot  
Date : 25.06.2020



## ANNEXURE – A TO THE INDEPENDENT AUDITOR’S REPORT

(Referred to in paragraph 1(f) under ‘Report on Other Legal and Regulatory Requirements’ section, of CAPTAIN POLYPLAST LIMITED (‘the Holding Company’) and its associate CAPTAIN PIPES LIMITED (collectively referred to as ‘the Company’ or ‘the Group’), of even date)

Report on the Internal Financial Controls under Clause (i) of Sub-section 3 of Section 143 of the Companies Act, 2013 (‘the Act’)

We have audited the internal financial controls over financial reporting of CAPTAIN POLYPLAST LIMITED (‘the Holding Company’) and its associate, as of 31st March 2019 in conjunction with our audit of the consolidated financial statements of the Company for the year ended on that date.

### Management’s Responsibility for Internal Financial Controls

The Board of Directors of the Group is responsible for establishing and maintaining internal financial controls based on the internal control over financial reporting criteria established by these Companies considering the essential components of internal control stated in the Guidance Note on Audit of Internal Financial Controls over Financial Reporting issued by the Institute of Chartered Accountants of India. These responsibilities include the design, implementation and maintenance of adequate internal financial controls that were operating effectively for ensuring the orderly and efficient conduct of its business, including adherence to respective company’s policies, the safeguarding of its assets, the prevention and detection of frauds and errors, the accuracy and completeness of the accounting records, and the timely preparation of reliable financial information, as required under the Companies Act, 2013.

### Auditor’s Responsibility

Our responsibility is to express an opinion on the internal financial controls over financial reporting of the Group based on our audit. We conducted our audit in accordance with the Guidance Note on Audit of Internal Financial Controls Over Financial Reporting (the ‘Guidance Note’) issued by the Institute of Chartered Accountants of India and the Standards on Auditing prescribed under Section 143(10) of the Companies Act, 2013, to the extent applicable to an audit of internal financial controls. Those Standards and the Guidance Note require that we comply with ethical requirements and plan and perform the audit to obtain reasonable assurance about whether adequate internal financial controls over financial reporting was established and maintained and if such controls operated effectively in all material respects.

Our audit involves performing procedures to obtain audit evidence about the adequacy of the internal financial controls system over financial reporting and their operating effectiveness. Our audit of internal financial controls over financial reporting included obtaining an understanding of internal financial controls over financial reporting, assessing the risk that a material weakness exists, and testing and evaluating the design and operating effectiveness of internal control based on the assessed risk. The procedures selected depend on the auditor’s judgement, including the

assessment of the risks of material misstatement of the financial statements, whether due to fraud or error.

We believe that the audit evidence we have obtained is sufficient and appropriate to provide a basis for our audit opinion on the internal financial controls system over financial reporting of the Company.

### Meaning of Internal Financial Controls over Financial Reporting

A company’s internal financial control over financial reporting is a process designed to provide reasonable assurance regarding the reliability of financial reporting and the preparation of financial statements for external purposes in accordance with generally accepted accounting principles. A company’s internal financial control over financial reporting includes those policies and procedures that (1) pertain to the maintenance of records that, in reasonable detail, accurately and fairly reflect the transactions and dispositions of the assets of the company; (2) provide reasonable assurance that transactions are recorded as necessary to permit preparation of financial statements in accordance with generally accepted accounting principles, and that receipts and expenditures of the company are being made only in accordance with authorizations of management and directors of the company; and (3) provide reasonable assurance regarding prevention or timely detection of unauthorized acquisition, use, or disposition of the company’s assets that could have a material effect on the financial statements.

### Inherent Limitations of Internal Financial Controls over Financial Reporting

Because of the inherent limitations of internal financial controls over financial reporting, including the possibility of collusion or improper management override of controls, material misstatements due to error or fraud may occur and not be detected. Also, projections of any evaluation of the internal financial controls over financial reporting to future periods are subject to the risk that the internal financial control over financial reporting may become inadequate because of changes in conditions, or that the degree of compliance with the policies or procedures may deteriorate.

### Opinion

In our opinion, to the best of our information and according to the explanations given to us, the Group has, in all material respects, an adequate internal financial controls system over financial reporting and such internal financial controls over financial reporting were operating effectively as at 31st March 2020 based on the internal control over financial reporting criteria established by the Group considering the essential components of internal control stated in the Guidance Note on Audit of Internal Financial Controls Over Financial Reporting issued by the Institute of Chartered Accountants of India.

**For SVK & ASSOCIATES**  
Chartered Accountants  
Firm Reg. No. - 118564W  
SD/-

**Shilpang V. Karia**  
Partner

Place : Rajkot  
Date : 25.06.2020

M. No. - 102114  
UDIN : 20102114AAAACU6857

## Balance Sheet

As At 31st March, 2020 (Consolidated)

INR (In Rs.)

Particulars		Note Reference	As At 31 March 2020	As At 31 March 2019
<b>I.</b>	<b>ASSETS :</b>			
	<b>1. NON-CURRENT ASSETS :</b>			
(a)	Property, Plant & Equipments	3	167,670,430	107,672,342
(b)	Capital Work In Progress		-	71,915,665
(c)	Right of Use of Assets (Refer Note 48)		18,289,500	-
(d)	Investments accounted for using Equity Method	4	11,477,590	10,276,802
	<b>Sub Total</b>		<b>197,437,519</b>	<b>189,864,809</b>
	<b>Financial Assets</b>			
(a)	Investments	5	36,955,514	38,060,000
	<b>Sub Total</b>		<b>36,955,514</b>	<b>38,060,000</b>
	<b>Deferred Tax Assets</b>	6	<b>2,402,339</b>	<b>708,714</b>
	<b>Other Non Current Assets</b>			
(a)	Long Term Loans & Advances	7	50,265,914	50,265,360
(b)	Other Non Current Assets	8	-	187,837
	<b>Sub Total</b>		<b>50,265,914</b>	<b>50,453,196</b>
	<b>TOTAL NON-CURRENT ASSETS</b>		<b>287,061,286</b>	<b>279,086,719</b>
	<b>2. CURRENT ASSETS :</b>			
	Inventories	9	326,244,588	290,191,450
	<b>Sub Total</b>		<b>326,244,588</b>	<b>290,191,450</b>
	<b>Financial Assets</b>			
(a)	Trade Receivables	10	947,583,272	902,728,389
(b)	Cash and Cash Equivalents	11	32,494,836	17,146,582
	<b>Sub Total</b>		<b>980,078,108</b>	<b>919,874,971</b>
	<b>Other Current Assets</b>			
(a)	Short-term Loans and Advances	12	142,330,265	118,678,777
(b)	Other Current Assets	13	376,344,321	172,819,163
	<b>Sub Total</b>		<b>518,674,586</b>	<b>291,497,940</b>
	<b>TOTAL CURRENT ASSETS</b>		<b>1,824,997,282</b>	<b>1,501,564,360</b>
	<b>TOTAL ASSETS</b>		<b>2,112,058,567</b>	<b>1,780,651,080</b>
<b>II.</b>	<b>EQUITY AND LIABILITIES :</b>			
	<b>EQUITY</b>			
	Equity Share Capital	14	100,757,580	100,757,580
	Other Equity	15	429,282,531	305,095,475
	<b>Equity attributable to Owners</b>		<b>530,040,111</b>	<b>405,853,055</b>
	<b>TOTAL EQUITY</b>		<b>530,040,111</b>	<b>405,853,055</b>
	<b>LIABILITIES</b>			
	<b>NON-CURRENT LIABILITIES :</b>			
	<b>Financial Liabilities</b>			
	- Borrowings	16	88,030,700	70,275,088
	<b>Sub Total</b>		<b>88,030,700</b>	<b>70,275,088</b>
	Government Grants	17	1,763,866	1,763,866
	Other Non Current Liabilities (Refer Note 48)		18,943,626	-
	<b>Sub Total</b>		<b>20,707,492</b>	<b>1,763,866</b>
	<b>TOTAL NON-CURRENT LIABILITIES</b>		<b>108,738,192</b>	<b>72,038,954</b>

## Balance Sheet

As At 31st March, 2020 (Consolidated)

INR (In Rs.)

Particulars		Note Reference	As At 31 March 2020	As At 31 March 2019
<b>CURRENT LIABILITIES</b>				
<b>Financial Liabilities</b>				
(a)	Short-Term Borrowings	18	623,772,742	489,724,440
(b)	Trade Payables	19		
	Total Outstanding Dues of Micro Enterprises & Small Enterprises		122,719,854	118,492,335
	Total Outstanding Dues of Creditors other than Micro Enterprises & Small Enterprises		543,870,033	334,835,788
(c)	Other Financial Liabilities	20	36,004,948	69,593,250
	<b>Sub Total</b>		<b>1,326,367,577</b>	<b>1,012,645,813</b>
	Provisions	21	620,879	932,245
	Employee Benefit Obligations	22	8,147,409	6,523,880
	Current Tax Liabilities	23	46,050,000	28,000,000
	Other Current Liabilities	24	92,094,399	254,657,133
	<b>Sub Total</b>		<b>146,912,687</b>	<b>290,113,258</b>
<b>TOTAL CURRENT LIABILITIES</b>			<b>1,473,280,264</b>	<b>1,302,759,071</b>
<b>TOTAL LIABILITIES</b>			<b>1,582,018,456</b>	<b>1,374,798,025</b>
<b>TOTAL EQUITY AND LIABILITIES</b>			<b>2,112,058,567</b>	<b>1,780,651,080</b>
Accompanying Notes forming part of the Financial Statements		1 to 53		

As per our report of even date attached  
**For SVK & ASSOCIATES**  
 Chartered Accountants  
 Firm Reg. No. - 118564W

SD/-  
**Shilpang V. Karia**  
 Partner  
 M. No. - 102114  
 UDIN : 20102114AAAACU6857

Place : Rajkot  
 Date : 25.06.2020

On behalf of the Board of Directors  
**FOR, CAPTAIN POLYPLAST LTD.**

SD/-  
**R. D. Khichadia**  
 Managing Director  
 DIN : 00087859

SD/-  
**Kaushik Mori**  
 Chief Financial Officer

SD/-  
**A. K. Patel**  
 Wholetime Director  
 DIN : 00127951

SD/-  
**Khyati S. Mehta**  
 Company Secretary

## Statement of Profit and Loss

For The Year Ended On 31st March, 2020 (Consolidated)

INR (In Rs.)

Particulars		Note Reference	For the Year 31 March 2020	For the Year 31 March 2019
I.	Revenue from Operation	25	1,862,262,684	1,492,239,750
II.	Other Income	26	33,123,491	11,378,903
III.	Total Revenue ( I + II )		1,895,386,175	1,503,618,654
IV.	Expenses :			
	1. Cost of Materials and Stores Consumed	27	1,151,861,147	1,045,348,407
	2. Changes in Inventories of Finished Goods, Work-inprocess and Stock-in-trade	28	(19,820,301)	(103,298,207)
	3. Employee Benefits Expenses	29	109,003,140	91,778,352
	4. Financial Costs	30	101,007,514	73,529,445
	5. Depreciation and Amortization Expenses	3	42,155,687	18,029,055
	6. Other Expenses	31	338,874,523	279,643,123
	Total Expenses		1,723,081,709	1,405,030,175
V.	Profit Before Tax ( III - IV )		172,304,466	98,588,478
VI.	Tax Expenses :			
	1. Current tax - Pertaining to Current Year		(46,240,757)	(28,009,452)
	2. Current tax - Pertaining to Prior Year		(1,774,513)	-
	3. Deferred Tax		1,693,624	1,412,195
	Total Tax Expenses		(46,321,646)	(26,597,256)
VII.	Profit(Loss) for the period		125,982,820	71,991,222
	Other Comprehensive Income, net of income tax	26		
	(a) i) items that will not be reclassified to profit and loss		442,853	608,861
	ii) income tax relating to items that will not be reclassified to profit and loss		190,757	9,452
	(b) i) items that will be reclassified to profit and loss		-	-
	ii) income tax relating to items that will be reclassified to profit and loss		-	-
VIII.	Total Other Comprehensive Income, net of income tax		633,610	618,313
IX.	Total Comprehensive Income, net of income tax (VII + VIII)		126,616,430	72,609,535
X.	Earning per equity share :			
	Basic & Diluted (Refer Note No. 32)		2.51	1.44
Accompanying Notes forming part of the Financial Statements		1 to 53		

As per our report of even date attached  
**For SVK & ASSOCIATES**  
 Chartered Accountants  
 Firm Reg. No. - 118564W

SD/-  
**Shilpang V. Karia**  
 Partner  
 M. No. - 102114  
 UDIN : 20102114AAAACU6857

Place : Rajkot  
 Date : 25.06.2020

On behalf of the Board of Directors  
**FOR, CAPTAIN POLYPLAST LTD.**

SD/-  
**R. D. Khichadia**  
 Managing Director  
 DIN : 00087859

SD/-  
**Kaushik Mori**  
 Chief Financial Officer

SD/-  
**A. K. Patel**  
 Wholetime Director  
 DIN : 00127951

SD/-  
**Khyati S. Mehta**  
 Company Secretary

## Cash Flow Statement

For The Year Ended 31st March, 2020 (Consolidated)

INR (In Rs.)

Particulars		For the Year 31 March 2020	For the Year 31 March 2019
<b>A.</b>	<b>Cash Flow from Operating Activity</b>		
	Profit before tax	172,304,466	98,588,478
	Add : Adjustments for		
	Depreciation & Amortization Expenses	42,155,687	18,029,055
	Interest Received / Other Non Operative Receipts	(30,606,683)	(10,244,420)
	Other Comprehensive Income	442,853	608,861
	(Profit) / Loss on sale of assets	(13,772)	-
	Finance Cost	101,007,514	73,529,445
	<b>Operating profit before working capital changes</b>	<b>285,290,064</b>	<b>180,511,419</b>
	Adjustment for :		
	(Increase) / Decrease in Inventory	(36,053,138)	(80,650,531)
	(Increase) / Decrease in Trade Receivables	(44,854,883)	(384,446,464)
	(Increase) / Decrease in Loans and Advances	(13,328,239)	(47,355,716)
	Increase / (Decrease) in Current & Non Current Liabilities and Provisions	18,422,890	395,027,639
	(Increase) / Decrease in Other Current Assets (to the extent not written off)	(203,525,158)	(91,172,112)
	<b>Cash Generated from Operation</b>	<b>5,951,536</b>	<b>(28,085,765)</b>
	Taxes paid	(40,098,316)	(34,852,558)
	<b>Net Cash Flow from Operating Activity</b>	<b>(34,146,780)</b>	<b>(62,938,323)</b>
<b>B.</b>	<b>Cash Flow from Investing Activity</b>		
	(Increase) / Decrease in Property, Plant & Equipments (net)	(18,687,780)	(90,772,862)
	(Increase) / Decrease in Investments	(96,302)	(1,474,757)
	(Increase) / Decrease in Non-Current Assets	187,837	187,837
	(Profit) / Loss on sale of assets	13,772	-
	Interest Received / Other Non Operative Receipts	30,606,683	10,244,420
	<b>Net Cash Flow from Investing Activities</b>	<b>12,024,210</b>	<b>(81,815,363)</b>
<b>C.</b>	<b>Cash Flow from Financing Activity</b>		
	Increase / (Decrease) in Long Term & Borrowings	17,755,612	41,764,998
	Increase / (Decrease) in Short Term & Borrowings	134,048,302	183,741,996
	Finance Cost	(101,007,514)	(73,529,445)
	Payment of Principal Portion of Lease Liability	(10,896,203)	-
	Dividend & Dividend Distribution Tax (DDT)	(2,429,372)	(2,429,372)
	<b>Net Cash Flow from Financing Activities</b>	<b>37,470,825</b>	<b>149,548,177</b>
	<b>Net Increase / (Decrease) in Cash and Cash Equivalents</b>	<b>15,348,254</b>	<b>4,794,491</b>
	<b>Opening Balance of Cash and Cash Equivalents</b>	<b>17,146,582</b>	<b>12,352,091</b>
	<b>Closing Balance of Cash and Cash Equivalents</b>	<b>32,494,836</b>	<b>17,146,582</b>
	<b>Components of Cash and Cash Equivalents</b>	<b>For the Year 31 March 2020</b>	<b>For the Year 31 March 2019</b>
	<b>Cash on hand &amp; Equivalents</b>		
	- Cash on hand	1,713,331	983,256
	<b>Balances with Scheduled Banks</b>		
	- In Current Accounts	1,326,487	287,927
	- In Earmarked Accounts	29,455,019	15,875,399
		<b>32,494,836</b>	<b>17,146,582</b>



## Cash Flow Statement

For The Year Ended 31st March, 2020 (Consolidated)

**Notes:**

1. The above Cash Flow Statement has been prepared under the "Indirect Method" as set out in the Accounting Standard 3 on "Cash Flow Statement" issued by ICAI.
2. Figures of Cash & Cash Equivalents have been taken from Note 11

As per our report of even date attached  
**For SVK & ASSOCIATES**  
Chartered Accountants  
Firm Reg. No. - 118564W

SD/-  
**Shilpang V. Karia**  
Partner  
M. No. - 102114  
UDIN : 20102114AAAACU6857

Place : Rajkot  
Date : 25.06.2020

On behalf of the Board of Directors  
**FOR, CAPTAIN POLYPLAST LTD.**

SD/-  
**R. D. Khichadia**  
Managing Director  
DIN : 00087859

SD/-  
**Kaushik Mori**  
Chief Financial Officer

SD/-  
**A. K. Patel**  
Wholetime Director  
DIN : 00127951

SD/-  
**Khyati S. Mehta**  
Company Secretary

## Statement of Changes in Equity

For The Year Ended On 31st March, 2020 (Consolidated)

Particulars		Number of Shares	Amount (In Rs.)				
<b>A.</b>	<b>EQUITY SHARE CAPITAL :</b>						
	ISSUED, SUBSCRIBED AND PAID UP CAPITAL						
	EQUITY SHARES OF RS. 2/- EACH (PREVIOUS YEAR RS. 2/- EACH)						
	<b>As At 1st April, 2018</b>	<b>10,075,758</b>	<b>100,757,580</b>				
	Add : New Shares Alloted during the year 18-19	-	-				
	Add : Sub-Division of Shares (Refer Note)	40,303,032	-				
	<b>As At 1st April, 2019</b>	<b>50,378,790</b>	<b>100,757,580</b>				
	Add : New Shares Alloted during the year 19-20	-	-				
	<b>As At 31st March, 2020</b>	<b>50,378,790</b>	<b>100,757,580</b>				
<b>B.</b>	<b>OTHER EQUITY :</b>						
		<b>Reserves &amp; Surplus</b>					
	<b>Particulars</b>	<b>Securities Premium</b>	<b>General Reserve</b>	<b>Balance in Statement of P&amp;L</b>	<b>Retained Earnings</b>	<b>Other Comprehensive Incom</b>	<b>Total</b>
	<b>Balance as on 01.04.18</b>	13,477,670	421,308	229,797,056	620,122	(9,400,843)	234,915,313
	Profit for the year	-	-	71,991,222	-	(618,313)	72,609,535
	Dividend	-	-	(2,015,152)	-	-	(2,015,152)
	Dividend Distribution Tax	-	-	(414,220)	-	-	(414,220)
	<b>Balance as on 31.03.19</b>	<b>13,477,670</b>	<b>421,308</b>	<b>299,358,906</b>	<b>620,122</b>	<b>(8,782,531)</b>	<b>305,095,475</b>
	<b>Balance as on 01.04.19</b>	13,477,670	421,308	299,358,906	620,122	(8,782,531)	305,095,475
	Profit for the year	-	-	125,982,820	-	(633,610)	126,616,430
	Dividend	-	-	(2,015,152)	-	-	(2,015,152)
	Dividend Distribution Tax	-	-	(414,222)	-	-	(414,222)
	<b>Balance as on 31.03.20</b>	<b>13,477,670</b>	<b>421,308</b>	<b>422,912,352</b>	<b>620,122</b>	<b>(8,148,921)</b>	<b>429,282,531</b>

### Notes:

During the period under review, equity share of face value of Rs. 10/- each has been sub divided into five equity shares of face value of Rs. 2/- each w.e.f. 19.09.2018 (i.e.10075758 shares sub divided into 50378790 shares ). Henceforth, EPS for the year ended 31st March, 2019 has have been calculated considering face value Rs.2/- per share.

As per our report of even date attached  
**For SVK & ASSOCIATES**  
 Chartered Accountants  
 Firm Reg. No. - 118564W

On behalf of the Board of Directors  
**FOR, CAPTAIN POLYPLAST LTD.**

SD/-  
**Shilpang V. Karia**  
 Partner  
 M. No. - 102114  
 UDIN : 20102114AAAACU6857

SD/-  
**R. D. Khichadia**  
 Managing Director  
 DIN : 00087859

SD/-  
**A. K. Patel**  
 Wholetime Director  
 DIN : 00127951

Place : Rajkot  
 Date : 25.06.2020

SD/-  
**Kaushik Mori**  
 Chief Financial Officer

SD/-  
**Khyati S. Mehta**  
 Company Secretary

# Notes Forming Part of Consolidated Financial Statements

For The Financial Year 2019-20

## 1. Corporate Information

Captain Polyplast Ltd. ("the Holding company") having its manufacturing facilities at Shapar (Veraval), Rajkot, is engaged in the business of manufacturing and selling of quality Micro Irrigation Systems and allied products. Further, the company also undertakes installation of micro irrigation systems, providing of agronomical services to farmers and also carrying out business activities on DCA cum CS basis of Indian Oil Corporation Ltd. (IOCL) of Polymer Business.

## B. Consolidated Financial Statements

The Consolidated Financial Statements comprises of Captain Polyplast Limited ("the Holding Company") and its Associate Captain Pipes Limited with investment holding of 29.59% in the Associate.

### Principles of Consolidation

The Consolidated Financial Statements are prepared in accordance with the principles and procedures required for preparation and presentation of Consolidated Financial Statements. Investment in Associate has been accounted under the Equity Method as per Ind AS 28 - Investment in Associates and Joint Ventures. The Consolidated Financial Statements are prepared using the uniform accounting policies for like transactions and other events in similar circumstances. Under the Equity Method, on initial recognition, the investment in an associate is recognised at cost, and the carrying amount is increased or decreased to recognise the investor's share of the profit or loss of the investee after the date of acquisition. The investor's share of the investee's profit or loss is recognised in the investor's Other Comprehensive Income as laid down under Ind AS 1 - Presentation of Financial Statements.

## 2. Significant accounting policies:

### (i) Basis of preparation

These consolidated financial statements are prepared to comply in all material aspects with Indian Accounting Standards (Ind AS) notified under section 133 of the Companies Act, 2013 (the Act) read with Companies (Indian Accounting Standards) Rules, 2015; and other relevant provisions of Companies Act, 2013 and the rules made thereunder.

The financial statements are prepared on accrual basis of accounting under historical cost convention in accordance with generally accepted accounting principles in India and the relevant provisions of the Companies Act, 2013 including Indian Accounting Standards notified thereunder, except for certain financial assets liabilities measured at fair value.

### (ii) Use of Estimates:

The preparation and presentation of financial statements requires the management to make

estimates, judgements and assumptions that affect the amounts of assets and liabilities reported as on the date of financial statements and the reported amount of revenues and expenses during the reporting period. Accounting estimates could change from period to period. Actual results could differ from these estimates. Appropriate changes in estimates are made as and when the Management becomes aware of the changes in the circumstances surrounding the estimates. Changes in estimates are reflected in the financial statements in the period in which the changes are made and if material, their effects are disclosed in the notes to the financial statements.

Information about significant areas of estimation, uncertainty and critical judgements in applying accounting policies that may have significant impact on the amounts recognized in the financial statements are as below:

- Useful lives of property, plant & equipment
- Measurement of defined benefit obligations
- Provisions & contingencies.

### (iii) Property, Plant & Equipment

All the items of property, plant & equipment are stated at historical cost net of recoverable taxes, less accumulated depreciation and impairment loss, if any. The cost of an Property, Plant & Equipment comprises its purchase price or construction cost, any costs directly attributable to bringing the asset into its present location and the condition necessary for it to be capable of operating in the manner intended by the management, and also taking into account the initial estimate of any decommissioning obligation, if any, and Borrowing Costs for the assets that necessarily take a substantial period of time to get ready for their intended use. Subsequent costs are included in the asset's carrying amount or recognized as a separate asset, as appropriate, only when it is probable that future economic benefits associated with the item will flow to the Company and the cost of the item can be measured reliably.

The estimated useful lives of assets are in accordance with the Schedule II of the Companies Act, 2013.

Gains or losses arising from de-recognition / disposal of a Property, Plant and Equipment are measured as the difference between the net disposal proceeds and the carrying amount of the asset and are recognized in the Statement of Profit and Loss when the asset is derecognized / disposed off.

### (iv) Depreciation / Amortization:

The company has charged depreciation on Property, Plant & Equipment on Written Down Value (WDV) method on the basis of useful life / remaining useful life and in the manner as prescribed in, Part C, Schedule II of the Companies Act, 2013. Depreciation on additions/

disposals during the year has been provided on pro-rata basis with reference to the nos. of days utilized. Depreciation on additions/ disposals during the year has been provided on pro-rata basis.

Details of useful life of an asset and its residual value estimated by the management :-

Type of Asset	Useful Life As Per Management's Estimate
Factory Building	30 Years
Plant & Machineries	15 Years
Furniture & Fixtures	10 Years
Computers	3 Years
Vehicles	8 Years
Windmill Plant & Machinery	22 Years

#### (v) Impairment of Assets

At each balance sheet date, the company reviews the carrying amounts of its assets to determine whether there is any indication that those assets suffered any impairment loss. If any such indication exists or when annual impairment testing for an asset is required, the recoverable amount of the asset is estimated in order to determine the extent of impairment loss. An impairment loss, if any, is recognized in the Statement of Profit and Loss to the extent, asset's carrying amount exceeds its recoverable amount. The recoverable amount is higher of an asset's fair value less cost of disposal and value in use.

#### (vi) Leasing:

At the date of commencement of the lease, the Company recognizes a right-of-use asset ("ROU") and a corresponding lease liability for all lease arrangements in which it is a lessee, except for leases with a term of twelve months or less (short-term leases) and low value leases. For these short term and low value leases, the Company recognizes the lease payments as an operating expense on a straight-line basis over the term of the lease.

Certain lease arrangements includes the options to extend or terminate the lease before the end of the lease term. ROU assets and lease liabilities includes these options when it is reasonably certain that they will be exercised.

The right-of-use assets are initially recognized at cost, which comprises the initial amount of the lease liability adjusted for any lease payments made at or prior to the commencement date of the lease plus any initial direct costs less any lease incentives. They are subsequently measured at cost less accumulated depreciation and impairment losses.

The company has entered into operating lease arrangements for premises like admin offices, godowns, branch offices, etc. These rent agreements are cancellable and are usually renewable by mutual consent

of both the parties. Rental payments recognized in the Statement of Profit & Loss are as under:

INR (In lakhs)		
Particulars	FY 2019-20	FY 2018-19
Rental Payments	56.28	76.82

#### Lease disclosures (entity as a lessee) Transition :

Effective from 1st April, 2019, the Company adopted Ind AS 116 "Leases", applied to material contracts having lease component existing on the transition date using the modified retrospective method. Accordingly, comparatives for the year ended 31st March, 2019 have not been retrospectively adjusted. The Company has measured the Right of Use Assets (RoU) and Lease Liability based on remaining lease period. On such date, the adoption of new standard resulted in recognition of RoU and Lease Liability of Rs. 298.40 Lacs. The effect of this adoption is insignificant on the profits of the period and earnings per share.

#### (vii) Financial Instruments

A financial instrument is any contract that gives rise to a financial asset of one entity and a financial liability or equity instrument of another entity.

#### Financial Assets

##### Initial Recognition and Measurement

A financial asset is recognized in the balance sheet when the Company becomes party to the contractual provisions of the instrument. At initial recognition, the company measures a financial asset taking into account transactions cost that are directly attributable to the acquisition or issue of the financial asset.

##### Subsequent Measurement

##### a. Financial Assets measured at Amortized Cost (AC)

A Financial Asset is measured at Amortized Cost if it is held within a business model whose objective is to hold the asset in order to collect contractual cash flows and the contractual terms of the Financial Asset give rise on specified dates to cash flows that are solely payments of principal and interest on the principal amount outstanding.

##### b. Financial Assets measured at Fair Value through Other Comprehensive Income (FVTOCI)

A Financial Asset is measured at FVTOCI if it is held within a business model whose objective is achieved by both collecting contractual cash flows and selling Financial Assets and the contractual terms of the Financial Asset give rise on specified dates to cash flows that are solely payments of principal and interest on the principal amount outstanding.

##### c. Financial Assets measured at Fair Value Through Profit or Loss (FVTPL)

Financial Assets which is not classified in any of the above categories are measured at FVTPL.

**Investment in Associate**

The Company has accounted for its investments in Subsidiaries at Cost of acquisition less impairment loss, if any.

**Other Equity Investments****Share Holding by Captain Polyplast Ltd : (Unquoted)**

2,50,000/- Equity Shares of Rs. 10/- each (Captain Engineering Pvt .Ltd.) out of total 17,00,000/- fully paid up Equity Shares of Rs. 10/- each, representing 17.41% of total share holding. The company is into the business of manufacturing of submersible pumps and their related parts.

The company measures its equity investment (other than investment forming part of interest in associate) at fair value. The company's management has elected to present fair value gain and losses on equity investments in other comprehensive income. Dividends from such investments are recognized in profit & loss as other income when the Company's right to receive the same is established. In the opinion of the management of company, book value per share is only the realizable value / fair value per share as on 31st March 2020, looking of the composition of the assets of the investee company.

Other quoted investments being investments in Mutual Funds are measured at fair value through Other Comprehensive Income.

**Inventories**

Inventories of Raw Materials and Finished Goods (including goods in transit) are stated at cost or net realizable value, whichever is lower. Inventories of Waste & Scrap are valued at Net Realizable Value. Cost comprises all cost of purchase, cost of conversion and other costs incurred in bringing the inventories to their present location and condition. Cost formula used is 'First in first Out Method'. Due allowance is estimated and made for defective and obsolete items, wherever necessary, based on the past experience of the Company.

**Trade Receivables**

Trade receivables are amounts due from customers for sale of goods or services performed in the ordinary course of business. Trade receivables are initially recognized at its transaction amount which is considered to be its fair value and are classified as current assets as it is expected to be received within the normal operating cycle of the business.

**Cash and Cash Equivalents**

Cash and cash equivalents in the cash flow statement comprise cash at bank and in hand, and fixed deposits, that are readily convertible to know amounts of cash and which are subject to an insignificant risk of change in value.

Cash flows are reported using the indirect method, whereby profit before tax is adjusted for the effects of transactions of non-cash nature, any deferrals or

accruals of past or future operating cash receipts or payments and item of income or expenses associated with investing or financing cash flows. Cash flows from operating, investing and financing activities of the Company are segregated, accordingly.

**Financial Liabilities****Borrowings**

Borrowings are initially recorded at fair value and subsequently measured at amortized costs using effective interest method. Transaction costs are charged to statement of profit and loss as financial expenses over the term of borrowing.

**Trade Payables**

Trade payables are amounts due to vendors for purchase of goods or services acquired in the ordinary course of business and are classified as current liabilities to the extent it is expected to be paid within the normal operating cycle of the business.

**(viii) Provisions, contingent liabilities and contingent assets :**

A provision is recognized when the company has a present obligation as a result of past events and it is probable that an outflow of resources will be required to settle the obligation, in respect of which a reliable estimate can be made. Provisions are not discounted to their present value and are determined based on best estimates required to settle the obligation at the balance sheet date. These are reviewed at each balance sheet date and adjusted to reflect the current best estimates. A contingent liability is a possible obligation that arises from past events whose existence will be confirmed by the occurrence or non-occurrence of one or more uncertain future events beyond the control of the company or a present obligation that is not recognized because it is not probable that an outflow of resources will be required to settle the obligation. A contingent liability also arises in extremely rare cases where there is a liability that cannot be recognized because it cannot be measured reliably.

Contingent liabilities are disclosed by way of notes to the accounts.

Contingent assets are not recognized.

**(ix) Government Grants & Assistance :**

This includes cash subsidy being received from State Government and District Industries Center (DIC) for fixed assets being non-repayable.

**(x) Revenue Recognition :**

Revenue is recognized to the extent that it is probable that the economic benefits will flow to the company and the revenue can be reliably measured.

**Sales of Goods :**

Sales are recognized when significant risks and rewards



of ownership of goods have been passed to the buyer, recovery of the consideration is probable, the associated cost can be estimated reliably and the amount of revenue can be measured reliably.

**Power Generation Income :**

Power generation income was recognized on the basis of electrical units generated and eligible for captive consumption or captive consumed or sold as shown in the power generation reports issued by the concerned authorities. Power generation income was booked as the per unit electricity rate, being paid by the company / actually sold by the company.

**Interest :**

Revenue is recognized on a time proportion basis taking into account the amount outstanding and the rate applicable.

**Agronomy Consultancy Income :**

Revenue is recognized on the basis of completion of services being provided to farmers in relation to crops and irrigation system

**Installation Income :**

Revenue is recognized on the basis of completion of services being provided.

**Jobwork Income :**

Revenue is recognized on the basis of completion of services being provided.

**Land Trenching Income :**

Revenue is recognized on the basis of completion of services being provided.

**Dividend Income :**

Dividend Income is recognized when the Company's right to receive the amount has been established.

**(xi) Retirement Benefits and other employee benefits :**

**Defined Contribution Plans :**

Defined contribution to provident fund is charged to the profit and loss account on accrual basis.

**Defined Benefit Plans :**

Provision for gratuity liability is provided based on actuarial valuation made at the end of the financial year. Re-measurement of Defined Benefit Plan in respect of post-employment are charged to the Other Comprehensive Income.

Leave encasement expenditure, if any, is charged to profit and loss account at the time of leave encasement and paid. Bonus expenditure is charged to profit and loss account on accrual basis.

**(xii) Foreign Currency Transactions :**

Transactions denominated in foreign currencies are recorded at the exchange rate prevailing on the date of

transaction. Exchange difference arising on settlement of transactions is recognized as income or expense in the year in which they arise.

Monetary assets and liabilities related to foreign currency transactions outstanding at the balance sheet date are translated at the exchange rate prevailing on that date and the net gain or loss is recognized in the profit and loss account.

Foreign currency translation differences relating to liabilities incurred for purchasing of fixed assets from foreign countries are adjusted in the carrying cost of fixed asset for differences up to the year-end in the year of acquisition, whereas differences arising thereafter to be recognized in the profit and loss account. All other foreign currency gain or losses are recognized in the profit and loss account.

**(xiii) Borrowing Cost :**

Borrowing costs that are directly attributable to the acquisition, construction or production of qualifying assets are capitalized as part of the cost of such assets. A qualifying asset is one that necessarily takes substantial period of time to get ready for intended use. Costs incurred in raising funds are amortized equally over the period for which the funds are acquired. All other borrowing costs are charged to profit and loss account.

**(xiv) Taxes on Income**

Tax expenses comprise Current Tax / Minimum Alternate Tax (MAT) and deferred tax charge or credit.

**Current Tax :**

Provision for current tax / Minimum Alternate Tax (MAT) is made based on tax liability computed after considering tax allowances and exemptions, in accordance with the provisions of The Income Tax Act, 1961.

**Deferred Tax :**

Deferred tax assets and liability is recognized, on timing differences, being the differences between taxable income and accounting income that originate in one period and are capable of reversal in one or more subsequent periods. Deferred tax assets arising mainly on account of brought forward losses, unabsorbed depreciation and minimum alternate tax under tax laws, are recognized, only if there is a virtual certainty of its realization, supported by convincing evidence. At each Balance Sheet date, the carrying amount of deferred tax assets are reviewed to reassess realization. The deferred tax asset and deferred tax liability is calculated by applying tax rate and tax laws that have been enacted or substantively enacted by the Balance Sheet date.

**(xv) Earnings/(Loss) per Share :**

Basic earnings/(loss) per share are calculated by dividing the net profit / (loss) for the period attributable to equity shareholders by the weighted average number of equity shares outstanding during the period. The weighted average number of equity shares outstanding

during the period are adjusted for any bonus shares issued during the year and also after the balance sheet date but before the date the financial statements are approved by the board of directors.

**(xvi) Segment Reporting :**

The Chief Operational Decision Maker (CODM) monitors the operating results of its business segments separately for the purpose of making decisions about resource allocation and performance assessment. Segment performance is evaluated based on the profit or loss and is measure consistently with the profit or loss in the financial statements. Operating segments are reported in a manner consistent with the internal reporting provided to CODM.

In accordance with Ind AS - 108 - "Operating Segments", the Company has identified its business segment as "Manufacturing of Micro Irrigation Systems & Allied Products" and "DCA cum CS of Indian Oil Corporation Ltd. (IOCL) - Polymer Business". There are no other primary reportable segments. The major

and material activities of the company are restricted to only one geographical segment i.e. India, hence the secondary segment disclosures are also not applicable.

**(xvii) De-recognition :**

The Company derecognizes a Financial Asset when the contractual rights to the cash flows from the Financial Asset expire or it transfers the Financial Asset and the transfer qualifies for de-recognition under Ind AS 109. A Financial liability (or a part of a Financial liability) is derecognized from the Company's Balance Sheet when the obligation specified in the contract is discharged or cancelled or expires.

**(xviii) Offsetting :**

Financial Assets and Financial Liabilities are offset and the net amount is presented in the balance sheet when, and only when, the Company has a legally enforceable right to set off the amount and it intends, either to settle them on a net basis or to realize the asset and settle the liability simultaneously.

As per our report of even date attached  
**For SVK & ASSOCIATES**  
 Chartered Accountants  
 Firm Reg. No. - 118564W

SD/-  
**Shilpang V. Karia**  
 Partner  
 M. No. - 102114  
 UDIN : 20102114AAAACU6857

Place : Rajkot  
 Date : 25.06.2020

On behalf of the Board of Directors  
**FOR, CAPTAIN POLYPLAST LTD.**

SD/-  
**R. D. Khichadia**  
 Managing Director  
 DIN : 00087859

SD/-  
**Kaushik Mori**  
 Chief Financial Officer

SD/-  
**A. K. Patel**  
 Wholetime Director  
 DIN : 00127951

SD/-  
**Khyati S. Mehta**  
 Company Secretary

## Notes Forming Part of Consolidated Financial Statements

For The Year Ended 31st March, 2020

### 3. PROPERTY, PLANT & EQUIPMENTS :

Sr. No.	Particulars	Gross Block			Depreciation			Net Block		
		Balance as at 01 April 2019	Additions	Disposal	Balance as at 31 March 2020	Balance as at 01 April 2019	For The Year	Disposal	Balance as at 31 March 2020	Balance as at 31 March 2019
<b>I.</b>	<b>Tangible Assets :</b>									
	Factory Land	1,935,768	-	-	1,935,768	-	-	-	1,935,768	1,935,768
	Open Plot of land	141,816	-	-	141,816	-	-	-	141,816	141,816
	Open Plot of land - Branch	5,848,380	-	-	5,848,380	-	-	-	5,848,380	5,848,380
	Factory Buildings	29,794,267	27,036,857	-	56,831,125	9,974,784	3,530,069	-	13,504,853	19,819,483
	Plant & Machinery	150,196,970	60,832,823	-	211,029,793	94,453,912	22,404,745	-	116,858,657	55,743,058
	Furniture & Fixtures	11,465,089	1,790,646	-	13,255,735	8,476,398	1,115,103	-	9,591,501	2,988,691
	Computer System	5,452,882	959,347	-	6,412,228	4,687,351	747,274	-	5,434,625	765,531
	Vehicles	10,938,289	-	384,666	10,553,623	9,605,226	413,768	368,438	9,650,556	1,333,063
	Wind Turbine	48,606,458	-	-	48,606,458	29,509,906	2,394,398	-	31,904,304	19,096,552
	<b>Total</b>	<b>264,379,919</b>	<b>90,619,673</b>	<b>384,666</b>	<b>354,614,926</b>	<b>156,707,577</b>	<b>30,605,357</b>	<b>368,438</b>	<b>167,670,430</b>	<b>107,672,342</b>
	Previous Year Total	245,483,793	18,945,769	49,644	264,379,919	138,719,992	18,029,055	41,470	156,707,577	106,763,801
<b>II.</b>	<b>Capital Work-in-progress</b>									
	Furniture - Kurnool	326,030	972,209	1,298,239	-	-	-	-	-	326,030
	Plant & Machinery Kurnool	42,832,072	1,387,500	44,219,572	-	-	-	-	-	42,832,072
	Electrification Kurnool	4,057,681	1,048,660	5,106,341	-	-	-	-	-	4,057,681
	Factory Building Kurnool	24,699,882	2,336,975	27,036,857	-	-	-	-	-	24,699,882
	<b>Total</b>	<b>71,915,665</b>	<b>5,745,344</b>	<b>77,661,009</b>	-	-	-	-	-	<b>71,915,665</b>
	Previous Year Total	80,399	81,781,725	9,946,458	71,915,665	-	-	-	71,915,665	80,399

Depreciation on Tangible Assets	30,605,357
Depreciation on Right of Use Assets (Refer Note 48)	11,550,330
<b>Total Depreciation for the year</b>	<b>42,155,687</b>

## Notes Forming Part of Consolidated Financial Statements

For The Year Ended 31 March, 2020

INR (In Rs.)

Particulars		As At 31 March 2020	As At 31 March 2019
<b>4.</b>	<b>INVESTMENTS ACCOUNTED FOR USING EQUITY METHOD :</b>		
	<b>Quoted :- ( At Cost )</b>		
	1230600(Previous 1230600) Equity Share- Captain Pipes Ltd.	11,477,590	10,276,802
	Market Value Rs. 22,150,800 (Rs. 36,979,530)		
	<b>Total</b>	<b>11,477,590</b>	<b>10,276,802</b>
<b>5.</b>	<b>NON-CURRENT INVESTMENT :</b>		
	<b>Unquoted :- (Measured At Fair Market Value through OCI)</b>	1,813,987	2,500,000
	250000(Previous 250000) Equity Share- Captain Eng. Pvt. Ltd.		
	<b>Quoted :- (Measured At Fair Market Value through OCI)</b>		
	SBI MUTUAL FUND	5,152,044	7,537,798
	SBI DYNAMIC BOND FUND	16,158,017	14,849,520
	SBI REGULAR SAVING FUND	10,831,466	10,172,682
	SARDAR SAROVAR NIGAM LTD (BONDS)	3,000,000	3,000,000
	<b>Total</b>	<b>36,955,514</b>	<b>38,060,000</b>
<b>6.</b>	<b>DEFERRED TAX ASSETS (NET)</b>		
	<b>Deferred Tax Liabilities</b>		
	Related to Property, Plant & Equipments	-	1,191,039
	<b>(a)</b>	<b>-</b>	<b>1,191,039</b>
	<b>Deferred Tax Assets</b>		
	Related to Property, Plant & Equipments	351,799	-
	Related to statutory dues	2,050,540	1,899,754
	<b>(b)</b>	<b>2,402,339</b>	<b>1,899,754</b>
	<b>Total (b-a)</b>	<b>2,402,339</b>	<b>708,714</b>
<b>7.</b>	<b>LONG TERM LOANS AND ADVANCES :</b>		
	(Unsecured and considered good as certified by the management)		
	Security Deposits	50,265,914	50,265,360
	<b>Total</b>	<b>50,265,914</b>	<b>50,265,360</b>
<b>8.</b>	<b>OTHER NON-CURRENT ASSETS :</b>		
	(Unsecured and considered good as certified by the management)		
	Unamortized Expenses	-	187,837
	<b>Total</b>	<b>-</b>	<b>187,837</b>
<b>9.</b>	<b>INVENTORIES :</b>		
	(As taken, valued & certified by the management)		
	(a) Raw Materials	31,238,463	15,005,626
	(b) Finished Goods	294,630,662	275,185,824
	(c) Others - Waste & Scrap	375,463	-
	<b>Total</b>	<b>326,244,588</b>	<b>290,191,450</b>
<b>10.</b>	<b>TRADE RECEIVABLES :</b>		
	Unsecured, considered good :	947,583,272	902,728,389
	<b>Total</b>	<b>947,583,272</b>	<b>902,728,389</b>

## Notes Forming Part of Consolidated Financial Statements

For The Year Ended 31 March, 2020

INR (In Rs.)

Particulars		As At 31 March 2020	As At 31 March 2019
<b>11.</b>	<b>CASH AND CASH EQUIVALENTS :</b>		
(i)	Cash and Cash Equivalents :		
	Cash on hand	1,713,331	983,256
	<b>(a)</b>	<b>1,713,331</b>	<b>983,256</b>
(ii)	Bank Balances other than Cash and Cash Equivalents :		
(a)	Balance with banks	1,326,487	287,927
(b)	Earmarked balances with banks	29,455,019	15,875,399
	<b>(b)</b>	<b>30,781,505</b>	<b>16,163,326</b>
	<b>Total</b>	<b>32,494,836</b>	<b>17,146,582</b>
<b>12.</b>	<b>SHORT TERM LOANS AND ADVANCES :</b>		
	(Unsecured and considered good as certified by the management)		
(a)	Balances with Revenue Authorities	97,177,162	75,837,647
(b)	Advance to Suppliers & Others	40,844,848	39,064,559
(c)	Prepaid Expenses	4,308,255	3,776,570
	<b>Total</b>	<b>142,330,265</b>	<b>118,678,777</b>
<b>13.</b>	<b>OTHER CURRENT ASSETS :</b>		
	Advance Recoverable in cash or in kind or for value to be received (Considered Good) :		
	-Income Receivable	3,322,694	1,858,006
	-Unamortized Expenses (Processing Fees)	-	101,764
	-Other Receivables	373,021,627	170,859,393
	<b>Total</b>	<b>376,344,321</b>	<b>172,819,163</b>



## Notes Forming Part of Consolidated Financial Statements

For The Year Ended 31 March, 2020

Particulars	As At		As At	
	31 March 2020 Number	31 March 2020 Amt. (Rs.)	31 March 2019 Number	31 March 2019 Amt. (Rs.)
<b>14. SHARE CAPITAL :</b>				
<b>a. Authorized :</b>				
Equity Shares of Rs. 2/- Each (Rs. 2/- Each) (Refer Note)	55,000,000	110,000,000	55,000,000	110,000,000
<b>Total</b>	<b>55,000,000</b>	<b>110,000,000</b>	<b>55,000,000</b>	<b>110,000,000</b>
<b>b. Issued, Subscribed &amp; Paid Up :</b>				
Equity Shares of Rs. 2/- Each (Rs. 2/- Each) (Refer Note)	50,378,790	100,757,580	50,378,790	100,757,580
<b>Total</b>	<b>50,378,790</b>	<b>100,757,580</b>	<b>50,378,790</b>	<b>100,757,580</b>

### Reconciliation of Number Of Shares outstanding at the beginning and at the end of the reporting period

Particulars	2019-2020		2018-2019	
	Number	Amount	Number	Amount
<b>Equity Shares :</b>				
Shares outstanding at the beginning of the year	50,378,790	100,757,580	10,075,758	100,757,580
Shares issued during the period	-	-	-	-
Shares bought back during the year	-	-	-	-
Sub-division of Shares (Refer Note)	-	-	40,303,032	-
Shares outstanding at the end of the year	50,378,790	100,757,580	50,378,790	100,757,580

### Terms/rights attached to equity shares

The Company has only one class of equity shares having a par value of Rs. 2 each (Previous Year Rs. 2 each). Each holder of equity shares is entitled to one vote per share. The Company declares and pays dividends in Indian rupees. The dividend proposed by the Board of Directors is subject to approval of the shareholders in the ensuing Annual General Meeting.

In the event of liquidation of the Company, the holder of equity shares will be entitled to receive remaining assets of the Company, after distribution of all preferential amounts. The distribution will be in proportion to the number of equity shares held by the shareholders.

### Shares in the company held by each shareholder holding more than 5 percent shares

Sr. No.	Name of Shareholder	2019-2020		2018-2019	
		No. of Shares Held	% of Holding	No. of Shares Held	% of Holding
1.	Ramesh D. Khichadia	9,278,210	18.42%	9,278,210	18.42%
2.	Gopal D. Khichadia	7,729,085	15.34%	7,729,085	15.34%
3.	Captain Pipes Ltd.	5,467,500	10.85%	5,467,500	10.85%
4.	Sangeetaben R. Khichadia	3,047,215	6.05%	3,047,215	6.05%
5.	Kanjibhai M. Pansuria	2,529,560	5.02%	2,529,560	5.02%

## Notes Forming Part of Consolidated Financial Statements

For The Year Ended 31 March, 2020

### Shares issued other than cash, bonus issue and shares bought back

Particulars	Year (Aggregate No. of Shares)				
	2019-20	2018-19	2017-18	2016-17	2015-16
<b>Equity Shares :</b>					
Fully paid up pursuant to contract (s) without payment being received in cash	Nil	Nil	Nil	Nil	Nil
Fully paid up by way of bonus shares	Nil	Nil	Nil	Nil	Nil
Shares bought back	Nil	Nil	Nil	Nil	Nil
<b>Preference Shares :</b>					
Fully paid up pursuant to contract (s) without payment being received in cash	Nil	Nil	Nil	Nil	Nil
Fully paid up by way of bonus shares	Nil	Nil	Nil	Nil	Nil
Shares bought back	Nil	Nil	Nil	Nil	Nil
<b>Unpaid Calls</b>	<b>2019-20</b>	<b>2018-19</b>			
By Directors	Nil	Nil			
By Officers	Nil	Nil			

**Note:**

During FY 2018-19, equity share of face value of Rs. 10/- each has been sub divided into five equity shares of face value of Rs. 2/- each w.e.f. 19.09.2018 (i.e.10075758 shares sub divided into 50378790 shares). Henceforth, EPS for the year ended 31st March, 2019 has have been calculated considering face value Rs.2/- per share.

## Notes Forming Part of Consolidated Financial Statements

For The Year Ended 31 March, 2020

INR (In Rs.)

Particulars		As At 31 March 2020	As At 31 March 2019
<b>15.</b>	<b>OTHER EQUITY :</b>		
(a)	Security Premium Reserve	13,477,670	13,477,670
	<b>Total (a)</b>	<b>13,477,670</b>	<b>13,477,670</b>
(b)	Other Reserves :		
	- General Reserve	421,308	421,308
	<b>Total (b)</b>	<b>421,308</b>	<b>421,308</b>
(c)	Balance in Statement of Profit and Loss Account :		
	- Opening Balance	295,149,908	225,969,746
	Less : Dividend	(2,015,152)	(2,015,152)
	Less : Dividend Distribution Tax	(414,222)	(414,220)
	Add : Profit for the year	126,616,430	72,609,535
	<b>Total (c)</b>	<b>420,336,964</b>	<b>296,149,908</b>
(d)	Retained Earnings (d)	620,122	620,122
	<b>Total</b>	<b>434,856,064</b>	<b>310,669,008</b>
<b>16.</b>	<b>LONG TERM BORROWINGS :</b>		
(a)	Term Loans :		
	Secured Loan :		
	- From banks :	53,830,065	44,635,492
	- From Financial Institutions	-	23,438,364
(b)	Loans and Advances from Related Parties :		
	- Unsecured :		
	- From Directors	34,200,635	461,541
(c)	Business Loans		
	- From Banks & Financial Institutions	-	1,739,691
	<b>Total</b>	<b>88,030,700</b>	<b>70,275,088</b>

**Notes :**

**Secured Loans From Banks :**

**Business Loans From Banks & Financial Institutions :**

Secured by hypothecation over Inventory, Stock in Process, Finished Goods, Receivables and the entire current assets of the Company (Present & Future), hypothecation of plant & machinery of the Company, hypothecation of Receivables IOCL Polymer Division Dealership (Present & Future), registered equitable mortgage of industrial properties (Land & Building) in the name of Company - commercial premises in the name of Directors, pledge of Fixed Deposits and Shares in the name of Directors and personal guarantee of Directors. Respective Rate of Interest for borrowings from banks and financial institutions ranges between 8.50% p.a. to 10.50% p.a. Repayable within 3 to 5 Years from the balance sheet date.

**Unsecured Loans From Directors :**

Unsecured Loans from directors and relatives are long term in nature and as per management explanation, generally not repayable within one year from the balance sheet date. Rate of Interest @ 12% p.a.

**Unsecured Loans From Banks :**

Unsecured Loans from bank are long term in nature repayable within 1 to 3 Years from the balance sheet date, rate of interest being 9.00% p.a. to 14.00% p.a.

## Notes Forming Part of Consolidated Financial Statements

For The Year Ended 31 March, 2020

INR (In Rs.)

Particulars		As At 31 March 2020	As At 31 March 2019
<b>17.</b>	<b>GOVERNMENT GRANTS</b>		
	- State Cash Subsidy	1,763,866	1,763,866
	<b>Total</b>	<b>1,763,866</b>	<b>1,763,866</b>
<b>18.</b>	<b>SHORT TERM BORROWINGS</b>		
	<b>Secured :</b>		
	Working Capital Facilities from Bank	623,772,742	440,218,663
	Working Capital Facilities from Financial Institutions	-	49,505,777
	<b>Total</b>	<b>623,772,742</b>	<b>489,724,440</b>
<b>Note :</b>			
<b>Working Capital Facilities from Banks &amp; Financial Institutions :</b>			
Cash Credit & EDFs facilities from Banks & Financial Institutions are Secured by hypothecation over Inventory, Stock in Process, Finished Goods, Receivables and the entire current assets of the Company (Present & Future), hypothecation of plant & machinery of the Company, hypothecation of Receivables IOCL Polymer Division Dealership (Present & Future), registered equitable mortgage of industrial properties (Land & Building) in the name of Company - residential and commercial premises in the name of Directors, pledge of Fixed Deposits and Shares in the name of Directors and personal guarantee of Directors. Rate of Interest between 9.00% p.a. to 11.00% p.a.			
<b>19.</b>	<b>TRADE PAYABLES :</b>		
	(Refer Note No. 47)		
	Trade payables (Dues to Micro, Small & Medium Enterprise)	122,719,854	118,492,335
	Trade payables (Others)	543,870,033	334,835,788
	<b>Total</b>	<b>666,589,887</b>	<b>453,328,123</b>
<b>20.</b>	<b>OTHER FINANCIAL LIABILITIES :</b>		
(a)	Current Maturities of Long Term Debts	30,956,800	66,177,307
(b)	Interest Accrued but not Due on Borrowings	5,048,148	3,415,943
	<b>Total</b>	<b>36,004,948</b>	<b>69,593,250</b>
<b>21.</b>	<b>PROVISIONS :</b>		
	Provision for unpaid expenses	620,879	932,245
	<b>Total</b>	<b>620,879</b>	<b>932,245</b>
<b>22.</b>	<b>EMPLOYEE BENEFIT OBLIGATIONS :</b>		
	Provision For Employees Benefit (Refer Note No. 42)	8,147,409	6,523,880
	<b>Total</b>	<b>8,147,409</b>	<b>6,523,880</b>
<b>23.</b>	<b>CURRENT TAX LIABILITIES :</b>		
	Provision for current income-tax	46,050,000	28,000,000
	<b>Total</b>	<b>46,050,000</b>	<b>28,000,000</b>
<b>24.</b>	<b>OTHER CURRENT LIABILITIES :</b>		
(a)	Advances Received From Customers	47,047,335	151,267,355
(b)	Security Deposits	11,275,150	35,694,303
(c)	Statutory Liabilities	8,538,044	15,243,789
(d)	Other Payables	24,775,253	52,451,685
(e)	Unpaid Dividend	458,617	-
	<b>Total</b>	<b>92,094,399</b>	<b>254,657,133</b>

## Notes Forming Part of Consolidated Financial Statements

For The Year Ended 31 March, 2020

INR (In Rs.)

Particulars		For The Year 31 March 2020	For The Year 31 March 2019
<b>25.</b>	<b>REVENUE FROM OPERATION :</b>		
(a)	Sale of Products	1,877,745,847	1,458,345,171
(b)	Sale of Services	6,442,730	7,364,793
(c)	Other Operating Revenues	36,268,183	28,064,005
		<b>1,920,456,760</b>	<b>1,493,773,969</b>
	Less : Discount & Rate Difference	58,194,076	1,534,219
	<b>Total</b>	<b>1,862,262,684</b>	<b>1,492,239,750</b>
<b>26.</b>	<b>OTHER INCOME :</b>		
	Interest Income	29,363,154	9,625,746
	Dividend Income	1,243,529	618,674
	Foreign Exchange Rate Difference	401,172	(6,661)
	Property Usage Charges	300,000	300,000
	Profit on Sale of Fixed Assets	13,772	-
	MEIS Licence Income	1,628,515	769,832
	Sundry Creditor Written Bank / Misc Income	173,349	71,313
	<b>Total</b>	<b>33,123,491</b>	<b>11,378,903</b>
	<b>Note :</b>		
	<b>OTHER COMPREHENSIVE INCOME</b>		
	Adjustment on account of Gratuity	(2,123,529)	(865,897)
	Adjustment on account of Mutual Funds valued at Fair Value	2,051,607	831,923
	Adjustment on account of Unquoted Investments valued at Fair Value	(686,013)	-
	Adjustment on account of Share in Profit / (Loss) of Associate	1,200,788	642,835
		<b>4,42,853</b>	<b>6,08,861</b>
	Tax Adjustments	190,757	9,452
	<b>Total</b>	<b>633,610</b>	<b>618,313</b>
<b>27.</b>	<b>COST OF RAW MATERIAL AND STORES CONSUMED :</b>		
	Opening Stock :	15,005,626	37,653,302
	Add : Purchases	1,168,093,983	1,022,700,732
		<b>1,183,099,609</b>	<b>1,060,354,034</b>
	Less : Closing Stock	31,238,463	15,005,626
	<b>Total</b>	<b>1,151,861,147</b>	<b>1,045,348,407</b>
<b>28.</b>	<b>CHANGE IN INVENTORIES OF FINISHED GOODS, WORK-IN-PROCESS &amp; STOCK-IN-TRADE :</b>		
	Opening Stock :		
	Finished Goods	275,185,824	171,887,617
	Waste & Scrap	-	-
	<b>(a)</b>	<b>275,185,824</b>	<b>171,887,617</b>
	Less : Closing stock :		
	Finished Goods	294,630,662	275,185,824
	Waste & Scrap	375,463	-
	<b>(b)</b>	<b>295,006,125</b>	<b>275,185,824</b>
	<b>Total (a-b)</b>	<b>(19,820,301)</b>	<b>(103,298,207)</b>
<b>29.</b>	<b>EMPLOYEE BENEFITS EXPENSES :</b>		
	Salary, Wages and Bonus (including directors remuneration)	101,276,805	86,160,879
	Contribution to Provident Fund & Gratuity Fund	5,749,824	3,758,672
	Staff Welfare Expenses	1,976,511	1,858,801
	<b>Total</b>	<b>109,003,140</b>	<b>91,778,352</b>



## Notes Forming Part of Consolidated Financial Statements

For The Year Ended 31 March, 2020

INR (In Rs.)

Particulars		For The Year 31 March 2020	For The Year 31 March 2019
<b>30.</b>	<b>FINANCIAL COSTS :</b>		
	Interest Expenses	87,319,579	61,861,145
	Other Borrowing Costs	13,687,934	11,668,299
	<b>Total</b>	<b>101,007,514</b>	<b>73,529,445</b>
<b>31.</b>	<b>OTHER EXPENSES :</b>		
<b>a.</b>	<b>Manufacturing &amp; Operating Costs</b>		
	Consumption of Electric, Power and Fuel	31,533,289	22,994,724
	Machinery Repairs & Maintenance	968,044	-
	Lease Rent	-	6,447,749
	Other Manufacturing & Operating Expenses	6,542,878	11,417,550
	<b>(a)</b>	<b>39,044,211</b>	<b>40,860,023</b>
<b>b.</b>	<b>Sales &amp; Distribution Expenses</b>		
	Advertisement Expenses	2,038,624	848,949
	Sales Promotion Expenses	144,076,420	107,138,783
	Traveling Expenses	14,051,818	12,714,919
	Outward Transportation Expenses	98,580,543	83,799,814
	Rent, Rates & Taxes	7,626,040	1,474,406
	<b>(b)</b>	<b>266,373,445</b>	<b>205,976,871</b>
<b>c.</b>	<b>General &amp; Administrative Expenses</b>		
	Audit Fees	75,000	75,000
	Legal & Professional Expenses	6,050,431	3,994,175
	Insurance	2,557,756	1,766,070
	Other General & Administration Expenses	24,773,681	26,970,984
	<b>(c)</b>	<b>33,456,867</b>	<b>32,806,230</b>
	<b>Total (a+b+c)</b>	<b>338,874,523</b>	<b>279,643,123</b>
<b>32.</b>	<b>Earning per Share (EPS) :</b>		
(a)	Profit after tax for calculation of Basic and Diluted EPS	126,616,430	72,609,535
(b)	Weighted average number of equity shares outstanding for calculating EPS	50,378,790	50,378,790
(c)	Basic and Diluted EPS	2.51	1.44
<p>During FY 18-19, equity share of face value of Rs. 10/- each has been sub divided into five equity shares of face value of Rs. 2 /- each w.e.f. 19.09.2018 (i.e. 10075758 shares sub divided into 50378790 shares). Henceforth, EPS for the year ended 31st March, 2019 has have been calculated considering face value Rs.2/- per share.</p>			
<b>33.</b>	<b>Contingent Liabilities and Commitments :</b>		
(to the extent not provided for)			
<b>Holding Company</b>			
Contingent Liabilities			
(a)	Counter guarantee given to the banks against guarantee issued by banks on behalf of company.	119,376,487	129,595,208
(b)	Letter of Credits issued by bank (INR)	112,407,453	113,606,623
	Letter of Credits issued by bank (USD)	94,073	145,500
(c)	Disputed Liability in Appeal :		
	(i) Income-tax	475,670	10,507,534

## Notes Forming Part of Consolidated Financial Statements

For The Year Ended 31 March, 2020

INR (In Rs.)

Particulars		For The Year 31 March 2020	For The Year 31 March 2019
<b>Associate Company</b>			
Contingent Liabilities			
(a)	Counter guarantee given to the banks against guarantee issued by banks on behalf of company.	250,000	250,000
(b)	Letter of Credits issued by bank	40,662,782	43,340,463
<p>Based on favorable decision in similar cases / legal opinions taken by the Company / discussion with the solicitors etc., the Company believes that there are favourable chances in company's favour in respect of all the items above hence no provision there against is made.</p> <p>(Contingent liabilities as disclosed above are as certified by the management of the company)</p>			
<b>34.</b>	<b>Value of imports calculated on CIF basis by the company during financial year in respect of :</b>		
<b>Holding Company</b>			
i.	Raw materials & Parts	34,116,520	37,650,460
<b>Associate Company</b>			
i.	Raw material (Including High Seas Purchase)	23,503,273	3,584,790
<b>35.</b>	<b>Earnings &amp; Expenditure in foreign currency</b>		
<b>Holding Company</b>			
a.	Earnings		
	- Export Sales	27,468,237	50,089,568
b.	Expenditures		
	- Traveling Expenses	70,664	89,725
<b>Associate Company</b>			
a.	Earnings		
	- Export Sales	73,657,637	66,007,361
b.	Expenditures		
	- Traveling Expenses	Nil	Nil
<b>36.</b>	<b>Imported and Indigenous Material Consumed :</b>		
<b>Holding Company</b>			
i.	Total value of imported raw materials, spare parts and components consumed during the financial year	34,116,520	37,650,460
ii.	Total value of all indigenous raw materials, spare parts and components similarly consumed	1,117,744,626	1,007,697,948
iii.	Total value of imported and indigenous raw materials, spare consumed during the financial year	1,151,861,147	1,045,348,407
iv.	Imported raw materials and spare parts consumed in %	2.96%	3.60%
v.	Indigenous raw materials and spare parts consumed in %	97.04%	96.40%
<b>Associate Company</b>			
i.	Total value of imported raw materials, spare parts and components consumed during the financial year	23,503,273	3,584,790
ii.	Total value of all indigenous raw materials, spare parts and components similarly consumed	357,567,404	451,001,437
iii.	Total value of imported and indigenous raw materials, spare consumed during the financial year	381,070,677	454,586,227
iv.	Imported raw materials and spare parts consumed in %	6.17%	0.79%
v.	Indigenous raw materials and spare parts consumed in %	93.83%	99.21%

## Notes Forming Part of Consolidated Financial Statements

For The Year Ended 31 March, 2020

INR (In Rs.)

Particulars		For The Year 31 March 2020	For The Year 31 March 2019
<b>37.</b>	<b>Payment to Auditors (Excluding Goods &amp; Services tax) :</b>		
	<b>Holding Company</b>		
a.	Statutory Audit Fees	75,000	75,000
b.	GST Audit Fees	125,000	-
	<b>Associate Company</b>		
a.	Statutory Audit Fees	37,500	37,500
b.	GST Audit Fees	50,000	-
<b>38.</b>	<b>Details of raw materials consumed : (In Rupees)</b>		
	<b>Holding Company</b>		
i.	HDPE Granules & Micro Irrigation Systems Components	1,151,861,147	1,045,348,407
	<b>Associate Company</b>		
i.	UPVC Pipe & Fittings	381,070,677	454,586,227
<b>39.</b>	<b>Details of Manufactured Goods : (In Rupees)</b>		
	<b>Holding Company</b>		
	Product	Micro Irrigation Systems Set / Items	
	Opening Stock	275,185,824	171,887,617
	Closing Stock	294,630,662	275,185,824
	Sales	1,819,551,771	1,456,810,952
	<b>Associate Company</b>		
	Product	UPVC Pipes & Fittings	
	Opening Stock	46,579,010	47,377,594
	Closing Stock	67,982,871	46,579,010
	Sales	454,824,623	545,699,346

**40.** In the opinion of the Board and to the best of its knowledge and belief, the value on realization of current assets, loans and advances will, in the ordinary course of business, not be less than the amounts at which they are stated in the Balance sheet.

**41.** In the opinion of the Board and to the best of its knowledge and belief, all other contractual liabilities connected with business operations of the Company have been appropriately provided for.

### **42. Gratuity Benefits**

The Company has defined benefit gratuity plan. Every employee who has completed five years or more of services gets a gratuity on departure at 15 days salary (Last drawn salary) for each completed year of service.

The following table summarizes the component of net benefit expenses recognized in Statement of Profit & Loss. Gratuity Obligation as at year end as per Actuarial Valuation Report.

#### **Holding Company**

Particulars	2019-20	2018-19
Opening defined benefit obligation	6,523,880	5,657,983
Adjustment during the year (Net)	1,623,529	865,897
Closing Defined benefit obligation	8,147,409	6,523,880

#### **Associate Company**

Particulars	2019-20	2018-19
Opening defined benefit obligation	1,533,488	1,332,904
Adjustment during the year (Net)	85,981	200,584
Closing Defined benefit obligation	1,619,469	1,533,488

## Notes Forming Part of Consolidated Financial Statements

For The Year Ended 31 March, 2020

43. Previous year's figure have been reworked, regrouped, rearranged and reclassified wherever necessary. Accordingly, amounts and other disclosures for the preceding year are included as an integral part of the current year financial statements and are to be read in relation to the amounts and other disclosures relating to the current year.
44. Balances of Trade Payables, Unsecured Loans, Advances Received, Other Payables, Provisions, Trade Receivables, Long Term and Short Term Loans & Advances, Other Current and Other Non Current Assets are subject to the confirmation of the parties concerned. Wherever confirmation of the parties for the amounts due to them / amounts due from them as per books of accounts are not received, necessary adjustments, if any, will be made when the accounts are reconciled / settled.

45. Related Party Disclosure :	
Holding Company	
(i)	List of Related Parties and Relationship
	Relationship
	<b>Name of Related Party</b>
	<b>Key Management Personnel (KMP)</b>
	Mr. Ramesh D. Khichadia
	Mr. Ashok K. Patel
	Mr. Kaushik V. Mori
	Mr. Gopal D. Khichadia
	Mr. Harshadray L. Patel
	Ms. Anjanaben P. Paghadar
	Mr. Dhanjibhai R. Padmani (upto 27.09.2019)
	Mr. Prabhulal Nathabhai Rabadiya (w.e.f 26.12.2019)
	Ms. Khyati S. Mehta
	<b>Enterprise owned by Relative of Key Management Personnel</b>
	M/s. Capital Polymers
	M/s. Capital Polyplast (Guj) Pvt Ltd
	<b>Associate : (Where Company Exercises Significant influence)</b>
	M/s. Captain Pipes Ltd.

### (ii) Disclosure of Transactions with Related Parties

Particulars	2019-2020			
	Remuneration (R)/ Bonus (B)/ Sitting Fees (S)	Loan Received (Loan Repaid)	Interest	Purchase (P) Sales (S) Property Usage Charges Received (PU)
<b>Key Management Personnel</b>				
Mr. Ramesh D. Khichadia	5114789 (R+B)	55,001,000	1,484,495.00	-
Mr. Ramesh D. Khichadia	-	(22,650,000)	54,247.00	-
Mr. Ashok K. Patel	346068 (R+B)	-	-	-
Mr. Kaushik V. Mori	997630 (R+B)	-	-	-
Mr. Harshadray L. Patel	14000 (S)	-	-	-
Ms. Anjanaben P. Paghadar	14000 (S)	-	-	-
Mr. Dhanjibhai R. Padmani	7000 (S)	-	-	-
Mr. Prabhulal Nathabhai Rabadiya	3500 (S)	-	-	-
Ms. Khyati S. Mehta	219340 (R)	-	-	-

## Notes Forming Part of Consolidated Financial Statements

For The Year Ended 31 March, 2020

<b>Enterprise owned by Relative of key Management Personnel :</b>				
M/s. Capital Polymers	-	-	-	44,469,444 (P)
M/s. Capital Polymers	-	-	-	90,30,408 (S)
M/s. Capital Polyplast (Guj) Pvt Ltd	-	-	-	38,338,698 (P)
M/s. Capital Polyplast (Guj) Pvt Ltd	-	-	-	38,317,558 (S)
M/s. Captain Technocast Ltd.	-	-	-	1,050,000 (S)
<b>Associate : (Where Company Exercises Significant influence) :</b>				
M/s. Captain Pipes Ltd.	-	-	-	123,376,863(P)
M/s. Captain Pipes Ltd.	-	-	-	25,511,570 (S)
M/s. Captain Pipes Ltd.	-	-	-	354,000 (PU)
<b>Closing Balances :</b>				
<b>Key Management Personnel</b>				
Mr. Ramesh D. Khichadia	367 (R+B)	-	33,687,045 (USL) (Credit)	-
Mr. Gopal D. Khichadia	-	-	513,590 (USL) (Credit)	-
Mr. Ashok K. Patel	28,639 (R+B)	-	-	-
Mr. Kaushik V. Mori	75,687 (R+B)	-	-	-
Mr. Harshadray L. Patel	14000 (S)	-	-	-
Ms. Anjanaben P. Paghadar	14000 (S)	-	-	-
Mr. Dhanjibhai R. Padmani	7000 (S)	-	-	-
Mr. Prabhulal Nathabhai Rabadiya	3500 (S)	-	-	-
Ms. Khyati S. Mehta	16,082 (R+B)	-	-	-
<b>Enterprise owned by Relative of key Management Personnel :</b>				
M/s. Capital Polymers.	-	-	-	8,850,898 (Credit)
M/s. Capital Polyplast (Guj) Pvt Ltd.	-	-	-	9,41,632 (Debit)
M/s. Captain Technocast Ltd.	-	-	-	5,339 (Debit)
<b>Associate : (Where Company Exercises Significant influence) :</b>				
M/s. Captain Pipes Ltd.	-	-	-	5,166,187 (Debit)

### (ii) Disclosure of Transactions with Related Parties

Particulars	2018-2019			
	Remuneration (R)/ Bonus (B)/ Sitting Fees (S)	Loan Received (Loan Repaid)	Interest	Purchase (P) Sales (S) Property Usage Charges Received (PU)
<b>Key Management Personnel</b>				
Mr. Ramesh D. Khichadia	4596156 (R+B)	-	-	-
Mr. Ramesh D. Khichadia	-	(5,065)	-	-
Mr. Ashok K. Patel	346068 (R+B)	-	-	-
Mr. Kaushik V. Mori	1018560 (R+B)	-	-	-

## Notes Forming Part of Consolidated Financial Statements

For The Year Ended 31 March, 2020

Mr. Gopal D. Khichadia	-	-	51,839.00	-
Mr. Harshadray L. Patel	14000 (S)	-	-	-
Ms. Anjanaben P. Paghadar	14000 (S)	-	-	-
Ms. Khyati S. Mehta	194988 (R+B)	-	-	-
Mr. Dhanjibhai R. Padmani	14000 (S)	-	-	-
<b>Enterprise owned by Relative of key Management Personnel :</b>				
M/s. Capital Polymers	-	-	-	4,29,85,152 (P)
M/s. Capital Polymers	-	-	-	2,87,83,346 (S)
M/s. Capital Polyplast (Guj) Pvt Ltd	-	-	-	1,19,52,111 (P)
M/s. Capital Polyplast (Guj) Pvt Ltd	-	-	-	1,23,05,953 (S)
<b>Associate : (Where Company Exercises Significant influence) :</b>				
M/s. Captain Pipes Ltd.	-	-	-	14,62,53,473(P)
M/s. Captain Pipes Ltd.	-	-	-	8,57,94,036 (S)
M/s. Captain Pipes Ltd.	-	-	-	3,54,000 (PU)
<b>Closing Balances:</b>				
<b>Key Management Personnel</b>				
Mr. Ramesh D. Khichadia	34,251 (R+B) (Credit)	-	-	-
Mr. Ashok K. Patel	35,719 (R+B) (Credit)	-	-	-
Mr. Kaushik V. Mori	90,579 (R+B) (Credit)	-	-	-
Mr. Gopal D. Khichadia	-	-	4,61,541 (USL) (Credit)	-
Ms. Khyati S. Mehta	29,788 (R+B) (Credit)	-	-	-
<b>Enterprise owned by Relative of key Management Personnel :</b>				
M/s. Capital Polymers	-	-	-	34,38,138 (Debit)
M/s. Capital Polyplast (Guj) Pvt Ltd	-	-	-	9,62,770 (Debit)
<b>Associate : (Where Company Exercises Significant influence) :</b>				
M/s. Captain Pipes Ltd.	-	-	-	2,95,550 (Debit)



## Notes Forming Part of Consolidated Financial Statements

For The Year Ended 31 March, 2020

Associate Company		
(i)	List of Related Parties and Relationship	
	Name of Related Party	Relationship
	<b>Key Management Personnel (KMP)</b>	
	Mr. Ramesh D. Khichadia	Director
	Mr. Gopal D. Khichadia	Director
	Mr. Kantilal M. Gedia	Director
	Mr. Arvindbhai Ranpariya	Independent Director
	Mr. Ratilal Baldha	Independent Director
	Ms. Prafullaben Tank	Independent Director
	Mr. Chandrakant Gadhiya	CFO
	Mr. Jeet Raichura (upto 30.05.2019)	Company Secretary
	Ms. Hetal Vacchani (01.06.2019 to 26.09.2019)	Company Secretary
	Ms. Himaxi Bohra (w.e.f. 21.10.2019)	Company Secretary
	<b>Enterprise owned by Relative of Key Management Personnel</b>	
	M/s. Capital Polymers	
	<b>Company under same management</b>	
	M/s. Captain Polyplast Ltd.	
	<b>Enterprise owned by Key Management Personnel and Relative of Key Management Personnel</b>	
	M/s. Captain Technocast Pvt. Ltd	

### (ii) Disclosure of Transactions with Related Parties

Particulars	2019-2020			
	Remuneration / Bonus / Sitting Fees	Loan Received (Loan Repaid)	Interest (I) Jobwork Exps. (J) Usage Charges (U)	Purchases (P) Sales (S)
<b>Key Management Personnel</b>				
Mr. Rameshbhai D. Khichadia	-	10,000,000	-	-
Mr. Gopal D. Khichadia	2,445,036	(1,100,000)	-	-
Mr. Gopal D. Khichadia	-	1,240,000	-	-
Mr. Kantilal M. Gedia	297,588	350,000	-	-
Mr. Arvindbhai Ranpariya	10,000	-	-	-
Mr. Ratilal Baldha	10,000	-	-	-
Ms. Prafullaben Tank	10,000	-	-	-
Mr. Jeetkumar B. Raychura	65,672	-	-	-
Ms. Hetal Vacchani	51,700	-	-	-
Ms. Himaxi Bohra	70,439	-	-	-
Mr. Chandrakant Gadhiya	524,504	-	-	-
<b>Enterprise owned by Relative of Key Management Personnel</b>				
M/s. Capital Polymers	-	-	-	37456 (P)
<b>Enterprise owned by Key Management Personnel and Relative of Key Management Personnel</b>				
M/s. Captain Technocast Pvt Ltd	-	-	-	95505 (S)

## Notes Forming Part of Consolidated Financial Statements

For The Year Ended 31 March, 2020

Companies under same management				
M/s. Captain Polyplast Ltd.	-	-	-	12,33,76,862 (S)
M/s. Captain Polyplast Ltd.	-	-	-	2,55,11,570 (P)
M/s. Captain Polyplast Ltd.	-	-	3,54,000 (U)	-

Dues from companies under same management - Captain Polyplast Ltd. - Rs. Nil (Rs. Nil)

Particulars	2018-2019			
	Remuneration (R)/ Bonus (B)/ Sitting Fees (S)	Loan Received (Loan Repaid)	Interest (I) Jobwork Exps. (J) Usage Charges (U)	Purchases (P) Sales (S)
<b>Key Management Personnel</b>				
Mr. Rameshbhai D. Khichadia	-	(2,000,000)	-	-
Mr. Gopal D. Khichadia	2,301,262	(14,800,000)	-	-
Mr. Gopal D. Khichadia	-	15,000,000	-	-
Mr. Kantilal M. Gedia	296,122	(3,400,000)	-	-
Mr. Arvindbhai Ranpariya	10,000	-	-	-
Mr. Ratilal Baldha	10,000	-	-	-
Ms. Prafullaben Tank	10,000	-	-	-
Mr. Jeetkumar B. Raychura	99,636	-	-	-
Mr. Chandrakant Gadhiya	472,578	-	-	-
<b>Enterprise owned by Relative of key Management Personnel :</b>				
M/s. Capital Polyplast (Guj) Pvt Ltd	-	-	-	-
M/s. Capital Polymers	-	-	-	5819 (S) "
M/s. Capital Polyplast (Guj) Pvt Ltd	-	-	-	1562128 (S) "
<b>Companies under same management</b>				
M/s. Captain Polyplast Ltd.	-	-	-	14,62,53,473 (S)
M/s. Captain Polyplast Ltd.	-	-	-	8,57,94,036 (P)
M/s. Captain Polyplast Ltd.	-	-	3,54,000 (U)	-

Dues from companies under same management - Captain Polyplast Ltd. - Rs. Nil (Rs. 69,01,583)

### 46. Segment Reporting

The Group's operating segments are established on the basis of those components of the Group that are evaluated regularly by the Executive Committee (the 'Chief Operating Decision Maker' as defined in Ind AS 108 - 'Operating Segments'), in deciding how to allocate resources and in assessing performance. These have been identified taking into account nature of products and services, the differing risks and returns and the internal business reporting systems.

In accordance with Ind AS - 108 - "Operating Segments", the Company has identified its business segment as

**Segment-1** : "Manufacturing of Micro Irrigation Systems & Allied Products" and

**Segment-2** : "DCA cum CS of Indian Oil Corporation Ltd. (IOCL) - Polymer Business".

The accounting policies adopted for segment reporting are in line with the accounting policy of the Company with following additional policies for segment reporting.

- Revenue and Expenses have been identified to a segment on the basis of relationship to operating activities of the segment. Revenue and Expenses which relate to enterprise as a whole and are not allocable to a segment on reasonable basis have been disclosed as "Unallocable".
- Segment Assets and Segment Liabilities represent Assets and Liabilities in respective segments. Investments, tax related assets and other assets and liabilities that cannot be allocated to a segment on reasonable basis have been disclosed as "Unallocable".

## Notes Forming Part of Consolidated Financial Statements

For The Year Ended 31 March, 2020

### Primary Segment Information

Amt. (In. Rs.)  
Figures in brackets shows previous year figures

Particulars	Segment-1	Segment-2	Total
Segment Revenue	1,833,485,397	28,777,287	1,862,262,684
External Revenue (excluding other income)	(1,471,843,639)	(20,396,112)	(1,492,239,750)
Segment Results Before Int. & Taxes			240,631,341 (161,347,881)
Less : Interest & Finance Charges			101,007,514 (73,529,445)
Add : Interest & Other Income	6,053,880 (3,219,596)	27,069,611 (8,159,307)	33,123,491 (11,378,903)
Profit Before Tax			172,747,318 (99,197,339)
Les : Tax Expenses			46,130,889 (26,587,805)
Profit After Tax	111,105,607 (64,968,518)	15,510,823 (7,641,016)	126,616,430 (72,609,535)
Other Information			
Segment Assets	1,697,473,137 (1,560,612,621)	363,749,988 (170,992,942)	2,061,223,125 (1,731,605,564)
Unallocated Assets			50,835,442 (49,045,516)
Segment Liabilities	1,065,188,619 (993,297,122)	462,011,549 (346,044,777)	1,527,200,168 (1,339,341,900)
Unallocated Liabilities			54,818,288 (35,456,125)
Capital Expenditure	18,673,430 (90,772,862)	14,350 -	18,687,780 (90,772,862)
Depreciation	42,114,785 (18,015,188)	40,902 (13,867)	42,155,687 (18,029,055)
Non Cash Expenses other than Depreciation			- -

### Secondary Segment Information

The major and material activities of the company are restricted to only one geographical segment i.e. India, hence the secondary segment disclosures are also not applicable.

47. Based on the information / documents / parties identified by the company and to the extent information available / gathered, information as required to be disclosed as per Micro, Small and Medium Enterprise Development Act, 2006 have been determined as follows:

### Holding Company

INR (In lakhs)

Particulars	2019-2020	2018-19
Principal amount remaining unpaid to any supplier at the end of the year.	1,227.20	1,184.92
Interest due on above *	24.66	9.17
Amount of interest paid by the company to the suppliers	Nil	Nil
Amount paid to the suppliers beyond respective due dates *	*	*
Amount of interest due and payable for the period of delay in payments but without adding the interest specified under the Act. *	*	*

## Notes Forming Part of Consolidated Financial Statements

### For The Year Ended 31 March, 2020

Amount of interest accrued and remaining unpaid at the end of the year.	*	*
Amount of further interest remaining due and payable even in the succeeding years, until such date when interest dues as above are actually paid to the small enterprise.*	*	*

\*\* Whatever information the company could identify as above were possible at the year end only, and in view of the same & according to the company, it could not identify payments beyond due date during the year and to make interest provisions to that extent, as per the agreed terms with the suppliers. The company could identify the principal amount remaining unpaid as on 31st March, 2020 based on the status of respective suppliers received during the year. However, the company has not made provision of any interest due to suppliers for outstanding balance / payment made beyond respective due dates.

For the year ended on 31st March, 2019, Information regarding status and the amount of outstanding dues of MICRO or Small Scale Industrial Enterprise(s) out of the total trade payables, as per The Micro, Small & Medium Enterprise Development Act, was under compilation at the time of signing the audited financial statements for the year ended 31st March, 2019. Hence, the Company had not disclosed during FY 18-19. Interest payable figure for the year ended 31st March, 2019 has been worked out during FY 20-21 only based on the information available with the company."

#### Associate Company

Particulars	INR (In lakhs)	
	2019-2020	2018-19
Principal amount remaining unpaid to any supplier at the end of the year.	387.18	518.58
Interest due on above *	11.44	4.37
Amount of interest paid by the company to the suppliers	Nil	Nil
Amount paid to the suppliers beyond respective due dates *	*	*
Amount of interest due and payable for the period of delay in payments but without adding the interest specified under the Act. *	*	*
Amount of interest accrued and remaining unpaid at the end of the year.	*	*
Amount of further interest remaining due and payable even in the succeeding years, until such date when interest dues as above are actually paid to the small enterprise.*	*	*

\* Whatever information the company could identify as above were possible at the year end only, and in view of the same & according to the company, it could not identify payments beyond due date during the year and to make interest provisions to that extent, as per the agreed terms with the suppliers. The company could identify the principal amount remaining unpaid as on 31st March, 2020 based on the status of respective suppliers received during the year. However, the company has not made provision of any interest due to suppliers for outstanding balance / payment made beyond respective due dates.

48. Effective from 1st April, 2019, the Company adopted Ind AS 116 "Leases", applied to material contracts having lease component existing on the transition date using the modified retrospective method. Accordingly, comparatives for the year ended 31st March, 2019 have not been retrospectively adjusted. The Company has measured the Right of Use Assets (RoU) and Lease Liability based on remaining lease period. On such date, the adoption of new standard resulted in recognition of RoU and Lease Liability of Rs. 298.40 Lacs. The effect of this adoption is insignificant on the profits of the period and earnings per share. The lease arrangement is for machineries. The total lease tenure is for 3 Years.

#### Holding Company

Particulars	INR (In lakhs)	
	Disclosures :	
	FY 19-20	
<b>Right of Use</b>		
Initial Recognition on Transition date i.e. 1st April, 2019	298.40	
Add : Additions	Nil	
(Less) : Amortization (Depreciation) on ROU Assets	(115.50)	
<b>Balance as at 31st March, 2020</b>	<b>182.89</b>	
<b>Lease Liabilities</b>		
Balance as at 1st April, 2019	298.40	
Add : Finance Cost accrued during the period	26.19	
(Less) : Payments of Lease Liabilities	(135.15)	
<b>Balance as at 31st March, 2020</b>	<b>189.44</b>	

## Notes Forming Part of Consolidated Financial Statements

For The Year Ended 31 March, 2020

### 49. Corporate Social Responsibility:

As per Section 135 of the Companies Act, 2013, a company, meeting the applicability threshold, needs to spend at least 2% of its average net profit for the immediately preceding three financial years on corporate social responsibility (CSR) activities. A CSR Committee has been formed by the company as per the Companies Act, 2013. Following are relevant disclosures in this regard:

Holding Company		INR (In lakhs)
Sr. No.	Particulars	FY 19-20
a.	Amount required to be spent as per Section 135 of the Act	17.40
b.	Amount spent during the year on :	
(i)	Construction/ acquisition of an asset	-
(ii)	On purpose other than (i) above	17.40

50. As explained to us by the management of company, the outbreak of corona virus (Covid-19) pandemic globally and in India is causing significant disturbance and slowdown of economic activity. The company has

evaluated impact of this pandemic on its business operations. Based on the review and current indicators of future economic conditions, as on current date, the Company has concluded that the impact of Covid-19 is not material based on these estimates. Due to the nature of pandemic, the Company will continue to monitor developments to identify significant uncertainties in future periods, if any.

51. Subsequent to Balance Sheet Date, the Board of Directors has recommended a final dividend @ 2% per share [i.e. Rs. 0.04/- (4 Paise per share) for the financial year ended 31st March, 2020 on Equity Shares of Rs. 2/- each, fully paid up. This equity dividend is subject to approval by shareholders at the ensuing Annual General Meeting and has not been included as a liability in these financial statements, since no obligation exists at that time.
52. Wherever no vouchers and documentary evidences were made available for our verification, we have relied on the authentication given by management of the company.
53. Figures have been rounded off to nearest rupee and have been regrouped, rearranged and reclassified wherever necessary.

Signature to Notes No. 1 to 53

As per our report of even date attached  
**For SVK & ASSOCIATES**  
 Chartered Accountants  
 Firm Reg. No. - 118564W

SD/-  
**Shilpang V. Karia**  
 Partner  
 M. No. - 102114  
 UDIN : 20102114AAAACU6857

Place : Rajkot  
 Date : 25.06.2020

On behalf of the Board of Directors  
**FOR, CAPTAIN POLYPLAST LTD.**

SD/-  
**R. D. Khichadia**  
 Managing Director  
 DIN : 00087859

SD/-  
**Kaushik Mori**  
 Chief Financial Officer

SD/-  
**A. K. Patel**  
 Wholetime Director  
 DIN : 00127951

SD/-  
**Khyati S. Mehta**  
 Company Secretary

*If undelivered, Please return to*



**Registered Office**

UL-25, Royal Complex Bhutkhana Chowk, Dhebar Road, Rajkot - 360001 (Guj.), India

Email : [info@captainpolyplast.in](mailto:info@captainpolyplast.in), Website: [www.captainpolyplast.com](http://www.captainpolyplast.com)