

MUNJAL AUTO

31st Annual Report & Accounts 2015-16



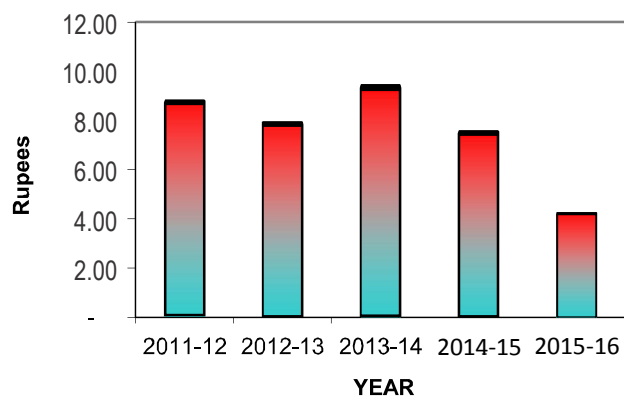
Munjal Auto Industries Limited

FINANCIAL STATISTICS FIVE YEARS' TRACK RECORD

(Rs. In Lacs)

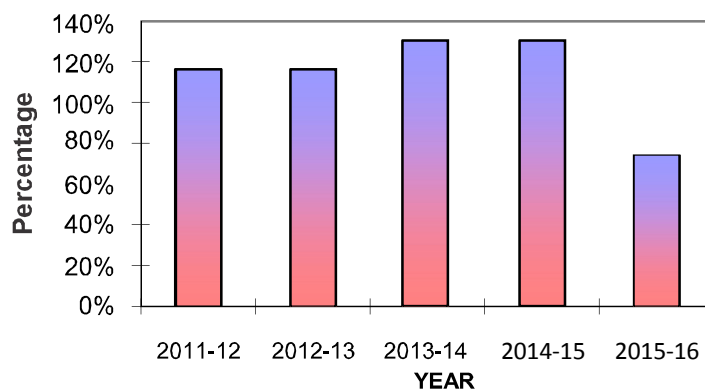
	2011-12	2012-13	2013-14	2014-15	2015-16
Equity Share Capital	1,000	1,000	1,000	1,000	1,000
Reserves & Surplus	11,551	14,330	17,634	19,694	20,859
Deferred Tax Liability / (Assets)	524	646	657	779	979
Secured Loans	6,153	6,008	7,697	7,824	6,214
Total External Liability	11,643	10,355	12,937	12,548	12,334
Total Assets	30,871	32,339	39,925	41,845	41,386
Sales	73,582	78,622	89,192	97,278	97,163
YoY Growth	28.58%	6.85%	13.44%	9.07%	-0.12%
Profit Before Interest, Depreciation & Tax (PBDIT)	6,610	5,999	6,785	7,276	4,931
Interest	779	687	601	863	794
Depreciation	1,003	1,138	1,245	1,483	1,666
Profit before Tax	4,828	4,174	4,939	4,929	2,471
Profit after Tax	4,432	3,949	4,766	3,803	2,008
Earnings Per Share (Rs.)	8.86	7.90	9.53	7.61	4.02
Dividend	100%	100%	125%	125%	70%

EARNING PER SHARE



■ Earning Per Share (Rs.)

DIVIDEND



■ Dividend

CORPORATE INFORMATION

Munjal Auto Industries Limited

CIN: L34100GJ1985PLC007958

BOARD OF DIRECTORS

CHAIRMAN AND MANAGING DIRECTOR

Mr. Sudhir Kumar Munjal

WHOLE TIME DIRECTORS

Mrs. Anju Munjal

Mr. Anuj Munjal

DIRECTORS

Mr. Vikram Shah

Mr. Naresh Kumar Chawla

Mr. Mahendra Sanghvi

Mr. Ramkisan Devidayal

Mr. Sudesh Kumar Duggal

Mr. Jal Ratanshaw Patel

CFO

Mr. S. K. Sharma

COMPANY SECRETARY

Mr. Rakesh Johari

AUDITORS

Vakil Jain & Hindocha

Chartered Accountants

38, Gautam Nagar, Race Course,

Vadodara 390 007

BANKERS

State Bank of India

IDBI Limited

HDFC Bank Limited

REGISTERED OFFICE & PLANT I

187, GIDC Industrial Estate,

Waghodia 391760

Dist. Vadodara (Gujarat)

PLANT II

Plot No.37, Sector 5, Phase II,

Growth Centre Bawal – 123501

Dist. Rewari (Haryana)

PLANT III

Plot No.11, Industrial Park -2, Village: Salempur,

Mehdood, Haridwar – 249402 (Uttarakhand)

PLANT IV

Plot No.32A, Industrial Area,

Phase II, Dharuhera -122106,

Dist. Rewari, State : Haryana

CORPORATE OFFICE

301, 3rd Floor, Galleria Tower,

DLF Phase IV,

Gurgaon- 122 002

CONTENTS

Directors' Report	2-6
Annexure to Directors' Report	7-22
Independent Auditors' Report	23-27
Balance Sheet	28
Profit & Loss Account	29
Cash Flow Statement	30-31
Notes on Accounts	32-34
Notes to Balance Sheet	35-39
Notes to Statement of Profit & Loss	40-46
Corporate Governance Report	47-60



DIRECTOR'S REPORT

To
The Members
Munjal Auto Industries Limited

Your Directors have pleasure in presenting the Company's 31st Annual Report together with the Audited Financial Statements for the year ended March 31, 2016.

FINANCIAL RESULTS

The Company's financial performance for the year ended March 31, 2016 is summarized below:-

	(Rs. in Lacs)	
Year ended March 31,	2015-2016	2014-2015
Sales & Other Income	97162.76	97277.31
Profit before Finance Cost & Depreciation	4931.18	7275.87
Depreciation	(1666.10)	(1483.54)
Finance Cost	(794.29)	(863.23)
Profit before Taxation	2470.79	4929.10
Provision for Taxation (Deferred & Current)	(463.18)	(1125.96)
Surplus Carried Forward	16843.02	14783.15
Adjustment for Depreciation	-	(238.80)
Profit available for appropriation	18850.63	18347.49
Appropriations		
Dividend on Equity Shares	700.00	1250.00
Tax on Dividend	142.51	254.47
Transfer to General Reserve	-	-
Surplus carried to Balance Sheet	18008.12	16843.02
Total Appropriation	18850.63	18347.49

DIVIDEND

As you are aware, your Directors have already declared and paid Interim Dividend @ 70% i.e. Rs.1.40/- on equity share of face value of Rs. 2/- each aggregating to Rs. 700 lacs (exclusive of tax) for the fiscal year ended 31st March, 2016.

The Board has considered interim dividend as final dividend for the F.Y. 2015-16 and accordingly has not recommended any final dividend.

APPROPRIATIONS

After setting aside amount of Rs.842.51 lacs towards dividend including dividend distribution tax, surplus in the profit & loss account stands at Rs. 18850.63 lacs (Rs. 18347.49 lacs previous year).

PERFORMANCE

The Company was able to maintain sales turnover of Rs. 959.58 Crore during the year almost at same level as last year inspite of overall sluggish conditions in Indian economy and especially in auto sector. However Profit before tax and profit after tax were Rs. 24.71 Crores and Rs. 20.08 Crores respectively during the year as against Rs. 49.29 Crore and Rs. 38.03 Crore respectively in the previous year.

CAPACITY UTILIZATION & PLANT OPERATIONS

All four units of the Company at Waghodia in Gujarat, Bawal as well as Dharuhera both in Haryana and Haridwar in Uttarakhand are running well and continue to operate at a satisfactory level of efficiency.

NO CHANGE IN SHARE CAPITAL

The paid up equity capital as on March 31, 2016 stands at Rs. 10 Crore consisting of 5 Crore Equity Shares of Rs.2/- each with no change as compared to previous year.

APPOINTMENT/ CESSATION OF DIRECTORS OR KMP

In terms of section 152 and other applicable provisions, if any, of the Companies Act, 2013 ('the Act'), Mrs. Anju Munjal retires by rotation at this Annual General Meeting and being eligible, offers herself for re-appointment.

Your Board recommends re-appointment of Mrs. Anju Munjal, retiring at the forthcoming AGM of Company in terms Section 152 of the Act who in opinion of the Board fulfills the conditions for reappointment specified in the Act and rules made thereunder.

It is also proposed to seek approval of the members by way of Special Resolution for continuation of availing services of Mr. Sudhir Kumar Munjal as a Chairman & Managing Director upto his residual term ending on 28th August, 2018, as he would complete the age of 70 years on 26th October, 2016.

BOARD EVALUATION

Pursuant to the applicable provisions of the Act and Regulation 17(10) and other applicable regulations, if any, of the SEBI (Listing Obligations and Disclosure Requirements) Regulations, 2015 ('LODR'). The performance of the Board and individual Directors was evaluated by the Board seeking relevant inputs from all the Directors. The Nomination and Remuneration committee (NRC) reviewed the performance of the individual Directors. Two separate meetings of Independent Directors were held to review the performance of Non-Independent Directors, performance of the Board as a whole and performance of the Chair-person of the Company.

The performance of the Board and individual Director was found satisfactory.

QUALITY

Your Company is focusing on quality, right from new product development stage such as design of processes, manufacturing of tools, fixtures & dies to ensure, quality output. This is the attribute of your Company which has enabled it to sustain as a consistent quality producer over the years.

FINANCE

Your Company continued to focus on operational improvement. Continuing focus on managing optimal levels of inventory, sound business performance, operating efficiencies in various segments of business and cost saving drive across the organization have helped it generating good cash flow from operations, notwithstanding headwinds blowing in automobile sector and sluggish macro-economic environment throughout the year.

Your Company was able to raise the short-term/long term funds needed for its working capital related requirements & term loans for new capital expenditure at competitive rates. Your Company continues to enjoy excellent credit ratings for both long and short tenure borrowings and maintains impeccable debt-servicing track record, which helps it retain excellent rapport with all of its bankers.

CORPORATE GOVERNANCE

The Company is committed to maintain the highest standards of corporate governance and adhere to the corporate governance requirements set out by SEBI. The report on Corporate Governance as stipulated under the LODR forms an integral part of this Report. The requisite certificate from the Auditors of the Company confirming compliance with the conditions of corporate governance is attached to the report on Corporate Governance.

CORPORATE SOCIAL RESPONSIBILITY

The Corporate Social Responsibility Committee ('CSR Committee') has formulated and recommended to the Board, a Corporate Social Responsibility Policy ('CSR Policy') indicating the activities to be undertaken by the Company, which has been approved by the Board.

The amount required to be spent on CSR activities during the year under report in accordance with the provisions of section 135 of the Act is Rs. 93.61 lacs and the Company has spent Rs. 61.01 lacs during the current financial year.

The Company was in a process to recognize the appropriate CSR project for spending on the CSR expenditure to contribute towards the society and hence the Company could spend only to the extent of Rs. 61.01 lacs and could not spend Rs. 32.60 lacs out of Rs. 93.61 lacs to be spent towards CSR expenditure

The requisite details (in a matrix form) on CSR activities pursuant to Section 135 of the Act and as per Annexure attached to the

Companies (Corporate Social Responsibility Policy) Rules, 2014 are annexed as **Annexure A** to this Report.

POLICY RELATING TO ANTI SEXUAL HARASSMENT OF WOMEN AT WORKPLACE

The Company has placed a Policy to treat women employees with dignity and no discrimination against them plus zero tolerance toward any sexual abuse - to abide by letter and spirit requirements of the Sexual Harassment of Women at the Workplace (Prevention, Prohibition and Redressal) Act, 2013 and Rules there under and redressal of complaints of sexual harassment at work place. All employees (permanent, contractual, temporary, trainees) are supposed to adhere to the conduct themselves as prescribed in this policy. During the year under review no complaint was reported to the Board.

DEPOSITS

Your Company has neither accepted nor renewed any deposits within the meaning of Section 73 of the Act read with the Companies (Acceptance of Deposits) Rules, 2014.

PARTICULARS OF LOANS, GUARANTEES, SECURITIES OR INVESTMENTS

The Company has not given any guarantees or securities within the meaning of the provisions of section 186 of the ('the Act').

However, the aggregate of loans and advances granted as also investments made, if any are within the limits of Section 186 of the Act.

STATEMENT ON THE DECLARATION GIVEN BY INDEPENDENT DIRECTORS PURSUANT TO SECTION 149(6) OF THE ACT

The Company has received declaration from all independent Directors of the Company to the effect that they meet criteria of independence as stipulated u/s 149(6) of the Act and applicable regulations of LODR.

DIRECTORS' RESPONSIBILITY STATEMENT

In terms of Section 134 (5) of the Companies Act, 2013, the Directors would like to state that:

- a) In the preparation of the annual accounts, the applicable accounting standards have been followed along with proper explanation relating to material departures; if any
- b) The Directors have selected such accounting policies and applied them consistently and made judgments and estimates that were reasonable and prudent so as to give a true and fair view of the state of affairs of the Company at the end of the financial year and of the profit and loss of the Company for the year under review;
- c) The Directors have taken proper and sufficient care for the maintenance of adequate accounting records in accordance



with the provisions of this Act for safeguarding the assets of the Company and for preventing and detecting fraud and other irregularities;

- d) The Directors have prepared the annual accounts on a going concern basis; and
- e) The Directors, have laid down internal financial controls to be followed by the Company and that such internal financial controls are adequate and were operating effectively;
- f) The Directors have devised proper system to ensure compliance with the provisions of all applicable laws and that such systems were adequate and operating effectively;

PARTICULARS OF CONTRACTS OR ARRANGEMENTS WITH RELATED PARTIES REFERRED IN SECTION 188 OF THE COMPANIES ACT, 2013

There were no related party transactions entered into during the financial year under section 188 of Companies Act, 2013.

HOLDING / SUBSIDIARY / ASSOCIATE / JOINT VENTURE COMPANY

Thakur Devi Investments Private Limited is a holding company of the Company holding 74.81% Equity Share Capital of the Company. Neither the Company has any subsidiary/associate/joint venture Company nor any other Company has become subsidiary/ Associate/ Joint Venture Company of the Company during the year.

AUDIT COMMITTEE RECOMMENDATIONS

During the year, The Board has accepted all recommendations of Audit Committee and accordingly no disclosure is required to be made in respect of non acceptance of any recommendation of the Audit Committee by the Board.

INTERNAL FINANCIAL CONTROL

The Corporate Governance Policy guides the conduct of the affairs of your Company and clearly delineates the roles, responsibilities at each level of its key functionaries involved in governance. Your Company has in place adequate internal financial controls with reference to the Financial Statements. During the year under review, no reportable material weakness in the operation was observed. Regular audit and review processes ensure that such systems are reinforced on an ongoing basis.

INSURANCE

Your Company's assets are adequately insured against multiple risks from fire, riot, earthquake, terrorism and other risks which are considered necessary by the management.

As an additional coverage, a Public Liability Insurance Policy is also in place and it has been taken to cover public liability/ties, if any, arising out of any industrial accidents. We have covered also, the

Directors' and Officers' liability under the Companies Act to meet with any eventuality.

RATINGS FOR BORROWING

ICRA, the rating agency has reaffirmed AA- with stable outlook for the long term ratings for bank facilities and A1+ the short term rating for short term bank facilities and commercial paper of your Company.

AUDITORS

Statutory Auditors

The auditors, M/s. Vakil, Jain & Hindocha, Chartered Accountants, retire at the ensuing Annual General Meeting. They have furnished their consent and requisite certificate pursuant to the Act in respect of their proposed reappointment.

Internal Auditors

M/s Mukund & Rohit, Chartered Accountants, Vadodara, have been appointed as Internal Auditors of the Company in terms of Section 138 of the Act and rules and regulations, made thereunder, for the Financial Year 2016-17 by the Board of Directors, upon recommendation of the Audit Committee.

Secretarial Auditors

Pursuant to provisions of section 204 of the Act and The Companies (Appointment and Remuneration of Managerial Personnel) Rules, 2014 the Company has appointed M/s Devesh Vimal & Co., Company Secretaries in practice to undertake the Secretarial Audit of the Company. The Secretarial Audit Report for the financial year ended March 31, 2016 is annexed herewith marked as **Annexure C** to this Report. The Secretarial Audit Report does not contain any qualification, reservation or adverse remark.

EXPLANATIONS/COMMENTS ON STATUTORY AUDITORS' REPORT & SECRETARIAL AUDITORS' REPORT

Neither the statutory auditors nor the Secretarial Auditors of the Company, in their respective reports, have made any qualifications, reservations, adverse remarks or disclaimers. Accordingly, no explanations/ comments thereon are required to be furnished.

AUDIT COMMITTEE

The Composition of the Audit Committee is in line with the provisions of Section 177 of the Act read with Regulation 18 of LODR. The Chairman of the Audit Committee is an Independent Director. The Audit Committee of the Board provides reassurance to the Board on the existence of an effective internal control environment that ensures the efficiency and effectiveness of the operations of the Company and safeguarding of assets and adequacy of provisions for all liabilities. The details of meetings and their attendance are included in the Corporate Governance Report.

NOMINATION AND REMUNERATION COMMITTEE

The Composition of the Nomination and Remuneration Committee (NRC) is in line with the Section 178 of the Act read with Regulation 19 of LODR. The Committee determines overall Company's Policy on remuneration packages and other terms and conditions of the appointment of the Executive Directors and senior management of the Company as well as sitting fees to the Non Executive Directors of the Company and also to approve payment of remuneration to Managing Director and Whole Time Directors as decided by the members of the Company and recommends to the Board of Directors for their consideration and approval. The details of meetings and their attendance are included in the Corporate Governance Report.

STAKEHOLDERS RELATIONSHIP COMMITTEE

The Composition of the Stakeholders Relationship Committee (SRC) is in line with the Section 178 of the Act and Regulation 20 of LODR. The Committee looks after the Stakeholders grievances and redress of investors' complaints related to transfer of shares, non receipt of balance sheet, non receipt of dividend etc. The details of meetings and their attendance are included in Corporate Governance Report.

REPORTING OF FRAUDS

There have been no instances of fraud reported by the Statutory Auditors under Section 143(12) of the Act and Rules framed thereunder either to the Company or to the Central Government.

EXTRACT OF ANNUAL RETURN

The extract of the Annual Return in form MGT-9 is annexed herewith as **Annexure B**.

CODE OF CONDUCT

The Board of Directors has approved a Code of Conduct, which is applicable to the members of the Board and all employees in the course of day to day business operations of the Company. The code laid down by the Board is known as "code of business conduct" which forms an Appendix to the Code.

The Code lays down the standard procedure of business conduct which is expected to be followed by the Directors and the designated employees in their business dealings and in particular on matters relating to integrity in the work place in business practices and in dealing with stakeholders. All the Board Members and the Senior Management personnel have confirmed compliance with the Code. Appropriate training has been given to all employees in this regard.

WHISTLE BLOWER POLICY/ VIGIL MECHANISM

The Company has a vigil mechanism/whistle blower policy to deal with instance of fraud and mismanagement, if any. In staying true to our values of Strength, Performance and Passion and in line with our vision of being one of the most respected companies in India, the Company is committed to the high standards of Corporate Governance

and stakeholders responsibility.

PREVENTION OF INSIDER TRADING

The Company has adopted a Code of Conduct for Prevention of Insider Trading pursuant to new SEBI (Prohibition & Insider Trading) Regulation 2015 in place of SEBI (Prohibition & Insider Trading) Regulation 1992 with a view to regulate trading in securities by the Directors and designated employees of the Company. The Code requires pre-clearance for dealing in the Company's shares and prohibits the purchase or sale of Company shares by the Directors and the designated employees while in possession of unpublished price sensitive information in relation to the Company and during the period when the 'Trading Window' is closed. The Board is responsible for implementation of the Code. All Directors and the designated employees have confirmed compliance with the Code.

BOARD MEETINGS

Five meetings of the Board of Directors were held during the year. Details of the composition of the Board and its committees and of the meeting held, attendance of the directors of such meeting and other relevant details are provided in the Corporate Governance Report.

RISK MANAGEMENT POLICY

The composition of the Risk Management Committee is not applicable to your Company. The Company has adopted a Risk Management policy in accordance with the provisions of the Act and Regulation 17(9) of LODR. It establishes various levels of accountability and overview within the Company, while vesting identified managers with responsibility for each significant risk.

DETAILS OF SIGNIFICANT & MATERIAL ORDERS IMPACTING THE GOING CONCERN STATUS/ COMPANY'S OPERATIONS IN FUTURE

No significant, material orders have been passed by the regulators or courts or tribunals impacting the going concern status of the Company or Company's operations in future.

THE INFORMATION REQUIRED PURSUANT TO SECTION 197 READ WITH RULE 5 OF THE COMPANIES (APPOINTMENT AND REMUNERATION OF MANAGERIAL PERSONNEL) RULES, 2014 IN RESPECT OF EMPLOYEES OF THE COMPANY

Remuneration of KMP and Sitting fees paid to Independent Directors are provided in **Annexure B** i.e. Extract of Annual Return Form No. MGT-9. There was no employee of the Company except Executive Directors, employed through out the year, who was in receipt of the remuneration exceeding Rs. 60 Lacs per annum.

MANAGEMENT DISCUSSION AND ANALYSIS

Management Discussion and Analysis Report for the year under review as stipulated under Regulation 34(2)(e) of LODR is enclosed as per **Annexure D** and forms part of this report.



INDUSTRIAL RELATIONS

Industrial relations have remained cordial throughout the year in the Company at all of its units.

ENVIRONMENT, HEALTH, SAFETY AND SOCIAL RESPONSIBILITY

Your Company is committed in maintaining the highest standards of environment compliances and therefore adopted a systematic approach towards environment management by embedding a vision of being an 'Injury Free' and 'Zero Environment Incident' organisation. Over the past many years, your Company has been progressing well in terms of reducing injury frequency rates and has improved the safety records.

Your Company is environment-conscious and committed to making a positive contribution to the communities where it operates. The Company has been proactively pursuing measures and reaching out to the communities surrounding the areas of its operations by extending support and lending a helping hand to some very credible social institutions that are committed to address social causes.

Your Company has been certified for Occupation, Health and Safety (OHSAS)18001:2007 from Bureau Veritas during FY 2012-13, which is valid for three years. Your Company is committed for safety and occupational health & compliance with applicable safety and occupational health legislation, regulations and other requirements. All incidents/ accidents are investigated and analysed to prevent reoccurrence and improve upon safety record.

CONSERVATION OF ENERGY/ TECHNOLOGY ABSORPTION AS WELL AS FOREIGN EXCHANGE EARNINGS AND OUTGO

The Company, thanks to its collaborations and outward looking approach, is constantly absorbing new technology. This is contributing towards both, improving the manufacturing process and improving our reputation with our customers as we bring technology in our products.

Information in respect of conservation of energy & foreign exchange earnings and outgo is enclosed in **Annexure E**.

COMPANY'S POLICY ON DIRECTORS APPOINTMENT AND REMUNERATION

The Board has, on the recommendation of the Nomination & Remuneration Committee framed a policy for selection and appointment of Directors, Senior Management and their remuneration.

The requisite details as required under Section 134(3)(e) and Section 178(3)&(4) of the Act are annexed as **Annexure F** to this report.

MATERIAL CHANGES AND COMMITMENTS AFFECTING THE FINANCIAL POSITION OF THE COMPANY, IF ANY, DURING THE PERIOD FROM 31ST MARCH, 2016 TO THE DATE OF THE REPORT

There has been no material change/ commitment affecting the financial position of the Company during the period from the end of the financial year on 31st March, 2016 to the date of the Report.

ACKNOWLEDGEMENTS

The Company would like to thank all of its Stakeholders, including, inter alia, Suppliers, Vendors, Investors and Bankers and appreciation to all its customers for their consistent, abiding support throughout the year.

Your Company also records its appreciation of the contributions made by employees at all levels. Their commitment, cooperation and support are indeed the backbone of all endeavors of the Company.

The Company would like to acknowledge Government of India, Customs and Excise Departments, Income Tax Department, Industrial & Labour Departments, Government of Gujarat, Government of Haryana, Government of Uttarakhand and other government agencies for the support; the Company has been receiving over the years and is looking forward to their continued support/guidance in times to come.

For and on behalf of the Board
Munjal Auto Industries Limited

Sudhir Kumar Munjal
Chairman & Managing Director
DIN : 00084080

Date : 30th May, 2016
Place : Gurgaon

ANNEXURE -A

Annual Report on CSR Initiatives

1. A brief outline of the Company's CSR policy, including overview of projects or programmes proposed to be undertaken and a reference to the web-link to the CSR policy and projects or programmes:

The Company has framed a CSR policy in compliance with the provisions of the Companies Act, 2013 and the same is available on the web link www.munjalauto.com. The CSR policy, inter alia, covers the concept (CSR philosophy, snapshot of activities undertaken by the Company and applicability, scope (area/localities to be covered and activities), resources, identification and approval process (resources/fund allocation, identification process and approval process) modalities of execution and implementation and monitoring.

2. The composition of the CSR Committee:

Mr. Vikram Shah, Chairman
 Mr. Naresh Kumar Chawla, Member
 Mr. Sudhir Kumar Munjal, Member
 Mrs. Anju Munjal, Member
 Mr. Anuj Munjal, Member

3. Average net profit of the Company for last three financial years: Rs. 46.81 Crore
4. Prescribed CSR Expenditure (two per cent of the amount as in item 3 above): Rs. 93.61 Lacs
5. Details of CSR spent during the financial year:
 - a) Total amount to be spent for the financial year: Rs. 93.61 Lacs
 - b) Amount spent: Rs. 61.01 Lacs
 - c) Amount unspent: Rs. 32.60 Lacs
 - d) Manner in which the amount spent during the financial year is detailed below:

1	2	3	4	5	6	7	8
S. No.	CSR Project or Activity identified	Sector in which the project is covered	Projects or programs (1) Local area or other (2) Specify the state and district where projects or programs was undertaken	Amount outlay (budget) project or programs wise (Rs.)	Amount spend on the projects or programs sub-heads (1) Direct Expenditure on projects or programmes (2) Overheads Rs.	Cumulative expenditure upto the reporting Period (Rs.)	Amount Spent: Direct or through implementing agency*
1	Prime Minister National Relief Fund	National Relief Fund	National Relief Fund	15,00,000	15,00,000	15,00,000	Agency : Prime Minister National Relief Fund, New Delhi
2	Old age home to look after homeless - abandoned senior citizens.	Health Care	New Delhi	15,00,000	15,00,000	15,00,000	Agency : The Earth Saviours Foundation, New Delhi
3	Special Education, medical intervention including preventive health care in Disability/Social Sector	Education and Health care	Vadodara, Gujarat	12,00,000	12,00,000	12,00,000	Agency : Disha Charitable Trust, Vadodara, Gujarat
4	Health improvement	Health Care – Children victims from Cancer	Waghodia, Vadodara, Gujarat	10,00,000	10,00,000	10,00,000	Agency : Muni Seva Ashram, Waghodia, Vadodara
5	Promoting education to Women	Education	New Delhi	51,000	51,000	51,000	Agency- Janki Social Welfare Society, New Delhi
6	Health improvement	Health Care	Sabarkantha, Gujarat	7,50,000	7,50,000	7,50,000	Agency : Vaanprastha Saadhak Aashram, Sabarkantha, Gujarat
7	Community development	Community development	Morbi, Gujarat	1,00,000	1,00,000	1,00,000	Agency : Shri Maharishi Dayanand Saraswati Smark Trust: Morbi, Gujarat
Total				61,01,000	61,01,000	61,01,000	



6. In case the Company has failed to spend the two percent of the average net profit of the last three financial years or any part thereof, the Company shall provide the reasons for not spending the amount in its Board report:

The Company was in a process to recognize the appropriate CSR project for spending on the CSR expenditure to contribute towards the society and hence the Company could spend only to the extent of Rs. 61.01 lacs and could not spend Rs. 32.60 lacs out of Rs. 93.61 lacs to be spent towards CSR expenditure.

7. Responsibility Statement

CSR committee confirms that the implementation and monitoring of the CSR Policy is in compliance with the CSR objectives and policy of the Company.

Place : Gurgaon
Date : 30th May, 2016

Vikram Shah
Chairman-CSR Committee
DIN : 00007914

Sudhir Kumar Munjal
Chairman & Managing Director
DIN : 00084080

ANNEXURE B TO DIRECTORS REPORT

FORM NO. MGT.9

EXTRACT OF ANNUAL RETURN

as on the financial year ended on 31.03.2016

[Pursuant to section 92(3) of the Companies Act, 2013 and rule 12(1) of the Companies (Management and Administration) Rules, 2014]

I. REGISTRATION AND OTHER DETAILS

i) CIN	: L34100GJ1985PLC007958
ii) Registration Date	: 12-07-1985
iii) Name of the Company	: Munjal Auto Industries Limited
iv) Category / Sub-Category of the Company	: Company Limited by shares
v) Address of the Registered office and contact details	: 187, GIDC Industrial Estate, Waghodia, Vadodara - 391760 Tel. No. (02668) 262421-22, Fax No. (02668)262427
vi) Whether listed company Yes / No	: Yes
vii) Name, Address and Contact details of Registrar and Transfer Agent, if any	: MCS Share Transfer Agent Limited, 10, Aram Apartment, 12, Sampatrao Colony, B/h Laxmi Hall, Alkapuri, Vadodara- 390 007 (Gujarat) Tel.: +91 265 2339397, Fax: +91 265 2341639 E-mail: mcsltbaroda@yahoo.com; mcsltbaroda@gmail.com

II. PRINCIPAL BUSINESS ACTIVITIES OF THE COMPANY

All the business activities contributing 10% or more of the total turnover of the Company shall be stated:-

Sl. No.	Name and Description of main products / services	NIC Code of the Product / service	% to total turn over of the Company
1	Exhaust System/ Mufflers for Two Wheelers	30913	93%

III. PARTICULARS OF HOLDING, SUBSIDIARY AND ASSOCIATE COMPANIES

S. No	Name and Address of the Company	CIN/GLN	HOLDING/ SUBSIDIARY/ ASSOCIATE	% of shares held	Applicable Section
1	Thakurdevi Investments Private Limited, Hero Nagar, G. T. Road, Ludhiana-141003	U65921PB1979PTC004044	Holding Company	74.81%	2(87)(ii)

IV. SHARE HOLDING PATTERN (Equity Share Capital Breakup as percentage of Total Equity)

i) Category-wise Share Holding

Category of Shareholders	No. of Shares held at the beginning of the year (As on 31-March-2015)				No. of Shares held at the end of the year (As on 31-March-2016)				% Change during the year
	Demat	Physical	Total	% of Total Shares	Demat	Physical	Total	% of Total Shares	
A. Promoters									
(1) Indian									
a) Individual/ HUF	-	-	-	-	-	-	-	-	-
b) Central Govt	-	-	-	-	-	-	-	-	-
c) State Govt (s)	-	-	-	-	-	-	-	-	-
d) Bodies Corp.	3,74,03,225	-	3,74,03,225	74.81	3,74,03,225	-	3,74,03,225	74.81	0.00
e) Banks/FI	-	-	-	-	-	-	-	-	-
f) Any Other..	-	-	-	-	-	-	-	-	-
Sub-total (A) (1):-	3,74,03,225	-	3,74,03,225	74.81	3,74,03,225	-	3,74,03,225	74.81	0.00

Category of Shareholders	No. of Shares held at the beginning of the year (As on 31-March-2015)				No. of Shares held at the end of the year (As on 31-March-2016)				% Change during the year
	Demat	Physical	Total	% of Total Shares	Demat	Physical	Total	% of Total Shares	
(2) Foreign									
a) NRIs - Individuals	-	-	-	-	-	-	-	-	-
b) Other - Individuals	-	-	-	-	-	-	-	-	-
c) Bodies Corp.	-	-	-	-	-	-	-	-	-
d) Banks / FI	-	-	-	-	-	-	-	-	-
e) Any Other....	-	-	-	-	-	-	-	-	-
Sub-total (A) (2):-	-	-	-	-	-	-	-	-	-
Total shareholding of Promoter (A)=(A)(1)+(A)(2)	3,74,03,225	-	3,74,03,225	74.81	3,74,03,225	-	3,74,03,225	74.81	-
B. Public Shareholding									
1. Institutions									
a) Mutual Funds	10,715	500	11,215	0.02	23,031	500	23,531	0.05	0.03
b) Banks/FI	6,380	24,955	31,335	0.06	14,735	24,955	39,690	0.08	0.02
c) Central Govt	-	-	-	-	-	-	-	-	-
d) State Govt(s)	-	-	-	-	-	-	-	-	-
e) Venture Capital Funds	-	-	-	-	-	-	-	-	-
f) Insurance Companies	-	-	-	-	-	-	-	-	-
g) FIIs	1,09,900	-	1,09,900	0.22	-	-	-	-	-0.22
h) Foreign Venture Capital Funds	-	-	-	-	-	-	-	-	-
i) Others (specify)	-	-	-	-	-	-	-	-	-
Sub-total (B)(1):-	1,26,995	25,455	1,52,450	0.30	37,766	25,455	63,221	0.13	-0.17
2. Non-Institutions									
a) Bodies Corp.									
i) Indian	14,93,185	29,500	15,22,685	3.05	12,94,029	29,500	13,23,529	2.65	-0.40
ii) Overseas	-	-	-	-	-	-	-	-	-
b) Individuals									
i) Individual shareholders holding nominal share capital upto Rs.1 lakh	74,30,794	13,32,790	87,63,584	17.53	80,50,535	12,85,840	93,36,375	18.67	1.14
ii) Individual shareholders holding nominal share capital in excess of Rs. 1 lakh	13,10,788	-	13,10,788	2.62	10,10,377	-	10,10,377	2.02	-0.60
c) Others (specify)	-	-	-	-	-	-	-	-	-
Non Resident Indians	2,01,921	32,500	2,34,421	0.47	2,04,031	26,250	2,30,281	0.46	-0.01
HUF	6,12,847	-	6,12,847	1.23	6,31,742	250	6,31,992	1.26	0.03
Trust	-	-	-	-	1,000	-	1,000	.002	0.002
Sub-Total (B)(2):-	1,10,49,535	13,94,790	1,24,44,325	24.89	1,11,91,714	13,41,840	1,25,33,554	25.06	0.17
Total Public Shareholding (B)=(B)(1)+(B)(2)	1,11,76,530	14,20,245	1,25,96,775	25.19	1,12,29,480	13,67,295	1,25,96,775	25.19	-
C. SHARES HELD BY CUSTODIAN FOR GDRS & ADRS	-	-	-	-	-	-	-	-	-
Grand Total (A+B+C)	4,85,79,755	14,20,245	5,00,00,000	100	4,86,32,705	13,67,295	5,00,00,000	100	-

(ii) Shareholding of Promoters

S. Shareholder's Name No.	Shareholding at the beginning of the year (As on 01.04.2015)			Share holding at the end of the year (As on 31.03.2016)			% change in share holding during the year
	No. of Shares	% of total Shares of the company	% of Shares Pledged/ encumbered to total shares	No. of Shares	% of total Shares of the company	% of Shares Pledged/ encumbered to total shares	
1 Thakurdevi Investments Private Limited	3,74,03,225	74.81%	NIL	3,74,03,225	74.81%	NIL	NIL
Total	3,74,03,225	74.81%	NIL	3,74,03,225	74.81%	NIL	NIL

(iii) Change in Promoters' Shareholding (please specify, if there is no change) – No Change

S. No.		Shareholding at the beginning of the year		Cumulative Shareholding during the year	
		No. of shares	% of total shares of the company	No. of shares	% of total shares of the company
1	At the beginning of the year	3,74,03,225	74.81%	3,74,03,225	74.81%
2	Date wise Increase/ Decrease in Promoters Share holding during the year specifying the reasons for increase/decrease (e.g. allotment/ transfer/bonus/ sweat equity etc):	NIL	Nil	NIL	Nil
3	At the End of the year	3,74,03,225	74.81%	3,74,03,225	74.81%

(iv) Shareholding Pattern of top ten Shareholders (other than Directors, Promoters and Holders of GDRs and ADRs)

S.No.	Name of Share Holder	As on 01.04.2015	%	As on 31.03.2016	%
1	Rajan Vasudev Dapki	1,15,000	0.23	1,15,000	0.23
2	Jayakumar C	2,04,825	0.40	2,04,825	0.40
3	Kotak Mahindra Investments Ltd.	1,38,382	0.28	-	-
4	Anita Rawat	1,20,000	0.24	1,20,000	0.24
5	Kanubhai Ratilal Sheth	1,17,500	0.24	-	-
6	V Jayam	1,00,244	0.20	1,00,244	0.20
7	Laurel Securities Pvt. Ltd.	1,03,530	0.21	-	-
8	Sheth Commercial Pvt. Ltd.	1,02,850	0.21	1,02,850	0.21
9	Swiss Finance Corporation (Mauritius) Ltd.	1,09,900	0.22	-	-
10	Kiran S Coelho	1,00,000	0.20	1,00,000	0.20
11	Lincoln P Coelho	-	-	1,00,000	0.20
12	Crochet Trade & Investment Pvt. Ltd.	-	-	93,000	0.19
13	D Srimathi	-	-	82,462	0.16
14	Karvy Stock Broking Limited	-	-	71,506	0.14



(v) Shareholding of Directors and Key Managerial Personnel

S. No.	Shareholding of each Directors and KMP	Shareholding at the beginning of the year		Cumulative Shareholding during the year	
		No. of shares	% of total shares of the company	No. of shares	% of total shares of the company
	At the beginning of the year				
1	Smt. Anju Munjal, WTD	311	0.0006	311	0.0006
2	Shri Naresh Kumar Chawla, Director	250	0.0005	250	0.0005
	Date wise Increase / Decrease in Share holding during the yearspecifying the reasons for increase / decrease (e.g. allotment / transfer / bonus/ sweat equity etc):	N.A.	N.A.	N.A.	N.A.
	At the end of the year				
1	Smt. Anju Munjal			311	0.0006
2	Shri Naresh Kumar Chawla			250	0.0005

V. INDEBTEDNESS

Indebtedness of the Company including interest outstanding/accrued but not due for payment

	Secured Loans excluding deposits	Unsecured Loans	Deposits	Total Indebtedness
Indebtedness at the beginning of the financial year (01.04.2015)				
i) Principal Amount	80,13,89,715	-	-	80,13,89,715
ii) Interest due but not paid	-	-	-	-
iii) Interest accrued but not due	78,57,344	-	-	78,57,344
Total (i+ii+iii)	80,92,47,059	-	-	80,92,47,059
Change in Indebtedness during the financial year				
• Addition	-	-	-	-
• Reduction	10,81,03,338	-	-	10,81,03,338
Net Change	-10,81,03,338	-	-	-10,81,03,338
Indebtedness at the end of the financial year (31.03.2016)				
i) Principal Amount	69,32,86,377	-	-	69,32,86,377
ii) Interest due but not paid	-	-	-	-
iii) Interest accrued but not due	55,50,997	-	-	55,50,997
Total (i+ii+iii)	69,88,37,374	-	-	69,88,37,374

VI. REMUNERATION OF DIRECTORS AND KEY MANAGERIAL PERSONNEL

A. Remuneration to Managing Director, Whole-time Directors and/or Manager

(Rs. In Lacs)

S. No.	Particulars of Remuneration	Name of MD/WTD/ Manager			Total Amount
		Shri Sudhir Kumar Munjal - CMD	Smt. Anju Munjal -WTD	Shri Anuj Munjal - WTD	
1.	Gross salary				
	(a) Salary as per provisions contained in section 17(1) of the Income-tax Act, 1961	116.32	95.41	118.06	329.79
	(b) Value of perquisites u/s 17(2) Income-tax Act, 1961	3.68	24.59	1.94	30.21
	(c) Profits in lieu of salary under section 17(3) Income-tax Act, 1961	-	-	-	-
2.	Stock Option	-	-	-	-
3.	Sweat Equity	-	-	-	-
4.	Commission				
	- as % of profit				
	- others, specify...	-	-	-	-
5.	Others, please specify				
	a) Company's contribution to the provident Fund	11.52	10.08	8.64	30.24
	b) Company's contribution to Superannuation scheme	9.60	8.40	7.20	25.20
	c) Gratuity	4.62	4.04	3.46	12.12
	Total (A)	145.74	142.52	139.30	427.56
	Ceiling as per the Act				427.56

B. Remuneration to other directors

(Rs. In Lacs)

S. No.	Particulars of Remuneration	Name of Directors						Total Amount
		Independent Directors						
		Shri Vikram Shah	Shri Naresh Kumar Chawla	Shri Mahendra Sanghvi	Shri Ramkisan Devidayal	Shri Sudesh Kumar Duggal	Shri Jal Ratanshaw Patel	
	• Fee for attending Board/ Board committee meetings	3.30	2.60	1.90	2.40	1.80	1.80	13.80
	• Commission	-	-	-	-	-	-	-
	• Others, please specify	-	-	-	-	-	-	-
	Total (1)	3.30	2.60	1.90	2.40	1.80	1.80	13.80
4.	Other Non-Executive Directors							
	• Fee for attending board committee meetings	-	-	-	-	-	-	-
	• Commission	-	-	-	-	-	-	-
	• Others, please specify	-	-	-	-	-	-	-
	Total (2)	-	-	-	-	-	-	-
	Total (B) = (1 + 2)	3.30	2.60	1.90	2.40	1.80	1.80	13.80
	Total Managerial Remuneration	3.30	2.60	1.90	2.40	1.80	1.80	13.80
	Overall Ceiling as per the Act							



C. REMUNERATION TO KEY MANAGERIAL PERSONNEL OTHER THAN MD/MANAGER/WTD

(Rs. In Lacs)

S. No.	Particulars of Remuneration	Key Managerial Personnel			Total
		CEO	Company Secretary	CFO	
1.	Gross salary				
	(a) Salary as per provisions contained in section 17(1) of the Income-tax Act, 1961	-	12.15	30.48	42.63
	(b) Value of perquisites u/s 17(2) Income-tax Act, 1961	-	0.47	2.02	2.49
	(c) Profits in lieu of salary under section 17(3) Income-tax Act, 1961	-	-	-	-
2.	Stock Option	-	-	-	-
3.	Sweat Equity	-	-	-	-
4.	Commission				
	- as % of profit	-	-	-	-
	- others, specify...	-	-	-	-
5.	Others, please specify				
	a) Company's contribution to the provident Fund	-	0.69	1.91	2.60
	b) Company's contribution to Superannuation Fund	-	0.58	1.59	2.17
	c) Gratuity	-	0.28	0.77	1.05
	d) Others	-	0.84	4.31	5.15
	Total	-	15.01	41.08	56.09

VII. PENALTIES/PUNISHMENT/COMPOUNDING OF OFFENCES

Type	Section of the Companies Act	Brief Description	Details of Penalty/ Punishment/ Compounding fees imposed	Authority [RD/NCLT/ COURT]	Appeal made, if any (give Details)
A. COMPANY					
Penalty	-	-	-	-	-
Punishment	-	-	None	-	-
Compounding	-	-	-	-	-
B. DIRECTORS					
Penalty	-	-	-	-	-
Punishment	-	-	None	-	-
Compounding	-	-	-	-	-
C. OTHER OFFICERS IN DEFAULT					
Penalty	-	-	-	-	-
Punishment	-	-	None	-	-
Compounding	-	-	-	-	-

FOR AND ON BEHALF OF THE BOARD

Date : 30th May, 2016
Place : Gurgaon

Sudhir Kumar Munjal
Chairman & Managing Director
DIN : 00084080

ANNEXURE TO THE DIRECTORS' REPORT

Details as per Rule 5 of the Companies (Appointment and Remuneration of Managerial Personnel) Rules, 2014

S.N. Particulars						
i.	The ratio of the remuneration of each Director to the median remuneration of the employees of the Company for the financial year	Whole time Directors				
		CMD	WTD	WTD		
		62	61	59		
		X	X	X		
ii.	The % increase in remuneration of each Director, Chief Financial Officer, Chief Executive Officer, Company Secretary or Manger, if any of the Financial Year	Whole time Directors			KMPs	
		CMD	WTD	WTD	CFO	CS
		-33.96%	-18.20%	-7.04%	22.62%	12.51%
iii.	The % increase in the median remuneration of employees in the financial year	14.08%				
iv.	The number of permanent employees on the rolls of Company.	1133				
v.	The explanation on the relationship between average increase in remuneration and Company performance.	Annual Increase in remuneration is based on the remuneration policy for different grades, industry pattern, qualifications and experience, responsibilities shouldered and individual performance of the Key Managerial personnel & other employees and also performance of the Company.				
vi.	Comparison of the remuneration of the Key Managerial Personnel against the performance of the Company.					
vii.	Variations in the market capitalization of the company, price earnings ratio as at the closing date of the current financial year and previous financial year and percentage increase over decrease in the market quotations of the shares of the Company in comparison to the rate at which the Company came out with the last public offer .			2015-16	2014-15	
		Market Capitalization		Rs.380.00 Cr.	Rs.358.50 Cr.	
		PE Ratio		18.91	9.42	
		Last Public Offer Market Quotation		NA	NA	
viii.	Average percentile increase already made in the salaries of employees other than the managerial personnel in the last financial year and its comparison with the percentile increase in the managerial remuneration and justification thereof and point out if there are any exceptional circumstances for increase in the managerial remuneration.	% Increase in		2015-16	Justification/Remarks	
		Salaries of Employees		9.00%		
		Managerial Remuneration		-21.51%		
ix.	Comparison of the each remuneration of the Key Managerial Personnel against the performance of the Company.	Particulars		% of Net Sales for F.Y 2015-16		
		CMD		0.16%		
		WTD		0.16%		
		WTD		0.16%		
		CFO		0.05%		
		CS		0.02%		
x.	The key parameters for any variable component of remuneration availed by the Directors.	Key parameters of Whole time Directors' variable remuneration includes components like incentive on growth of top-line and growth in profitability.				
xi.	The ratio of the remuneration of the highest paid Director to that of the employees who are not Directors but receive remuneration in excess of the highest paid Director during the year and	NOT APPLICABLE				
xii.	Affirmation that the remuneration is as per the remuneration policy of the Company.	Remuneration is as per the remuneration policy of the Company.				



ANNEXURE C

SECRETARIAL AUDIT REPORT

Form No. MR-3

FOR THE FINANCIAL YEAR ENDED 31ST MARCH, 2016

[Pursuant to section 204(1) of the Companies Act, 2013 and rule No.9 of the Companies (Appointment and Remuneration Personnel) Rules, 2014]

To,
The Members,
Munjil Auto Industries Ltd,
187, GIDC Industrial Estate
Waghodia
Dist: Baroda-391760

We have conducted the secretarial audit of the compliance of applicable statutory provisions and the adherence to good corporate practices by the Company. Secretarial Audit was conducted in a manner that provided us a reasonable basis for evaluating the corporate conducts/ statutory compliances and expressing our opinion thereon.

Based on our verification of the MUNJAL AUTO INDUSTRIES LIMITED's books, papers, minute books, forms and returns filed and other records maintained by the Company and also the information provided by the Company, its officers, agents and authorized representatives during the conduct of secretarial audit, we hereby report that in our opinion, the Company has, during the audit period covering the financial year ended on 31st March, 2016 complied with the statutory provisions listed hereunder and also that the Company has proper Board-processes and compliance-mechanism in place to the extent, in the manner and subject to the reporting made hereinafter:

We have examined the books, papers, minutes books, forms and returns filed and other records maintained by the Company for the financial year ended on 31st March, 2016 according to the provisions of:

- (i) The Companies Act, 2013 ('the Act') and the rules made thereunder;
- (ii) The Securities Contracts (Regulation) Act, 1956 ('SCRA') and the rules made thereunder;
- (iii) The Depositories Act, 1996 and the Regulations and Bye-laws framed thereunder;
- (iv) Foreign Exchange Management Act, 1999 and the rules and regulations made thereunder to the extent of Foreign Direct Investment, Overseas Direct Investment and External Commercial Borrowings;
- (v) The following Regulations and Guidelines prescribed under the Securities and Exchange Board of India Act, 1992 ('SEBI Act'):-
 - (a) The Securities and Exchange Board of India (Substantial Acquisition of Shares and Takeovers) Regulations, 2011;
 - (b) The Securities and Exchange Board of India (Prohibition of Insider Trading) Regulations, 1992;
 - (c) The Securities and Exchange Board of India (Issue of Capital and Disclosure Requirements) Regulations, 2009;
 - (d) The Securities and Exchange Board of India (Employee Stock Option Scheme and Employee Stock Purchase Scheme) Guidelines, 1999;
 - (e) The Securities and Exchange Board of India (Issue and Listing of Debt Securities) Regulations, 2008;
 - (f) The Securities and Exchange Board of India (Registrars to an Issue and Share Transfer Agents) Regulations, 1993 regarding the Companies Act and dealing with client;
 - (g) The Securities and Exchange Board of India (Delisting of Equity Shares) Regulations, 2009; and
 - (h) The Securities and Exchange Board of India (Buyback of Securities) Regulations, 1998;
- (vi) Having regard to the products, processes and locations of the Company as also having regard to the compliance system prevailing in the Company and on examination of the relevant documents and records in pursuance thereof, **on test check basis, we further report that** the Company has complied with the following laws applicable specifically to the Company:
 1. The Environment (Protection) Act, 1986
 2. The Air (Prevention And Control of Pollution) Act, 1981

3. The Water (Prevention and Control of Pollution) Act, 1974
4. The Hazardous Wastes (Management and Handling and Transboundary Movement) Rules, 1989
5. Indian Boiler Regulations Act, 1950
6. The Static and Mobile Pressure Vessels (unfired) Rules, 1981 [SMPV(U) Rules]
7. Indian Explosives Act, 1884

We have also examined compliance with the applicable clauses of the following:

- (i) Secretarial Standards issued by The Institute of Company Secretaries of India.
- (ii) The Listing Agreements entered into by the Company with BSE Ltd. and National Stock Exchange of India Ltd.

We further report that

The Board of Directors of the Company is duly constituted with proper balance of Executive Directors, Non-Executive Directors and Independent Directors. The changes in the composition of the Board of Directors that took place during the period under review were carried out in compliance with the provisions of the Act.

Adequate notice is given to all directors to schedule the Board Meetings, agenda and detailed notes on agenda were sent at least seven days in advance, and a system exists for seeking and obtaining further information and clarifications on the agenda items before the meeting and for meaningful participation at the meeting.

Majority decision is carried through while the dissenting members' views, if any, are captured and recorded as part of the minutes.

We further report that there are adequate systems and processes in the Company commensurate with the size and operations of the Company to monitor and ensure compliance with applicable laws, rules, regulations and guidelines.

We further report (by way of information) that during the audit period:

- (a) The Company has not issued any securities during the period under review and accordingly
 - The Securities and Exchange Board of India (Issue of Capital and Disclosure Requirements) Regulations, 2009 and
 - The Securities and Exchange Board of India (Issue and Listing of Debt Securities) Regulations, 2008were not applicable during the audit period.
- (b) The Company has neither got delisted Equity Shares nor bought back any security of the Company and accordingly
 - The Securities and Exchange Board of India (Delisting of Equity Shares) Regulations, 2009 and
 - The Securities and Exchange Board of India (Buyback of Securities) Regulations, 1998were not applicable during the audit period.
- (c) Secretarial Standards (SS-1 and SS-2) issued by the Institute of Company Secretaries of India mandatorily applicable during the audit period were complied with.
- (d) The Company has complied with the SEBI (Prohibition of Insider Trading) Regulations, 2015 enacted in repealment of the SEBI (Prohibition of Insider Trading) Regulations, 1992.

For Devesh Vimal & Co.
Practising Company Secretaries

Date : 28th May, 2016
Place : Vadodara

CS Devesh A. Pathak
Partner
FCS: 4559
CP No. 2306



ANNEXURE - D MANAGEMENT DISCUSSION & ANALYSIS

Indian Economy and Business Outlook

The Indian auto industry is one of the largest in the world and accounts for approximately 22 per cent of the country's manufacturing gross domestic product (GDP). An expanding middle class, a young population and an increasing interest of the companies in exploring the markets have created a lot of opportunities for the growth in the segment in the country. India is also a substantial auto exporter, with solid export growth expectations for the near future. Various initiatives by the Government of India and the major automobile players in the Indian market are expected to make India a leader in the world by 2020. Indian Economy grew at a healthy GDP growth rate of 7.5 percent in 15-16 – a bright spot in otherwise recession-stricken world economy.

On the canvas of the Indian economy, automotive industry occupies a prominent place. Due to its deep forward and backward linkages with several key segments of the economy, automotive industry has a strong multiplier effect and is capable of being the driver of economic growth. The well-developed Indian automotive industry fulfills this catalytic role by producing a wide variety of vehicles viz passenger cars, light, medium and heavy commercial vehicles, multi-utility vehicles of all types including two wheelers. Being one of the largest industries in India, this industry has been witnessing impressive growth during the last two decades. It has been able to restructure itself, absorb newer technology, align itself to the global developments and realize its potential. This has significantly increased automotive industry's contribution to overall industrial growth in the country. The new government is firmly in place with lot of initiatives "Make in India" and "Ease of Doing Business", which have spread a sense of positivity and much needed enthusiasm in the Indian manufacturing base.

Automotive Sector – Two Wheeler

Automotive Industry has remained in *slack zone* for last five years and two-wheeler industry within which your Company operates, has been near flat with just 3 percent growth overall, bulk of which has come from scooters. Motor cycles sales, the primary customer segment of the Company has in fact marginally declined in FY 16 over that of FY 15 as following chart unravels. It is a pointer to this sub-optimal growth in its market in last three years.

Segment	Two Wheeler Trends of Domestic Sales			YOY Growth		
	FY 14	FY15	FY16	FY 14	FY15	FY16
Scooter	36,02,744	45,00,920	50,31,678	23.2%	24.9%	11.8%
Motor-cycles	1,04,79,817	1,07,26,013	1,07,00,466	3.9%	2.3%	-0.2%
Mopeds	7,22,920	7,48,628	7,23,767	-8.3%	3.6%	-3.3%
	1,48,05,481	1,59,75,561	1,64,55,911	7.3%	7.9%	3.0%

Risks and Concerns

The Automotive industry and more so the two-wheeler industry is dependent on the rural economy, which in turn is dependent on the monsoons. The low recovery in rural economy, due to poor monsoon, nominal growth in crop prices and declined Rabi output in the past couple of years have put pressure on your Company's customer industry. The ongoing year however looks positive due to better monsoons. The long-term outlook of the industry, however, remains strong. Your Company has a robust risk mitigation policy in place. Owing to this the Company keeps constant track of the macro economic scenario and makes the necessary changes in its practices if and when required.

We live in a very competitive industry and there are constant pressures on cost and price. While the raw material fluctuations are not in our control, there is an on going pressure from the customers on prices. Your Company is aggressively working on efficiency improvement through 'quantum jump' initiatives and is confident of staying abreast and ahead of any adversities on this account.

Your Company's performance:

The Company's top line has remained flat in the reporting year. This is due to the near flat growth of your customer industry. We feel this is a temporary phenomenon and there will be growth in the years to come. Your Company is also looking to expand into other sectors of the engineering industry through the organic and inorganic route.

The profitability of the Company has been low this year primarily due to the top line remaining the same and increase in other expenses. These also include the expenses of the new Dharuhera facility. There were also price pressures from the customers. We see these as temporary issues and the performance of the Company shall be better in the coming years.

Future Outlook

The future outlook of your Company remains positive. There are multiple factors for us to say so. One, as discussed above, the industry as a whole is looking up wards and second your Company is actively working on both the strategic front and the operations front to take advantage of the turning trends. Following are some of the initiatives the Company is taking:

- Research and Development

As we had shared in our last report, your Company has entered into a technical collaboration with a reputed European Company for design technology. Rapid progress is being made in developing new products and your Company is earning a good name with its customer base. This is very positive for future growth.

- **Focus on Quality:**

Your Company is working towards making quality its key selling point. Keeping up with, and building further on its reputation of being a good quality supplier, we are actively working with the motto of exceeding customer expectations. For this we are constantly engaging outside agencies as well, wherever required.

- **Forward Looking Statements**

Investors are cautioned that statements in this management discussion and analysis describing your Company's objectives, projections, estimates and expectations may be 'forward looking statements' within the meaning of applicable laws and regulations.

Actual results might differ substantially or materially from those expressed or implied. Important developments that could affect your Company's operations include a downtrend in the automobile industry global or domestic or both, significant changes in political and economic environment in India or key markets abroad, tax laws, litigation, labour relation and interest costs.

FOR AND ON BEHALF OF THE BOARD

Date : 30th May, 2016

Place : Gurgaon

**Sudhir Kumar Munjal
Chairman & Managing Director
DIN : 00084080**



ANNEXURE E TO THE DIRECTORS' REPORT

Particulars of Energy Conservation, Technology Absorption and Foreign Exchange Earnings and Outgo as required under the Companies (Accounts) Rules, 2014

A. Conservation of Energy and Technology Absorption

The Management is pursuing energy conservation with considerable focus and commitment. Effective use of energy, particularly in the hard core manufacturing processes of the Company. Optimal utilization of various energy resources like power, fuel and oil is ensured by ongoing measures/steps that improve power factor and other consumption.

The Company has processes to measure, monitor and improve environmental performance through various initiatives focusing on energy, water and waste. Water efficiency and conservation initiatives, rainwater harvesting systems, domestic sewage treatment and recycling facilities are a part of design in all its units towards becoming zero water discharge.

2. Foreign Exchange Earnings and outgo

	(Rs. in Lacs)	
	2015-16	2014-15
(a) Total Foreign Exchange Earnings	712.27	1337.59
(b) Total Foreign Exchange Outgo	160.65	545.19

ANNEXURE - F**POLICY ON DIRECTORS APPOINTMENT AND REMUNERATION****REMUNERATION POLICY**

In accordance with the provisions of section 178(3) of the Companies Act, 2013 ('the Act'), the Nomination and Remuneration Committee recommended the following remuneration policy relating to the remuneration for the Directors, Key Managerial Personnel and other employees, which was approved and adopted by the Board.

I. PREAMBLE

This Remuneration Policy is formulated in compliance with Section 178 of the Act read with the applicable rules thereto and Regulations of LODR. This policy is formulated by the Nomination and Remuneration Committee (NRC) and has been approved by the Board of Directors based on the recommendations of the NRC.

II. OBJECTIVE

The objective of the policy is to ensure that:

- (i) The level of composition of remuneration is reasonable and sufficient to attract, retain and motivate Directors of the quality required to run the Company successfully.
- (ii) Relationship of remuneration to performance is clear and meets appropriate performance benchmarks; and
- (iii) Remuneration to Directors, key managerial personnel and senior management involves a balance between fixed and incentive pay reflecting short and long-term performance objectives appropriate to the working of the Company and its goals.

III. COMPLIANCE WITH APPLICABLE LAWS

The procedure and limits for payment of remuneration under this policy are in accordance with provisions of (a) the Act read with rules framed there under (b) LODR (c) Articles of Association of the Company and (d) any other applicable law or regulations. In the absence of any of the above provisions, the procedure and limits shall be governed by the prevailing HR policy of the Company.

IV. REMUNERATION TO NON-EXECUTIVE DIRECTORS

Sitting fees are paid to non-executive directors on attendance basis within the limits prescribed under the Act and rules framed there under for attending meeting of the Board and Committees thereof.

V. REMUNERATION TO KEY MANAGERIAL PERSONNEL AND SENIOR MANAGEMENT

Remuneration to key managerial personnel and senior management involves a balance between fixed and incentive pay reflecting short and long-term performance objectives appropriate to the working of the Company and its goals.

VI. REMUNERATION TO OTHER EMPLOYEES**Components**

Basic Salary, Allowances, Retiral Benefits, such other perquisites and/or incentives and/or bonus and/or Variable Incentive Pay based on factors as above, as may be decided by the Management from time to time as per HR policy.

CRITERIA FOR IDENTIFICATION OF PERSONS FOR APPOINTMENT AS DIRECTORS AND IN SENIOR MANAGEMENT

In accordance with the provisions of Section 178 (3) of the Act, the Nomination and Remuneration Committee is required to formulate the criteria for determining qualifications, positive attributes and independence of a Director. The criteria adopted by the Nomination and Remuneration Committee for the aforesaid purposes are as under:



Criteria for determining qualifications, positive attributes and independence of a director:

I. QUALIFICATIONS

- (a) He/She should possess appropriate skills, experience and knowledge in one or more fields of finance law, management, sales, marketing administration, research, corporate governance, technical operations or other disciplines related to the Company's business.
- (b) Such qualifications as may be prescribed under the Act read with the rules framed there under and LODR.

II. POSITIVE ATTRIBUTES

- (a) He/She should be person of integrity, with high ethical standards.
- (b) He/She should be able to commit to his/her responsibilities and devote sufficient time and attention to his/her professional obligation as a director.
- (c) He/She should be having courtesy, humility and positive thinking.
- (d) He/She should be knowledgeable and diligent in updating his/her knowledge.
- (e) He/She should have skills, experience and expertise by which the Company can benefit.
- (f) In respect of Executive/Whole time Director/ Managing Director, in addition to 1(a) & (b) and II (a) to (e) above, he/she should have strong quality of leadership and team mentoring, recognition, management skills, vision, ability to steer the organization even in adverse conditions, innovative thinking, result oriented and ability to enhance reputation of the organization.

III. INDEPENDENCE

In respect of an Independent director, in addition to 1(a) & (b) and II (a) to (e) above, he/she should fulfill the criteria for being appointed as an Independent Director prescribed under Section 149 of the Companies Act, 2013 read with Schedule IV to the said Act read with 16(b) of LODR.

NOTE: All current independent directors of your company are in fitment with the criteria prescribed in the rules referred above.

Place : Gurgaon
Date : 30th May, 2016

For and on behalf of the Board
Sudhir Kumar Munjal
Chairman & Managing Director
DIN : 00084080

INDEPENDENT AUDITOR'S REPORT

To
**THE MEMBERS OF
MUNJAL AUTO INDUSTRIES LIMITED**

Report on the Financial Statements

We have audited the accompanying financial statements of Munjal Auto Industries Limited ("the Company"), which comprise the Balance Sheet as at 31st March, 2016, the Statement of Profit and Loss and the Cash Flow Statement for the year then ended and a summary of the significant accounting policies and other explanatory information.

Management's Responsibility for the Financial Statements

The Company's Board of Directors is responsible for the matters stated in Section 134(5) of the Companies Act, 2013 ("the Act") with respect to the preparation of these financial statements that give a true and fair view of the financial position, financial performance and cash flows of the Company in accordance with the accounting principles generally accepted in India, including the Accounting Standards specified under Section 133 of the Act, read with Rule 7 of the Companies (Accounts) Rules, 2014.

This responsibility also includes maintenance of adequate accounting records in accordance with the provisions of the Act, for safeguarding the assets of the Company and for preventing and detecting frauds and other irregularities; selection and application of appropriate accounting policies; making judgments and estimates that are reasonable and prudent; and design, implementation and maintenance of adequate internal financial controls, that were operating effectively for ensuring the accuracy and completeness of the accounting records, relevant to the preparation and presentation of the financial statements that give a true and fair view and are free from material misstatement, whether due to fraud or error.

Auditor's Responsibility

Our responsibility is to express an opinion on these financial statements based on our audit.

We have taken into account the provisions of the Act, the accounting and auditing standards and matters which are required to be included in the audit report under the provisions of the Act and the Rules made thereunder.

We have conducted our audit in accordance with the Standards on Auditing specified under Section 143 (10) of the Act. Those Standards require that we comply with ethical requirements and plan and perform the audit to obtain reasonable assurance about whether the financial statements are free from material misstatement.

An audit involves performing procedures to obtain audit evidence about the amounts and the disclosures in the financial statements. The procedures selected depend on the auditor's judgment, including the assessment of the risks of material misstatement of the financial statements, whether due to fraud or error. In making those risk assessments, the auditor considers internal financial control relevant to the Company's preparation of the financial statements that give a true and fair view in order to design audit procedures that are appropriate in the circumstances. An audit also includes evaluating the appropriateness of the accounting policies used and the reasonableness of the accounting estimates made by the Company's Directors, as well as evaluating the overall presentation of the financial statements.

We believe that the audit evidence we have obtained is sufficient and appropriate to provide a basis for our audit opinion on the financial statements

Opinion

In our opinion and to the best of our information and according to the explanations given to us, the aforesaid financial statements give the information required by the Act in the manner so required and give a true and fair view in conformity with the accounting principles generally accepted in India, of the state of affairs of the Company as at 31st March, 2016, and its profit and its cash flows for the year ended on that date.

Report on other Legal and Regulatory Requirements

1. As required by the Companies (Auditor's Report) Order, 2016 ('the order') issued by the Central Government of India in terms of sub section (11) of section 143 of the Act, we give in the "Annexure-A", a statement on the matters specified in paragraphs 3 and 4 of the Order.
2. As required by Section 143(3) of the Act, we report that:



- (a) We have sought and obtained all the information and explanations which to the best of our knowledge and belief were necessary for the purposes of our audit.
- (b) In our opinion, proper books of account as required by law have been kept by the Company so far as it appears from our examination of those books.
- (c) The Balance Sheet, the Statement of Profit and Loss and the Cash Flow Statement dealt with by this Report are in agreement with the books of account.
- (d) In our opinion, the aforesaid financial statements comply with the Accounting Standards specified under Section 133 of the Act, read with Rule 7 of the Companies (Accounts) Rules, 2014.
- (e) On the basis of the written representations received from the Directors as on 31st March, 2016 taken on record by the Board of Directors, none of the directors is disqualified as on 31st March, 2016 from being appointed as a Director in terms of Section 164 (2) of the Act.
- (f) With respect to the adequacy of the internal financial controls over financial reporting of the Company and the operating effectiveness of such controls, refer to our separate Report in "Annexure B".
- (g) With respect to the other matters to be included in the Auditor's Report in accordance with Rule 11 of the Companies (Audit and Auditors) Rules, 2014, in our opinion and to the best of our information and according to the explanations given to us:
 - i. The Company has disclosed the impact of pending litigations on its financial position in its financial statements.
 - ii. The Company has made provision, as required under the applicable law or accounting standards, for material foreseeable losses, if any, on long-term contracts including derivative contracts.
 - iii. There has been no delay in transferring amounts, required to be transferred, to the Investor Education and Protection Fund by the Company.

For VAKIL JAIN & HINDOCHA
Chartered Accountants
Firm Registration No.112894W
SURENDRA MODIANI
PARTNER
Membership No.047966

Place : Vadodara
Date : May 30, 2016

ANNEXURE A TO INDEPENDENT AUDITOR'S REPORT

Annexure referred to in paragraph 1 under the heading "Report on Other Legal and Regulatory Requirements" of the Independent Auditor's Report to the members of Munjal Auto Industries Limited for the year ended 31st March, 2016

- i) (a) The Company is maintaining proper records showing full particulars including quantitative details and situation of fixed assets;
(b) These fixed assets have been physically verified by the management at reasonable intervals. We are informed that no material discrepancies were noticed on such verification;
(c) According to the information and explanations given to us and on the basis of our examination of the records of the Company, the title deeds of immovable properties, which are free hold, are held in the name of the Company. In respect of immovable properties of land that have been taken on lease and disclosed as fixed asset in the financial statements, the lease agreements are in the name of the Company, where the Company is the lessee in the agreement.
- ii) The physical verification of inventory has been conducted at reasonable intervals by the management. The discrepancies between the physical stocks and book stocks have been appropriately adjusted and properly dealt with in the books of account;
- iii) The Company has not granted any loans, secured or unsecured, to companies, firm or other parties covered in the register maintained under section 189 of the Companies Act and therefore, the matters referred in paragraph (iii)(a), (iii)(b) and (iii)(c) of the order are not applicable.
- iv) The Company has not granted any loans or made any investments, or provided any guarantees or security to the parties covered under Section 185 and 186. Therefore, the provisions of Clause 3(iv) of the said Order are not applicable to the Company.

- v) The Company has not accepted any deposits during the year and does not have any unclaimed deposits.
- vi) According to our information, the Central Government of India has not specified the maintenance of cost records under sub-section (1) of the section 148 of the Companies Act for the products of the company.
- vii) According to the information and explanations given to us and as shown by our examination of the books of accounts:
- (a) The Company is regular in depositing undisputed statutory dues including provident fund, employees' state insurance, income-tax, sales-tax, wealth tax, service tax, duty of customs, duty of excise, value added tax, cess and other material statutory dues applicable to it to the appropriate authorities.
- (b) According to the information and explanations given to us and the records of the company examined by us, there are no dues of service tax or duty of customs which have not been deposited on account of any dispute.

The particulars of dues of income tax, Sales Tax, Value added tax and Duty of Excise which have not been deposited as on March 31, 2016 on account of disputes are as under;

Name of the statute	Amount involved (Rs.)	Period to which amount relates	Forum where dispute is pending
Income Tax Act, 1961	3,92,610/-	Financial year 2009-10	Income Tax Appellate Tribunal
Gujarat Value Added Tax and Central Sales Tax Act	25,49,704/- (out of total demand of Rs.31,88,704/-)	Financial year 2002-03	Commissioner of Commercial Tax (Appeals)
The Central Excise Act, 1944	58,76,332/-	June,2008 to March,2009	Commissioner(Appeals) Customs, Excise and Service Tax

- viii) The Company has not defaulted in repayment of loans or borrowings to Bank and government. There are no loans or borrowings from financial institutions and the Company has not issued any debentures.
- ix) The Company has not raised any moneys by way of initial public offer, further public offer (including debt instruments) and term loans. Accordingly, the provisions of Clause 3(ix) of the Order are not applicable to the Company.
- x) To the best of our knowledge and according to the information and explanations given to us, no fraud by the Company and no fraud on the Company by its officers or employees has been noticed or reported during the year.
- xi) The Company has paid/ provided for managerial remuneration in accordance with the requisite approvals mandated by the provisions of Section 197 read with Schedule V to the Act.
- xii) As the Company is not a Nidhi Company and the Nidhi Rules, 2014 are not applicable to it, the provisions of Clause 3(xii) of the Order are not applicable to the Company.
- xiii) In terms of applicable accounting standards and applicable provisions of Section 177 and 188 if any, of the Act, details of related parties have been disclosed in the financial statement.
- xiv) The Company has not made any preferential allotment or private placement of shares or fully or partly convertible debentures during the year. Accordingly, the provisions of Clause 3(xiv) of the Order are not applicable to the Company.
- xv) The Company has not entered into any non cash transactions with its directors or persons connected with him. Accordingly, the provisions of Clause 3(xv) of the Order are not applicable to the Company.
- xvi) The Company is not required to be registered under Section 45-IA of the Reserve Bank of India Act, 1934.

For VAKIL JAIN & HINDOCHA
Chartered Accountants

Firm Registration No.112894W

SURENDRA MODIANI
PARTNER

Membership No.047966

Place : Vadodara
Date : May 30, 2016



ANNEXURE B TO INDEPENDENT AUDITOR'S REPORT

[Referred to in paragraph 2(f) under the heading “Report on Other Legal and Regulatory Requirements” of the Independent Auditor’s Report to the members of Munjal Auto Industries Limited for the year ended 31st March, 2016]

Report on the Internal Financial Controls under Clause (i) of Sub-section 3 of Section 143 of the Companies Act, 2013 (“the Act”)

We have audited the internal financial controls over financial reporting of **Munjil Auto Industries Limited** (“the Company”) as on March 31, 2016 in conjunction with our audit of the financial statements of the Company for the year ended on that date.

Management’s Responsibility for Internal Financial Controls

The Company’s management is responsible for establishing and maintaining internal financial controls based on the internal control over financial reporting criteria established by the Company on considering the essential components of internal control stated in the Guidance Note on Audit of Internal Financial Controls Over Financial Reporting issued by the Institute of Chartered Accountants of India (ICAI). These responsibilities include the design, implementation and maintenance of adequate internal financial controls that were operating effectively for ensuring the orderly and efficient conduct of its business, including adherence to company’s policies, the safeguarding of its assets, the prevention and detection of frauds and errors, the accuracy and completeness of the accounting records, and the timely preparation of reliable financial information, as required under the Companies Act, 2013.

Auditors’ Responsibility

Our responsibility is to express an opinion on the Company’s internal financial controls over financial reporting based on our audit. We conducted our audit in accordance with the Guidance Note on Audit of Internal Financial Controls Over Financial Reporting (the “Guidance Note”) and the Standards on Auditing, issued by ICAI and deemed to be prescribed under section 143(10) of the Companies Act, 2013, to the extent applicable to an audit of internal financial controls, both applicable to an audit of Internal Financial Controls and both issued by the Institute of Chartered Accountants of India. Those Standards and the Guidance Note require that we comply with ethical requirements and plan and perform the audit to obtain reasonable assurance about whether adequate internal financial controls over financial reporting was established and maintained and if such controls operated effectively in all material respects.

Our audit involves performing procedures to obtain audit evidence about the adequacy of the internal financial controls system over financial reporting and their operating effectiveness. Our audit of internal financial controls over financial reporting included obtaining an understanding of internal financial controls over financial reporting, assessing the risk that a material weakness exists and testing and evaluating the design and operating effectiveness of internal control based on the assessed risk. The procedures selected depend on the auditor’s judgement, including the assessment of the risks of material misstatement of the financial statements, whether due to fraud or error.

We believe that the audit evidence we have obtained is sufficient and appropriate to provide a basis for my /our audit opinion on the Company’s internal financial controls system over financial reporting.

Meaning of Internal Financial Controls Over Financial Reporting

A Company’s internal financial control over financial reporting is a process designed to provide reasonable assurance regarding the reliability of financial reporting and the preparation of financial statements for external purposes in accordance with generally accepted accounting principles. A Company’s internal financial control over financial reporting includes those policies and procedures that (1) pertain to the maintenance of records that, in reasonable detail, accurately and fairly reflect the transactions and dispositions of the assets of the Company; (2) provide reasonable assurance that transactions are recorded as necessary to permit preparation of financial statements in accordance with generally accepted accounting principles and that receipts and expenditures of the Company are being made only in accordance with authorisations of management and Directors of the Company; and (3) provide reasonable assurance regarding prevention or timely detection of unauthorised acquisition, use, or disposition of the Company’s assets that could have a material effect on the financial statements.

Inherent Limitations of Internal Financial Controls Over Financial Reporting

Because of the inherent limitations of internal financial controls over financial reporting, including the possibility of collusion or improper management override of controls, material misstatements due to error or fraud may occur and not be detected. Also, projections of any evaluation of the internal financial controls over financial reporting to future periods are subject to the risk that the internal financial control over financial reporting may become inadequate because of changes in conditions, or that the degree of compliance with the policies or procedures may deteriorate.

Opinion

In our opinion, the Company has, in all material respects, an adequate internal financial controls system over financial reporting and such internal financial controls over financial reporting were operating effectively as at March 31, 2016, based on the internal control over financial reporting criteria established by the Company considering the essential components of internal control stated in the Guidance Note on Audit of Internal Financial Controls Over Financial Reporting issued by the Institute of Chartered Accountants of India.

Place : Vadodara
Date : May 30, 2016

For VAKIL JAIN & HINDOCHA
Chartered Accountants
Firm Registration No.112894W

SURENDRA MODIANI
PARTNER
Membership No.047966

**BALANCE SHEET AS AT MARCH 31, 2016**

(Amount in Rs.)

Particulars	Note No	As at March 31, 2016	As at March 31, 2015
<u>EQUITY AND LIABILITIES</u>			
<u>SHAREHOLDERS' FUNDS</u>			
Share Capital	2.1	100,000,000	100,000,000
Reserves and Surplus	2.2	2,085,893,810	1,969,383,628
		<u>2,185,893,810</u>	<u>2,069,383,628</u>
<u>NON-CURRENT LIABILITIES</u>			
Long Term Borrowings	2.3	460,720,155	589,408,335
Deferred Tax Liabilities (Net)	2.4	97,868,555	77,923,632
Long Term Provisions	2.5	64,429,086	60,503,774
		<u>623,017,796</u>	<u>727,835,741</u>
<u>CURRENT LIABILITIES</u>			
Short Term Borrowings	2.6	71,832,890	18,935,548
Trade Payables	2.7	926,951,864	858,870,448
Other Current Liabilities	2.8	291,585,607	322,576,912
Short Term Provisions	2.9	39,336,111	186,853,392
		<u>1,329,706,472</u>	<u>1,387,236,300</u>
TOTAL		<u>4,138,618,078</u>	<u>4,184,455,669</u>
<u>ASSETS</u>			
<u>NON-CURRENT ASSETS</u>			
Fixed Assets			
- Tangible Assets	2.10	1,738,157,797	1,735,293,532
- Intangible Assets	2.11	17,314,471	19,568,417
- Capital Work in Progress	2.12	142,583,758	217,044,436
Long Term Loans and Advances	2.13	69,173,786	69,497,350
Other Non Current Assets	2.14	263,026,871	238,125,662
		<u>2,230,256,683</u>	<u>2,279,529,397</u>
<u>Current Assets</u>			
Current Investments	2.15	223,071,845	267,040,494
Inventories	2.16	274,103,429	407,839,163
Trade Receivables	2.17	1,278,372,610	1,095,318,164
Cash and Cash Equivalents	2.18	29,269,268	31,319,810
Short Term Loans and Advances	2.19	103,544,243	103,408,641
		<u>1,908,361,395</u>	<u>1,904,926,272</u>
TOTAL		<u>4,138,618,078</u>	<u>4,184,455,669</u>

SIGNIFICANT ACCOUNTING POLICIES AND NOTES ON ACCOUNTS

(1 & 2)

As per our report attached
For Vakil Jain & Hindocha
Chartered Accountants
Firm Registration No. 112894W

Surendra Modiani
Partner
Membership No. 47966

Gurgaon
Date : 30th May, 2016

S. K. Sharma
CFO

Rakesh Johari
Company Secretary

For and on behalf of the Board

Sudhir Kumar Munjal

Anju Munjal

Anuj Munjal

Vikram Shah

Chairman & Managing Director

Whole Time Director

Whole Time Director

Director

Gurgaon
Date : 30th May, 2016

STATEMENT OF PROFIT AND LOSS FOR THE YEAR ENDED MARCH 31, 2016

Particulars	Note No.	For the year ended March 31, 2016	(Amount in Rs.) For the year ended March 31, 2015
Revenue from operations			
Revenue from Operations (Gross)	2.20	9,683,143,618	9,688,072,633
Less : Excise Duty		<u>(832,544,451)</u>	<u>(805,527,801)</u>
Revenue from Operations (Net)		8,850,599,167	8,882,544,832
Add : Other Income	2.21	<u>33,132,418</u>	<u>39,658,401</u>
Total Revenue		<u>8,883,731,585</u>	<u>8,922,203,233</u>
Expenses:			
Cost of Materials Consumed	2.22	6,737,323,755	6,671,406,424
Changes in Inventories of Finished Goods and Work in Progress	2.23	35,567,731	(25,699,904)
Employee Benefits Expenses	2.24	521,133,175	490,162,834
Finance Costs	2.25	79,429,545	86,322,632
Depreciation and Amortization Expenses	2.26	166,609,693	148,354,434
Other Expenses	2.27	<u>1,096,588,744</u>	<u>1,058,746,422</u>
Total Expenses		<u>8,636,652,643</u>	<u>8,429,292,842</u>
PROFIT BEFORE TAX		<u>247,078,942</u>	<u>492,910,391</u>
Tax Expenses			
Current Tax		50,810,636	96,070,731
Less : MAT Credit Entitlement		(24,437,398)	(8,081,670)
Net Current Tax		26,373,238	87,989,061
Deferred Tax		<u>19,944,923</u>	<u>24,607,302</u>
PROFIT FOR THE YEAR		<u>200,760,781</u>	<u>380,314,028</u>
Earning per Equity Share (of Rs. 2/- each)			
Basic		4.02	7.61
Diluted		4.02	7.61

**SIGNIFICANT ACCOUNTING POLICIES AND
NOTES ON ACCOUNTS**

(1 & 2)

As per our report attached
For Vakil Jain & Hindocha
Chartered Accountants
Firm Registration No. 112894W

Surendra Modiani
Partner
Membership No. 47966

Gurgaon
Date : 30th May, 2016

S. K. Sharma
CFO

Rakesh Johari
Company Secretary

For and on behalf of the Board

Sudhir Kumar Munjal	Chairman & Managing Director
Anju Munjal	Whole Time Director
Anuj Munjal	Whole Time Director
Vikram Shah	Director

Gurgaon
Date : 30th May, 2016



CASH FLOW STATEMENT FOR THE YEAR ENDED 31ST MARCH, 2016

	For the year ended March 31, 2016	(Amount in Rs.) For the year ended March 31, 2015
A. Cash Flow from Operating Activities		
Net Profit Before Tax and Extra Ordinary Items	247,078,942	492,910,391
Adjustments for :		
Depreciation	166,609,693	148,354,434
(Profit)/ Loss on sale of fixed assets (Net)	(880,123)	609,849
Net Gain on Foreign Exchange Rate Fluctuations	(3,279,065)	(1,965,786)
Profit on sale of Investments	(11,597,042)	(3,324,111)
Interest Income	(1,479,874)	(1,193,289)
Interest expenses and applicable foreign exchange fluctuations	79,429,545	86,322,632
Dividend Income	(5,887,669)	(21,465,935)
	<u>222,915,465</u>	<u>207,337,794</u>
Operating Profit Before Working Capital Changes	<u>469,994,407</u>	<u>700,248,185</u>
<u>(Increase) / Decrease in Working Capital :</u>		
Inventories	133,735,734	(126,410,640)
Trade Receivables	(183,054,446)	(56,885,135)
Other Current Assets	(12,266)	(20,956,451)
Trade Payables	68,704,776	(1,803,655)
Other Liabilities	(806,767)	(37,752,853)
	<u>18,567,031</u>	<u>(243,808,734)</u>
Cash Generated from Operations	<u>488,561,438</u>	<u>456,439,451</u>
Income Tax paid	(52,230,737)	(100,130,253)
Net Cash from Operating Activities A	<u>436,330,701</u>	<u>356,309,198</u>
B. Cash Flow from Investing Activities		
Purchases of Fixed Assets	(104,564,690)	(416,349,236)
Proceeds from Sale of Fixed Assets	13,156,567	2,940,741
Sale of Investments	3,033,607,721	3,688,106,926
Purchase of Investments	(2,970,623,008)	(3,477,120,814)
Dividend Received	5,887,669	21,465,935
Interest Received	1,209,013	1,137,022
Net Cash used in Investing Activities B	<u>(21,326,728)</u>	<u>(179,819,426)</u>

CASH FLOW STATEMENT FOR THE YEAR ENDED 31ST MARCH, 2016 (Continued)

	(Amount in Rs.)	
	For the year ended March 31, 2016	For the year ended March 31, 2015
C. Cash Flow from Financing Activities		
Dividend paid	(195,000,000)	(125,000,000)
Dividend Distribution Tax paid	(35,494,350)	(21,243,750)
Interest paid	(78,456,827)	(82,284,707)
Proceeds from Long Term Borrowings	-	180,000,000
Repayment of Long Term Borrowings	(161,000,680)	(167,258,333)
Working Capital Finance from Banks	52,897,342	(32,048,503)
Net Cash from Financing Activities C	<u>(417,054,515)</u>	<u>(247,835,293)</u>
Net Increase/(Decrease) in Cash & Cash equivalents	(2,050,542)	(71,345,521)
Cash and Cash Equivalents at the beginning of the year	31,319,810	104,665,331
Cash and Cash Equivalents at the end of the year	29,269,268	31,319,810

**SIGNIFICANT ACCOUNTING POLICIES AND
NOTES ON ACCOUNTS**

(1 & 2)

As per our report attached
For Vakil Jain & Hindocha
 Chartered Accountants
 Firm Registration No. 112894W

Surendra Modiani
 Partner
 Membership No. 47966

Gurgaon
 Date : 30th May, 2016

S. K. Sharma
 CFO

Rakesh Johari
 Company Secretary

For and on behalf of the Board

Sudhir Kumar Munjal
 Anju Munjal
 Anuj Munjal
 Vikram Shah

Chairman & Managing Director
 Whole Time Director
 Whole Time Director
 Director

Gurgaon
 Date : 30th May, 2016



1. Significant Accounting Policies

Company Overview

Munjal Auto Industries Limited is a manufacturing Company engaged in manufacture of Exhaust systems, Wheels, Rims, Fuel tanks and other components for Auto Industries.

1.1 Basis of Preparation of Financial Statement

These financial statements are prepared in accordance with Indian Generally Accepted Accounting Principles (GAAP) under the historical cost convention on the accrual basis and comply with mandatory accounting standards which are applicable under the provisions of the Companies Act, 2013. Accounting policies have been consistently applied except where a newly issued accounting standard is initially adopted or a revision to an existing accounting standard requires a change in the accounting policy hitherto in use, or as otherwise disclosed.

1.2 Use of Estimates

The preparation of the financial statements in conformity with GAAP requires management to make estimates and assumptions that affect the reported balances of assets and liabilities and disclosures relating to contingent liabilities as at the date of the financial statements and reported amounts of income and expenses during the period. Accounting estimates could change from period to period. Actual results could differ from those estimates. Appropriate changes in estimates are made as the Management becomes aware of changes in circumstances surrounding the estimates. Changes in estimates are reflected in the financial statements in the period in which changes are made and, if material, their effects are disclosed in the notes to the financial statements.

1.3 Revenue Recognition

Revenue is primarily derived from Sales of auto components.

- a) Sales are accounted inclusive of excise duty but net of Sales tax / Value added tax.
- b) Sales are accounted on the date of removal of goods from the factory.

Interest income is recognized on time proportion basis.

Dividend Income is recognized when the right to receive dividend is established

1.4 Provisions and Contingent liabilities

A provision is recognized if, as a result of a past event, the Company has a present legal obligation that can be estimated reliably, and it is probable that an outflow of economic benefits will be required to settle the obligation. Provisions are determined by the best estimate of the outflow of economic benefits required to settle the obligation at the reporting date. Where no reliable estimate can be made, a disclosure is made as contingent liability. A disclosure for a contingent liability is also made when there is a possible obligation or a present obligation that may, but probably will not, require an outflow of resources. Where there is a possible obligation or a present obligation in respect of which the likelihood of outflow of resources is remote, no provision or disclosure is made.

1.5 Employees Benefits

a. Gratuity

Liabilities with regard to the Gratuity Plan are determined by actuarial valuation at each balance sheet date using the projected unit credit method. Actuarial gains / losses are charged to revenue in the year in which they arise. The Company contributes to a scheme administered by the Life Insurance Corporation of India to discharge the liabilities to the employees by policy taken for this purpose with LIC of India in the name of "Munjal Auto Industries Limited Employees' Gratuity Trust".

b. Other long term employee benefits :

Other long-term employee benefit viz., leave benefit is recognized as an expense in the Statement of Profit and Loss as and when it accrues. The Company determines the liability using the Projected Unit Credit Method with actuarial valuation carried out as at the balance sheet date. Actuarial gains and losses in respect of such benefit are charged to the Statement of Profit and Loss.

c. Superannuation

The Company makes contribution to a scheme administered by the Life Insurance Corporation of India to discharge superannuation liabilities to the employees. The Company has no obligations to the Plan beyond its monthly contributions.

d. Provident Fund

Both the employees and the Company make monthly contributions to the provident fund equal to a specified percentage of the covered employees' salary. Contributions of the company are recognized as expense in profit and loss account as and when these are incurred.

1.6 Fixed assets, Intangible Assets and Capital Work in Progress

Fixed assets are stated at cost, less accumulated depreciation and impairment, if any. Capital work-in-progress comprises of the cost of fixed assets that are not yet ready for their intended use at the reporting date. Intangible assets are recorded at the consideration paid for acquisition of such assets and are carried at cost less accumulated amortization and impairment.

Cost of leasehold land has not been amortised over lease period due to the long tenure of the lease and smallness of amount.

1.7 Depreciation and Amortization

Depreciation has been provided as per straight-line method in the manner and at the rates specified in Schedule II of the Companies Act, 2013 except that in case of expenditure on software. Cost of software is amortised over 3 to 10 years considering its useful life.

1.8 Foreign Currency Transactions

Transactions in Foreign Currency are recorded at the rate of exchange prevailing on the date of the transaction. Monetary items denominated in foreign currencies outstanding at the year-end are restated in Indian Rupees at the rates prevailing on the date of the balance sheet.

Any gain or loss on account of exchange difference either on a settlement of the obligation or on a translation is recognized in the statement of Profit & Loss.

1.9 Income Taxes

Income tax is accrued in the same period that the related revenue and expenses arise. A provision is made for income tax annually, based on the tax liability computed, after considering tax allowances and exemptions. Provisions are recorded when it is estimated that a liability due to disallowances or other matters is probable. Minimum Alternate Tax (MAT) paid in accordance with the tax laws, which gives rise to future economic benefits in the form of tax credit against future income tax liability, is recognized as an asset in the Balance Sheet if there is convincing evidence that the Company will pay normal tax after the tax holiday period and the resultant asset can be measured reliably. The Company offsets, on a year on year basis, the current tax assets and liabilities, where it has a legally enforceable right and where it intends to settle such assets and liabilities on a net basis.

The differences that result between the profit considered for income taxes and the profit as per the financial statements are identified, and thereafter a deferred tax asset or deferred tax liability is recorded for timing differences, namely the differences that originate in one accounting period and reverse in another, based on the tax effect of the aggregate amount of timing difference. The tax effect is calculated on the accumulated timing differences at the end of an accounting period based on enacted or substantively enacted regulations. Deferred tax assets in situation where unabsorbed depreciation and carry forward business loss exists, are recognized only if there is virtual certainty supported by convincing evidence that sufficient future taxable income will be available against which such deferred tax asset can be realized. Deferred tax assets, other than in situation of unabsorbed depreciation and carry forward business loss, are recognized only if there is reasonable certainty that they will be realized. Deferred tax assets are reviewed for the appropriateness of their respective carrying values at each reporting date.

Deferred tax in respect of Haridwar Unit availing deduction under section 80IC of Income Tax Act, 1961 in respect of timing differences which reverse during tax holiday period, are not recognized to the extent the income is subject to deduction.



1.10 Earnings per Share

Basic earnings per share is computed by dividing the net profit after tax by the weighted average number of equity shares outstanding during the period.

1.11 Borrowing Costs

Borrowing Costs attributable to the acquisition, construction or production of qualifying assets are capitalized as part of the cost of the assets till the asset is ready for use. Interest on other borrowing is charged to Profit & Loss Account.

1.12 Investments

Current Investments are stated at cost or fair value whichever is lower, determined on individual investment basis.

1.13 Inventories

Inventories other than scrap are valued at cost or net realisable value whichever is lower. Cost of purchases is ascertained on weighted average method.

Scrap is valued at estimated net realisable value.

Cost of Work in Process and Finished Goods include cost of materials and other inputs plus appropriate share of labour and overheads. Excise duty is included in the value of finished goods inventory.

1.14 Impairment of Assets

The Carrying amounts of fixed assets are reviewed at each balance sheet date to ascertain whether there is any indication of impairment in their value caused by any internal / external factors. An impairment loss is recognized wherever the carrying amount of an asset exceeds its recoverable amount, recoverable amount being the greater of the assets' net selling price and value in use.

1.15 Operating Leases

Lease charges paid for operating leases are charged to profit and loss account on a straight-line basis over the lease term. Initial direct expenses at the time of inception of lease are charged to Profit & Loss Account.

1.16 Warranty Claims

Provision is made for estimated liability on account of warranty claims, the cost of replacement of goods sold as per the terms of warranty, based on historical information and corrective actions to reduce the claims.

1.17 Provisions and Contingencies

Provisions are recognized when there is a present obligation as a result of past events and it is probable that there will be an outflow of resources. Contingent liabilities are not recognized but disclosed in the note.

1.18 Cash Flow Statement

Cash flows are reported using the indirect method, whereby profit before tax is adjusted for the effects of transactions of a non-cash nature and items of income or expenses associated with investing or financing cash flows. The cash flows from operating, investing and financing activities of the Company are segregated.

2 NOTES TO THE FINANCIAL STATEMENT FOR THE YEAR ENDED MARCH 31, 2016

Note No	Particulars	As at March 31, 2016	As at March 31, 2015
2.1	SHARE CAPITAL		
	Authorised		
	100,000,000 (100,000,000) Equity Shares of Rs.2/- (Rs.2/-) each	200,000,000	200,000,000
	Unclassified Shares	50,000,000	50,000,000
		250,000,000	250,000,000
	Issued, Subscribed and Paid-Up		
	50,000,000 (50,000,000) Equity Shares of Rs.2/- (Rs.2/-) each	100,000,000	100,000,000
		100,000,000	100,000,000

Rights, preferences and restrictions attached to shares

The Company has only one class of shares referred to as equity shares having a par value of Rs.2/- (Previous year Rs.2/-). Each holder of Equity Shares is entitled to one vote per share.

The reconciliation of the number of shares outstanding and the number of share capital as at March 31, 2016 and March 31, 2015 is set out below;

Particulars	As at March 31, 2016		As at March 31, 2015	
	No. of Shares	Amount	No. of Shares	Amount
Number of Shares at the beginning	50,000,000	100,000,000	50,000,000	100,000,000
Number of Shares at the end	50,000,000	100,000,000	50,000,000	100,000,000

Shares in the Company held by each Shareholder holding more than 5% shares

Particulars	As at March 31, 2016		As at March 31, 2015	
	No. of Shares	%	No. of Shares	%
Thakur Devi Investments Private Limited (Holding Company)	37,403,225	74.81%	37,403,225	74.81%

Particulars	As at March 31, 2016	As at March 31, 2015
2.2 RESERVE & SURPLUS		
Capital Reserve		
Profit on re-issue of forfeited shares	209,150	209,150
General Reserve		
Opening Balance	284,872,738	284,872,738
Add : Transferred from Statement of Profit and Loss	-	-
Closing Balance	284,872,738	284,872,738
Surplus in Statement of Profit and Loss		
Opening Balance	1,684,301,741	1,478,314,713
Add : Profit for the year	200,760,781	380,314,028
Less : Adjustment for depreciaiton as per Note 2.28 Q	-	23,879,942
Total	1,885,062,522	1,834,748,799
Less :		
- Dividend @ Rs. 1.40/- per Share (Previous year Rs.2.50/- per Share)	70,000,000	125,000,000
- Dividend Tax	14,250,600	25,447,059
Closing Balance	1,800,811,922	1,684,301,741
Total Balance	2,085,893,810	1,969,383,628



2 NOTES ON ACCOUNTS FOR THE YEAR ENDED MARCH 31, 2016

Note No	Particulars	As at March 31, 2016	As at March 31, 2015
2.3	<u>LONG TERM BORROWINGS</u>		
	Term Loans from Banks - Secured (refer note no. 2.28C)	460,720,155	589,408,335
		460,720,155	589,408,335
2.4	<u>DEFERRED TAXES</u>		
	Deferred Tax Liabilities		
	Accumulated Depreciation	138,107,959	105,059,444
	Deferred Tax Assets		
	Employees Benefits deductible on payment	40,239,404	27,135,812
		97,868,555	77,923,632
2.5	<u>LONG-TERM PROVISIONS</u>		
	Provisions for Employee Benefits		
	- Leave Benefits	33,346,792	31,147,601
	- Gratuity	26,118,080	25,588,768
	Provision for Warranties	4,964,214	3,767,405
		64,429,086	60,503,774
2.6	<u>CURRENT LIABILITIES</u>		
	<u>SHORT-TERM BORROWINGS</u>		
	Loans repayable on demand		
	From Banks	71,832,890	18,935,548
	- Secured	71,832,890	18,935,548
	These loans are secured by a first charge on inventories, receivables and all other current assets of the Company.		
2.7	<u>TRADE PAYABLES</u>	926,951,864	858,870,448
		926,951,864	858,870,448
2.8	<u>OTHER CURRENT LIABILITIES</u>		
	1 Current Maturities of Long Term Debts (refer note no. 2.28C)	160,733,332	193,045,832
	2 Interest Accrued but not due on Borrowings	5,550,997	7,857,344
	3 Unpaid Dividends	12,292,907	7,352,552
	4 Other Payables		
	- Statutory Liabilities	18,772,037	37,789,279
	- Creditors for Purchase of Capital Goods	11,038,787	15,747,313
	- Salary and Other Benefits to Employees	51,615,389	31,657,403
	- Advances from Customer	2,563,067	15,061
	- Deposits from Contractors	4,226,977	2,979,679
	- Expenses Payable	24,792,114	26,132,449
		291,585,607	322,576,912

2 NOTES ON ACCOUNTS FOR THE YEAR ENDED MARCH 31, 2016

Note No	Particulars	As at March 31, 2016	As at March 31, 2015
2.9	SHORT-TERM PROVISIONS		
a	Provisions for Employee Benefits		
-	Leave Benefits	27,477,276	25,272,979
-	Gratuity	9,413,774	9,046,766
b	Other Liabilities		
-	Provision for Warranties	2,445,061	1,855,588
-	Proposed Dividend	-	125,000,000
-	Provision for Tax on Dividend	-	25,447,059
	Wealth Tax	-	231,000
		39,336,111	186,853,392

A. FIXED ASSETS Current Year

(Amount in Rs.)

PARTICULARS	Gross Block			Depreciation/ Amortisation Block			Net Block			
	As on April 1, 2015	Additions	Deduction	As at March 31, 2016	Opening Balance as on April 1, 2015	For the period	Deduction	As at March 31, 2016	As at March 31, 2016	As at March 31, 2015
2.10 TANGIBLE ASSETS										
Land										
- Freehold Land	162,669,102	853,920	-	163,523,022	-	-	-	163,523,022	162,669,102	162,669,102
- Leasehold Land	7,365,133	-	-	7,365,133	-	-	-	7,365,133	7,365,133	7,365,133
Building	552,468,258	26,993,553	-	579,461,811	136,507,041	19,281,811	-	155,788,852	423,672,959	415,961,217
Plant and Equipments	1,796,252,245	129,654,689	55,372,221	1,870,534,713	709,189,336	133,318,518	44,729,925	797,777,929	1,072,756,784	1,087,062,909
Furniture and Fixture	46,705,035	5,358,368	-	52,063,403	18,001,084	2,184,545	-	20,185,629	31,877,774	28,703,951
Vehicles	56,224,809	13,386,533	2,934,371	66,676,971	32,239,828	5,252,543	1,300,222	36,192,149	30,484,822	23,984,980
Office Equipments	17,060,974	2,246,110	261,645	19,045,440	10,671,170	2,954,226	261,645	13,363,751	5,681,689	6,389,805
Computers	16,623,515	1,003,283	-	17,626,798	13,467,081	1,364,103	-	14,831,184	2,795,614	3,156,435
	2,655,369,071	179,496,456	58,568,237	2,776,297,291	920,075,540	164,355,746	46,291,792	1,038,139,494	1,738,157,797	1,735,293,532
2.11 INTANGIBLE ASSETS										
Computer Software	41,156,803	-	-	41,156,803	21,588,385	2,253,947	-	23,842,332	17,314,471	19,568,417
	41,156,803	-	-	41,156,803	21,588,385	2,253,947	-	23,842,332	17,314,471	19,568,417
2.12 CAPITAL WORK IN PROGRESS									142,583,758	217,044,436

B. FIXED ASSETS Previous Year

PARTICULARS	Gross Block			Depreciation/ Amortisation Block			Net Block			
	As on April 1, 2014	Additions	Deduction	As at March 31, 2015	Opening Balance as on April 1, 2014	For the period	Deduction	As at March 31, 2015	As at March 31, 2015	As at March 31, 2014
2.10 TANGIBLE ASSETS										
Land										
- Freehold land	162,669,102	-	-	162,669,102	-	-	-	162,669,102	162,669,102	162,669,102
- Leasehold land	7,365,133	-	-	7,365,133	-	-	-	7,365,133	7,365,133	7,365,133
Building	426,048,905	126,419,353	-	552,468,258	80,330,660	56,176,381	-	136,507,041	415,961,217	345,718,245
Plant and Equipments	1,326,841,585	471,956,629	2,545,969	1,796,252,245	598,821,984	110,845,769	478,417	709,189,336	1,087,062,909	728,019,600
Furniture and Fixture	45,971,944	733,091	-	46,705,035	15,611,180	2,389,904	-	18,001,084	28,703,951	30,360,764
Vehicles	50,880,957	8,756,262	3,412,410	56,224,809	29,752,446	4,534,136	2,046,753	32,239,828	23,984,980	21,128,511
Office Equipments	15,817,392	1,378,074	134,492	17,060,974	4,715,753	6,009,047	53,630	10,671,170	6,389,805	11,101,639
Computers	14,292,742	2,577,928	247,155	16,623,515	10,017,780	3,659,935	210,634	13,467,081	3,156,435	4,274,963
	2,049,887,760	611,821,337	6,340,026	2,655,369,072	739,249,802	183,615,173	2,789,434	920,075,539	1,735,293,532	1,310,637,958
2.11 INTANGIBLE ASSETS										
Computer Software	25,221,072	15,935,731	-	41,156,803	20,574,469	1,013,916	-	21,588,385	19,568,417	4,646,603
	25,221,072	15,935,731	-	41,156,803	20,574,469	1,013,916	-	21,588,385	19,568,417	4,646,603
2.12 CAPITAL WORK IN PROGRESS									217,044,436	416,293,605



2 NOTES ON ACCOUNTS FOR THE YEAR ENDED MARCH 31, 2016

Note No	Particulars	As at March 31, 2016	As at March 31, 2015
2.13	<u>LONG TERM LOANS AND ADVANCES</u> (Unsecured, Considered Good)		
	Capital Advances	48,330,076	48,801,165
	Security Deposits	20,843,710	20,696,185
		69,173,786	69,497,350
2.14	<u>OTHER NON-CURRENT ASSETS</u>		
	MAT Credit entitlement	263,026,871	238,125,662
		263,026,871	238,125,662

2.15	<u>CURRENT INVESTMENTS</u> <u>INVESTMENT IN MUTUAL FUNDS (UNQUOTED)</u>	As at March 31, 2016		As at March 31, 2015	
		Unit	Amount	Unit	Amount
	HDFC High Int Fund - Dynamic Plan	610,105	24,170,846	610,105	24,170,846
	HDFC Equity Fund	19,181	8,500,000	19,181	8,500,000
	HDFC Midcap Opportunities Fund	269,309	8,500,000	269,309	8,500,000
	HDFC Top 200 Fund	15,118	5,000,000	15,118	5,000,000
	Reliance Liquid Fund Growth Plan	-	-	21	67,999
	Reliance Small Cap Fund	228,042	5,011,922	228,042	5,011,922
	Reliance Liquid Fund	38,391	58,689,946	47,510	72,630,890
	Reliance Equity Opportunities Fund	68,583	5,071,256	67,584	5,000,000
	DSP Blackrock Microcap Fund	81,651	3,035,852	81,651	3,035,852
	ICICI Prudence Flexible Income Plan	-	-	162	41,313
	Reliance Money Manager Fund Institutional Plan	91,329	91,580,053	-	-
	ICICI Prudence Value Discovery Fund	27,094	2,500,000	27,094	2,500,000
	ICICI Prudence top 100	33,361	7,500,000	33,361	7,500,000
	ICICI Prudence Banking and Financial Services Fund	149,563	5,043,324	148,334	5,000,000
	ICICI Equity Arbitrage Fund - Growth Plan	-	-	2,752,395	50,000,000
	IDFC Arbitrage Fund - Growth Plan	-	-	287,963	50,081,672
	IDFC Banking Debt Fund	-	-	1,828,103	20,000,000
	Less : Provision for Diminution in Value of Investments	-	(1,531,354)	-	-
			223,071,845		267,040,494

2 NOTES ON ACCOUNTS FOR THE YEAR ENDED MARCH 31, 2016

Note No	Particulars	As at March 31, 2016	As at March 31, 2015
2.16	<u>INVENTORIES</u>		
1	Raw Materials	167,132,747	253,724,673
2	Work in Process	47,165,693	60,749,166
3	Work in Process - Stock in Transit	7,746,738	30,280,422
4	Finished Goods	27,283,870	26,734,444
5	Store and Spares	24,774,381	36,350,458
		<u>274,103,429</u>	<u>407,839,163</u>
2.17	<u>TRADE RECEIVABLES</u>		
	(Unsecured Considered Good)		
	Debts outstanding for a period not exceeding six months from the date they are due for payment	1,278,372,610	1,095,318,164
		<u>1,278,372,610</u>	<u>1,095,318,164</u>
2.18	<u>CASH AND CASH EQUIVALENTS</u>		
	BALANCE WITH BANKS IN FIXED DEPOSITS		
-	Held as margin money or security against borrowings	369,007	248,570
	In Current Accounts	16,277,687	23,447,993
	Dividend Accounts	8,837,913	7,352,552
	Cash in Hand	3,784,661	270,695
		<u>29,269,268</u>	<u>31,319,810</u>
2.19	<u>SHORT TERM LOANS AND ADVANCES</u>		
	(Unsecured Considered Good)		
	<u>Balance with Government Authorities</u>		
	CENVAT / Service Tax Credit	62,599,494	63,141,882
	Excise duty - current account	2,111,948	2,395,279
	VAT / Sales Tax credit	3,379,396	8,274,708
	Income Tax (net of provision)	2,332,874	2,051,846
		<u>70,423,712</u>	<u>75,863,715</u>
	<u>Others</u>		
	Loans and advances to Employees	604,200	1,595,499
	Advance to Suppliers	15,366,681	8,559,833
	Prepaid Expenses	11,932,730	10,601,104
	Others	5,216,920	6,788,490
		<u>33,120,531</u>	<u>27,544,926</u>
		<u>103,544,243</u>	<u>103,408,641</u>



NOTES TO AND FORMING PART OF STATEMENT OF PROFIT AND LOSS FOR THE YEAR ENDED MARCH 31, 2016

Note No	Particulars	For the year ended March 31, 2016	For the year ended March 31, 2015
2.20	<u>REVENUE FROM OPERATIONS</u>		
	Sale of Products	9,595,760,571	9,614,163,414
	Other Operating Revenues		
	Sale of Scrap	87,383,047	73,909,219
		<u>9,683,143,618</u>	<u>9,688,072,633</u>
	Less: Excise Duty	(832,544,451)	(805,527,801)
	Revenue from Operations (Net)	<u>8,850,599,167</u>	<u>8,882,544,832</u>
	Product wise details		
	Mufflers	8,741,537,636	8,812,003,906
	Motorcycle Rims	327,663,821	240,936,788
	Scooter Wheels	265,225,809	377,203,747
	Other Components	261,333,305	184,018,973
		<u>9,595,760,571</u>	<u>9,614,163,414</u>
2.21	<u>OTHER INCOME</u>		
	Interest Income		
	- Interest from Fixed Deposit	1,429,833	431,042
	- Interest from Others	50,041	762,247
	Dividend Income		
	- From Current Investments	5,887,669	21,465,935
	Net gain on sale of Investment	11,597,042	3,324,111
	Cash discount received	3,536,698	5,363,591
	Net gain on foreign currency transaction and translation (other than considered as finance cost)	3,279,065	1,965,786
	Other Non-Operating Income (Net of expenses directly attributable to such income)		
	- Profit on Sales of Fixed Assets (Net)	880,123	-
	- Liability / Provisions no longer required written back	715,195	3,563,704
	- Miscellaneous Income	5,756,752	2,781,985
		<u>33,132,418</u>	<u>39,658,401</u>
2.22	<u>COST OF MATERIALS CONSUMED</u>		
	Purchases of Raw Materials and Packing Materials	6,650,731,829	6,771,199,009
	Add: Opening Balance of Stock	253,724,673	153,932,088
		<u>6,904,456,502</u>	<u>6,925,131,097</u>
	Less: Closing Balance of Stock	167,132,747	253,724,673
	Consumption of Materials	<u>6,737,323,755</u>	<u>6,671,406,424</u>
	Product wise details		
	CR and SS Strips	1,387,845,945	1,294,489,348
	Nickel	138,721,225	220,328,735
	Catalytic Converter	1,786,633,745	1,602,431,670
	Paint & Chemicals	427,408,067	388,082,344
	Components and BOPs	2,319,228,218	2,873,985,529
	Others	677,486,555	292,088,798
		<u>6,737,323,755</u>	<u>6,671,406,424</u>

NOTES TO AND FORMING PART OF STATEMENT OF PROFIT AND LOSS FOR THE YEAR ENDED MARCH 31, 2016

Note No	Particulars	For the year ended March 31, 2016	For the year ended March 31, 2015
2.23	<u>CHANGES IN INVENTORIES OF FINISHED GOODS AND WORK IN PROGRESS</u>		
	<u>Finished Goods</u>		
	At the beginning of the Accounting Period	26,734,444	20,232,525
	At the end of the Accounting Period	<u>27,283,870</u>	<u>26,734,444</u>
		(549,426)	(6,501,919)
	<u>Work in Progress</u>		
	At the beginning of the Accounting Period	60,749,166	60,537,698
	At the end of the Accounting Period	<u>47,165,693</u>	<u>60,749,166</u>
		13,583,473	(211,468)
	<u>Work in process - Stock in Transit</u>		
	At the beginning of the Accounting Period	30,280,422	11,293,905
	At the end of the Accounting Period	<u>7,746,738</u>	<u>30,280,422</u>
		22,533,684	(18,986,517)
	Total	<u>35,567,731</u>	<u>(25,699,904)</u>
2.24	<u>EMPLOYEE BENEFITS EXPENSES</u>		
	Salaries and Wages	452,732,900	415,137,517
	<u>Contribution to</u>		
	Provident & Other Fund	30,798,653	28,140,573
	Superannuation Scheme	6,044,223	7,056,826
	Gratuity Fund	8,942,234	18,661,200
	<u>Other Expenses</u>		
	Staff Welfare Expense	<u>22,615,165</u>	<u>21,166,718</u>
		<u>521,133,175</u>	<u>490,162,834</u>
2.25	<u>FINANCIAL COSTS</u>		
	Interest Expense	78,572,390	70,986,070
	Other Borrowing Costs	857,155	1,422,814
	Applicable net gain/loss on foreign currency transaction and translation	-	13,913,748
		<u>79,429,545</u>	<u>86,322,632</u>
2.26	<u>DEPRECIATION AND AMORTIZATION EXPENSE</u>		
	Depreciation and Amortization Expense	<u>166,609,693</u>	<u>148,354,434</u>
		<u>166,609,693</u>	<u>148,354,434</u>



NOTES TO AND FORMING PART OF STATEMENT OF PROFIT AND LOSS FOR THE YEAR ENDED MARCH 31, 2016

Note No	Particulars	For the year ended March 31, 2016	For the year ended March 31, 2015
2.27	<u>OTHER EXPENSES</u>		
	<u>Manufacturing Expense :</u>		
	<u>Consumption of Stores and Spare Parts</u>		
	Opening Stock	36,350,458	35,432,307
	Add: Purchases	295,497,305	323,809,980
	Total	331,847,763	359,242,287
	Less: Closing Stock	24,774,381	36,350,458
		307,073,382	322,891,829
	Power and Fuel	216,447,354	222,956,770
	Rent	13,170,514	12,882,696
	Repairs to Buildings	1,820,284	2,777,284
	Repairs to Machinery	12,307,818	12,093,567
	Repairs and Maintenance Others	8,825,739	6,117,935
	Insurance Premium	13,429,096	11,447,227
	CSR expenditure	6,101,000	3,799,239
	Rates and Taxes excluding Taxes on Income	1,682,484	1,681,751
	Wages to Contractors	252,425,873	191,202,337
	Job Work Charges	50,884,773	45,185,755
	Freight Inward	17,830,298	16,029,316
	Freight and Cartage (Outward)	81,441,824	97,565,480
	Loss on Fixed Assets Sold / Discarded (Net)	-	609,849
	Diminuation in Value of Investments	1,531,354	-
	Miscellaneous Expenses	111,616,951	111,505,387
		1,096,588,744	1,058,746,422

2.28 ADDITIONAL INFORMATIONS

- A** Addition to Fixed Assets and Capital work in progress during the year included Rs.Nil (previous year Rs.89,26,780/-) being borrowing cost capitalised in accordance with Accounting standard (AS-16) on borrowing cost as specified in the Companies (Accounting Standard) Rules, 2006.
- B** The Company as well as various industrial units in Waghodia have disputed their liability to pay octroi duty and hence the Company deposited the amount of Rs. 15.45 Lacs under protest which is held in a separate bank account in the name of Sarpanch, the Waghodia Gram Panchayat and the Company as the second party under a Court directive. By virtue of a subsequent notification of the State Government of Gujarat, the Company, like other industrial units in the notified area of Waghodia, is not required to pay the octroi Duty from 19th July, 1997. The Company believes it has no liability for octroi duty even for the earlier period. Association for Industrial Units in Waghodia has filed a suit for recovery of amounts paid under protest, which is still pending for final decision. Therefore, the said amount of Rs.15.45 Lacs (Previous Year Rs.15.45 lacs) is included in Balance Sheet under the head "Loans & Advances" and no provision is made for liability of octroi in this respect. In the absence of clarity regarding rights of respective parties, interest credited by the bank amounting to Rs.18.39 Lacs (Previous Year: Rs.17.07 Lacs) on the aforesaid amount till 31st March 2016 is not accounted for.

NOTES TO AND FORMING PART OF STATEMENT OF PROFIT AND LOSS FOR THE YEAR ENDED MARCH 31, 2016

C Nature of security and terms of repayment for long term secured borrowings including current maturities

Nature of security	Terms of Repayment
Term loan outstanding Rs.0.90 Crores	Repayable in 20 equal quarterly instalments of Rs.90 Lacs commencing from August, 2011.
Term loan outstanding Rs.1.37 Crores	Repayable in 20 equal quarterly instalments of Rs.27.50 Lacs commencing from June, 2012
Term loan outstanding Rs.2.50 Crores	Repayable in 20 equal quarterly instalments of Rs.25 lacs commencing from September, 2013
Term loan outstanding Rs.8.25 Crores	Repayable in 24 equal quarterly instalments of Rs.46.88 lacs commencing from January, 2016.
Above loans are secured by way of mortgage/charge created on Fixed Assets of the Company's plant at Bawal, District - Rewari, Haryana.	
Term loan outstanding Rs.8.04 Crores secured by way of mortgage / charge created Plant and Machinery acquired out of the sanctioned Term Loan for Waghodia, District- Vadodara, Gujarat.	Repayable in 20 equal quarterly instalments of Rs.78.75 Lacs commencing from September, 2013.
Term loan outstanding Rs.9.22 Crores secured by way of mortgage / charge created Plant and Machinery acquired out of the sanctioned Term Loan for Waghodia, District- Vadodara, Gujarat.	Repayable in initial two quarterly instalments of Rs. 25 Lacs and remaining 22 quarterly instalment of Rs.66.00 Lacs commencing from December, 2013.
Term loan outstanding Rs.10.09 Crores secured by way of mortgage / charge created Plant and Machinery acquired out of the sanctioned Term Loan for Waghodia, District- Vadodara, Gujarat.	Repayable in 24 equal quarterly instalments of Rs.41.66 lacs commencing from January, 2016.
Term loan outstanding Rs.21.77 Crores secured by way of charge created on fixed assets funded out of term loan pertaining to the Company's plant at Dharuhera, District - Rewari, Haryana.	Repayable in 24 equal quarterly instalments of Rs.114.58 Lacs commencing from December, 2014.

D The Company has amounts due to Micro, Small and Medium Enterprises under Micro, Small and Medium Enterprises Development Act, 2006 as at 31st March, 2016 as identified to the extent of information available as per following details

	As at March 31, 2016	As at March 31, 2015
The Principal amount and interest due thereon remaining unpaid		
- Principal Amount	13,010,626	13,909,030
- Interest	145,218	364,235
Amount of Interest paid by Company along-with the amounts of payments made beyond the appointed day for the year ended on 31 st March,2015	-	-
Amount of interest due and payable for the period of delay in making payment beyond appointed day during the year	145,218	364,235
Amount of further interest remaining due and payable for earlier year	3,895,706	3,531,471

E Disclosure pursuant to Accounting Standard - 15 (Revised) 'Employee Benefits'

i Defined Contribution Plans

Contributions to defined contribution plan are recognised as expenses when contributions become due. Amounts recognised for the year are as under.

	2015-16	(Amount in Rs.) 2014-15
Employer's contribution to Provident and other Funds	30,798,653	28,140,573
Employer's contribution to Superannuation Fund	6,044,223	7,056,826



NOTES TO AND FORMING PART OF STATEMENT OF PROFIT AND LOSS FOR THE YEAR ENDED MARCH 31, 2016

ii Defined Benefit Plans

The employees' gratuity fund scheme managed by a Trust is a defined benefit plan. Relevant details are as under:

	(Amount in Rs.)	
	2015-16	2014-15
	Gratuity (Funded)	Gratuity (Funded)
I Change in benefit obligation		
Opening benefit obligation	78,534,935	59,506,021
Service cost for the year	8,891,890	6,978,013
Interest cost for the year	5,220,406	4,597,433
Actuarial losses / (gains) on curtailments	(1,673,244)	9,815,209
Benefits paid	(4,126,184)	(2,361,741)
Closing defined benefit obligation	86,847,803	78,534,935
II Fair Value of Plan Assets		
Opening fair value of plan assets	43,899,401	36,641,905
Expected Return on Plan Assets	3,221,412	3,023,877
Contribution by employer	7,764,287	6,895,281
Benefits paid	(3,562,930)	(2,361,741)
Actuarial (loss) / gain on plan assets	622,162	258,720
Expenses deducted from the fund	(628,384)	(558,641)
Closing balance of fair value of plan assets	51,315,948	43,899,401
III Actual Return on Plan Assets		
Actual return on plan assets	3,843,574	3,282,597
Expected return on plan assets	3,221,412	3,023,877
Actuarial gain / (loss) on plan assets	622,162	258,720
IV Amount Recognised in the Balance Sheet		
Present value of defined benefit obligation	86,847,802	78,534,934
Plan assets at the end of the period at fair value	51,315,948	43,899,401
Liability recognised in the balance sheet	35,531,854	34,635,533
V Amount Recognised in Statement of Profit and Loss		
Current service cost	8,891,890	6,978,013
Interest on obligation	5,220,406	4,597,433
Expected return on plan assets	(3,221,412)	(3,023,877)
Net actuarial loss / (gain) recognised in the year	(2,577,033)	9,550,990
Expenses deducted from the fund	628,384	558,641
Total included in 'employee benefit expense'	8,942,235	18,661,200
VI Investment Details (% invested)		
Policy of insurance	100%	100%
VII Actuarial Assumptions		
Discount rate current	7.80%	7.80%
Rate of return on plan assets current	7.80%	8.75%
Proportion of employees opting for early retirement	-	-
Annual increase in salary costs	7.50%	7.50%

NOTES TO AND FORMING PART OF STATEMENT OF PROFIT AND LOSS FOR THE YEAR ENDED MARCH 31, 2016

Note No	Particulars	As at March 31, 2016	As at March 31, 2015
F	The details of provision for warranty claims as under		
	Provision at beginning of the year	5,622,993	5,670,280
	Provision made during the year	3,724,304	4,014,884
	Amount utilised during the year	1,938,022	4,062,170
	Provision at end of the year	7,409,275	5,622,993
G	Details of Contingent Liabilities		
I	Unexpired Bank Guarantee (Net of Margin Money)	2,378,000	3,308,000
II	Unexpired Letter of Credit (Net of Margin Money)	-	1,608,285
III	Estimated amount of Contracts remaining to be executed on Capital Account and not provided for (Net of Advances)	11,801,181	50,965,144
IV	Estimated amount on account of pending cases under the Labour Laws	17,206,252	5,496,489
V	Income Tax Matters in dispute	5,157,567	4,764,957
VI	Sales Tax Matters in dispute	3,188,704	3,188,704
VII	Excise Matters	23,656,013	23,696,013
H	Payment to the Auditors		
	As Auditors	1,200,000	1,050,000
	For Taxation Matters	250,000	250,000
	For Other Services	150,000	150,000
	Total	1,600,000	1,450,000
I	Value of Imports Calculated on C.I.F basis by the Company during the financial year in respect of		
	Raw Materials	12,995,038	37,706,676
	Stores and Spare Parts	1,962,385	98,960
	Capital Goods	-	7,052,015
	Total	14,957,423	44,857,651
J	Expenditure in Foreign Currency during the Financial Year on Account of		
	Professional and consultation fees	818,062	-
	Interest	-	5,685,965
	Bank Charges	39,144	43,991
	Foreign Travelling	250,803	1,237,072
	Business Promotion	-	2,695,168
	Total	1,108,009	9,662,196
K	Break up of Consumption		
I	Raw Materials;		
	Total Consumption		
	Imported		
	Value	12,995,038	37,706,676
	% of total	0.19%	0.56%
	Indigenous		
	Value	6,724,328,717	6,733,492,333
	% of total	99.81%	99.44%
II	Stores and Spare Parts		
	Imported		
	Value	1,962,385	98,960
	% of total	0.64%	0.03%
	Indigenous		
	Value	305,110,998	323,711,020
	% of total	99.36%	99.97%

**NOTES TO AND FORMING PART OF STATEMENT OF PROFIT AND LOSS FOR THE YEAR ENDED MARCH 31, 2016**

Note No	Particulars	As at March 31, 2016	As at March 31, 2015
L	Earning in Foreign Exchange		
I	Export of Goods on FOB basis	71,227,268	133,759,478
	Total	71,227,268	133,759,478

M The Company has taken premises under operating lease. These lease agreements are normally for a period of less than one year. These are generally not “non-cancellable” and are renewable by mutually agreed terms. Rental expenses towards cancellable operating leases charged to profit and loss account amounts to Rs.1,31,70,514/- (previous year Rs.1,28,82,696/-)

N Segment Reporting

As the Company’s business activity falls within a single primary business segment viz. Automobile Parts and single geographical segment, the disclosure requirements of Accounting Standard (AS-17) “Segment Reporting”, issued by the Institute of Chartered Accountants of India are not applicable.

O Related Party Disclosure**a) Key Management Personnel**

Mr. Sudhir Kumar Munjal	Chairman and Managing Director
Mrs. Anju Munjal	Whole Time Director
Mr. Anuj Munjal	Whole Time Director

b) Enterprise which has ability to control the Company

Thakurdevi Investments Pvt. Ltd.	Holding Company
----------------------------------	-----------------

c) Transactions with the related parties during the year :**Nature of Transactions**

	For the year ended March 31, 2016	For the year ended March 31, 2015
a) Key Managerial Personnel		
Remuneration	42,755,538	54,475,471
Balance Outstanding at the end of the year		
- Payables (Other than Commission)	3,058,400	339,580
b) Enterprises which are able to exercise control over the Company		
Dividend Paid	145,872,577	93,508,063
P Details of expenditure incurred on “Corporate Social Responsibilities Activities”		
a) Gross Amount required to be spent by the company during the year	9,361,460	9,293,916
b) Amount spent during the year;		
Contribution to Prime Minister’s National Relief Fund & Registered Trusts	6,101,000	3,799,239

Q Figures of the previous year have been regrouped and / or recast, wherever considered necessary to conform to the grouping of the current year.

As per our report attached
For Vakil Jain & Hindocha
Chartered Accountants
Firm Registration No. 112894W

S. K. Sharma
CFO

Surendra Modiani
Partner
Membership No. 47966

Rakesh Johari
Company Secretary

For and on behalf of the Board

Sudhir Kumar Munjal	Chairman & Managing Director
Anju Munjal	Whole Time Director
Anuj Munjal	Whole Time Director
Vikram Shah	Director

Gurgaon
Date : 30th May, 2016

Gurgaon
Date : 30th May, 2016

CORPORATE GOVERNANCE

Corporate Governance is the the embodiment of values/practices such as application of best management policies, continued compliances of applicable law/regulations and consistently adhering to highest ethical standards while pursuing to achieve the Company's objectives of enhancing shareholder's value and its image.

The Company remains resolute in its commitment to conduct business in accordance with the highest ethical standards and sound corporate governance practices and to that end, your Company is committed towards fair and transparent dealings in all spheres of its operations including inter alia being sensitive and mindful of issues concerning the environment and society at large. Over the years, Company's culture has evolved to be a responsible Corporate Citizen of India.

A report on compliance with the Code of Corporate Governance as prescribed by the Securities and Exchange Board of India and incorporated in the SEBI (Listing Obligations and Disclosure Requirements) Regulations, 2015 ('LODR') is given below:

1. Board of Directors

The composition of the Board of your Company is in conformity with Regulation 17(1) of LODR. The Executive Chairman of the Company is a Promoter and the number of Non-Executive independent Directors is more than one-half of the total number of Directors. The Board reviews and approves strategy; oversees the actions and results of management to ensure that the long term objectives of enhancing stakeholders' value and other stakeholders' interest are met.

Chairman cum Managing Director and Whole Time Directors are the Executive Directors looking after the day-today management of your Company. The Chairman cum Managing Director and Two Whole Time Directors belong to the Company's promoter group. The remaining Non-Executive Directors comprising of six independent Directors possess requisite qualifications and experience in general corporate management, finance, banking and other allied fields which enable them to contribute effectively to the Company in their capacity as Directors.

Apart from reimbursement of expenses incurred in the discharge of their duties and the remuneration that these Directors would be entitled to under the Companies Act, 2013 ('the Act') as Non-Executive Directors, None of these Directors has any other material pecuniary relationships or transactions with the Company, its Promoters, its Directors, its Senior Management or its Subsidiaries and Associates which in their judgment would affect their independence. None of the Directors, other than those belonging to the promoter group of the Company are inter-se related to each other.

The Senior Management of the Company have made disclosures to the Board confirming that there are no material financial and/or commercial transactions between them and the Company which could have potential conflict of interest with the Company at large.

a. Composition of the Board

The Board comprises of nine Directors as on 31st March 2016. The names and categories of Directors, the number of Directorships and Committee positions held by them in other companies are given below. None of the Executive Directors is an independent Director in more than three listed companies and none of Non Executive is an independent Director in more than seven listed companies. None of the Directors on the Board is a Member of more than 10 Committees and Chairman of more than 5 Committees (as specified in Regulation 26(1) of LODR) across all the companies.

b. Board Procedure

A detailed Agenda folder containing items of business to be transacted at is sent to each Director in advance of the Board and to the Director concerned in advance of the committee meetings. To enable the Board to discharge its responsibilities effectively, the Chairman and Managing Director appraises the Board at every Meeting of the overall performance of the Company, followed by itemized presentations as when necessary. The Board also inter alia reviews strategy and business plans, annual operating and capital expenditure budgets, investment and exposure limits, compliance status of all laws applicable to the Company as well as steps taken by your Company to rectify instances of non-compliances if any, review of major legal issues, adoption of quarterly/half years/ annual results, significant labour issues, transactions pertaining to purchase/disposal of property(ies), major accounting provisions and major write backs/impairment etc., Minutes of meetings of the Audit and other Committees the Board contain information on recruitment and leaving of officers just below the Board level including the Company Secretary and Compliance officer.

c. Number of Board Meetings, Attendance of Directors at Meetings of the Board and at the Annual General Meeting

Five Board meetings were held on May 29, 2015, August 08, 2015, October 31, 2015, February 06, 2016 & March 11, 2016 in due compliance with the stipulated provisions. The attendance record of members of the Board is given below

Name of Director	Number of Board Meeting held during the year 2015-16		Attendance at last AGM held on August 22, 2015	No. of Outside Directorship held	No. of Committee Membership held*	Number of Committee Chairmanship held*
	Held	Attended				
Promoter						
Executive Directors						
Mr. Sudhir Kumar Munjal	5	5	Yes	None	1	None
Mrs. Anju Munjal	5	5	Yes	None	1	None
Mr. Anuj Munjal	5	5	Yes	None	None	None
Non-Executive and Independent Directors						
Mr. Vikram Shah	5	5	Yes	None	1	1
Mr. Naresh Kumar Chawla	5	4	No	None	1	1
Mr. Mahendra Sanghvi	5	3	Yes	2	4	None
Mr. Ramkisan Devidayal	5	4	No	3	4	2
Mr. Sudesh Kumar Duggal	5	5	Yes	None	None	None
Mr. Jal Ratanshaw Patel	5	5	Yes	5	2	4

* Includes only Audit Committee and Stakeholders' Relationship Committee.

d. Board Evaluation

In compliance with the Companies Act, 2013 and LODR, the Independent Directors have carried out a performance review of the Board as a whole on the following parameters and came to following conclusion:-

- The size and composition (Executive, Non-executive, Independent Directors and their background in terms of knowledge, skill & experience) of the Board is appropriate.
- The Board conducts itself in such a manner so as to protect and take care of interests of all shareholders.
- The Board is active in addressing matters of strategic concerns in its review.
- The Board makes well informed high quality decision on the basis of full information and insights.
- The Board is effective in establishing a corporate environment that would enable proficient and effective disclosure, fiscal accountability high ethical standards and compliance with applicable law and regulations.
- The Board meeting time is appropriately allocated between management presentation and Board discussion.
- The Board has a good understanding of the Company's key drivers of performance and associated risks, threats and opportunities.
- The Board devotes considerable amount time in developing the business strategy and annual business plan.
- The Board clearly defined the mandates of its various committees.
- The Board is effective in formulating and monitoring various financial and non-financial policies and plans.
- The Board is effective in developing a corporate governance structure that allows and encourages the Board to fulfill its responsibilities.
- The Board pays considerable attention to the quality of financial statement, reporting controls and allied matters.
- The Board gives effective advice for achieving Company's mission/vision.

e. Director seeking re-appointment

According to the Section 152 of Companies Act, 2013, one-third of the Executive Directors retire by rotation and, if eligible, offers himself/herself for re-election at the Annual General Meeting of shareholders. Accordingly, Mrs. Anju Munjal, Director will retire in the ensuing Annual General Meeting. Mrs. Anju Munjal, Director, being eligible, offers herself for re-appointment.

The Board has recommended the reappointment of Mrs. Anju Munjal as a retiring Director.

The detailed resume of Mrs. Anju Munjal is provided in the Notice to the Annual General Meeting.

f. Code of Conduct

The Company has formulated Code of Conduct for Board Members and Senior Management employees of the Company. Board members and Senior Management Personnel have confirmed their compliance with Code of Conduct for the year ended 31st March, 2016.

g. CEO/CFO Certification

In terms of Regulation 17(8) and Part -B of Schedule II of the LODR, CMD and the CFO of the Company have certified to the Board regarding the Financial Statements for the year ended 31st March, 2016.

2. Remuneration to Directors

a. Remuneration Policy

While deciding the remuneration of Executive Directors, Nomination and Remuneration Committee considers the performance of your Company, the current trends in the industry, the qualification of the appointees(s), their experience, past performance and other relevant factors. The Board/Committee regularly keeps track of the market trends in terms of compensation levels and practices in relevant industries. Staying abreast with such information is used to review remuneration policies.

b. Remuneration paid/payable to CMD/Executive Directors (Whole-time Directors) for the year ended 31st March, 2016

Following is the remuneration paid/payable to the Executive Directors during the year ended 31st March, 2016.

(Amount in Rs.)

Name of Directors	Fixed salary	Variable salary	Benefits, Perquisites and allowances	Commission	Sitting Fee & allowance	Total Compensation	Notice period (in days)
Mr. Sudhir Kumar Munjal	96,00,000	-	24,00,000	-	-	1,20,00,000	180
Mrs. Anju Munjal	84,00,000	-	36,00,000	-	-	1,20,00,000	180
Mr. Anuj Munjal	72,00,000	-	48,00,000	-	-	1,20,00,000	180
Mr. Vikram Shah	-	-	-	-	3,30,000	3,30,000	-
Mr. Naresh Kumar Chawla	-	-	-	-	2,60,000	2,60,000	-
Mr. Mahendra Sanghvi	-	-	-	-	1,90,000	1,90,000	-
Mr. Ramkisan Devidayal	-	-	-	-	2,40,000	2,40,000	-
Mr. Sudesh Kumar Duggal	-	-	-	-	1,80,000	1,80,000	-
Mr. Jal Ratanshaw Patel	-	-	-	-	1,80,000	1,80,000	-

3. Risk Management

Your Company has a well-defined risk management framework in place. Further, your Company has established procedures to periodically place before the Board, the risk assessment and minimization procedures being followed by the Company and steps taken by it to mitigate these risks.

4. Committees of the Board

a. Audit Committee

The Audit Committee of the Company is constituted in line with Regulation 18 of LODR read with section 177 of the Act.

This Committee comprises of Independent Directors viz. Mr. Vikram Shah, Mr. Naresh Kumar Chawla, Mr. Mahendra Sanghvi and Mr. Ramkisan Devidayal and Mr. Sudhir Kumar Munjal, Chairman and Managing Director. All the members of the committee possess strong accounting and financial management knowledge.

The Company's Audit Committee functions under the Chairmanship of Mr. Vikram Shah. Four Audit Committee meetings were held on May 29, 2015, August 08, 2015, October 31, 2015 & February 06, 2016 in due compliance with the stipulated provisions. The attendance record of members of the Audit Committee is given below

Name of Director	Position held in the Committee	No. of Meetings during the year 2015-16	
		Held	Attended
Mr. Vikram Shah	Chairman	4	4
Mr. Naresh Kumar Chawla	Member	4	3
Mr. Mahendra Sanghvi	Member	4	2
Mr. Ramkisan Devidayal	Member	4	4
Mr. Sudhir Kumar Munjal*	Member	1	1

* Mr. Sudhir Kumar Munjal was appointed as member of the Committee by Board of Directors in its meeting held on 31st October, 2015.

Mr. Vikram Shah, the Chairman of the Committee is a Chartered Accountant. The role and terms of reference of the committee covers the matters specified under Regulation 18 and Part C of Schedule - II of LODR read with Section 177 of the Act. Besides having access to all the required information from the Company, the committee can obtain external professional advice whenever required. The Committee acts as a link between the Statutory and the Internal Auditors and the Board of Directors of the Company. It is authorized to select and establish accounting policies, review reports of the Statutory and the Internal Auditors and meet with them to discuss their findings, suggestions and other related matters.

b. Nomination & Remuneration Committee

The role of the Nomination and Remuneration Committee is to review market practices and to decide on remuneration packages applicable to the Managing Director & meetings of Executive Directors of the Company.

One Remuneration Committee meetings was held on May 29, 2015 during the F.Y. 2015-16. The attendance record of the Committee is given below

Name of Director	Position held in the Committee	No. of Meetings during the year 2015-16	
		Held	Attended
Mr. Mahendra Sanghvi	Chairman	1	1
Mr. Naresh Kumar Chawla	Member	1	1
Mr. Vikram Shah	Member	1	1
Mr. Sudhir Kumar Munjal*	Member	-	-

* Mr. Sudhir Kumar Munjal was appointed as member of the Committee by the Board of Directors in its meeting held on 29th May, 2015.

Nomination & Remuneration Committee assists in discharging the Board's responsibilities relating to compensation of the Company's Executive Directors. The Committee has overall responsibility for approving and evaluating the Executive Director's compensation plans.

Nomination & Remuneration Committee reviews the compensation structure for the Executive Directors and recommend to the Board for revision, if any, in remuneration of Executive Directors from time to time based on certain performance parameters, growth in business as well as profitability and in line with the practices prevailing in the industry.

The annual compensation of the Executive Directors is approved by the Nomination & Remuneration Committee, within the parameters approved by the Board of the Company and confirmed by the shareholders of the Company. The compensation payable to Executive Directors and the method of calculation are disclosed separately in the financial statements.

The remuneration of the Executive Directors comprises of salary, commission, perquisites and allowances, contribution to provident fund & superannuation fund and gratuity. The Executive Directors are also entitled to leave and leave encashment as per the rules of the Company. The Non-Executive Directors are paid sitting fee for Board/Committee meetings and reimbursement of travelling and out of pocket expenses for attending such meetings.

The Company does not have any stock option scheme. None of the Directors hold any shares in the Company except Mr. Naresh Kumar Chawla who holds 250 shares & Mrs. Anju Munjal holds 311 shares respectively as on March 31, 2016.

c. Stakeholders' Relationship Committee

The Stakeholders Relationship Committee functions under the Chairmanship of Mr. Naresh Kumar Chawla. Four Stakeholders Relationship Committee meetings (Formerly known as Shareholder Grievance Committee) were held during the year May 29, 2015, August 08, 2015, October 31, 2015 & February 06, 2016. The attendance record of members of the Stakeholders Relationship Committee is given below:

Name of Director	Position held	No. of Meetings during the year 2015-16	
		Held	Attended
Mr. Naresh Kumar Chawla	Chairman	4	4
Mr. Vikram Shah	Member	4	3
Mr. Mahendra Sanghvi	Member	4	2
Mr. Ramkisan Devidayal	Member	4	4
Mr. Anuj Munjal*	Member	-	-

* Mr. Anuj Munjal was appointed as member of the Committee by Board of Directors in its meeting held on 08th February, 2016.

The committee meets as and when required, to inter alia deal with matters relating to transfer of shares and monitor redressal of complaints from shareholders relating to transfers, non-receipt of balance sheet, non-receipt of dividends declared, etc. with a view to expediting the process of share transfers, necessary authority has been delegated to approve the transfers of shares.

The Company confirms that there were no share transfers lying pending as on date which were received up to 31.03.2016 and all requests for dematerialization and re-materialization of shares as on that date were confirmed / rejected to the NSDL / CDSL system.

COMPLAINTS / REQUESTS RECEIVED AND REDRESSED DURING FY 2015-16

Nature of Complaint / Query	Received	Resolved	Pending
1. Inquiry pertaining to non receipt of shares sent for transfer	2	2	-
2. Non receipt of dividend	220	220	-
3. Dematerialization of shares/ Transmission of shares/ Name deletion	32	32	-
4. Letters received from SEBI / Stock Exchanges / other statutory bodies	2	1	1*
5. Loss of shares / Issue of duplicate certificates	7	7	-
6. Request for nominations	-	-	-
7. Exchange of New Share Certificate	-	-	-
8. Miscellaneous queries	51	51	-
9. Non Receipt of Annual Report	33	33	-

*Letter received from Stock Exchange as on 31st March, 2016.

d. Share Transfer Committee

In accordance with the LODR, the Board had delegated the powers of share transfers to the Share Transfer Committee.

The 'Share Transfer Committee' oversees the functioning of the secretarial department to render effective and satisfactory services to the investors. The meetings of Share Transfer Committee is held every fortnight. During the year, the Committee met 15 times to consider and approve the requests pertaining to the share transfers, transmission, dematerialization, rematerialisation, issue of duplicate share certificates etc. Details of the Share Transfer Committee members are given below:

Name of Director	Position held in the Committee
Mr. Vikram Shah	Chairman
Mr. Sudhir Kumar Munjal	Member

The Committee expresses satisfaction with the Company's performance in dealing with Investor's grievances and its share transfer system.

Name & designation of Compliance Officer

Mr. Rakesh Johari: Company Secretary

e. Corporate Social Responsibility (CSR) Committee

The Corporate Social Responsibility Committee, consists of 5 (Five) Directors namely, Mr. Vikram Shah as the Chairman and Mr. Naresh Kumar Chawla, Mr. Sudhir Kumar Munjal, Mrs. Anju Munjal and Mr. Anuj Munjal as members of the Committee

The Committee formulates and recommend to the Board, a Corporate Social Responsibility Policy and monitor and review the same and determine implementation process / execution of CSR policy.

Disclosures of contents of Corporate Social Responsibility as required under The Companies (Corporate Social Responsibility Policy) Rules, 2014 is attached as a separate annexure.

During the year under review, one meeting was held on 29.05.2015.

f. Independent Directors Meeting

During the year under review, the Independent Directors met on 18.04.2015 and 31.10.2015 inter alia, to discuss:

- Evaluation of the performance of Non-Independent Directors, the Board of Directors as a whole ;
- Evaluation of the performance of the Chairman and Managing Director of the Company;
- Evaluation of the quality, content and timelines of flow of information between the Management and the Board that is necessary for the Board to effectively and reasonably perform its duties.

The details of attendance of the Independent Directors are as follows:

Name of Committee Member	Position held	No. of Meetings held during tenure	No. of Meetings attended
Mr. Naresh Kumar Chawla	Chairman	2	2
Mr. Vikram Shah	Member	2	2
Mr. Mahendra Sanghvi	Member	2	1
Mr. Ramkisan Devidayal	Member	2	2
Mr. Sudesh Kumar Duggal	Member	2	2
Mr. Jal Ratanshaw Patel	Member	2	2

5. Disclosure

a. Disclosure of transactions with Related Parties

The Company follows the following policy in regard to disclosure of the related party transactions to the Audit Committee:

- a) A statement in the summary form of transactions with related parties in the ordinary course of business is placed periodically before the Audit Committee.
- b) There are no material individual transaction with related parties, which are not in the normal course of business and material individual transaction with related parties or others which are not on arm's length basis.

During the financial year 2015-16, there were no materially significant transactions entered into between the Company and its Promoter, Directors or the Management, Subsidiaries or relatives etc. that may have potential conflict with the interests of the Company at large.

b. Disclosure of Accounting Treatment in preparation of Financial Statements

Your Company follows the guidelines of Accounting Standards referred in Section 133 of the Act read with the Companies (Accounts) rules, 2014.

c. Code for Prevention of Insider Trading Practices

The Company has instituted a comprehensive Code of Conduct for Prevention of insider Trading for its designated employees, in compliance with Securities and Exchange Board of India (Prohibition of Insider Trading) Regulations, 2015, as amended from time to time. The code lays down Guidelines, which advises them on procedures to be followed and disclosures to be made, while dealing with shares of the Company and cautioning them of the consequences of violations.

d. Share holder Information

1. Annual General Meeting

Date	August 27, 2016
Day	Saturday
Time	3.00 PM
Venue	Registered Office of the Company: 187, GIDC Industrial Estate, Waghodia – 391 760, Dist. Vadodara

2. Dates of Book Closure

August 22, 2016 to August 27, 2016 (both days inclusive)

3. Financial Year of the Company

Financial reporting for the quarter ending	
Jun 30, 2016	On or before Aug 14, 2016
Sep 30, 2016	On or before Nov 14, 2016
Dec 31, 2016	On or before Feb 14, 2017
Mar 31, 2017	On or before May 30, 2017

4. Registered Office

187, GIDC Industrial Estate,
Waghodia 391 760. Dist: Vadodara,
Gujarat. India
Tel: +91 2668 262421-22, Fax: +91 2668 262427
Email: cs@munjalauto.com Website: www.munjalauto.com

5. Corporate Office

301, 3rd Floor, Galleria Tower, DLF Phase IV, Gurgaon- 122 002
Tel : (0124) 4057891/4057892

6. Listing of Equity Shares on Stock Exchange

Listing Fees:

Listing fees for the year 2016-17 has been paid to the Stock Exchanges, wherein the equity shares of the Company are listed (i.e. BSE & NSE) within stipulated time.

Listing on Stock Exchanges:

Equity shares of the Company are presently listed on following stock exchanges:

Name of Stock Exchange	Address
Bombay Stock Exchange Limited (BSE)	25 th floor, Sir PJ Towers, Dalal Street, Mumbai – 400023.
National Stock Exchange of India Limited (NSE)	'Exchange Plaza', Bandra-Kurla Complex, Bandra (E), Mumbai – 400051

7. Stock Code

The Bombay Stock Exchange Limited (BSE)	520059
National Stock Exchange of India Limited (NSE)	MUNJALAU
International Securities Identification Number (ISIN) for NSDL & CDSL	INE 672B01032

8. Stock Performance

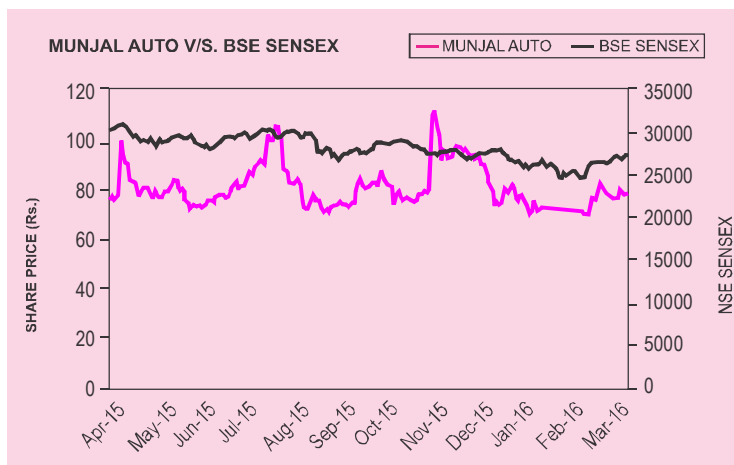
Monthly high and low stock quotations during the financial year 2015-16 on the Bombay Stock Exchange Limited (BSE) and National Stock Exchange of India Limited (NSE) are given below:



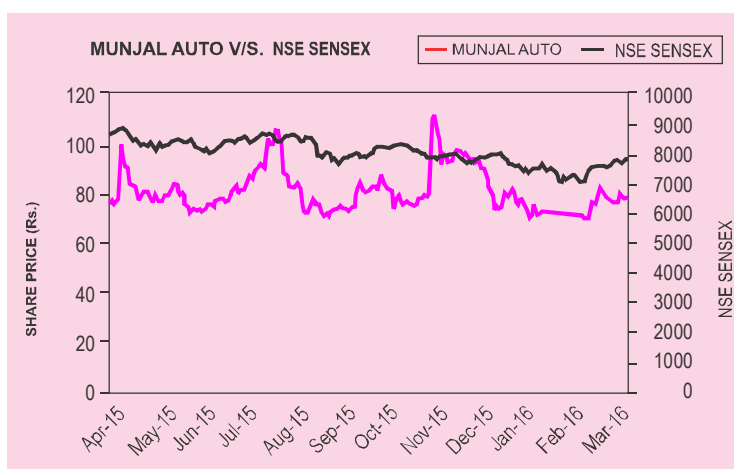
SHARE PRICE DATA (NSE & BSE)

Month	Bombay Stock Exchange (BSE)			National Stock Exchange (NSE)		
	High (Rs.)	Low (Rs.)	Volume (Nos.)	High (Rs.)	Low (Rs.)	Volume (Nos.)
April 2015	99.50	72.10	11,30,297	99.70	71.90	41,48,025
May 2015	87.00	73.10	1,73,433	83.00	72.70	6,30,576
June 2015	77.40	68.60	1,26,625	76.90	68.00	4,84,206
July 2015	102.80	73.75	11,65,039	102.95	73.50	36,54,289
August 2015	106.35	67.50	8,04,010	106.50	67.50	26,94,977
September 2015	84.00	67.00	2,43,581	80.85	67.05	9,33,873
October 2015	87.90	71.50	4,71,985	87.85	71.25	17,79,992
November 2015	79.20	69.35	3,70,455	79.35	69.05	16,27,954
December 2015	113.90	86.70	39,14,051	13.80	87.15	1,51,76,375
January 2016	92.90	68.25	2,89,889	92.90	67.95	12,50,987
February 2016	81.50	62.20	2,12,467	81.00	61.80	9,36,375
March 2016	81.65	67.35	4,55,465	81.70	65.75	20,28,681

COMPANY'S SHARE PRICE MOVEMENT VIS A VIS BSE SENSEX



COMPANY'S SHARE PRICE MOVEMENT VIS A VIS NSE SENSEX



9. Registrar and Transfer Agent

MCS Share Transfer Agent Limited

Contact Person: Mr. S. M. Gandhi

10, Aram Apartment, 12, Sampatrao Colony, B/h Laxmi Hall, Alkapuri, Vadodara – 390 007 (Gujarat)

Tel.: +91 265 2339397 / 2350490, Fax: +91 265 2341639

E-mail: mcsldbardoda@yahoo.com; mcsvadodara@rediffmail.com

10. Share Transfer System

The Share Transfer Committee meets every fortnight to consider the requests for shares sent for physical transfer / transmission etc. The transfer / transmission of shares are generally effected within 15 days of receipt of the requests, if documents are clear in all respects. Shares under objection are returned generally within a week's time.

The total number of shares transferred/transmitted in physical form during the year 2015-16 were 12,750 shares.

11. Distribution of Shareholding as on 31st March, 2016

Distribution of Shareholding by number of shares held and Shareholding Pattern in percentage pursuant to Regulation 31(1)(b) SEBI (Listing Obligations and Disclosure Requirements) Regulations, 2015 as on March 31, 2016 are given below:

No. of Equity Shares held	No. of Shareholders	%	No. of Shares	%
Up to 500	16,490	81.74	28,79,177	5.76
501 – 1000	1,607	7.97	13,53,622	2.71
1001 – 2000	1063	5.27	15,65,731	3.13
2001 – 3000	469	2.32	11,86,408	2.37
3001 – 4000	125	0.62	4,46,336	0.89
4001 – 5000	137	0.68	6,59,639	1.32
5001 – 10000	163	0.81	11,79,783	2.36
10001 – 50000	103	0.51	20,03,852	4.01
50001 – 100000	11	0.05	7,98,573	1.60
100001 & above	5	0.02	3,79,26,879	75.85
Total	20,173	100.00	5,00,00,000	100.00

Shareholding Pattern as on 31st March, 2016

Category	Holders (No.)	No. of Equity Shares held	Percentage of holding
PROMOTER HOLDING			
Indian promoters	1	3,74,03,225	74.81
Total of promoter holding	1	3,74,03,225	74.81
NON PROMOTER HOLDING			
Institutional investors			
- Mutual funds	5	23,531	0.05
- Banks, financial institutions, insurance companies	8	39,690	0.08
Others			
- Private Corporate bodies	512	13,23,529	2.64
- Indian public	19,433	109,79,744	21.96
- NRIs / OCBs	214	2,30,281	0.46
- Co-op. Banks, Co-op. Societies, Trust	-	-	-
- Shares in transit	-	-	-
Total of non promoter holding	20,172	1,25,96,775	25.19
Grand total	20,173	5,00,00,000	100.00

12. Dematerialization of Shares

Equity shares of the Company, which are under compulsory dematerialisation list, are available for trading under National Securities Depository Limited (NSDL) and Central Depository Services (India) Limited (CDSL). As on March 31, 2016, a total of 4,86,32,705 equity shares of the Company, forming 97.27% of the total paid up equity share capital, stands dematerialised. All requests for dematerialisation of shares are processed within the stipulated time.

13. Outstanding GDRs/ADRs/Warrant or any Convertible Instruments, Conversion date and likely impact on equity

Not applicable

14. Plant Locations

Regd. Office & Unit I	Unit II	Unit III	Unit IV
187, GIDC Industrial Estate, Waghodia – 391 760 Dist. Vadodara, Gujarat. India Tel: +91 2668 262421-22 Fax: +91 2668 262427	Plot No.37, Sector 5 Phase II, Growth Centre Bawal – 123 501 Dist. Rewari, State : Haryana Tel: (01284) 264434-36	Plot No.11, Industrial Park -2 Village : Salempur, Mehdood Haridwar – 249 402 Dist. Haridwar, Uttarakhand Tel:(01334)235530/ 645256-57	Plot No.32A, Industrial Area, Phase II, Dharuhera, Dist. Haryana-122106 Tel:(01274)243010/11/ 12/13/14

16. Address for Correspondence

For queries relating to

Shares and Dividend

Mr. Rakesh Johari
Company Secretary
Munjal Auto Industries Limited,
187, GIDC Industrial Estate,
Waghodia 391 760. Dist. Vadodara (Gujarat)
Tel: +91 2668 262421-22
Fax: +91 2668 262427
E-mail: cs@munjalauto.com

Financial Statements

Mr. S.K. Sharma
CFO
Munjal Auto Industries Limited
301, 3rd Floor, Galleria Tower, DLF Phase IV,
Gurgaon- 122 002
Tel : (0124) 4057891/4057892
Fax: (0124) 4369506
E-mail: sksharma@munjalauto.com

6. Other Disclosures

a. Details of Annual General Meetings and Special Resolutions passed

Financial year (ended)	Date	Time	Venue	Special Resolution passed
Mar 31, 2013	August 10, 2013	3.30 p.m.	187, GIDC Industrial Estate, Waghodia 391 760, Dist. Vadodara, Gujarat. India	Special resolutions were passed for revision of remuneration payable to Mr. Sudhir Kumar Munjal, Managing Director, Mrs. Anju Munjal and Mr. Anuj Munjal, Whole Time Directors of the Company. Special resolution was passed for reappointment of Shri Sudhir Kumar Munjal, MD for further period of 5 years w.e.f. 29.10.2013.
Mar 31, 2014	August 08, 2014	3.30 p.m.	- do -	Special resolutions were passed for (1) Revision of remuneration payable to Mr. Sudhir Kumar Munjal, Managing Director, Mrs. Anju Munjal, and Mr. Anuj Munjal, Whole time Directors of the Company. (2) Reappointment of Mrs. Anju Munjal, WTD for further period of 5 years w.e.f. 29.09.2014. (3) For appointment of All Independent Directors for tenure of 5 years.

				(4) For borrowing upto Rs.200 Crore under Section 180(1)(c) of the Companies Act, 2013.
Mar 31, 2015	August 22, 2015	3.00 p.m.	- do -	Special resolutions were passed for revision of remuneration payable to Mr. Sudhir Kumar Munjal, Chairman & Managing Director, Mrs. Anju Munjal and Mr. Anuj Munjal, Whole time Directors of the Company.

b. Postal Ballot

No Postal Ballot was conducted during the year under review.

c. Details of non compliance etc.

There has neither been any non-compliance of any legal provision of applicable law, nor any penalty, stricture imposed by the Stock Exchanges or SEBI or any other authorities, on any matter related to capital market during the last three years.

d. Means of Communication

The Company has regularly sent, both by post as well as by fax, E Mail and online platform of Stock Exchanges (within 15 minutes of closure of the Board Meeting) the Annual Audited as well as quarterly un-audited results to both the Stock Exchanges, BSE & NSE, after they are approved by the Board of Directors.

Quarterly, half-yearly and annual results are published in prominent daily newspaper such as the Economic Times & Business Standard. The Company also informs Stock Exchanges in a prompt manner, all price sensitive information or such other matters, which in its opinion are material & relevant for the shareholders, and subsequently issues a press release on the said matters.

The Company's website www.munjalauto.com contains information on the Company and its performance. Presentations to analysts, as and when made, are immediately put on the website for the benefit of the shareholders and the public at large.

e. Compliance with Mandatory requirements

The Company is fully compliant with the applicable mandatory regulations of SEBI (Listing Obligations and Disclosure Requirements) Regulations, 2015.

f. Whistle Blower Policy

The Company has implemented a Vigil Mechanism (whistle Blower policy) and is posted on the Company's website i.e. www.munjalauto.com.



28th May, 2016

To,
The Members,
MUNJAL AUTO INDUSTRIES LIMITED
187, GIDC Estate, Waghodia
Dist. Vadodara, Gujarat-391760

Ref: Draft Secretarial Audit Report dated 28th May, 2016 pursuant to Section 204(1) of the Companies Act, 2013 read with Rule 9 of the Companies (Appointment and Remuneration of Managerial Personnel) Rules, 2014.

1. Maintenance of secretarial records is the responsibility of management of the Company. Our responsibility is to express an opinion on these secretarial records based on our audit.
2. We have followed the audit practices and the processes as were appropriate to obtain reasonable assurance about the correctness of the contents of the secretarial records. The verification was done on the test basis to ensure that correct facts are reflected in secretarial records. We believe that the processes and the practices we followed provided reasonable basis for our opinion.
3. We have not verified the correctness and appropriateness of financial records and books of Accounts of the Company and have relied upon the reports of designated professionals including Statutory Auditors for the purpose.
4. Wherever required, we have obtained the Management representation about the compliance of laws, rules, regulations and happenings of events etc.
5. The compliance of the provisions of corporate and other applicable laws, rules, regulations, standards, is the responsibility of management. Our examination was limited to the verification of procedures on test basis.
6. Draft Secretarial Audit Report is neither an assurance as to the future viability of the Company nor of the efficacy or effectiveness with which the management has conducted the affairs of the Company.

For Devesh Vimal & Co.
Practising Company Secretaries

CS Devesh A. Pathak
Partner

FCS No. 4559
CP No.: 2306

CEO & CFO CERTIFICATE

We hereby certify to the Board that:

- (a) We have reviewed Financial Statements and the Cash Flow Statement for the year ended 31st March, 2016, and that to the best of our knowledge and belief:
 - (i) these statements do not contain any materially untrue statement or omit any material fact or contain statements that might be misleading;
 - (ii) These statements together present a true and fair view of the Company's affairs and are in compliance with existing Accounting Standards, applicable laws and regulations.
- (b) There are, to the best of our knowledge and belief, no transactions entered into by the Company during the year which are fraudulent, illegal or violative of the Company's Code of Conduct.
- (c) We are responsible for establishing and maintaining Internal Controls for financial reporting and that we have evaluated the effectiveness of Internal Control Systems of the Company pertaining to financial reporting. We have disclosed to the Auditors and the Audit Committee, deficiencies in the design or operation of such Internal Controls, if any, of which we are aware and the steps we have taken or propose to take to rectify these deficiencies.
- (d) We have indicated to the Auditors and the Audit committee:
 - (i) Significant changes in Internal Control over financial reporting during the year;
 - (ii) Significant changes in accounting policies during the year and that the same have been disclosed in the notes to the financial statements; and
 - (iii) Instances of significant fraud of which we have become aware and the involvement therein, if any, of the management or an employee having a significant role in the Company's Internal Control System over financial reporting.

Date : May 30, 2016
Place : Gurgaon

S K Sharma
CFO

Sudhir Kumar Munjal
Chairman & Managing Director
DIN : 00084080



AUDITORS' CERTIFICATE ON COMPLIANCE WITH THE CONDITIONS OF CORPORATE GOVERNANCE UNDER CLAUSE 49 OF THE LISTING AGREEMENT AND REGULATION 15(2) OF SEBI (LODR) ('THE LISTING REGULATIONS')

TO
THE MEMBERS
MUNJAL AUTO INDUSTRIES LIMITED

We have examined the compliance of conditions of Corporate Governance by Munjal Auto Industries Limited ("the Company"), for the year ended 31st March 2016, as stipulated in Clause 49 of the Listing Agreement ("the Listing Agreement") of the Company with the stock exchanges and as per the relevant provisions of Securities and Exchange Board of India (Listing Obligations and Disclosure Requirements) Regulations, 2015 ('the Listing Regulations') for the period as applicable as referred to in Regulation 15(2) of the Listing Regulations for the financial year ended 31st March 2016.

The compliance of conditions of Corporate Governance is the responsibility of the Management. Our examination was limited to procedures and implementation thereof, adopted by the Company for ensuring the compliance of the conditions of Corporate Governance. It is neither an audit nor an expression of opinion on the financial statements of the Company.

In our opinion and to the best of our information and according to the explanations given to us, we certify that the Company has complied with the conditions of Corporate Governance as stipulated in the aforesaid Listing Agreement/Listing Regulations, as applicable.

We further state that such compliance is neither an assurance as to the future validity of the Company nor the efficiency or effectiveness with which the management has conducted the affairs of the Company.

For VAKIL JAIN & HINDOCHA
Chartered Accountants
Firm Registration No.112894W

Sd/-

SURENDRA MODIANI
PARTNER
Membership No.047966

Place : Vadodara
Date : May 30, 2016



Registered Office: 187, GIDC Industrial Estate,
Waghodia 391 760,
Dist. Vadodara, (Gujarat)
Tel. Nos. (+91 02668) 262421-26
Fax No. (+91 02668) 262427