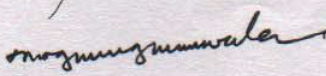


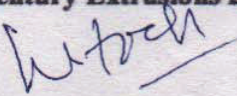



FORM A

1	Name of Company	CENTURY EXTRUSIONS LTD.
2	Annual Financial Statements for the year ended	31st March 2014
3	Type of Audit Observation	Unqualified
4	Frequency of Observation	Not Applicable
5	To be signed by-	
	• Director	For Century Extrusions Ltd.  M.P. Jhunjunwala Chairman & Managing Director
	• Manager (Finance & Accounts)	For Century Extrusions Ltd.  Sachin Gupta Manager (Finance & Accounts)
	• Auditor of the Company	For ALPS & Co. Chartered Accountants Firm's ICAI Regn. No. 313132E  (C.A. A.K. Khetawat) Partner Membership No.052751
	• Audit Committee Chairman	For Century Extrusions Ltd.  M.G. Todi Director





CENTURY EXTRUSIONS LIMITED

BOARD OF DIRECTORS

M G Todi
V K Mushran
R K Sharma
A K Hazra
Vikram Jhunjhunwala
M P Jhunjhunwala-Chairman & Managing Director

DEPUTY GENERAL MANAGER (FINANCE) AND ACCOUNTS

Rajiv Agarwal

COMPANY SECRETARY

Sumana Raychaudhuri

AUDITORS

A L P S & CO.
Chartered Accountants
310, Todi Chambers
2, Lalbazar Street
Kolkata-700001

COST AUDITORS

N Radhakrishnan & Co.
Cost Accountants
11A, Dover Lane
Kolkata-700029

REGISTRAR & SHARE TRANSFER AGENTS

C B Management Services Pvt. Ltd.
P-22, Bondel Road, Kolkata-700019

BANKERS

State Bank of India
Axis Bank Limited
ICICI Bank Limited

REGISTERED OFFICE

113, Park Street, 'N' Block
2ND Floor, Kolkata-700016

WORKS

WBIIIDC Industrial Growth Centre
Plot No. 7A, Sector-B
P.O. Rakhajungle, Pin-721301
Nimpura, Kharagpur
Dist. West Midnapore (WB)



INDEX

	Page No.
1. Notice	3-4
2. Directors' Report and Management Discussion Analysis	5-13
3. Report on Corporate Governance	14-20
4. Corporate Governance Certificate	21
5. Certificate from Managing Director and DGM (F & A)	21
6. Independent Auditors' Report	22-25
7. Balance Sheet	26
8. Profit & Loss Account	27
9. Cash Flow Statement	28
10. Notes	29-48

Dear Members,

We are pleased to present the 26th Annual Report of the Company for the year 2013 - 2014.

Growth of the Indian economy

Growth of the world economy has weakened significantly during 2012 and was expected to remain subdued in the coming two years. According to the United Nations Department of Economic and Social Affairs, the global economy was expected to grow at 2.4 per cent in 2013 and 3.2 per cent in 2014, a significant downgrade from the United Nation's forecast of half a year ago. This growth pace was not enough to overcome the continued jobs crisis faced by many countries. With existing policies and growth trends, it would take at least another five years for Europe and the United States to make up for the job losses caused by the Great Recession of 2008-2009.

The economies of the developed countries still face strong headwinds in their struggle to return to sustained growth and consequently the growth outlook for 2013 and 2014 was very weak, whereas on an average, developing countries – and also the least developed countries – have grown at a much faster pace than both developed economies and economies in transition.

India's economic growth rate hit a new decade's low at 4.5% in the financial year 2012-13 — a much slower pace than the 5% estimated earlier—owing largely to a sharper-than-projected slowdown in construction and mining, as well as an upward revision of growth data for the previous fiscal year. India's economy is caught up in its sharpest downturn for a decade. Soaring borrowing costs and delays in securing mandatory government approvals have stalled corporate investments and crimped cash flows, while high inflation and slower hiring have shaken consumer confidence and forced households to resort to cost cutting. Asia's third-largest economy has been weighed down by various factors, such as high inflation, a weak currency and a slump in foreign investment.

The Indian economy was expected to grow by 4.9 per cent in the financial year ending March 31, 2014, at a faster pace than the previous year, mainly on an improved level of performance particularly in the agricultural and allied sectors. For 2013-14, the projected growth rate was 4.6 per cent in agriculture and allied sectors, up from 1.4 per cent a year earlier. Manufacturing, however, was estimated to register a contraction of 0.2 per cent in 2013-14 compared with growth of 1.1 per cent in 2012-2013. Slowing growth, coupled with a recovery in developed markets, such as the US, has made India a less attractive option for foreign investors.

According to CRISIL, India's growth rate in the current fiscal is expected to slide to 4.8 per cent and the prospects for 2014-15, which currently appear to be bright, hinge on the stability of the new government. "We believe growth will print at 6 per cent for 2014-15, up from our 4.8 per cent estimate for 2013-14," CRISIL said, adding that a normal monsoon would cushion growth and help in taming inflation. Normal monsoons, reforms and global recovery would aid the growth process, it said, but cautioned that growth could weigh in below 5 per cent yet again if the above assumptions do not play out.

The Scenario of the Aluminum Extrusion Industry

Aluminium is one of the most versatile and essential materials for the global economy. The commodity's extensive properties, including strength, conductivity, recyclability, and lightweight make it the world's second most sought after and used metal after steel.

Aluminium is consumed in almost every industry; however, out of all industries, the construction and automotive industries are the largest consumers, accounting for over half of the total aluminium consumption. It is expected that the construction and automotive industry will remain the largest aluminium consuming sectors in the coming five years.

The packaging industry, which was the third largest industry after construction and transport sectors for aluminium consumption in 2011, is expected to display the highest growth rate in the next five years.

Unlike other metals, the aluminium industry has been likewise affected by both market and non-market forces for almost two decades. Currently, the aluminium market is experiencing considerable influences of poor global economic development, which is basically affecting the prices and demand for aluminium from its end-use sectors. The continuing global economic crisis has not set a favourable condition for the aluminium market in the short term. Progressing forward, as the global economic condition improves; the aluminium market performance will also show signs of betterment.

Looking over the supply-side, the market is shifting towards the Middle East due to the availability of cheap energy in the region, while aluminium producers in Western Europe and Northern America are continuously mothballing or permanently removing their production capacities to reduce losses. Moreover, the rising aluminium production capacity in China is a major concern for aluminium producers around the world.



The Indian Aluminium industry is forging ahead with rapid expansion in both primary metal and downstream sectors. With the continuing trend of economic growth, the demand and consumption of Aluminium is expected to increase rapidly. Higher consumption levels in building & infrastructure, automotive packaging, power, consumer durables and other industrial sectors will contribute towards increase in Consumption. Aluminium demand in India is anticipated to grow more than 5 times by 2030.

The Indian aluminum industry holds strong growth prospects for the medium and long term, as aluminum capitalizes on new opportunities in building & infrastructure, automotive packaging, other industrial & engineering sectors.

FINANCIAL PERFORMANCE

The Company realized a sales turnover of Rs.21300 lacs as against Rs.19944 lacs in the previous financial year recording an increase of about 6.8%. The Power

Transmission & Distribution Hardware (Power T & D Hardware) division registered a sale of Rs.347 lacs as against Rs.239 lacs in the previous year. The balance of the turnover was contributed by Company's principal business i.e. by Aluminium Extrusions Division.

The Loss after Tax (LAT) for the year is Rs.104 lacs as against Rs.2 lacs for the previous financial year 2012-13 reflecting decline in financial performance due to:

- Significant increase in Electricity tariff and fuel cost.
- Significant increase in Finance Cost due to hardening of interest rates in India.
- Apparent slowdown in general economic activity.

Cost control being the basis of its operations and to raise its output of value-added products, the Company is always committed to alleviate costs in all spheres of its operations basically to retain higher returns. The Company continually invests in upgradation of Technology for cost reduction & improved performance.

	(Rs.in lacs, except per share data)	
Year ended March 31	2014	2013
Sales	21300	19944
Profit before Interest, Depreciation and impairment of Assets	869	1194
Interest	682	713
Profit before Depreciation and Impairment of Assets	187	421
Depreciation and Impairment of Assets	441	442
Net Profit	(254)	(21)
Provision of Taxation	(150)	(19)
Profit after Tax	(104)	(2)
Profit brought forward	1751	1753
Balance carried to Balance Sheet	1647	1751

DIVIDEND

Due to absence of distributable profits during the year under review the Board of Directors do not recommend a dividend payout.

PRODUCTION

The Aluminium Extrusions production for the year was **10833 MT** as against 10086 MT in previous financial year showing a growth of 7.4 %.

The Power T & D Hardware achieved production of Rs.347 Lacs during the year as against Rs.239 Lacs during the previous year. The industry has a longer gestation period

of roughly 4 to 6 years primarily because the prospective customers, mainly the State Power Distribution Companies require prior supply experience before they allow fresh participants in their tenders. The Company has already completed five financial years of operation in the Power T & D Hardware business and expects this division to contribute higher turnover and profitability from 2014-15 onwards.

COMPANY OVERVIEW AND GROWTH STRATEGY

Customer-centric approach and customer focused service have been our continued endeavour for business development. The customer demand in the infrastructure

area, under the wings of which one can put everything from the real estate to power plants, is healthy in the medium to long term business planning.

Success Drivers

Our Legacy: With an experience spanning a rich 23 years, our Company enjoys a number of first mover advantages comprising a comprehensive understanding of the aluminium and aluminium extrusions market, reputed brand and a strong customer base.

Integration: We possess in-house facilities for –

- Melting, casting and homogenization of billets;
- Extrusions manufacturing with three press lines;
- Die manufacturing,;
- Manufacturing various value added products of extrusions for engineering applications, and
- Manufacturing Power Transmission & Distribution Hardware

With 3 extrusion press lines, the Company has a capacity to produce 15000MT of Aluminium Extrusions, which as per the information available with the Company, is the 3rd largest facility in India as on date.

Die Library: The Company possesses an inventory of more than 5000 dies to manufacture over 3500 profiles. The Company maintains back-up dies for meeting the requirements of fast moving profiles.

Availability of raw material: The Company accesses raw material (aluminium ingots and billets) from three renowned and proximate primary metal manufacturers- Vedanta Aluminium, Nalco and Hindalco, The Company is one of India's largest institutional aluminum ingot/billets consumers with corresponding purchase economies.

Quality assurance: The Company's manufacturing facility is accredited with the prestigious **ISO-9001:2008** certification endorsing its strong quality systems. Or Company continues to emphasize on maintaining the utmost quality and safety standards in its factory. Our Company is also **ISO 14001:2004** and **OHSAS 18001:2007** certified.

The Company supplies extrusions as per tolerances laid down by the Bureau of Indian Standards in accordance with BIS: 2673-1979, BIS:3965-1981 and BIS : 6477-1983, and with even tighter tolerances as per customer needs.

The sharp focus on Quality in all its initiatives has enabled our Company to launch some specific value-added services

Product applications: We manufacture extruded products for varied applications, viz. :

- Profiles for Architectural Applications such as Building Systems, Structural Glazing, Curtain Walls, Aluminium Rolling Shutters, Windows, Doors, Partitions, False Ceilings, Tower Bolts, Hand Rails, Door Handles, Hinges, Drapery Rods, Modular Furniture, etc.
- Profiles for Aluminium Form Work
- Profiles for Road Transport Sections
- Profiles for Rail Coach Windows & Doors
- Profiles for manufacture of Automobile Components
- Profiles for Heat Transfer in Electronics & Electrical Gadgets
- Profiles for Electrical applications such as Tubes and Flats for Bus Bars, Transmission Line Hardware such as P.G. Clamps, H-Connectors, Repair Sleeves, Lugs, Solar Panels etc.
- Profiles for Engineering Applications such as Motor Housings, Gear Pump Casings, Ferrules, A.C.Louvres, Machinery Parts, Elevators, Pneumatic Actuators, Pneumatic Cylinders, Valve Bodies, etc.
- Profiles for various Defence Applications and many more.

The Company also has necessary set up to supply extruded and cold drawn round bars and hexagonal bars in straight lengths for various engineering applications. It also has a set up to supply extruded and cold drawn rods/wires in coil form to be used as armour rods, lamp pin stock, metallizing wire, rivet stock, welding filler wire (MIG & TIG), etc.

Customer profile: The Company possesses a portfolio of over 500 reputed customers. The Company has retained most of the customers over a period of 23 years.

Our Company is in a position to supply Extruded Aluminum Profiles in Alloys **1xxx** to **7xxx** series. This is our major strength. Our Business strategy is to book maximum part of our installed capacity for supply directly to end-users.

Company's Presence across several verticals

The company's product portfolio comprises of extrusions in soft, medium and high strength aluminium alloys. It manufactures aluminium profiles for architectural applications such as windows, doors, door handles, modular furniture etc. Its products are used in rail coach windows and doors, electrical gadgets, transmission line hardware, gear pumps, elevators, pneumatic cylinders and defense applications. Along with diversified end- user industries the company has strong client base. Its top 10 clients account for more than 25% and no single client accounts



for more than 10% of its total revenues. The company's diverse customer base provides revenue stability and risk mitigation to a slowdown in any particular sector.

The Company enters into long-term contracts with its suppliers for its annual raw material requirements, and receives discounts from Vedanta Aluminium Ltd and National Aluminium Company Ltd on lifting pre-specified quantities.

Rich Market Presence

Our company takes pride in establishing strong bonding with all its customers and vendors as we think they are our partners-in-progress. We relentlessly work towards building deep ties with our vendors to develop specialized products in order to cater to diverse and evolving needs of our clientele.

A network of branches and sales offices in close proximity to the customers enable us to ensure efficient, effective and timely service. The Company possesses a portfolio of over 500 reputed customers. The real potency of the Company lies in its large number of customers in different customer segments spread in different geographical locations in a developing economy like India.

FUTURE OUTLOOK

Extrusions

Our Company has an installed capacity to produce 15000MT of extrusions per annum. As against this, our production for the year 2013-14 was 10833 MT. We thus have a significant spare capacity to increase production and sales volume.

If we look from a statistical angle from the year 2005 to 2010, it seems that the global annual growth for aluminium extrusions was somewhere around 4.9 percent. . In USA, the primary consumer of extruded aluminum products is the construction industry. The importance of extrusion industry can be evaluated from the fact that out of the total number of aluminum production firms nearly 36% are extrusion companies. The Chinese Aluminium Extrusion Industry has also seen a phenomenal growth in the last 15 years. China is performing well on the extrusion side — the industrial and commercial building and construction market are expected to see 10-15% growth. Surprisingly, U.K.'s per capita usage of extrusion is still less than 4kg, the lowest among the developed countries.

In India, per capita consumption of extrusion is amongst the lowest in the world. But the existence of high quality Bauxite reserves in this country depicts a promising future

for the aluminium industry.

The segment-wise expected demand growth is given hereunder:

- 1. Power Sector** –Power finds higher usage in this country than the rest of the World. Aluminium usage in the power sector will continue to be predominant. Power sector is the major user of aluminium (about 48% of total).India has been facing very anomalous situation wherein investment in generation of power and execution of power plants has resulted in substantial growth in power generation. But attention towards evacuation of power plants through transmission and distribution system is not too adequate. Aluminium finds itself in the prime position in this sector and therefore deserves special attention in terms of incentives and benefits. Deemed export in this sector will be a boom to cable and conductor industry.
- 2. The vibrant Real Estate Sector in our country** – By 2020, the construction sector in India is projected to emerge as the largest end use sector for Aluminium. Like any other field, the building and construction industry is also confronted with a plethora of environmental issues like impact on climate change, building materials, and methods of waste disposal and recycling etc. One very important aspect of using aluminium in building is the energy efficiency. Buildings account for over 40% of global energy consumption and it is here that aluminum extrusion has a major role to play. The use of aluminium extrusions puts the buildings on a low energy diet thereby contributing to the environmental cause. If we look at the safety side, aluminium extrusions are the key element in storm shutter systems in hurricane-prone regions. As the real estate sector is growing, consumers as well as builders are growing more concerned about the lifecycle of the building and its fittings and aluminum extrusions provide that durability without adding extra weight to the building base. Then there are other factors like design, functionality, space utility, finish and aesthetics, finance and profit etc., and considering all these, aluminium becomes the material of choice in this field.
- 3. Rapidly growing Automobile Industry** –The Automotive Industry in India is expected to grow 4-5 times from USD 34 bn to USD 150 bn by 2016. Use of aluminium extruded products in the automobile sector is still at a nascent stage primarily because the rise in energy costs

and the need for emission reduction world over have made aluminium more attractive to automobile industry than steel. Aluminium is finding extensive use in light-weight vehicles without compromising in quality and performance as mankind is becoming more and more concerned about fuel-efficiency with stricter environmental pollution norms to reduce greenhouse gas emissions.

4. **Engineering Applications-** Aluminium Extrusions is very much appreciated in various mechanical applications, particularly for components of moving machines, such as engines and robotic devices.
5. **The Sustained Agriculture Emphasis in our Country –** Aluminium is also of relevance in the agriculture sector as aluminium extruded pipes are used in farming. However, owing to increase in the rates of aluminium pipes, the farmers are now opting for cheaper PVC pipes even though their useful life is less. Exemption of aluminium irrigation pipes from excise duty will benefit this sector.
6. **Solar Energy Industry** is a hopeful segment, solar energy being a clean, renewable source of energy abundantly available during daytime. The extrusions industry has lot of growth potential in this sector as customers worldwide are becoming more and more ecologically conscious and the trend at the moment is to invest in energy-efficient and environmentally sustainable products.
7. **Indian Defence Sector:** Aluminium extrusions are consumed in a wide range of applications in this sector, comprising tail-end fuse connectors for detonator shells and grenades, frame-work for tents and as roll-over mats for tanks to navigate difficult terrains. Your Company supplies rods/bars and tubes in medium and high-strength alloys to the defence sector. Our Company supplied rods in high strength alloys to be used as forging stock and for making precision machined components to M/s. Brahmos Aerospace Limited for their missile indigenisation project.

Given the significant supply deficits, high growth potential and conducive government policies, a large opportunity exists for the Aluminum extrusions suppliers including our Company.

The above projection of robust demand growth is however tempered by the fact that the extrusions industry is fragmented, and significant competition exists among players in the industry. As a result, the bargaining power of industry

players is moderate.

Power Transmission & Distribution

Out of the entire aluminum utilization in the world, 10% is used in the electrical and electronics sector in Europe, 9% in the USA and 7% in Japan. The largest utilization area of the aluminum in this field is the power transmission lines. The steel-core aluminum conductors have become the only material preferred for the high voltage power transmission lines. Aluminum is widely used in the underground cables, electrical cable ducts and motor coil windings as well. In electronics, the frames, chips, transistor heat sinks, data recording systems and the electronic equipment cases are included in the utilization areas of aluminum.

Power Transmission and Distribution Hardware Fittings are required for use on Overhead Transmission and Distribution Lines for connecting Insulators with Tower/Pole Cross Arms and Insulators with conductors.

The Company has manufacturing facilities for casting of Aluminium Alloys, manufacturing of Extruded products in Aluminium & its Alloys, Wire Drawing, Helical Products, Fabrication of Ferrous & Non-Ferrous Components, Argon Welding, Electric Arc Welding, Machining, Bundle Spacer Assembly, Vibration Damper Assembly, Conductor Accessories, Clamp Connectors for Hardware Assembly, and manufacturing of Tools, Dies & Moulds.

Aluminium is also used in insulated and underground cables laid in large populated urban areas and in reserved forests (to avoid deforestation), Round Tubes are used for corona control rings, grading rings, mid-span compression joints, dead-end clamps and jointing sleeves, among others, signifying huge opportunities for extrusions in the power sector.

During the financial year 2013-14 the Company recorded a sales turnover of T & D Hardware amounting to Rs.347 lacs (approx.) against Rs. 239 lacs in the previous financial year. The Company has successfully registered itself as a supplier of its products with a number of State Electricity Boards during the year and the process is continuing. The process will get further momentum as company achieves requirements of minimum years of supply track record and experience, with each passing year. The Company has received substantial orders from the said State Electricity Boards and State based utilities and Erection Contractors.

As the Company gets itself registered as a supplier with more electricity utility companies, the order book will become better and stronger, and the growth in coming few years is likely to be in multiples of the previous year performance.

Challenges in the Indian extrusions market

Aluminium Extrusion industry worldwide is facing a number of challenges particularly in the comprehensive building and construction sector. Pricing is a key driving factor and loosening the price sensitivity in the worldwide markets could result in eliminating reservations among the consumers of aluminium extrusions. It is not always appreciated, more so in the developing economies that quality extrusions will cost more, but they will pay in the long run by keeping building structures age-proof, cutting on the maintenance cost and improving energy efficiency.

India is approaching a fast lane growth in construction sector in which huge role is played by architectural aluminium. More than 5000 coaters/anodizers cater to the surface finish requirements of the architectural aluminium here

In India, per capita consumption of extrusion is amongst the lowest in the world. The total installed capacity for aluminium extrusions in India is around 400,000 MT per annum. However, since a large component of this figure is based on installation of used and reconditioned equipments, the actual rated capacity is anybody's guess. There is also a large number of 'backyard' extruders using secondary metal and their capacity to produce and supply never gets reflected in the overall demand and supply set-up. As everywhere else, building & construction industry is the major consumer of aluminium extrusions in India which accounts for over 60% of the overall consumption of extruded sections in the country. The next major consumer segment is the transport and related infrastructure segment. With the implementation of Rapid Transit Systems (RTS) in most metros in India, this segment is fast emerging as a consumer of aluminium extrusions in India.

The slowdown in the Economy has meant that construction and auto firms are consuming less steel and Aluminum. There is a quote which says 'What gets measured is managed' and this applies equally to the Aluminium Extrusions Industry also.

RISKS AND AREAS OF CONCERN

Business ethics and core values are two locomotives that drive your Company to detect areas of risks at an early stage and thereby extenuating them promptly and efficiently. The potential of your Company to evaluate and cope with business risks is imperative in realization of the desired goals. The Company perceives the following risks and concerns.

a) Market Competition: The Company is operating in a fiercely competitive market as market dynamics are forever changing with entry of new players in the field

of extrusion manufacturing. New players are targeting resellers consequently old players who were earlier in reseller markets are turning towards end users creating competition for the Company.

In India, wider market accessibility and a liberal economy has paved the pathway for easy availability of world-class imported extrusions in the local market. Need of the hour is continual technological upgradation for Indian extrusion manufacturers to preclude the headwind of emerging market economies from sweeping it of its firm foothold in near future.

Your Company is consciously attempting to foray into new vistas of aluminium extrusion alloys in order to put its footprint in the growing markets where demand is higher and return is reasonable.

b) Government Policy risk: The Government policies in the present economic state of affairs are pro-industry and pro-growth which minimizes the inherent policy risk. But at times there are delays in clearances /approvals by Govt. agencies in obtaining lease renewals for land mortgaged with financial institutions and banks. This adversely affects the financial facilities obtained from the Banks. A little attention towards development and budgetary support from the government will help in a big way to the overall benefit of the economy.

Entry Tax: The West Bengal Government has introduced "The West Bengal Tax on Entry of Goods onto local Areas Act, 2012" w.e.f 01/04/2012. This Divisional Bench of the Hon'ble High Court of Calcutta has stayed the single bench order dated 24/06/2012, which ordered levy of this tax as ultra vires to the Constitution of India. But the Hon'ble High Court of Calcutta further directed that the assessment proceedings should go on.

c) Competition from local manufacturers: Local Extruders are expanding their capacities and have also started the production of extrusions in medium strength alloys. Some of the customers choose local suppliers for quicker deliveries. Further to compete with local suppliers, we have to sacrifice our margin to neutralize the effect of higher Freight and Central Sales Tax. Our location in a relatively under-developed part of the country and the demand in this part are not good enough to account for our capacity. We have to sell a substantial quantity (over 70%) in other parts of India where our realization is lower compared to local supplies due to impact of the high freight and Central Sales Tax and the Entry Tax imposed by the West Bengal Government.

- d) **Retention of experienced manpower:** Our Company has always valued manpower as one of its greatest assets. Pool of talented, committed, and zealous workforce is the driving power behind its rapid growth. A dynamic and amicable work environment coupled with innovation and motivation aids the Company to maintain its treasured manpower.
- e) **Price Fluctuation Risk:** Spiraling raw material prices have been looming large over the extrusion industry for the last couple of years. Continuous supervision of aluminium metal inventory in order to get maximum benefit or alternatively to curtail loss by monitoring inventory levels in each circumstance is a major challenge, and this is regularly scrutinized at the highest level in the Company.
- f) **Trade Union Activities:** Our Workmen's unions operate under the control of three different political parties. It is a challenge to meet the ever-increasing expectations from the Unions, who at times put irrational burden on the management due to inter-union enmity in a bid to secure the support of larger number of workmen.

RISK MANAGEMENT

We believe that -"The first step to the risk management process is to acknowledge the reality of risk. Denial is a common tactic that substitutes deliberate ignorance for thoughtful planning ". Your Company has a system based approach to business risk management. Backed by a well-planned internal control system, the current risk management agenda consists of the following elements:

- Enterprise Risk Management Policy manual clearly lays down the strategy, policy and initiatives in relation to risk management.
- A strong and independent Internal Audit Function carries out risk focused audits enabling identification of areas where risk management processes may need to be improved. The Audit Committee of the Board reviews Internal Audit findings and provides strategic guidance on internal controls. The Audit Committee closely monitors the internal control environment within the Company and ensures that Internal Audit recommendations are effectively implemented.
- The Senior Management of the Company periodically reviews the risk management framework to effectively address the emerging challenges in a dynamic business environment.

The Company strives to identify opportunities that enhance Organizational values while managing & mitigating risks that can adversely impact its future performance.

SEGMENT-WISE / PRODUCT-WISE PERFORMANCE

The Company has two business segments i.e. manufacturing of Aluminum Extruded Products and manufacturing of Power Transmission and Distribution Line Hardware. However, the Company does not fall under any of the criteria laid down under AS-17 and hence, Segment Reporting is not applicable

INTERNAL CONTROL SYSTEM

The Company has an adequate internal control system to ensure proper and efficient use of the Company's resources, their protection against any unauthorized use, accuracy in financial reporting and due compliance of the Company's policies and procedures as well as the Statutes. Internal Audit reports are regularly placed before the Audit committee and management analysis of the same is done to ensure checks and controls to align with the expected growth in operations. The Internal audit is carried out by an independent firm of Chartered Accountants on regular basis and corrective actions are taken when any shortcomings are identified.

The Audit committee reviews the adequacy of the internal control system and provides its guidance for constant improvement in the system.

INFORMATION TECHNOLOGY

The Company is continuously working on the Information Technology to get the maximum benefits for the Organization. The Company is successfully using a software system which is single, comprehensive, integrated solution called SAP Business One application. With the use of this integrated software there have been profound improvements in all spheres of its activities.

HUMAN RESOURCE AND INDUSTRIAL RELATIONS

Human Resource is the most valuable asset in this planet. Our Company believes in providing a congenial and healthy work environment and emphasizes on performance appraisal and on-the-job trainings to value and retain talented manpower.

Our Company appreciates that individual efforts combined with integrated teamwork facilitate a concern to reach its defined targets. Effective human resource management systems and practices are developed and followed by the organization to create a proactive work culture to ingrain core values.

Our Company believes that employees are the backbone of the organization. The relations with employees have throughout the year remained cordial.



CORPORATE SOCIAL RESPONSIBILITY (CSR):

The fundamental corporate philosophy of our Company is the guiding force behind ensuring sound Corporate Social Responsibility (CSR). The Aluminum Sector is one of the industries that cause least environmental pollution. The Aluminum production methods do not harm the environment as they are energy efficient.

Safety is an integral part of your Company's operations and is viewed with prime concern. The manufacturing process and plant of our Company adhere to various safety standards laid down by regulatory authorities. Our Company has received the prestigious OHSAS 18001:2007 certification for its relentless commitment towards maintenance of Occupational Health and Safety Management System Standards.

Our Company continues to undertake various activities for the welfare of the society by making contributions to educational institutions and for medical treatment of underprivileged children and other charitable causes.

The Company has over the years pursuing as part of its corporate philosophy, an unwritten CSR policy voluntarily which goes beyond mere cosmetic philanthropic gestures and integrates interest, welfare and aspirations of the community with those of the company itself in an environment of partnership and mutual trust for inclusive development.

Even though our Company has always been conscious about its carbon footprint on the environment, CSR activities in its true sense haven't been initiated, but being a responsible corporate citizen our Company however is greatly committed to conservation of environment and ensures to conduct all its industrial operations with minimal impact on the environment.

DIRECTORS

Mr. V. Jhunjhunwala retire from directorship of the Company by rotation, and being eligible, offer themselves for re-appointment.

In strict compliance with Section 149 of the Companies Act, 2013 Mr. V.K. Mushran, Mr. M.G. Todi, Mr. R.K. Sharma and Mr. A.K. Hajra retire from directorship at the upcoming Annual General Meeting and being eligible offer themselves for appointment. They will be designated as "Independent director and their tenure of directorship as an Independent Director, if approved by the Members of the Company will be for a term of 5 years commencing on and from the date of the Annual General Meeting in which they are elected by Members of the Company.

Brief resume of the Directors proposed to be appointed/re-appointed, nature of their expertise in specific functional area and the names of the Companies in which they hold directorship and membership/chairmanship of Board Committees, as stipulated under clause 49 of the listing agreement with the Stock Exchanges, are provided as an annexure to the Notice convening the Annual General Meeting.

BRICKWORK RATING

BRICKWORK has assigned its '**BWR BB+/Stable**' rating to the cash credit facility of Century Extrusions Ltd (CEL) and affirmed its rating on CEL's letter of credit, bank guarantee and term loan facilities at '**BWR BB+/Stable/A4+**'. The ratings continue to reflect CEL's healthy financial risk profile, marked by a low gearing and healthy interest coverage ratio, diversified end-user profile, and established relationships with its suppliers. These rating strengths are partially offset by CEL's large working capital requirements, and susceptibility to volatility in raw material prices.

DIRECTORS' RESPONSIBILITY STATEMENT

The Board of Directors of the Company confirms:

- i. that in the preparation of the annual accounts, the applicable accounting standards have been followed along with proper explanation relating to material departures;
- ii. that the selected accounting policies were applied consistently and the directors made judgments and estimates that are reasonable and prudent so as to give a true and fair view of the state of affairs of the Company as at March 31, 2014 and of the profit or loss of the Company for the year ended on that date;
- iii. that proper and sufficient care has been taken for the maintenance of adequate accounting records in accordance with the provisions of the Companies Act, 1956 for safeguarding the assets of the Company and for preventing and detecting fraud and other irregularities;
- iv. that the annual accounts have been prepared on a going concern basis.

AUDITORS/AUDITORS' REPORT

The auditors, M/s. ALPS & Co., Chartered Accountants, retire at the ensuing Annual General Meeting and have confirmed their eligibility and willingness to accept office, if re-appointed. There are no qualifications or adverse remarks in the Auditors' Report, which require any clarification/explanation.

COST AUDITORS

As per the directive of Central Government pursuant to the provisions of Section 233B of the Companies Act, 1956, our Directors have re-appointed M/s. N Radhakrishnan & Co. a firm of Cost Accountants, to conduct the cost audit for the year ended 31st March, 2014.

PUBLIC DEPOSITS

The Company did not invite or accept any deposit from the public under Section 58A of the Companies Act, 1956.

PARTICULARS AS PER SECTION 217 OF THE COMPANIES ACT, 1956

The information relating to Conservation of Energy, Technology Absorption and Foreign Exchange Earnings and Outgo required under section 217 (1) (e) of the Companies Act, 1956, is set out in a separate statement attached to this report and forms part of it. The Company had no employee of the category indicated under Section 217(2A) of the Companies Act, 1956.

CORPORATE GOVERNANCE

The Company has been proactive in following the principles and practices of good Corporate Governance as an important step towards building investor confidence, improve investors' protection and maximize long-term shareholder value.

The Company has complied with the Corporate Governance code prescribed by the Stock Exchanges. A detailed report on corporate Governance along with Auditors' Certificate

on compliance with the mandatory recommendations on Corporate Governance is annexed to this report.

ACKNOWLEDGEMENT

We thank our customers, vendors, investors and bankers for their continued support during the year. We place on record our appreciation of the contribution made by employees at all levels.

We thank the Government of India, the Customs and Excise Departments, the Sales Tax Department, the Income Tax Department, the State Government and other Government agencies for their support, and look forward to their continued support in the future.

CAUTIONARY STATEMENT

Statements forming part of the Management Discussion and Analysis covered in this report may be forward-looking within the meaning of applicable securities laws and regulations. Actual results may differ materially from those expressed in the statement. The Company takes no responsibility to publicly amend, modify or revise any forward looking statements on the basis of any subsequent developments, information or events.

**For and on behalf of
the Board of Directors**

Date: 27th May 2014
Place: Kolkata

MP Jhunjunwala
Chairman & Managing Director

Disclosure of particulars with respect to conservation of energy, technology absorption and foreign exchange earnings and outgo as required under the Companies (Disclosure of Particulars in the Board of Directors' Report) rules, 1988

A. CONSERVATION OF ENERGY:
a) Energy Conservation measures taken:

- 1) Capacitors of adequate rating to improve power factor from 0.95 to 0.99 installed in the month of October, 2013.
- 2) Installation of Energy Saving Devices (30 KVA & 40 KVA – one set each) on lighting load of the bay housing the 2700MT Press Line and the adjacent areas.
- 3) Energy efficient LED light fittings in place of HPSV, HPMB & Metal halide light fittings installed in the month of September, 2013.

b) Other Principal Energy Conservation measures taken - None
c) Impact of the measures at (a) and (b) above for reduction of energy consumption and consequent impact on the cost of production of goods:

The above energy conservation measures have resulted in energy savings of –

- 1) Approx. Rs.13,00,000/- as Rebate on account of improved power factor on the energy consumed during the period November 2013 to March 2014
 - 2) (a) Rs.45,000/- from 30KVA Energy Saving Device in 5 months (November, 2013 to March, 2014.)
(b) Rs.15,000/- from 40KVA Energy Saving Device in the month of March, 2014.
 - 3) Approx. Rs.90,000/- saved in 6 months (October 2013 to March 2014)
- d) Additional investments and proposals, if any, being implemented for reduction of consumption of energy:**

(a) Revamping of Cast House

The existing conventional Oil-fired Fixed-hearth Reverberatory Furnaces of bath capacity 3MT, 6MT & 8MT will be replaced with fuel efficient oil-fired Fixed-hearth Reverberatory Furnace of 6MT bath capacity (2 Nos.) with re-regenerative burners. This would result in savings in furnace oil – approx. 40 ltrs. per MT.

Investment – Rs.300.00 lakhs

- (b) Revamping of Heat Treatment Furnaces used for heat for heat treatment of Dies incorporating energy saving heating elements and refractories.

Investment – Rs.3.00 lakhs

e) Total energy consumption and energy consumption per unit of production:-

Information is given in prescribed Form-A annexed. The summary is given hereunder:-

Financial Year	Furnace Oil (Ltr./MT)	Electrical Energy (KWH/MT)	
	of Logs produced	Extrusions	Power T&D Hardware
2013-14	149	1100	30
2012-13	158	1155	43
2011-12	155	1223	27

B. TECHNOLOGY ABSORPTION

Information is given in Form-B annexed.

C. FOREIGN EXCHANGE EARNINGS AND OUTGO

Activities relating to exports: Initiatives taken to increase exports, development of new export markets for products and services, and export plans.

Total foreign exchange used and earned:

	Current Year (Rs. in lacs)	Previous Year (Rs.in lacs)
Used	924.13	497.20
Earned	80.52	12.33

FORM - A
FORM FOR DISCLOSURE OF PARTICULARS WITH RESPECT TO CONSERVATION OF ENERGY

A. Power & Fuel Consumption	2013-14	2012-13
	Current Year	Previous Year
1 Electricity		
a) Purchased		
Units - Kwh in thousands	12173	12699
Total amount - Rs. In thousands	94470	94359
Rate / unit (Rupees)	7.76	7.43
b) Own generation through diesel generator		
Units - Kwh in thousands	6	6
Units / Ltr of diesel	2.20	1.71
Diesel cost / unit generated	27.27	26.97
2 Furnace Oil		
Quantity in Kilo Litres	662	667
Total cost - Rs. In thousands	29163	28061
Average rate (Rs./Ltr)	44.00	41.51
3 Other / Internal Generation	Nil	Nil
B. Consumption per unit of production		
Electricity (KWH/MT of Extrusion Production)	1100	1155
Electricity (KWH/T of T & D Production)	30	43
Furnace Oil (Ltr/MT of Log production)	149	158

FORM - B

(See Rule 2)

FORM FOR DISCLOSURE OF PARTICULARS WITH RESPECT TO ABSORPTION
A. RESEARCH AND DEVELOPMENT (R&D)

1. Specific areas in which R&D carried out by the Company : None
1. Benefits derived as a result of the above R&D : None
2. Future plan of action: None
3. Expenditure on R&D : Not significant (Previous Year - Not significant)

B. TECHNOLOGY ABSORPTION, ADAPTATION AND INNOVATION : None

1. Corporate Governance Policy

The Company is in compliance with the guidelines on Corporate Governance as stipulated under the various clauses of the Listing Agreement with the Stock Exchanges and in this regard, submits a report on the matters mentioned in the said clauses and practices followed by the Company.

Some of the major initiatives taken by the Company towards strengthening its Corporate Governance and practices include the following:

- (i) Adoption and implementation of the Code of Ethics and Business Conduct for Directors and Senior Management;
- (ii) Improving Quality and frequency of Information Flow to the Board and to the Audit Committee to enable them to discharge their functions effectively;
- (iii) Adopting a system of risk management and internal control;
- (iv) Transparency and accountability;
- (v) Compliance with all rules and Insider Trading regulations; and
- (vi) Policy on Prevention of Insider Trading.

2. Board of Directors

The Company has an appropriate mix of Executive and Non-Executive Directors which includes independent professionals. The Board of Directors comprises of a Chairman and Managing Director and 5 Non-Executive Directors (NEDs). The NEDs with their diverse knowledge, experience and expertise bring in independent judgment in the deliberations and decisions of the Board.

The Company's Board of Directors play primary role in ensuring good governance and functioning of the Company. All relevant information (as mandated by the regulations) is placed before the board. The Board reviews compliance reports of all laws as applicable to the Company as well as steps taken by the company to rectify instances of non-compliance, if any.

As per the declarations received by the Company, none of the directors are disqualified under section 274(1)(g) of the Companies Act, 1956.

Necessary disclosures have been made by the Directors stating that they do not hold membership in more than ten committees or act as a Chairman in more than five committees in terms of clause 49 of the listing agreement.

Board Meetings

Being the apex body constituted by the shareholders for overseeing the functioning of the Company, the Board evaluates all the strategic decisions on a collective

consensus basis amongst the directors.

The Board generally meets 4-6 times during the year. Additional meetings are held whenever necessary. All the Agenda items are backed by necessary supporting information and documents to enable the Board to take informed decisions. During the year, 4 Board Meetings were held on 28.05.2013, 07.08.2013, 07.11.13 and 07.02.2014.

The composition of the Board of Directors and their attendance at the Meetings during the year and at the last Annual General Meeting and also number of other directorships / memberships of committees are as follows :

Name of Director & Designation	Category	No. of Board Meetings attended	Attendance at last AGM	No. of outside directorships	No. of outside Committees	
					Members	Chairman
M.P. Jhunjhunwala Chairman & MD	Executive & promoter	4	Yes	2	2	-
Vikram Jhunjhunwala Director	Non-executive & promoter	1	No	3	1	-
M.G.Todi Director	Non-executive & Independent	4	Yes	4	-	-
V.K. Mushran Director	Non-executive & Independent	2	Yes	-	-	-
R.K. Sharma Director	Non-executive & Independent	4	Yes	-	-	-
A.K. Hazra Director	Non-executive & Independent	4	Yes	-	-	-

3. Board Compensation

The Chairman and Managing Director, Mr. M P Jhunjhunwala is paid remuneration as per the Agreement entered into with the Company.

Mr. M P Jhunjhunwala is not paid any performance-linked incentive. The service of Mr. Jhunjhunwala is contractual for a period of three years. The Service contract had commenced with effect from 21.08.2012 and will conclude on 20.08.2015. The Non-Executive Directors are paid sitting fees for attending the board and committee meetings.

The details of remuneration and sitting fees paid to the directors of the Company for the financial year 2013-14 is given below :

Name of the Director	Relationship with other directors	Salaries & Perquisites	Sitting Fees for Board & Committee Meetings
		(Rs.)	(Rs.)
Mr. M P Jhunjhunwala	Father of Mr. V Jhunjhunwala	35.02 Lacs	–
Mr. Vikram Jhunjhunwala	Son of Mr. M P Jhunjhunwala	–	25,000
Mr. V K Mushran	–	–	20,000
Mr. M G Todi	–	–	55,000
Mr. R K Sharma	–	–	40,000
Mr. A. K. Hajra	–	–	30,000
TOTAL			1,70,000

4. Board Independence

The Non-Executive Independent Directors fulfill the conditions of independence as laid down under Section 149 of the Companies Act, 2013 and Rules made hereunder and meet the criteria laid down by Clause 49 of the Listing Agreement entered into with the Stock Exchanges.

The appointment of the Independent Director is considered by the Remuneration Committee after taking into account skill, experience and standing in their respective field or profession. The Board thereafter considers the Committee's decision and takes suitable action.

Every Independent director at the first meeting of the Board held every year provides a declaration regarding his independence which is then taken into record by the Company.

COMMITTEES OF THE BOARD

5. Audit Committee:

Major changes, if any, in financial policies are reviewed or approved by this Committee. The Audit Committee, constituted in line with the composition as prescribed by the Code of Corporate Governance, presently comprises of 4 Directors and the Chairman is an independent non-executive director.

The Audit Committee Meetings are attended by the Deputy General Manager (Finance & Accounts), and the representatives of Statutory Auditors and Internal Auditors who are invited to the meetings as and when required. The Company Secretary acts as the Secretary of the Audit Committee.

The Terms of reference of the Audit Committee are as per the guidelines set out in the listing agreement with

Stock Exchanges read with section 292 A of the Companies Act, 1956.

The Committee held four meetings during the year 2013-2014 on 28.05.2013, 07.08.13, 07.11.2013 & 07.02.2014.

<u>Name of Director</u>	<u>No. of meetings attended</u>
-------------------------	---------------------------------

Shri M G Todi	4
Shri V K Mushran	2
Shri Vikram Jhunjhunwala	1
Shri RK Sharma	4

6. Compensation Committee

The Compensation Committee of the Company, *inter alia*, recommends to the Board remuneration packages of Executive Director and Managing Director.

Except the Chairman & Managing Director, all the members of the Board are liable to retire by rotation. The appointment and remuneration of the Whole-Time Director designated as Chairman & Managing Director is governed by the resolution passed by the Board of Directors as per recommendations of the Compensation Committee which covers the terms and conditions of such appointment read with service rules of the Company subject to final approval by the members. No severance fee is payable.

The committee presently comprises of 5 Directors. The Chairman is an independent non-executive director.

The Non-Executive Independent Directors do not hold any shares or Convertible Instruments of the Company.

Following are the terms of reference of the Compensation Committee:

- To review and approve/recommend remuneration for the whole-time director designated as Chairman & Managing Director of the Company.
- To perform such functions as detailed in the remuneration committee under Schedule XIII of the Companies Act, 1956.
- To discharge such other functions as may be delegated to the Committee by the Board from time to time.

The remuneration to the Managing Director and Whole-Time Director(s) are decided on the basis of following criteria:

- Industry trend;
- Remuneration package in other comparable corporates;
- Job responsibilities; and
- Company's performance and individual's key performance areas.

Details of Remuneration of Chairman & Managing Director for the year 2013-2014

Mr. M P Jhunjhunwala was re-appointed as the Chairman and Managing Director with effect from 21.08.2012 for a period of 3 years. The Central Govt, has accorded approval for payment of remuneration not exceeding Rs.36 lacs per annum to Mr. M P Jhunjhunwala, Chairman & Managing Director. He was accordingly remunerated as follows during the Financial Year 2013-2014.

	Rs. (in lacs)
Salary	21.96
Perquisites	10.46
Contribution to Provident Fund	2.64
Total	<u>35.06</u>

The Company does not pay any remuneration except sitting fee to the non-executive directors.

7. Share Transfer and Shareholders' /Investors' Grievances Committee:

The Board has constituted Shareholders'/Investors' Grievance Committee comprising of 5 Directors. The Chairman is a non-executive independent Director.

Name of Director	No. of Meetings
Mr. M G Todi - Chairman	6
Mr. Vikram Jhunjhunwala	6
Mr. V.K.Mushran	-
Mr. M.P.Jhunjhunwala	6
Mr. R K Sharma	-

The Committee inter alia approves issue of duplicate certificates and oversees and reviews all matters connected with the transfer/transmission of securities and redressal of shareholders' complaints. The Committee oversees performance of the Registrar and Share Transfer Agents of the Company, and recommends measures for overall improvement in the quality of investor services. The Committee performs all functions relating to interests of shareholders/investors of the Company as required by the provisions of Companies Act, 1956, Listing Agreements with the Stock Exchanges & Guidelines issued by the SEBI or any regulatory authority. It authorises the Company Secretary or other persons to take necessary action on the above matters.

The Committee also monitors the implementation and compliance of the Company's Code of Conduct for Prohibition of Insider Trading in pursuance of SEBI (Prohibition of Insider Trading Regulations), 1992. The Board has delegated the power of approving transfer of securities to the Managing Director as well as to the Company Secretary & Compliance Officer.

Shareholders' Complaints

The Company received nil complaints during the year. There was no share transfer pending as on March 31, 2014. All requests received from the shareholders during the year 2013-14 were redressed and resolved within 30 days from their respective dates of receipt.

8. Code of Ethics and Business Conduct

The Company has adopted a Code of Ethics and Business Conduct applicable to all Board Members and Senior Management of the Company, a copy of which is available on the Company's website www.centuryextrusions.com. All the Board members and senior management personnel have confirmed compliance with the Code.

The Chairman and Managing Director has submitted the following declaration to the Company:

I hereby confirm that the Company has obtained from all the members of the Board and Senior Management, affirmation that they have complied with the Code of Business Conduct and Ethics for Directors and Senior Management in respect of the financial year 2013-2014.

(MP Jhunjhunwala)

Chairman and Managing Director

Dated: 27th May, 2014

9. Code for Prevention of Insider Trading

The Company has adopted an Insider Trading Code in terms of the SEBI (Prohibition of Insider Trading) Regulations 1992. All the directors, employees at senior management level and other employees who could have access to the unpublished price sensitive information of the Company are governed by this code. The Company regularly monitors transactions undertaken by the employees of the Company in terms of the Code. The Company also informs the Stock Exchange(s) periodically about the transactions undertaken by the designated employees and their shareholdings as per the regulations.

The Company has appointed the Company Secretary as Compliance Officer who is responsible for setting the procedures and implementation of the code of conduct for trading in Company's securities. During the year under review, there has been due compliance with the said code.

10. Risk Management

The Company has formulated an Enterprise Risk Management Policy which has been approved and

adopted by the Board of Directors of the Company. The Policy sets out procedures of assessment of potential risks and the procedures to plan, arrange and control activities and resources of the Organization to minimize impact of uncertain events (potential risks) which would assist the management to exercise better control.

A note on risks and areas of concern affecting the business of the Company is provided in the Directors' Report and Management Discussion and Analysis.

11. General Body Meetings:

Location, date and time of the General Meetings held during the preceding 3 financial years are as follows:

AGM/ EGM	LOCATION	DATE & TIME	SPECIAL RESOLUTION
AGM	Bharatiya Bhasha Parishad 36/A, Shakespeare Sarani Kolkata - 700 017	25.08.2011 & 11.00.AM.	NO
AGM	-do-	13.08.2012 & 11.00.AM	YES
AGM	-do-	07.08.2013 & 10.30.AM	NO

Postal Ballot

Section 192A of the Companies Act, 1956 has made the Postal Ballot mandatory in respect of certain resolutions. No such resolutions requiring Postal ballot was passed during the year.

12. Disclosures:

There are no materially significant transactions with the related parties viz. Promoters, Directors or the Management, their Subsidiaries or relatives conflicting with the Company's interest. Suitable disclosure as required by the Accounting Standard (AS 18) has been made in the Annual Report.

1. There are no pecuniary relationships or transactions of Non-executive Directors vis-à-vis the Company, which has potential conflict with the interests of the Company at large.
2. The Company follows Accounting Standards issued by the Central government in the preparation of financial statements; the Company has not adopted a treatment different from that prescribed in Accounting Standards.
3. The Company, during the year under review has duly complied with the provisions of Section 297 of the Companies Act, 1956 relating to approval of the Central Government for related party transactions. The Company has also complied with Section 188

and 189 of the newly introduced Companies Act, 2013 in this regard.

4. The Company has complied with the requirements of the Stock Exchanges/SEBI/Statutory Authorities on all matters related to the capital market during the last three years. There were no penalties or strictures imposed by the Stock Exchanges, the SEBI or any other Statutory authority relating to the above period.
 5. The Company has in place a mechanism to inform the Board members about the Risk Assessment and minimization procedures and periodical reviews to ensure that the critical risks are controlled by executive management.
 6. The Board of Directors of the Company have received a certificate from the Chairman & Managing Director of the Company in compliance of clause 49(v) of the Listing agreement.
 7. The Company has not made any public issue/rights issue/preferential issue during the period under review.
 8. The Company does not presently have a Whistle Blower Mechanism.
13. **Means of Communication:**
- Quarterly Disclosures: Quarterly, Half Yearly and Annual financial results are published in Business Standard (English Daily) and Kalantar (Bengali Daily) newspapers.
 - News Release: Official News releases are displayed at the Company's website, www.centuryextrusions.com
 - Website: The Company's website www.centuryextrusions.com contains a separate dedicated section where shareholders information is available. Full Annual Report is also available on the web-site in a user-friendly and downloadable form.
 - Information on BSE-NSE website: The Company posts financial results and other shareholders' related information on the website of the Bombay Stock Exchange Ltd and The National Stock Exchange of India Ltd where the shares of the Company are listed.

14. Shareholder Information:

Annual General Meeting:

Date : 05.09.2014
 Time : 10.30 A.M.
 Venue : Bharatiya Bhasha Parishad,
 Sitaram Seksaria Auditorium,
 36A, Shakespeare Sarani, Kolkata-700017

15. Financial Calendar :

April to March Publication of results for the
 Financial Year 2014-15
 First Quarter results Before 14th August, 2014
 Second Quarter and Before 14th November 2014
 half- yearly results
 Third Quarter results Before 14th February 2015
 Fourth Quarter results Before 31st May 2015
 and results for the year
 ending on 31.03.2015

Book Closure: From: 30st August, 2014 to 5th September, 2014 (both days inclusive)

16. Listing on Stock Exchanges and Stock code:

The Equity shares of the Company are listed on the following Stock Exchanges:

i. The Bombay Stock Exchange Ltd

Code : 500083

ii. National Stock Exchange of India Ltd.

Code : CENTEXTEQ

ISIN Number for shares in Electronic form is INE281A01026.

Annual Listing fees have been paid to the BSE and NSE for the financial year 2013-2014.

17. Market Price Data:

Monthly high and low quotation of shares traded on The Bombay Stock Exchange Limited (BSE) and National Stock Exchange of India Ltd. (NSE) for the year 2013-2014 :

MONTH	BSE		NSE	
	HIGH (Rs.)	LOW (Rs.)	HIGH (Rs.)	LOW (Rs.)
APRIL-2012	1.55	1.05	1.55	1.15
MAY-2012	1.40	1.06	1.40	1.10
JUNE-2012	1.19	0.94	1.30	0.90
JULY-2012	1.40	0.82	1.15	1.00
AUGUST-2012	1.00	0.78	Nil	Nil
SEPTEMBER-2012	0.93	0.71	Nil	Nil
OCTOBER-2012	0.90	0.67	Nil	Nil
NOVEMBER-2012	0.98	0.76	Nil	Nil
DECEMBER-2012	1.12	0.83	Nil	Nil
JANUARY-2013	1.24	0.79	1.25	0.85
FEBRUARY-2013	1.15	0.97	1.20	0.90
MARCH-2013	1.82	1.08	1.70	1.00

18. The Distribution of Shareholding as on 31-03-2014 :

Range	Folios 31/3/2013	% of Shareholders	Total No. of Shares	% of Shareholding
Upto 500	13023	61.57	2745956	3.43
501 to 1000	3464	16.36	3088665	3.86
1001 to 2000	1910	9.02	3137048	3.92
2001 to 3000	761	3.59	2028535	2.54
3001 to 4000	361	1.71	1335804	1.67
4001 to 5000	445	2.10	2168793	2.71
5001 to 10000	628	2.97	4898961	6.12
10001 to 50000	477	2.25	9970585	12.46
50001 to 100000	65	0.31	4565649	5.71
100000 and above	36	0.17	46060004	57.58
Total	21170	100.00	80000000	100.00

19. Categories of Shareholders as on 31st March 2014

Category	No. of Shares held	% to paid-up Capital
a. Promoters, Relatives and Associates	41628649	52.0358
b. Financial & Investment Institutions	2600	0.0032
c. Mutual Funds	1800	0.0023
d. Non-Resident Individuals	1906146	2.3827
e. Bodies Corporate [other than those covered in (a) & (b) above]	3905064	4.8813
f. Indian Public	32552841	40.6911
g. Others	2900	0.0036
Total	80000000	100.0000

20. Dematerialization of Shares and Liquidity:

Trading in the Company's shares is permitted only in dematerialized form for all investors. The Company has established connectivity with National Securities Depository Limited and Central Depository Services (India) Limited through the Registrars, CB Management Services Pvt. Limited, whereby the investors have the option to dematerialize their shareholdings in the Company.

Status of Dematerialization as on March 31, 2014:

Particulars	No. of Shares	Percentage of total Capital	Number of Accounts
National Securities Depository Limited	650283150	81.29	9996
Central Depository Services (India) Limited	13769945	17.21	6079
Total Dematerialized	78798295	98.50	16075
Physical	1201705	1.50	5095
Grand Total	80000000	100	21170

21. Registrar and Share Transfer Agents

CB Management Services Pvt. Limited
P-22, Bondel Road, Kolkata-700019
Telephone : +91 33 22806692/6693/6694
Fax : +91 33 2287-0263
E-mail : rta@cbmsl.com

22. Reconciliation of Share Capital :

As stipulated by SEBI, a qualified practicing Company Secretary carries out Audit to reconcile the total admitted capital with National Securities Depository Limited (NSDL) and Central Depository Services (India) Limited (CDSL) and the total issued and listed capital. The audit is carried out every quarter and the report thereon is submitted to the Stock Exchanges where the company's shares are listed. The audit confirms that the total Listed and Paid-up Capital is in agreement with the aggregate of the total number of shares in dematerialized form (held with NSDL and CDSL) and total number of shares in physical form.

Shares are transferred at the meeting of the "Share Transfer and Shareholders' / Investors' Grievance Committee" of the Directors which meets at frequent intervals.

Plant Location:

Century Extrusions Limited
WBIIDC Industrial Growth Centre, Plot No.7A,
Sector -B, P.O. Rakhajungle,
Pin: 721301, Kharagpur Dist. Midnapore (West Bengal)

Address for Correspondence:

Century Extrusions Ltd.,
113, Park Street,
'N' Block, 2nd Floor,
Kolkata-700 016.
Phone Nos.: 91 33 2229-1291/1012
Fax No. + 91 33-22261110
e-mail: century@centuryextrusions.com
Email ID for Investor Complaint:
investors@centuryextrusions.com

OR

CB Management Services Pvt. Ltd.
Registrar & Share Transfer Agents
P-22, Bondel Road, Kolkata-700019
Telephone : +91 33 22806692,6693,6694
Fax : +91 33 2287-0263
E-mail : rta@cbmsl.com

Website: The Company's website www.centuryextrusions.com contains comprehensive information about the Company, its products, press releases and investor relations. The Shareholder Referencer in the website serves as a Guide for all the investors by providing key information.

Status of Unpaid Dividend

Dividend for the year	Amt.of Dividend (Rs. In lacs)	Amt. of Unpaid Dividend as on 31.03.14 (Rs. In lacs)	% of Dividend Unpaid	Due Date of transfer to IEPF
2007-08	47	1.26	2.69	05.10.2015
2008-09	80	1.38	1.72	06.10.2016
2009-10	80	1.46	1.83	05.10.2017



CORPORATE GOVERNANCE CERTIFICATE

CERTIFICATE ON COMPLIANCE WITH THE CONDITIONS OF CORPORATE GOVERNANCE UNDER CLAUSE 49 OF THE LISTING AGREEMENT

To
The Members of
Century Extrusions Limited

We have reviewed the compliance of conditions of Corporate Governance by the Century Extrusions Limited for the year ended 31st March, 2014, as stipulated in clause 49 of the listing agreement of the Company with Stock Exchanges, with the relevant records and documents maintained by the Company and furnished to us.

The compliance of conditions of the Corporate Governance is the responsibility of the management. Our examination was limited to procedures and implementation thereof, adopted by the Company for ensuring the compliance of conditions of the Corporate Governance. It is neither an audit nor an expression of opinion on the financial statements of the Company.

We further state that such compliance is neither an assurance as to the further viability of the Company nor the efficiency or effectiveness with which the management has conducted the affairs of the Company.

No investor grievance is pending for a period exceeding one month against the Company as per the records maintained by the Company.

We certify that the conditions of Corporate Governance as stipulated in clause 49 of the listing agreement with Stock Exchanges have been complied with in all respects by the Company.

For A L P S & CO.
Chartered Accountants
Firm's ICAI Registration No. 313132E

A.K.Khetawat
Partner
Membership No. 052751

Place: Kolkata
Dated:: 27th May, 2014

CHAIRMAN & MANAGING DIRECTOR AND CEO & CFO CERTIFICATION

We, M P Jhunjunwala, Chairman and Managing Director and Sachin Gupta, Manager-Finance of Century Extrusions Ltd. to the best of our knowledge and belief, certify that:

We have reviewed financial statements and cash flow statement for the year;

1. Based on our knowledge and information, these statements do not contain any materially untrue statement or omit any material fact or contain statements that might be misleading;
2. Based on our knowledge and information, the financial statements, and other financial information included in this report, present in all material respects, a true and fair view of the company's affairs, and are in compliance with the existing accounting standards and / or applicable laws and regulations;
3. To the best of our knowledge and belief, no transactions entered into by the company during the year are fraudulent, illegal or violative of the company's code of conduct;
4. We are responsible for establishing and maintaining internal controls, and we have disclosed to the auditors and the Audit Committee, deficiencies in the design or operation of internal controls, if any, of which we are aware and the steps we have taken or propose to take to rectify these deficiencies.
5. We have disclosed based on our most recent evaluation, wherever applicable, to the company's auditors and the audit committee of the company's Board of Director
 - a) significant changes in internal controls during the year;
 - b) significant changes in accounting policies during the year and that the same have been disclosed in the notes to the financial statements; and
 - c) instances of significant fraud of which we are aware and the involvement therein, if any, of the management or an employee having a significant role in the company's internal controls system.

Kolkata

Dated : 27th day of May, 2014

M P Jhunjunwala
Chairman & Managing Director

Sachin Gupta
Manager-Finance

To The Members of **CENTURY EXTRUSIONS LIMITED**,

Report on the Financial Statements

We have audited the accompanying financial statements of **CENTURY EXTRUSIONS LIMITED**, which comprise the Balance Sheet as at 31st March, 2013 and the Statement of Profit & Loss Account and Cash Flow Statement for the year ended, and a summary of significant accounting policies and other explanatory information.

Management's Responsibility for the Financial Statements

Management is responsible for the preparation of these financial statements that give a true and fair view of the financial position, financial performance and cash flows of the Company in accordance with the Accounting Standards referred to in sub-section (3C) of section 211 of the Companies Act, 1956 ("the Act"). This responsibility includes the design, implementation and maintenance of internal control relevant to the preparation and presentation of the financial statements that give a true and fair view and are free from material misstatement, whether due to fraud or error.

Auditor's Responsibility

Our responsibility is to express an opinion on these financial statements based on our audit. We conducted our audit in accordance with the Standards on Auditing issued by the Institute of Chartered Accountants of India. Those Standards require that we comply with ethical requirements and plan and perform the audit to obtain reasonable assurance about whether the financial statements are free from material misstatement. An audit involves performing procedures to obtain audit evidence about the amounts and disclosures in the financial statements. The procedures selected depend on the auditor's judgment, including the assessment of the risks of material misstatement of the financial statements, whether due to fraud or error. In making those risk assessments, the auditor considers internal control relevant to the Company's preparation and fair presentation of the financial statements in order to design audit procedures that are appropriate in the circumstances. An audit also includes evaluating the appropriateness of accounting policies used and the reasonableness of the accounting estimates made by management, as well as evaluating the overall presentation of the financial statements. We believe that the audit evidence we have obtained is sufficient and appropriate to provide a basis for our audit opinion.

Basis for Qualified Opinion

The Company has changed the valuation of Dies and Tools at lower of valuation of such items at the year end by approved valuer or net realizable value instead of charging its cost to Revenue Account. As a result of this change in method of valuation of Dies, the loss for the year is understated by Rs. 173 Lakhs and Deferred Tax, Reserve & Surplus and Shareholders' fund is overstated by Rs. 57 Lakhs, Rs.116 Lakhs and Rs.116 respectively.

Opinion

In our opinion and to the best of our information and according to the explanations given to us, except for the effects of the matter described in the Basis for Qualified Opinion paragraph, the financial statements give the information required by the Act in the manner so required and give a true and fair view in conformity with the accounting principles generally accepted in India:

- (a) in the case of the Balance Sheet, of the state of affairs of the Company as at March 31, 2013;*
- (b) in the case of the Statement of Profit and Loss, of the Loss for the year ended on that date; and*
- (c) in the case of the Cash Flow Statement, of the cash flows for the year ended on that date.*

Report on Other Legal and Regulatory Requirements

1. As required by the Companies (Auditor's Report) Order 2003 ("the Order"), issued by the Central Government of India in terms of sub-section (4A) of Section 227) of the Act, 1956 we give in the Annexure a statement on the matters specified in paragraph 4 and 5 of the Order, to the extent applicable to the Company.

2. As required by section 227(3) of the Act, we report that:
 - 2.1. We have obtained all the information and explanations, which to the best of our knowledge and belief were necessary for the purpose of our audit.
 - 2.2. In our opinion, proper books of account as required by law, have been kept by the Company so far as appears from our examination of those books.
 - 2.3. The Balance Sheet, Statement of Profit & Loss Account and Cash Flow Statement dealt with by this report are in agreement with the books of the account.
 - 2.4. In our opinion, the Balance Sheet, Statement of Profit & Loss Account and Cash Flow Statement comply with the applicable Accounting Standard referred to in Sub-section (3C) of Section 211 of the Act to the extent applicable.
 - 2.5. On the basis of written representations received from the directors, as on 31st March, 2013 and taken on record by the Board of Directors, none of the director is disqualified as on 31st March, 2013 from being appointed as Director in terms of clause (g) of sub-section (1) of section 274 of the Act.
 - 2.6. Since the Central Government has not issued any notification as to the rate at which the cess is to be paid under section 441A of the Act nor has it issued any Rules under the said section prescribing the manner in which such cess is to be paid, no cess is due and payable by the Company.

For A L P S & CO.
Chartered Accountants
Firm's ICAI Regn. No. 313132E

Kolkata
Dated: 28th day of May, 2013

(A.K.Khetawat)
Partner
Membership No. 052751



ANNEXURE TO THE AUDITORS REPORT

(Referred to in paragraph 1 of the Report on other Legal and Regulatory Requirements of the Independent Auditors Report to the Members of the Company of even date)

- 1) (a) The Company has maintained proper records showing full particulars including quantitative details and situation of fixed assets.
- (b) The management has physically verified its fixed assets at reasonable intervals, which in our opinion is reasonable having regard to the size of the Company and nature of its fixed assets. No material discrepancies were noticed on such verification.
- (c) In our opinion, the Company has not disposed off the substantial part of fixed assets during the year, which would affect the going concern status of the Company.
- 2) (a) The inventories have been physically verified by the management during the year at reasonable intervals.
- (b) In our opinion and according to the information and explanations given to us, the procedures of physical verification followed by the management are reasonable and adequate in relation to the size of the Company and nature of its business.
- (c) The Company has maintained proper records of inventories and discrepancies noticed on physical verification were not material.
- 3) (a) The company has not granted any loans, secured or unsecured to companies, firms or other parties listed in the Register maintained under Section 301 of the Companies Act, 1956. As the company has not granted any loans secured or unsecured, to parties listed in the Register maintained under Section 301 of the Companies Act, 1956, paragraphs (iii) (b), (c) and (d) of the Order, are not applicable.
- (b) The company has not taken any loans, secured or unsecured from companies, firms or other parties listed in the Register maintained under Section 301 of the Companies Act, 1956. As the company has not taken any loans, secured or unsecured, from parties listed in the Register maintained under Section 301 of the Companies Act, 1956, paragraphs (iii)(f) and (g) of the Order, are not applicable.
- 4) In our opinion and according to the information and explanations given to us, there are adequate internal control procedures commensurate with the size of the Company and nature of its business for the purchase of inventory and fixed assets and for the sale of goods and services. During the course of our audit, we have not observed any major weakness in internal controls.
- 5) (a) According to the information and explanations given to us and audit in accordance with generally accepted auditing practices, in our opinion, the particulars of contracts or arrangements referred to in section 301 of the Act have been entered in the register required to be maintained under that section.
- (b) In our opinion and according to the information and explanations given to us, the transactions made in pursuance of such contracts or arrangements have been made at prices which are reasonable having regard to the prevailing market prices at the relevant time.
- 6) During the year, the Company has not accepted any deposits from the public as defined under sections 58A and 58AA or any other relevant provisions of the Companies Act, 1956 and the rules framed there under.
- 7) In our opinion the Company has an internal audit system commensurate with the size and nature of its business.
- 8) The Company has maintained the cost records as prescribed by the Central Government under section 209(1)(d) of the Act.
- 9) (a) According to the records of the Company, the Company is regular in depositing undisputed statutory dues including Provident Fund, Investor Education and Protection Fund, Employees State Insurance, Income Tax, Sales Tax, Wealth Tax, Service Tax, Custom Duty, Excise Duty, Cess and any other statutory dues applicable to it *except for few cases where there was delay in depositing of Employees State Insurance Contribution with the appropriate authorities*. According to information and explanations given to us, there are no undisputed amounts payable in respect of aforesaid dues which were outstanding as at 31st March, 2013 for a period of more than six months from the date they became payable.

- (b) The disputed statutory dues aggregating Rs.154.54 lakhs, that have not been deposited on account of matters pending before appropriate authorities are as under:

Nature of Statute	Nature of Dues	Amount (in INR)	Period to which the amount relates	Forum where dispute is pending
West Bengal Sales Tax Act, 1994	State Sales Tax	3.63 lacs	2004-05	West Bengal Commercial Appellate & Revisional Board, Kolkata
West Bengal Vat Act, 2003	Value Added Tax	10.31 lacs	2005-06 & 2006-07	West Bengal Commercial Appellate & Revisional Board, Kolkata
West Bengal Vat Act, 2003	Value Added Tax	0.54 lacs	2009-10	Joint Commissioner of Sales Tax
Central Sales Tax Act, 1956	Central Sales Tax	95.06 lacs	2003-04, 2004-05, 2006-07, 2007-08 & 2008-09	West Bengal Commercial Appellate & Revisional Board, Kolkata
		44.90 lacs	2009-10	Joint Commissioner of Sales Tax

- 10) The company has no accumulated losses at the end of financial year nor it has incurred cash losses during the financial year under review and in immediately preceding financial year.
- 11) According to the information and explanations given to us and audit in accordance with generally accepted auditing practices, in our opinion, the company has not defaulted in repayments of dues to financial institutions or banks or debenture holders.
- 12) According to the information and explanations given to us and based on the documents and records produced before us, the Company has not granted loans and advances on the basis of security by way of pledge of shares, debentures and other securities.
- 13) In our opinion and according to information and explanations given to us, the Company is not a chit fund or nidhi/ mutual benefit fund or society. Therefore clause 4(xiii) of the order is not applicable to the Company.
- 14) In our opinion and according to information and explanations given to us, the Company has maintained proper records of the transactions and contracts and made timely entries therein for dealing in securities and the investments are held by the company in its own name.
- 15) According to the information and explanations given to us, the Company has not given any guarantee for loans taken by others from bank or financial institutions.
- 16) During the year, the Company has taken term loans, which have been applied for the purposes for which they were raised.
- 17) According to the information and explanations given to us and on an overall examination of Balance Sheet of the Company, we are of the opinion that the Company has not utilized Short Term Funds towards Long Term Investments.
- 18) During the year, the Company has not made any preferential allotment of shares to parties covered in the register maintained under section 301 of the Act.
- 19) During the year, the Company has neither issued any debentures nor it has any outstanding debentures.
- 20) During the year, the Company not issued any shares to any person,
- 21) In our opinion and according to information and explanations given to us, during the year, no fraud on or by the Company has been noticed or reported.

For ALPS & CO.
Chartered Accountants
Firm's ICAI Regn. No. 313132E

Kolkata
Dated: 28th day of May, 2013

(A.K.Khetawat)
Partner
Membership No. 052751



BALANCE SHEET

	Note No.		(Rs. in lacs)	
			As at 31st March 2014	As at 31st March 2013
I. EQUITY AND LIABILITIES				
Shareholders' Fund				
Share Capital	1	800	800	
Reserves & Surplus	2	2767	2831	
			<u>3567</u>	3631
Non-Current Liabilities				
Long-Term Borrowings	3	284	742	
Deferred Tax Liabilities (Net)	4	38	187	
Other Long Term Liabilities	5	5	1	
Long Term Provisions	6	118	106	
			<u>445</u>	1036
Current Liabilities				
Short Term Borrowings	7	2729	3075	
Trade Payables	8	1161	930	
Other Current Liabilities	9	1548	1375	
Short Term Provisions	10	48	49	
			<u>5486</u>	5429
Total			<u>9498</u>	<u>10096</u>
II. ASSETS				
NON CURRENT ASSETS				
Fixed Assets				
Tangible Assets	11	3735	4131	
Intangible Assets		20	28	
Capital Work in Progress		9	2	
			<u>3764</u>	4161
Long Term Loans and Advances	12	780		772
Current Assets				
Inventories	13	1777	2253	
Trade Receivables	14	2471	2333	
Cash & Bank Balances	15	361	397	
Short Term Loans and Advances	16	345	180	
			<u>4954</u>	5163
Total			<u>9498</u>	<u>10096</u>

Significant Accounting Policies 34

The accompanying Notes form integral part of the Accounts

As per our report of even date attached

for **ALPS & CO.**
Chartered Accountants

A K Khetawat
Partner
Membership No.052751
Firm's ICAI Regn. No. 313132E

Kolkata
Dated : 27th day of May, 2014

M P Jhunjunwala
Chairman & Managing Director

Sachin Gupta
Manager-Finance

Sumana Raychaudhuri
Company Secretary

R K Sharma

M G Todi

A. K. HAJRA

D
I
R
E
C
T
O
R
S

PROFIT & LOSS ACCOUNT



		(Rs.in lacs)	
		For the year ended 31st March	For the year ended 31st March
		2014	2013
INCOME			
Revenue From Operations	17	19042	17810
Other Income	18	301	411
Total Revenue (A)		19343	18221
EXPENDITURE			
Cost of Materials Consumed	19	14374	13564
Change in Inventories	20	438	166
Employee Benefit Expenses	21	1015	989
Finance Costs	22	816	774
Depreciation & Amortization expense	11	441	442
Other Expenses	23	2510	2307
Total Expenditure (B)		19594	18242
Profit before exceptional and extraordinary items and Tax (A-B)		(251)	(21)
Exceptional Items		3	-
Profit before extraordinary items and Tax		(254)	(21)
Extraordinary Items		-	-
PROFIT BEFORE TAX		(254)	(21)
Tax Expenses:			
Current Tax		-	-
Deferred Tax		149	24
Minimum Alternate Tax Credit Entitlement		-	(5)
Income Tax Adjustment for Earlier Years		1	-
Profit/(Loss) for the Year		(104)	(2)
Basic and Diluted Earning Per Share (Rs.)		(0.130)	0.00
Face Value of Equity Share (Rs.)		1.00	1.00
Accounting Policies	34		

The notes referred to above form Integral Part of the Accounts

As per our report of even date attached

for **ALPS & CO.**
Chartered Accountants

A K Khetawat
Partner
Membership No.052751
Firm's ICAI Regn. No. 313132E

Kolkata
Dated : 27th day of May, 2014

MP Jhunjunwala
Chairman & Managing Director

Sachin Gupta
Manager-Finance

Sumana Raychaudhuri
Company Secretary

R K Sharma

M G Todi

A. K. HAJRA

D
I
R
E
C
T
O
R
S



CASH FLOW STATEMENT

	(Rs.in lacs)	
	For the year ended 31st March	
	2014	2013
A. CASH FLOW FROM OPERATING ACTIVITIES		
Profit before tax :	(254)	(21)
Adjustment for :		
Industrial Promotion Assistance	(202)	(204)
Depreciation	441	442
Provision for Doubtful Debts/Advance	1	-
Liabilities no Longer Payable written back	(34)	(4)
Exchange Fluctuation	10	(1)
Advance Written off	0	-
	216	233
(Profit)/Loss on sale of fixed assets	14	8
Interest Paid	682	637
Less : Interest Received	(62)	(42)
	596	815
Operating Profit before working capital changes	596	815
Adjustment for :		
Trade and other receivables	(247)	(412)
Inventories	476	(33)
Trade payables and Provisions	283	(99)
Cash generated from operations	1108	271
Direct Taxes Paid	(16)	(11)
Net cash from operating activities	1092	460
B. CASH FLOW FROM INVESTING ACTIVITIES		
Purchase of fixed assets (including capital advances)	(138)	(372)
Sale/Adjustment of fixed assets	27	8
Interest received	32	29
Net cash used in investing activities	(79)	(335)
C. CASH FLOW FROM FINANCIAL ACTIVITIES		
Proceeds from long term borrowings	(310)	(125)
Proceeds from short term borrowings	(345)	662
Interest paid	(670)	(641)
Capital Investment Subsidy	292	204
Subsidy Receivable	0	0
Net cash used in financing activities	(1033)	100
NET INCREASE IN CASH AND CASH EQUIVALENTS (A+B+C)	(20)	25
Cash and cash equivalents opening balance:		
Cash and bank balance	73	48
Cash and cash equivalents closing balance:		
Cash and bank balance	53	73

As per our report of even date attached

for **ALPS & CO.**
Chartered Accountants

A K Khetawat
Partner
Membership No.052751
Firm's ICAI Regn. No. 313132E

Kolkata
Dated : 27th day of May, 2014

M P Jhunjunwala
Chairman & Managing Director

Sachin Gupta
Manager-Finance

Sumana Raychaudhuri
Company Secretary

R K Sharma
M G Todi
A. K. HAJRA

} D
I
R
E
C
T
O
R
S

Note 1

	(Rs. in lacs)	
	<u>As At 31st March 2014</u>	<u>As At 31st March 2013</u>
SHARE CAPITAL		
AUTHORISED		
12,00,00,000 Equity Shares of Re. 1/- each	<u>1200</u>	<u>1200</u>
	<u>1200</u>	<u>1200</u>
ISSUED, SUBSCRIBED & PAID UP		
80,000,000 Equity Shares of Re. 1/- each fully paid up	<u>800</u>	<u>800</u>
	<u>800</u>	<u>800</u>

a. Terms / Rights attached to Equity Shares :

The Company has only equity shares having a par value of Re.1/- per share. Each holder of Equity Shares is entitled to one vote per share and the dividend, if proposed by the Board of Directors and approved by the Shareholders in the ensuring Annual General Meeting. In the event of liquidation of the Company, the holders of Equity Shares shall be entitled to receive proportionately, any of the remaining assets of the Company after distribution of all preferential amounts.

b. Reconciliation of the shares outstanding at the beginning and at the end of the reporting period :

The Company has neither issued nor bought back any shares during the financial year under review, hence there is no change in number of shares outstanding at the beginning and end of the year.

c. The Company is not a Subsidiary Company.

d. The Company has neither issued any Bonus Shares nor allot any shares pursuant to contract without payment received in cash nor bought back any shares during the financial year and in immediately preceding five financial years.

e. Details of Shareholders holding more than 5% Shares in the Company :

	<u>As at 31.03.2014</u>		<u>As at 31.03.2013</u>	
	<u>% of Holding</u>	<u>Number</u>	<u>% of Holding</u>	<u>Number</u>
Century Aluminium Mfg. Co Ltd	16.23	12,984,701	16.23	12,984,701
Vintage Securities Ltd	8.36	6,688,831	8.36	6,688,831
Vintage Capital Markets Ltd	7.41	5,930,125	7.41	5,930,125
Madhab Prasad Jhunjunwala	7.04	5,633,934	7.04	5,633,934
Jeco Exports and Finance Ltd	6.04	4,830,225	6.04	4,830,225

f. There are no Shares reserved for issue under options.

g. There is no Convertible Securities outstanding at the end of the reporting period.

Note 2

	(Rs. in lacs)	
	As At 31st March 2014	As At 31st March 2013
RESERVES & SURPLUS		
Securities Premium Account		
Balance as at Beginning of the Year	990	990
Addition during the Year	–	–
Deduction during the Year	–	–
Balance as at end of the Year	<u>990</u>	<u>990</u>
Capital Investment Subsidy		
Balance as at Beginning of the Year	90	49
Addition during the Year	40	41
Deduction during the Year	–	–
Balance as at end of the Year	<u>130</u>	<u>90</u>
Surplus/(Deficit) in the Statement of Profit and Loss		
Balance as at Beginning of the Year	1751	1753
Profit for the Year	<u>(104)</u>	<u>(2)</u>
Balance as at end of the Year	<u>1647</u>	<u>1751</u>
	<u>2767</u>	<u>2831</u>

Note 3
LONG TERM BORROWINGS
Secured

Term Loan from Banks	250	455
Vehicles Loan from Banks	7	9
Term Loans from Government of West Bengal	–	177

Unsecured

From Bodies Corporate	27	101
	<u>284</u>	<u>742</u>

3.1 Term Loan from Banks referred above to the extent of :

a. **Rs. 375 lacs** includes Rs.300 lacs shown in Current maturities of Long Term Borrowings (refer note no.9) from State Bank of India is secured by first charge on entire fixed assets of the Company on Pari passu basis along with Axis Bank and Government of West Bengal and Second charge on the entire current assets of the Company on Pari passu basis with other member Banks, boths present and future. Futher, the loan has been guaranteed by the personal gurantee of the Chairman & Managing Director and one other Director of the Company.

Repayable in 20 quarterly installments of Rs. 75 Lacs each,commencing from July, 2010. Last installment due in April 2015. Rate of interest 14.10% p.a. as at year end.

a. **Rs. 80 lacs** includes Rs.67 lacs shown in Current maturities of Long Term Borrowings (refer note no.9) from Axis Bank is secured by first charge on entire fixed assets of the Company on Pari passu basis along with State Bank of India and Government of West Bengal and Second charge on the entire current assets of the Company on Pari passu basis with other member Banks, boths present and future. Futher, the loan has been guaranteed by the personal gurantee of the Chairman & Managing Director and one other Director of the Company.

Repayable in 12 quarterly installments, First 11 Installments of Rs. 17 Lacs each, commencing from July, 2012. Last installment of Rs. 13 Lacs due in April 2015. Rate of interest 14.50% p.a. as at year end.

a. **Rs. 125 lacs** includes Rs.50 lacs shown in Current maturities of Long Term Borrowings (refer note no.9) from Axis Bank is secured by first charge on entire fixed assets of the Company on Pari passu basis along with State Bank of India and Government of West Bengal and Second charge on the entire current assets both present and future of the Company on Pari passu basis with other Corporate Loan lenders. Further, the loan has been guaranteed by the personal guarantee of the Chairman & Managing Director and one other Director of the Company.

a. **Rs. 137 lacs** includes Rs.50 lacs shown in Current maturities of Long Term Borrowings (refer note no.9) from State Bank of India is secured by first charge on entire fixed assets of the Company on Pari passu basis along with Axis Bank and Government of West Bengal and Second charge on the entire current assets both present and future of the Company on Pari passu basis with other Corporate Loan lenders. Further, the loan has been guaranteed by the personal guarantee of the Chairman & Managing Director and one other Director of the Company.

3.2 Vehicle Loan from Banks referred above to the extent of :

a. **Rs.4 lacs** includes Rs.1 lacs shown in Current maturities of Long Term Borrowings (refer note no.9) from Axis Bank are secured by hypothecation of vehicles purchased out of the said loan.

b. **Rs.3 lacs** includes Rs.1 lac shown in Current maturities of Long Term Borrowings (refer note no.9) from Axis Bank are secured by hypothecation of vehicles purchased out of the said loan.

c. **Rs.3 lacs** includes Rs.1 lac shown in Current maturities of Long Term Borrowings (refer note no.9) from Axis Bank are secured by hypothecation of vehicles purchased out of the said loan.

Repayable in 12 quarterly installments of Rs. 12 Lacs each, commencing from December, 2013. Last installment due in September, 2016. Rate of interest 14.50% p.a. as at year end.

Repayable in 12 quarterly installments of Rs. 12 Lacs each, commencing from December, 2013. Last installment due in September, 2016. Rate of interest 14.85% p.a. as at year end.

Repayable in 60 equated monthly installments of Rs.Nil (17038) each, commencing from May, 2011. Last installment due in April 2016. Rate of interest 10.59% p.a. as at year end.

Repayable in 60 equated monthly installments of Rs.Nil (10577) each, commencing from July, 2012. Last installment due in June, 2017. Rate of interest 11.59% p.a. as at year end.

Repayable in 60 equated monthly installments of Rs.Nil (8336) each, commencing from August, 2013. Last installment due in July, 2018. Rate of interest 10.25% p.a. as at year end.

Note 4

DEFERRED TAX LIABILITIES (NET)

Deferred Tax Liabilities

On Timing Differences on Depreciation

359

366

Deferred Tax Assets

On Unabsorbed Losses

268

127

On Other Timing Differences

53

52

321

179

38

187

Note 5
OTHER LONG TERM LIABILITIES

Other Payables	<u>5</u>	<u>1</u>
	<u>5</u>	<u>1</u>

Note 6
LONG TERM PROVISIONS
Provision for Employee Benefits

Provision for Leave Encashments (Refer Note No.25)	29	28
Provision for Gratuity (Refer Note No. 25)	89	78
	<u>118</u>	<u>106</u>

Note 7
SHORT TERM BORROWINGS
Secured
Loan Repayment on Demand :

Working Capital Loan	1583	1557
Channel Financing	902	989

Unsecured

Loans from Bodies Corporate	244	529
	<u>2729</u>	<u>3075</u>

- a. Working Capital Loan from Banks are secured - i) By first mortgage on all the immovable properties and a first charge by way of hypothecation of plant & machinery of the Company, both present and future, (except the fixed assets created out of the term loan on which the lender has exclusive first charge and the other consortium banks along with Govt. of West Bengal have pari passu second charge situated at Company's factory at Kharagpur in West Bengal). ii) By first charge by hypothecation of stocks, receivables and other current assets. iii) By personal guarantees of the Chairman & Managing Director and one other Director of the Company.
- b. Channel Financing from ICICI Bank Ltd. is secured against pledge of fixed deposit to the extent of 15% of sanctioned limit. It is further secured by personal guarantee of the Chairman & Managing Director and one other director of the Company.
- c. Channel Financing from Yes Bank Ltd. is secured against pledge of fixed deposit to the extent of 15% of sanctioned limit. It is further secured by personal guarantee of the Chairman & Managing Director and one other director of the Company.

Note 8
TRADE PAYABLES

Trade Payables	1159	928
MSME parties (refer note no. 33)	2	2
	<u>1161</u>	<u>930</u>

Note 9**OTHER CURRENT LIABILITIES**

Current maturities of Long-term borrowings (Refer Note No.3.1 to 3.5 for Terms & Conditions)	848	700
Interest Accrued but not due on borrowings	38	26
Unpaid Dividend Accounts	4	4
Deposits from Dealers etc.	95	69
Advance against Sales	122	133
Statutory Dues	31	52
Other Payables	410	391
	1548	1375

9.1 Current Maturities of Long Term Borrowing includes**a. Vehicle Loan from Banks referred above to the extent of :**

- a. **Rs.2 lacs** from Axis Bank are secured by hypothecation of vehicles purchased out of the said loan. Repayable in 60 equated monthly installments of Rs.Nil (22876) each, commencing from December, 2009. Last installment due in November 2014. Rate of interest 9.00% p.a. as at year end.

9.2 Term Loan from Government of West Bengal referred above to the extent of :

- a) **Rs.20 lacs** from Govt. of West Bengal is secured by first charge on entire fixed assets of the Company both present and future on Pari-passu basis along with Axis Bank and State Bank of India. Repayable in 5 Yearly installments of Rs. 20 Lacs each, commencing from July, 2010. Last installment due in July 2014. Rate of Interest 8.75%.
- a) **Rs.160 lacs** from Govt. of West Bengal is secured by first charge on entire fixed assets of the Company both present and future on Pari-passu basis along with Axis Bank and State Bank of India. The Company is defaulted in repayment of Rs.80 lacs to the Govt. of West Bengal. Repayable in 5 Yearly installments of Rs. 80 Lacs each, commencing from November, 2010. Last installment due in November 2014. Rate of Interest 8.75%.

9.2 Sales Tax Loan from Government of West Bengal referred above to the extent of :

- Rs.196 lacs** from Govt. of West Bengal is secured by way of residuary charge on all fixed assets of the Company, both present and future, situated at Company's factory at Kharagpur in West Bengal. Repayable in 8 Yearly installments of Rs. 39 Lacs each, commencing from March, 2011. Last installment due in March 2018. Rate of Interest 8.75%.

Note 10**SHORT TERM PROVISIONS****Provision for Employee Benefits :**

Provision for Gratuity (Refer Note No. 25)	40	39
Provision for Gratuity (Refer Note No. 25)	8	10
	48	49

Note 11

(Rs. In lacs)

Fixed Assets

DESCRIPTION	GROSS BLOCK			DEPRECIATION/AMORTIZATION			NET BLOCK			
	As on 01.04.2013	Addition	Sale/ Adjustment	As at 31.03.2014	Up to 01.04.2013	For the Year	Sale/ Adjustment	Up to 31.03.2014	As at 31.03.2014	As at 31.03.2013
I. TANGIBLE ASSETS										
Leasehold Land (Inclusive of site Development)	146	-	-	146	-	-	-	-	146	146
Building	1,098	-	1	1,097	343	35	-	378	719	755
Plant & Machinery	5,205	67	242	5,030	2,321	368	204	2,485	2,545	2,884
Electric Installtions	405	2	-	407	153	15	-	168	239	252
Vehicles	69	5	4	70	25	7	2	30	40	44
Furniture & Fittings	69	3	-	72	48	2	-	50	22	21
Office Equipments	101	1	-	102	72	6	-	78	24	29
Total	7,093	78	247	6,924	2,962	433	206	3,189	3,735	4,131
Previous Year	6,702	436	45	7,093	2,556	435	29	2,962	9	2
Capital Work-in-Progress										
II. INTANGIBLE ASSETS										
Computer Software	63	0	0	63	35	8	0	43	20	28
Total	63	0	0	63	35	8	0	43	20	28
Previous Year	56	12	5	63	33	7	5	35	-	-
Intangible Assets under Development									-	-

Note :

- The lease period of a part comprising 0.66 acres (Previous year 0.33 acres) of the company's factory land out of the total land area of 7.3171 acres at Kharagpur has expired and is pending renewal from West Bengal Industrial Infrastructure Development Corporation Ltd. (WBIDC). The lease renewal is in process.
- Leasehold Land includes Lease Premium Rs.134 lacs (Previous Year Rs.134 lacs) in respect of which Registration is pending.

	(Rs. in lacs)	
	As at 31st March 2014	As At 31st March 2013
Note 12		
LONG TERM LOANS AND ADVANCES		
Unsecured, considered good		
Security Deposit (Considered Good)	48	60
Doubtful	4	4
	<u>52</u>	<u>64</u>
Less : Provision for doubtful deposits	4	4
	<u>48</u>	<u>60</u>
Capital advances	62	9
Advance Income Tax (Net of Provision for Tax)	139	122
Other Loans & Advances	531	581
	<u>780</u>	<u>772</u>
12.1 Security Deposit includes		
Due from Private Company in which relative of two directors is interested as director.	40	35
	<u>40</u>	<u>35</u>
Note 13		
INVENTORIES		
Raw Materials	112	120
Work-in-Progress	990	1381
Finished Goods	202	249
Stores & Spare Parts	473	503
	<u>1777</u>	<u>2253</u>
Note 14		
TRADE RECEIVABLES		
Unsecured		
Over six months (Considered Good)	63	46
Doubtful	-	2
	<u>63</u>	<u>48</u>
Less : Provision for Doubtful Debts	-	2
	<u>63</u>	<u>46</u>
Other Receivables (Considered Good)	2408	2287
	<u>2408</u>	<u>2287</u>
	<u>2471</u>	<u>2333</u>
14.1 Private Company in which directors is interested as directors	-	-
	<u>-</u>	<u>-</u>

	(Rs. in lacs)	
	As at 31st March 2014	As At 31st March 2013
Note 15		
CASH AND BANK BALANCES		
Cash and Cash Equivalents		
Balance with Banks in		
Current Account	35	69
Cash in Hand	18	4
Other Bank Balances		
Fixed Deposit		
Matured within 12 months	118	182
Matured more than 12 months	186	138
On Unpaid Dividend Account	4	4
	<u>361</u>	<u>397</u>
15.1 Fixed Deposit Rs.304 lacs (Previous Year Rs.320 lacs) is pledged with Banks as Margin Money		
Note 16		
SHORT TERM LOANS AND ADVANCES		
(Unsecured)		
Deposits (Considered good)	34	25
Doubtful	-	-
	<u>34</u>	<u>25</u>
Less : Provision for doubtful deposits	-	-
	<u>34</u>	<u>25</u>
Debit Balance in Trade Payable (Considered good)	189	33
Balance with Government Authorities (Considered good)	32	61
Assets Hold for Sale	11	-
Others (Considered good)	79	61
	<u>345</u>	<u>180</u>
16.1 . Other Loans and Advances includes:		
Due from an officer of the Company	-	-
	<u>-</u>	<u>-</u>
16.2 . Security Deposit includes		
Due from Private Company in which relative of two Director is interested as Director	25	-
	<u>25</u>	<u>-</u>
16.3 . Private Company in which director is interested as director		
(Current Year Rs.Nil/-, Previous Year Rs. 14964)	-	-
	<u>-</u>	<u>-</u>

	(Rs. in lacs)	
	For the year ended 31st March 2014	For the year ended 31st March 2013
Note 17		
REVENUE FROM OPERATIONS		
Sale of Products		
Manufacturing Sales	<u>21300</u>	<u>19944</u>
Revenue from Operations (Gross)	21300	19944
Less : Excise Duty	2258	2134
Revenue from Operations (Net)	<u>19042</u>	<u>17810</u>

	Sales Value	(Rs. in lacs)	
		Closing Inventory	Opening Inventory
17.1 Particulars			
Manufactured Finished Goods			
Aluminum Extrusions	20692 (19366)	202	249
Power T & D Hardware	303 (212)	-	-
Others	305 (366)	-	-
	<u>21300</u> (19944)	<u>249</u>	<u>249</u>

17.2 Figures in brackets represent previous year figure.

Note 18
OTHER INCOME

Interest Income on Bank Deposit	62	42
Doubtful Advance/Debts Written Back (Current Year Rs.18576)	1	-
Other Non-Operating Income		
Miscellaneous Income	35	6
Rent Received (Current Year Rs.49830)	1	-
Industrial Promotion Assistance	202	204
Adjustment of Excise Duties on Closing Stock	-	4
Amortized Value of Dies and Tools Written Back	-	155
	<u>301</u>	<u>411</u>

Note 19
COST OF MATERIALS CONSUMED

Raw Material Consumed		
Aluminium Ingots, Billets	13965	13031
Others	409	533
	<u>14374</u>	<u>13564</u>

Imported and Indigenous Raw Materials Consumed :

	Year ended 31st March, 2014		Year ended 31st March, 2013	
	%	Rs.	%	Rs.
Imported	6	914	2	205
Indigenous	94	13460	98	13359
	<u>100</u>	<u>14374</u>	<u>100</u>	<u>13564</u>

	(Rs. in lacs)	
	For the year ended 31st March 2014	For the year ended 31st March 2013
Note 20		
CHANGES IN INVENTORIES OF FINISHED GOODS, WORK-IN-PROGRESS AND STOCK IN TRADE		
Inventories at the beginning of the year		
Work in Progress	1381	1461
Finished Goods	249	335
	<u>1630</u>	<u>1796</u>
Inventories at the end of the year		
Work in Progress	990	1381
Finished Goods	202	249
	<u>1192</u>	<u>1630</u>
	<u>(438)</u>	<u>(166)</u>
Note 21		
EMPLOYEES BENEFIT EXPENSES		
Salaries and Wages	832	822
Contribution to Gratuity Fund, Provident Fund and Other Fund	121	110
Managing Director's Remuneration	32	32
Staff Welfare Expenses	30	25
	<u>1015</u>	<u>989</u>
Note 22		
FINANCE COSTS		
Interest Expenses	682	637
Bank Charges	117	114
Other Borrowing Costs		
Foreign Exchange Fluctuation	-	6
Cash Discount (net)	17	17
	<u>816</u>	<u>774</u>
Note 23		
OTHER EXPENSES		
Consumption of Stores & Spares Parts	131	133
Power & Fuel	1251	1202
Packing Expenses	189	161
Freight & Forwarding Charges	392	313
Rent	36	31
Rates & Taxes	4	4
Insurance	8	12
Repairs & Maintenance		
Building	8	9
Plant and Machinery	135	160
Adjustment of Excise Duties on Closing Stock	7	
Provision for Doubtful Advance	1	
Advance Written Off	0	
Miscellaneous Expenses	334	274
Sales Tax Paid	-	-
(Current Year Rs.40350, Previous Year Rs.2393)		
Loss on sale/discard of Fixed Assets	14	8
	<u>2510</u>	<u>2307</u>

23.1 Value of Stores, Spare Parts and Components Consumed :

	Year ended 31st March, 2013		Year ended 31st March, 2012	
	%	Rs.	%	Rs.
Imported	57	75	71	95
Indigenous	43	56	29	38
	<u>100</u>	<u>131</u>	<u>100</u>	<u>133</u>

23.2 Details of payment to Auditor :

Audit Fees (Statutory and Tax Audit)	2	2
Other Services	–	1
(Current Year Rs.47000, Previous Year Rs.45500)		
	<u>2</u>	<u>3</u>

As per our report of even date attached

for **ALPS & CO.**
Chartered Accountants

A K Khetawat
Partner
Membership No.052751
Firm's ICAI Regn. No. 313132E

Kolkata
Dated : 27th day of May, 2014

MP Jhunjunwala
Chairman & Managing Director

Sachin Gupta
Manager-Finance

Sumana Raychaudhuri
Company Secretary

R K Sharma }
MG Todi }
A. K. HAJRA }
D
I
R
E
C
T
O
R
S