

SVP GLOBAL TEXTILES LIMITED

(Formerly Known as SVP Global Ventures Ltd.)

97, Maker Tower 'F', Cuffe Parade, Mumbai – 400 005.

Tel. : 4029 0011 Fax : 4029 0033

Email: contact@pittie.com

CIN: L17290MH1982PLC026358

Website: www.svpglobal.co.in

Date : 24 March, 2022

To,

The BSE Ltd.
Phiroze Jeejeebhoy
Towers Dalal Street
Mumbai - 400 001
Fax No.: 022 22722041
Company Code: 505590

The Listing Department
The National stock Exchange of India
Ltd. Exchange Plaza, C- 1, Block-G,
Sandra- Kurla Complex, Bandra
(E) Mumbai- 400 051
Fax No.: 022-26598237/38
Company Code: SVPGLOB

Sub. : - Intimation under Regulation 30 of SEBI (LODR) Regulation, 2015

Dear Sir/ Madam,

In Compliance of Regulation 30 of Schedule III of SEBI (Listing Obligation and Disclosure Requirements) Regulations, 2015, Please find enclosed herewith SVP Global Textiles Limited Investor Presentation on the Un-Audited Financial Statements for the quarter ended 31st December, 2021.

This is for your information and records.

Thanking you,

Yours faithfully,
For SVP Global Textiles Limited

Diwakara Rao Akkala
CFO



SVP
GLOBAL
TEXTILES LTD.

**INVESTOR
PRESENTATION**
March 2022

The background of the slide is a dark, monochromatic image of numerous rolls of paper stacked together. The rolls are arranged in a dense, overlapping pattern, creating a textured, repetitive visual. A solid red horizontal banner is positioned at the bottom of the slide, containing the text 'COMPANY OVERVIEW' in white, uppercase letters. To the right of the text, within the red banner, are three vertical white stripes of varying thicknesses.

COMPANY OVERVIEW

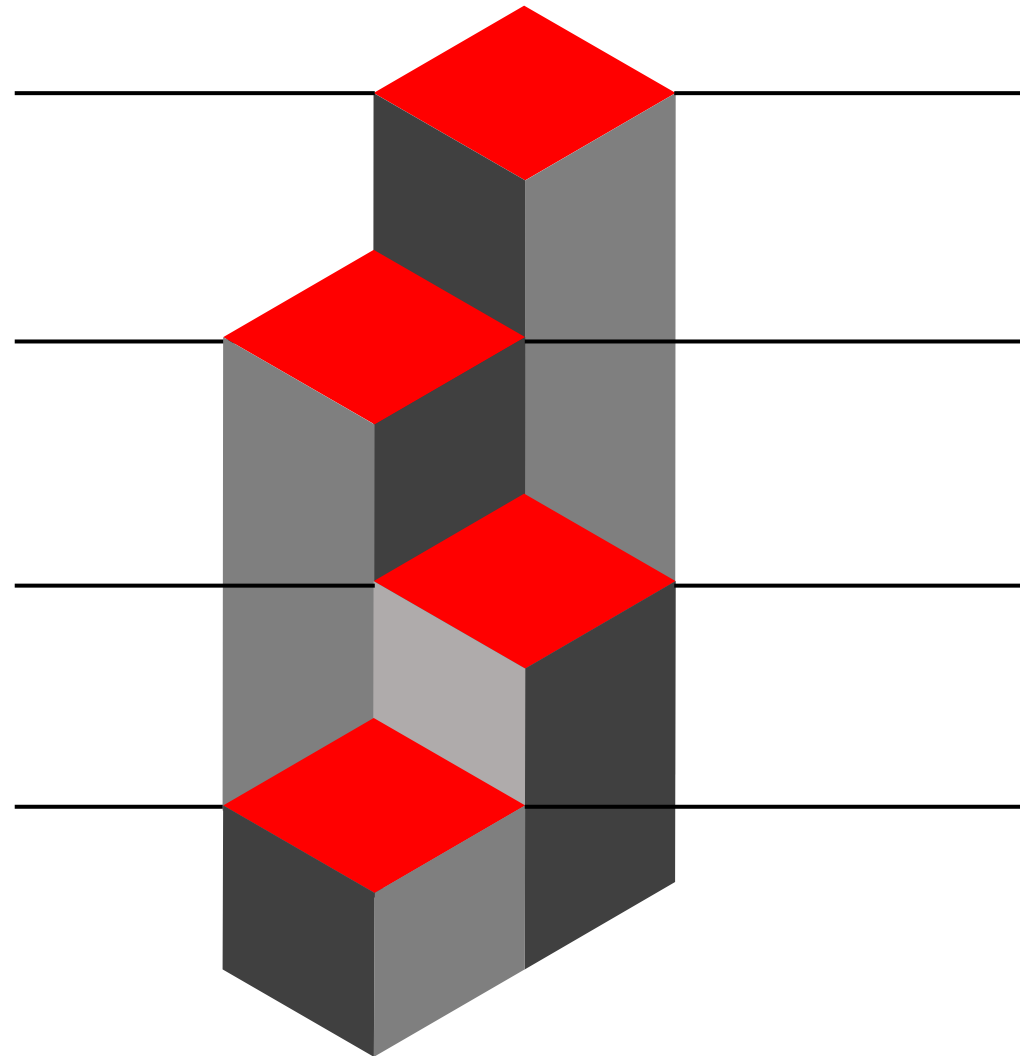


200 years of Combined experience of Promoters & Management

India's one of the Largest manufacturer of Compact cotton yarn with an installed capacity of 400,000 Spindles & 5,900 Rotors across India & Oman

Co. is among 5% of Indian manufacturers who have technology ageing less than 5 years

Higher Margins due to various tax exemptions, Interest subsidy and subsidised power tariff



Legacy of 100 years in the Textile business

Strong order book of INR 50,000 Mn. 20-30% revenue growth expected after Oman plant, as Oman being the centre of global trade routes between Europe and Asia

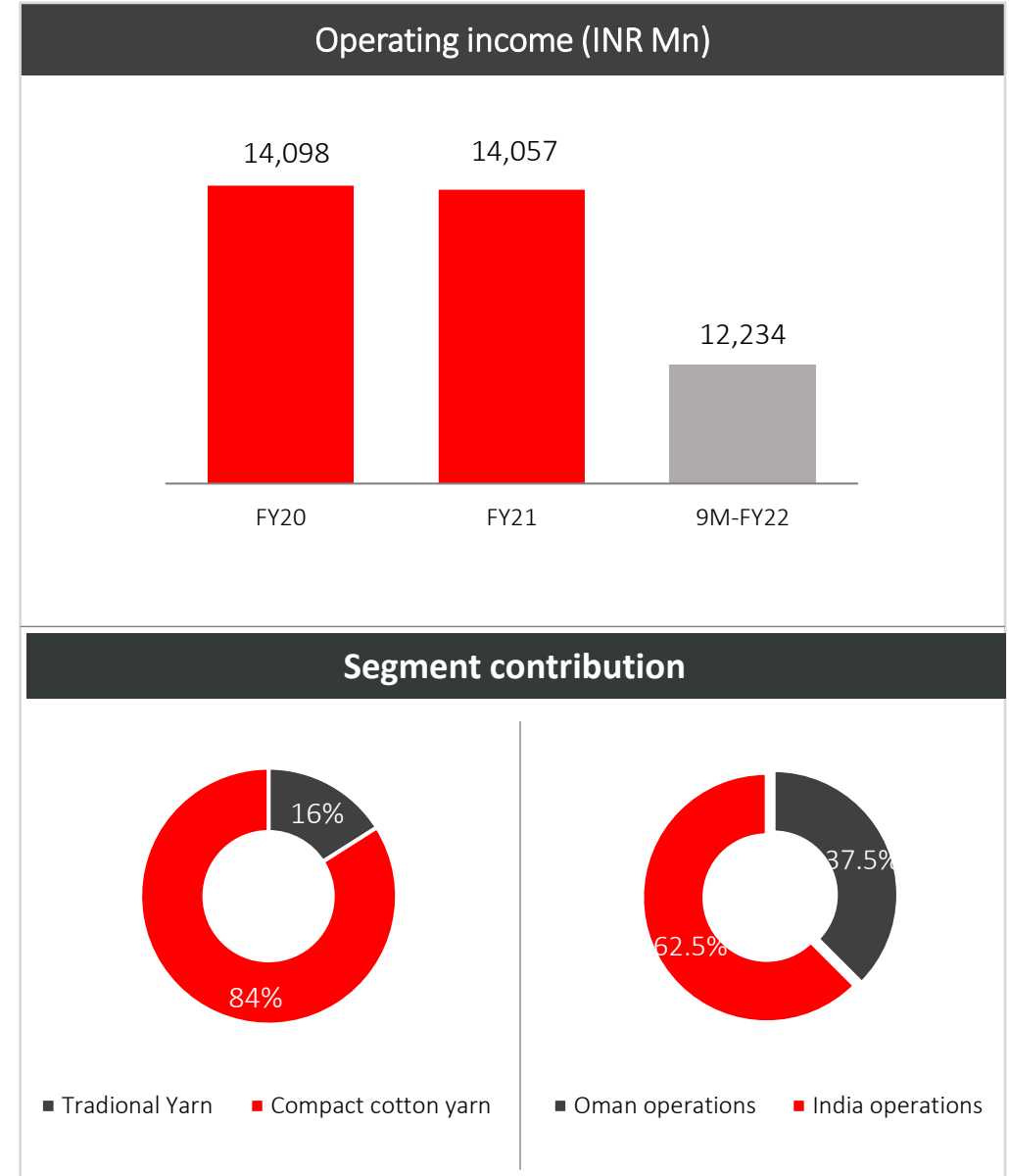
Becoming fully integrated Textile co. from fibre to fashion with forward integration into fabric, garments and Technical textiles

Highest level of certification including ISO, GOTS, OCS, OEK-TEX-STD100 and an approved supplier to IKEA, Zara and Inditex.

Company Overview



- SVP Global Textiles Ltd. (SVP) group Established in 1898 by late Shree Vallabh Pittie.
- SVP is one of the largest and fastest growing manufacturer in the value added higher margin compact cotton yarn, blended yarn and open-end yarn.
- Professionally managed company led by promoter Mr. Chirag Pittie and backed by an experienced Management team with 200+ years of combined experience in the Textile business.
- The company has three units in Jhalawar district of Rajasthan to manufacture compact cotton yarn and also one export-oriented unit in Oman manufacturing Cotton Yarn to export to Europe, Gulf and North & South America regions.
- It has a strong Focus on Automation and Technology resulting in better productivity and throughput. Latest technology from Rieter (Switzerland), Electro-jet (Spain). LMW (India) and Schlafhorst (Germany).
- Efficient procurement system for sourcing superior quality raw material for manufacturing higher quality yarns from countries like USA, Brazil, Turkey and New Zealand.
- Well established Sales distribution network in domestic and export markets with exports to many countries in Americas, Europe and Asia.



Industry Leading Parameters



Among the lowest capital cost in the Industry

State of Art machinery using latest technology and artificial intelligence

Highest Operational Efficiency

Wider market access through diversified operation

Strong order book with Sustainable high margins

Subsidized power cost leading to better margins

Strong focus on Debt Reduction

Tax Exemption & operating efficiencies in Oman



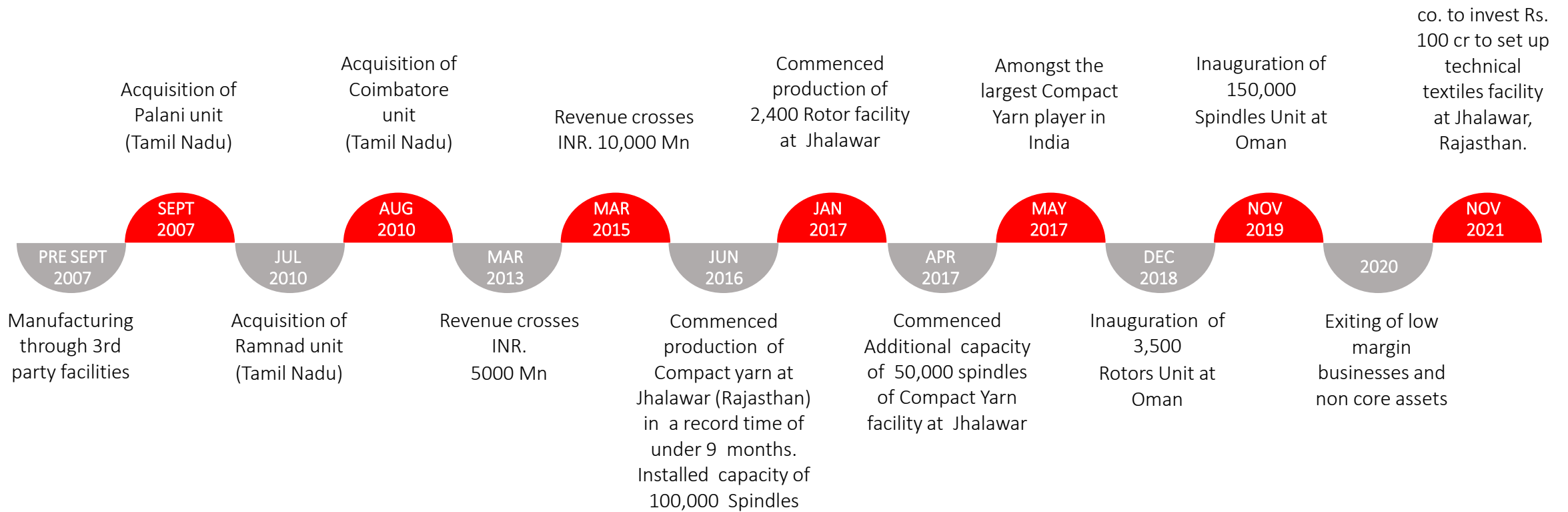
Fastest growing multinational in Cotton Yarn manufacturing



Key Milestones



From being a trader and manufacturer of traditional yarns, SVP has successfully transformed itself into one of the leading players in the high value Compact yarn business.



Board of Directors



Mr. Chirag Pittie : Whole Time Director

Qualifications: Holds BSBA degree in Finance and Management from Boston University, USA

Experience: Has more than 16 years of experience in Finance & Management. He has the vision of converting the close family held business into a leading public company delivering superior returns to shareholders



Mr. Praveen Shelley : Non-Executive Director

Qualifications: He is Certified Administrator from Michigan, USA

Experience: Has more than 30 years of experience in Marketing, Public Relations, Partnership Building and Product Management



Mr. Jinesh Shah : Independent Director

Qualifications: He is Qualified Chartered Accountant

Experience: Has more than 12 years of experience in Statutory audit, Tax audit, Implementation of GST, IFC in listed & Private Companies, Budgeting report & Variance Analysis



Mr. Niraj Lahoti : Independent Director

Qualifications: He is Qualified Chartered Accountant, Company Secretary and Diploma in Information System Audit (DISA - ICAI)

Experience: Has more than 5 years of experience in filing of returns, accounts & audit, registration of firms and closure of companies



Mrs. Bhagwati Donga : Independent Women Director

Qualifications: Holds Master of Commerce (M.Com) & Bachelors in Education (B.Ed)

Experience: Has more than 3 year of experience in the Education field & specialized in Organization of Commerce & Management Secretarial Practice



Mr. Prakash Vaghela : Independent Director

Qualifications: He is a qualified Chartered Accountant, Cost & Works Accountant, LLB(G) and Diploma in Information System & Audit, DISA

Experience: Has experience in Banking, Corporate Governance, Audit Assurance and Compliances, Direct and Indirect Tax Advisory and certification field

Key Management Personnel



Major General OP Gulia SM, VSM (retd)

CEO

37 years meritorious career in Indian Army, decorated with gallantry award. He possesses strong ability in leading organisations under challenging conditions.



Mr. Prashant Pillai

Vice President – Marketing

More than 20 years experience with companies like Gujarat Ambuja Exports Limited and Century Textiles and Industries



CA . S. Ram Santhanam

Deputy. CEO

Senior CA and Graduation. 40 years experience in Projects, Finance, Accounting, Law, Compliances and international Banking.



Mr. Rajpal Singh Sekhawat

Vice President – Projects

Has more than 15 years of experience in Administrative, HR and Project works.



Mr. Diwakara Rao

Chief Financial Officer

M.com, CAIIB with 30 years of experience in Banking at various levels. Well versed in Banking Rules, Procedures, Policies and Guidelines.



Mr L.R Nishad

Unit Head – Jhalawar Operations

starting with a BTech(textile), employed with M/s. Pasupati Spg & Weaving mill, Vardhman Textiles, SEL, Welspun Vardhman textile Ltd. Now at SVP, Jhalawar.



Mr. Narendra Jain

Vice President – Finance

He has more than 22 years experience in the field of Finance, Accounts, MIS & Budgeting. He has worked with reputed companies like Maral Overseas Ltd, Welspun Group and LNJ.



Mr. Surender Singh

Sr Manager SQC

Diploma in Textile Technology, He is the reason that we can control and develop defective free products. More than 16 years exp. with Nahar and SEL.

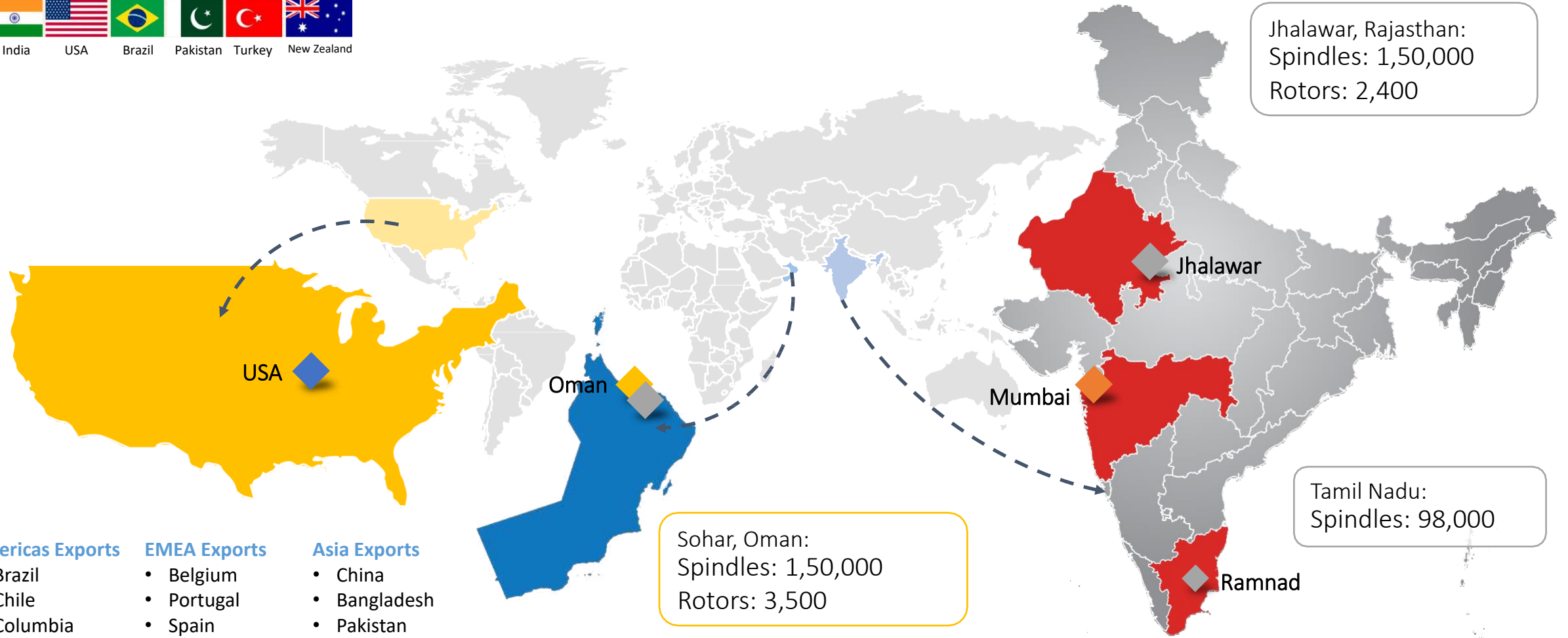
Geographical Footprint



Raw Material Sourcing



India USA Brazil Pakistan Turkey New Zealand



Americas Exports

- Brazil
- Chile
- Columbia
- Mexico

EMEA Exports

- Belgium
- Portugal
- Spain
- Turkey

Asia Exports

- China
- Bangladesh
- Pakistan
- South Korea



Corporate Office



Manufacturing facilities



International Offices



New Manufacturing facility

Customer Base and Yarn end markets



- Diversified customer base with no single customer with more than 5% of revenues
- Longstanding relationships of over 10 years with 40% of the customers
- Sales offtake agreement with existing customer ensures near peak capacity utilization
- Approved supplier to IKEA, Zara and Inditex, which provides us opportunity to supply yarn to suppliers of these two companies.

Order book of over INR 50,000 Mn; equivalent to next 2-3 years revenue

Key Customers

End Markets



Circular Knitting



Socks Knitting



Sweaters



Denim Fabrics




Towel Weaving



Sheeting



Shirting



Weaving



Yarn Dyeing

SVP Global Sustainability Practices



Global certification and memberships ensuring preferred vendor status with leading global textile manufacturers



Global Organic Textile Standard

GOTS is a voluntary global standard for the entire post-harvest processing (including spinning, knitting, weaving, dyeing and manufacturing) of apparel and home textiles made with certified organic fibre (such as organic cotton and organic wool), and includes both environmental and social criteria



Organic Content Standard (OCS)

OCS is an international, voluntary standard that sets requirements for third-party certification of certified organic input and chain of custody. The goal of the OCS is to increase organic agriculture production



OEKO-TEX

OEKO-TEX consists of 18 independent institutes in Europe and Japan. Together we are continuously developing test methods and limit values for the textile and leather industry, we provide important boosts for innovation and thus make a significant contribution to the development of high-quality products



Global Recycle Standard (GRS)

GRS is an international, voluntary, full product standard that sets requirements for third-party certification of recycled content, chain of custody, social and environmental practices and chemical restrictions



Fairtrade Textile Standard

Fairtrade Textile Standard is one component of the greater Fairtrade Textile Programme to facilitate change in textile supply chains and related business practices. This comprehensive approach engages manufacturers and workers in the supply chain to bring about better wages and working conditions, and engages brands to commit to fair terms of trade



Better Cotton Initiative (BCI)

BCI is a global not-for-profit organisation and the largest cotton sustainability programme in the world. BCI exists to make global cotton production better for the people who produce it, better for the environment it grows in and better for the sector's future



US Cotton Trust Protocol

US Cotton Trust Protocol sets standard for more sustainably grown cotton. It brings quantifiable and verifiable goals and measurement to the issue of responsibly grown cotton production and drives continuous improvement in key sustainability metrics



Supima

The primary purpose of the program is to promote and protect the **SUPIMA®** trademark globally, while growing awareness and consumption of U.S.- Grown Pima Cotton



ISO Certified Compact Cotton Yarn Manufacturer



BUSINESS OVERVIEW

Jhalawar (India) Manufacturing Facility



Installed capacity of 150,000 spindles and 2,400 rotors with automated machinery, AI and IOT capabilities

- Manufactures high quality Compact Yarn (Count range 20 to 60) and Open End Yarn in Rajasthan and blended Yarn (high quality) with Count range 20 to 60 in Tamil Nadu
- Benefits of Jhalawar Plant:
 - i) Technology Upgradation Fund Scheme (TUF) interest subsidy :- 2% (available for 1,00,000 spindles units)
 - ii) State interest subsidy :- 6% + 3% i.e. 9 - 11% p.a., under the Rajasthan Investment Promotion Scheme
 - iii) Power benefits :- 100% electricity rebate
- Equipped with the most modern technology from Blow Room to Winding with plant operating at 95%+ capacity utilisation
- Manufacturing facilities over an area of 60 acres. Proximity of 5 km from city centre, 12 km from Jhalawar Airstrip and 2km from Railway Station.
- Plant and machinery sourced from Rieter (Switzerland), Electro-jet (Spain), LMW (India) And Schlafhorst (Germany)
- World Class Laboratory for Quality control using technology of Uster (Switzerland)
- Consistency in yarn quality monitored by Loepfe Brothers (Switzerland)
- Zero Effluents and Zero smoke manufacturing facility.
- 5MW Solar plant installed, providing low cost power.



Sohar (Oman) Manufacturing Facility



- Installed capacity of 150,000 spindles and 3,500 rotors at Project cost \$ 150 Mn. Manufacturing high quality, value-added, high margin compact cotton yarn
- First major Cotton Spinning Unit in GCC Region; will promote development of Textile cluster in Oman. Promote social and economic development.
- Allocated 27 hectares land by SFZ for a period of 25 years (renewable) for the Project; Power and water availability.
- Phase 1 operational; currently exporting to China, Bangladesh, Pakistan, Turkey, Egypt, Germany, Vietnam, Portugal, etc.
- Exclusive state of art infrastructure equipped with latest and most modern technology from Blow Room to Winding. World-class laboratory for quality control using technologies from Uster (Switzerland). Operations are built on lean manufacturing and Industry 4.0 practices, with automated machinery, artificial intelligence and IOT capabilities
- Technology from Suesen (Switzerland), Schlafhorst (Germany), Loepfe Brothers (Switzerland), Savio Machine (Italy) and LMW (India).
- Forward integration started by expanding into garment manufacturing.



Cotton Yarn Rotors Unit (Phase M1) in Oman was inaugurated by His Highness Sayyid Taimur Bin Assad Bin Tariq Al Said on December 13, 2018.



Cotton Yarn Spindles Unit (Phase M1) in Oman was inaugurated by His Excellency Sheikh Abdullah Bin Nasser Al Bakri, Minister of Manpower, Sultanate of Oman on Nov 2019

SOHAR FREE ZONE

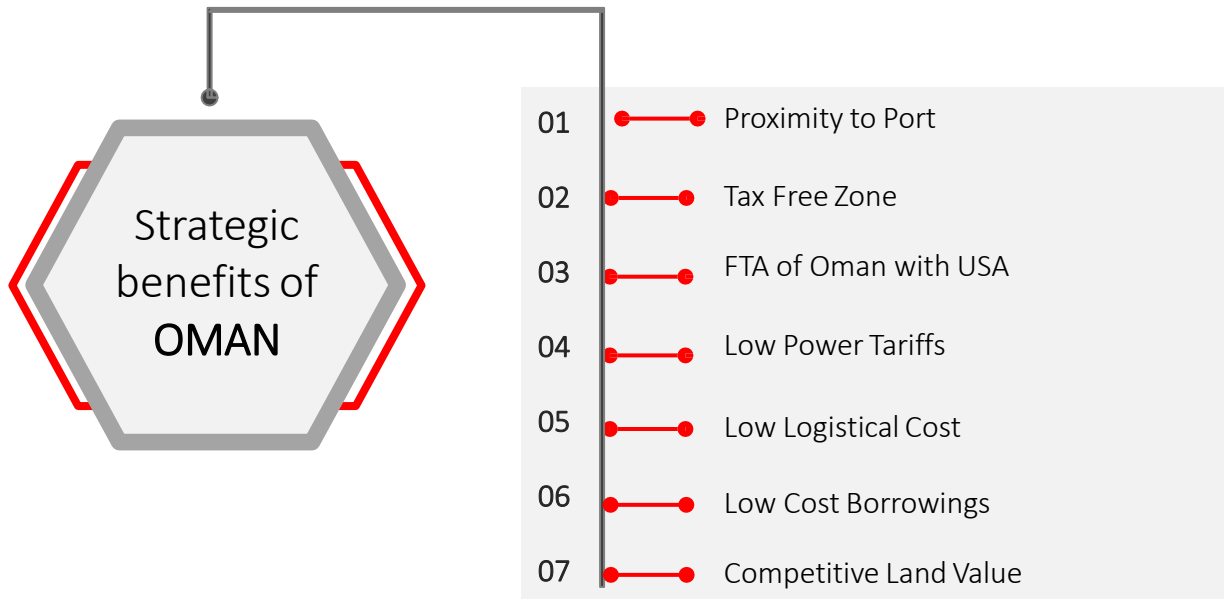
- Fastest growing and fully developed port, and free-zone developments in Oman
- 100% % foreign ownership, free repatriation of capital and profits
- 25-year corporate tax holiday
- Zero percent import or re-export duties
- Logistic efficiencies through excellent road, port and air connectivity
- Free Trade Agreements with countries like Pakistan, Turkey and USA
- Low power (40% lower than India) and cost of debt (4%)

Incentives & Subsidies



- ✓ Unit in Jhalawar, enjoys various benefits from Rajasthan Government including:
 - i) Technology Upgradation Fund Scheme (TUF) interest subsidy :- 2% (available for 1,00,000 spindles units)
 - ii) State interest subsidy :- 6% + 3% i.e. 9 - 11% p.a., under the Rajasthan Investment Promotion Scheme
 - iii) Power benefits :- 100% electricity rebate

- ✓ Unit in Oman enjoys various operational and logistic efficiencies & incentives including





India has around 50 million Spindles capacity out of which around 95% capacity is older than 5 years. Further, around 80% capacity is older than 10 years Whereas SVP Global yarn manufacturing capacities is one of the latest and the most technologically advanced on the block among its competitors



The state-of-art machinery with latest technology from Europe and India,
use Artificial Intelligence to manufacture Yarn of the highest quality at optimum operational efficiency



Spin Connect

Allows Controlling of every single machine from computer

Linkconer

CAP - Controls yarn layering without changing drum speed.

CAM – High precision metering reducing waste upto three times

Loepfe Clearer

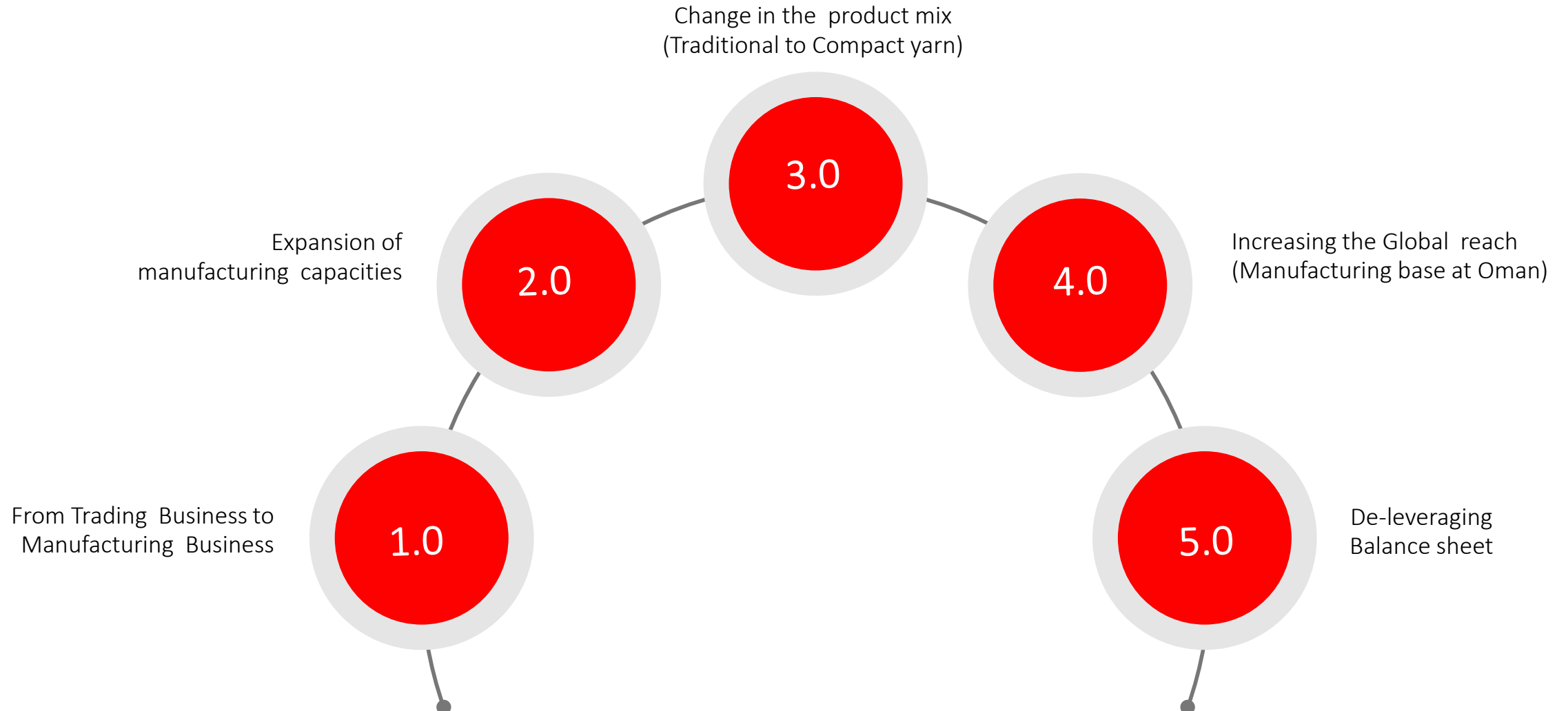
Lab Pack - Complete Monitoring for constant quality

Polypropylene Sensor – Provides maximum cleaning efficiency

Mill Master - Delivers online data in real time



STRATEGIC OVERVIEW



1.0 Transformation from trading to manufacturing business



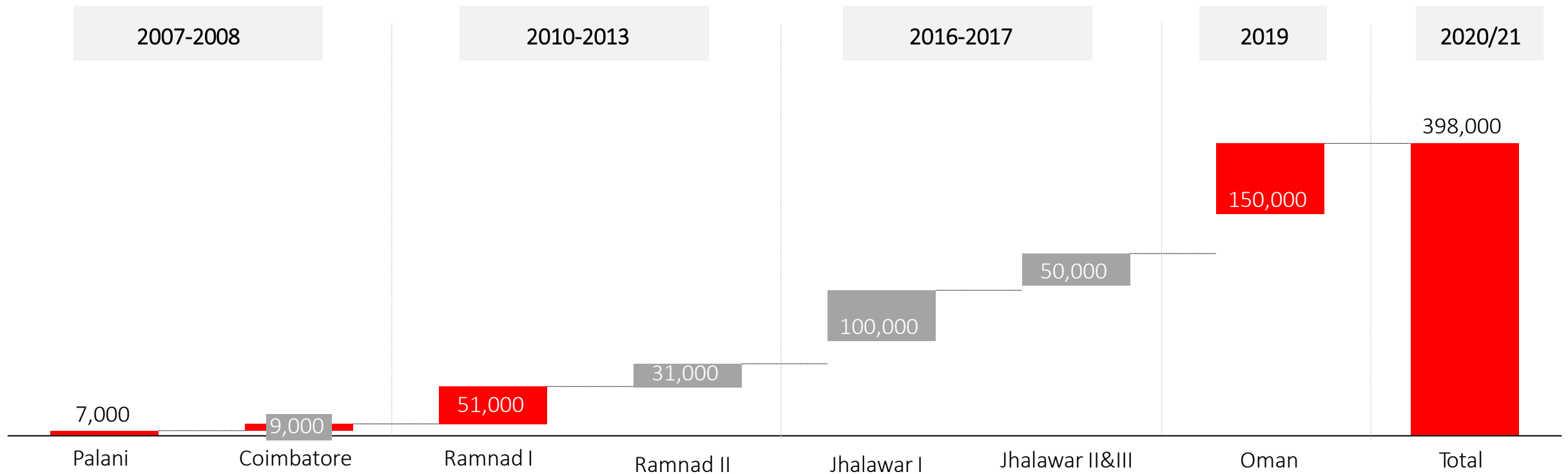
“Continued focus towards improving profitability with each expansion”



2.0 Expansion of Manufacturing capacities



Capacity Built-up over the years



~4,00,000 spindles

~5,900 rotors

Manufacturing Yarn from 6 to 100 Count

3.0 Change in the Product Mix – Foray into Compact Yarn



Foray into Compact & Specialised Yarn

Traditional Yarn

- Single Ring Yarn
- Double Ring Yarn
- Single Open-End Yarn
- Double Open-End Yarn



Compact & Specialised Yarns

- Organic Cotton Yarn
- Fair trade Certified Cotton Yarn
- Long Staple Cotton Yarns/Pima Cotton Yarns
- Bamboo/Cotton Yarns
- Compact Yarn
- Contamination Free Yarn
- Reverse Twist Yarns
- Recycled Cotton Yarn
- Slub Yarns

Compact Yarn advantage

Smoother yarn with higher lustre

40-50% improvement in abrasion fastness

20-30% lower hairiness as measured by the Ster apparatus

60% lower hairiness as measured by the Zweigle apparatus

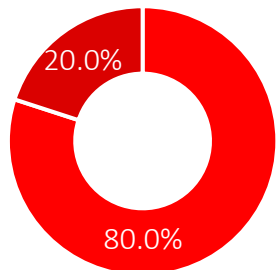
8-15% higher tenacity and elongation at break

Smaller mass irregularity

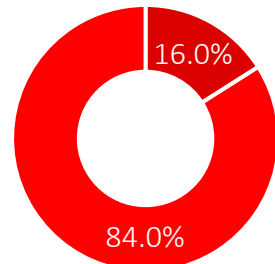
~8% increase in production

Revenue Mix (%)

FY 2016



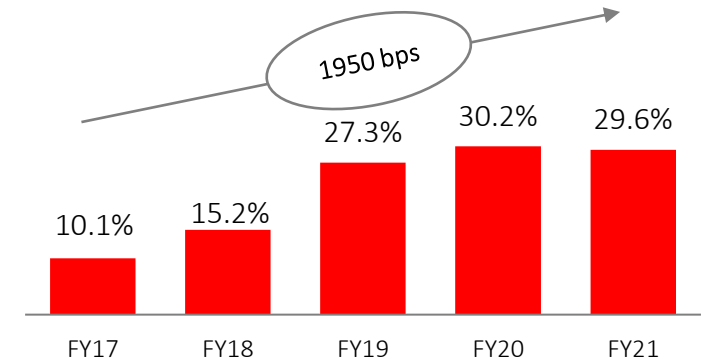
FY 2021



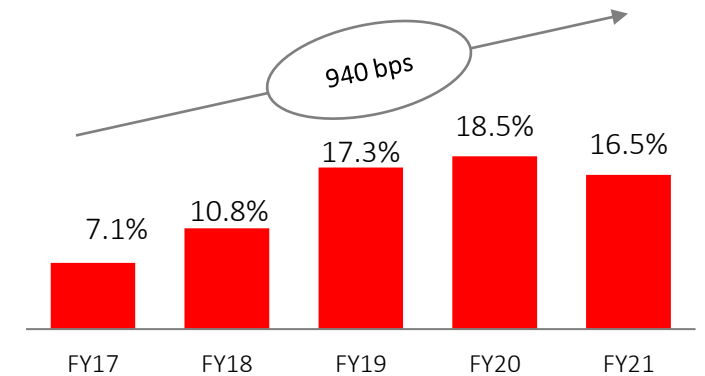
- Traditional yarn
- Compact yarn

Spinning mills with exclusive Automation & Technology

Gross Margin



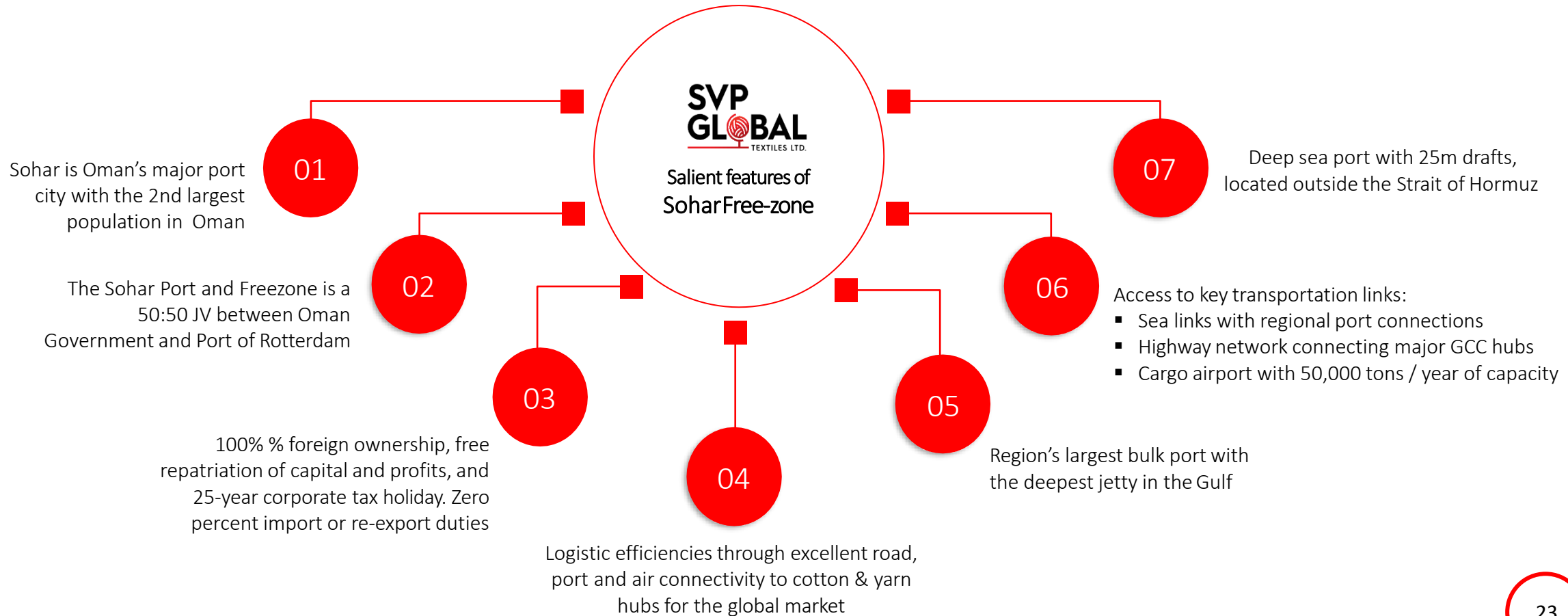
EBITDA Margin



4.0: Expanding Reach – Strategic decision to expand Exports



Sohar is one of the fastest growing Port and Freezone developments in Oman, with a **strategic location and connections to Asia, Europe and the Americas**




5.0 De-leveraging Balance sheet



Hive off Non Core Assets

- Gradually hive off the non-core assets with old technology and invest into technologically advanced machines for producing high quality compact cotton yarn
- Add new customers and expand geographies for domestic as well as exports of high compact yarn



Reduce Debt

- Monetise the non-core asset and re-invest into high return accretive products and business
- Technological advancement leading higher operational efficiencies and release of working capital



Expand into Garmenting

- Plans of entering into garmenting sector and focus on high margin business
- Forward integration into garmenting with expertise in Yarn manufacturing
- Leveraging the existing capabilities to foray into garmenting business

Release of Working Capital & Monetization of Old Assets

Focus on debt reduction through efficient working capital management & higher asset turns

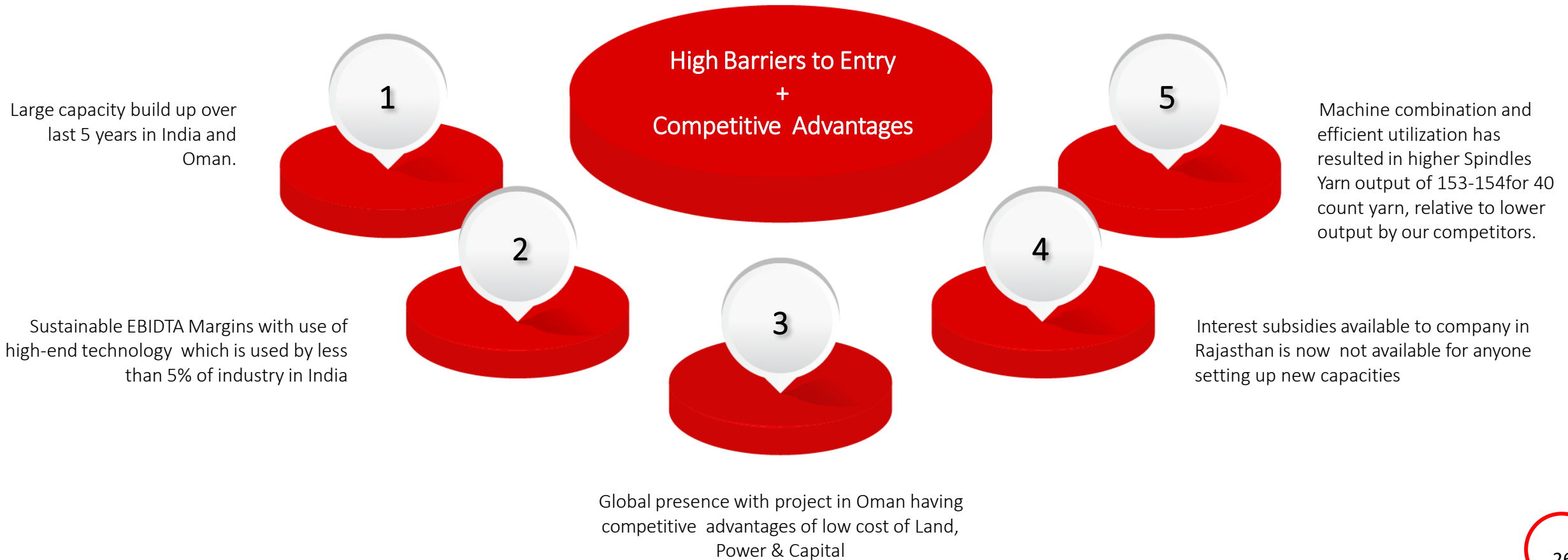
Becoming an Integrated Textile Garment Manufacturer

Strategic Future Outlook



Growth Ready	<ul style="list-style-type: none">• One of leading manufacturer of compact cotton yarn with aggregate capacity of 400,000 Spindles and 5,900 Rotors.• Further, 150,000 Spindles and 3,500 Rotors capacity proposed in Oman.• State of the art textile units using latest technology for better operational efficiency and throughput.• Strategic location in various geographies for better access to regional and global markets.
Value added products to drive growth	<ul style="list-style-type: none">• Compact yarn facilities to boost exports, yield higher realization and alter product mix in favour of higher margin business.• Strategy to focus on value added products and exports to drive strong topline growth and lead to a steady and improved margin profile in the long term.
Various incentives to boost profitability	<ul style="list-style-type: none">• Company enjoys customized incentives received from the Rajasthan Government which includes power tariff reductions which along with premium products, lower wastage, and higher operating efficiency significantly boosts the profitability.• Unit in Oman enjoys various operational and logistic efficiencies including land availability, lower power costs, port infrastructure and accessibility, FTAs, low cost of capital, tax exemptions
Favourable Industry Dynamics	<ul style="list-style-type: none">• India has world's 2nd largest spinning capacity and 30-35% of cotton yarn production is exported with exports having grown at a strong 15% CAGR over last 4 years.
Foray into Technical Textiles	<ul style="list-style-type: none">• Becoming fully integrated Textile co. from fibre to fashion with forward integration into fabric, garments and Technical textiles

High Entry Barriers & Competitive Advantage



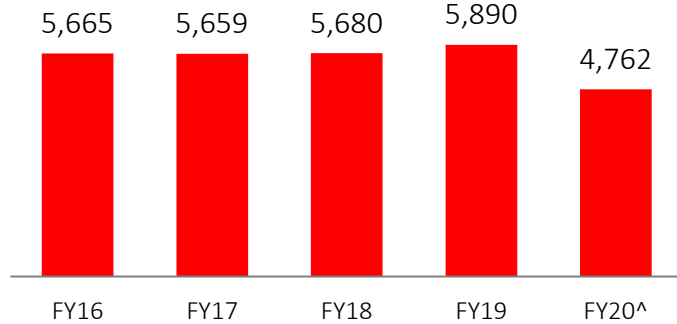


Industry Overview

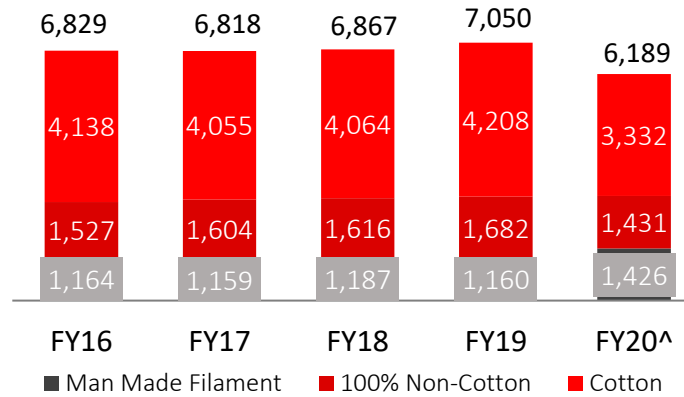
Indian Yarn Industry



Cotton Yarn Production in India (Mn kgs)



Segment-wise Yarn Production in FY20 (Mn Square Meter)

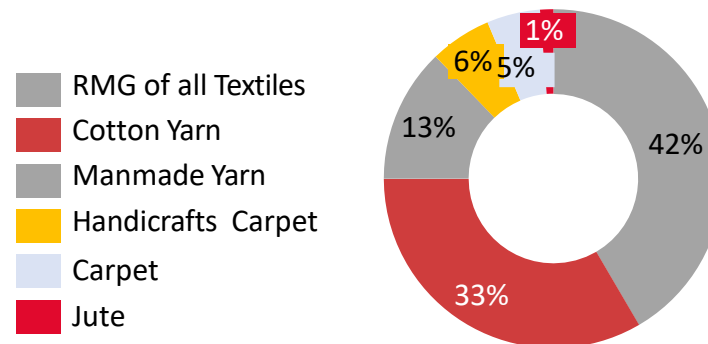


- Production of yarn grew to 5,890 million kgs in FY19 from 5,665 million kgs in FY16.
- Cotton yarn, a major segment in FY20^, accounted for more than 54% share in yarn production. Over the past 5 years, Indian cotton yarn production has risen steadily. The growth in production is largely driven by increasing export volumes and steady domestic consumption.
- The size of India's textile market as of November 2017 was around US\$ 150 billion, which is expected to touch US\$ 223 billion market by 2021, growing at a CAGR of 10.14% between 2009 to 2021.
- New Govt. scheme Remission of Duties and Taxes on Exported Products (RoDTEP) will give additional benefit of 3.8% on your FOB value of exports.

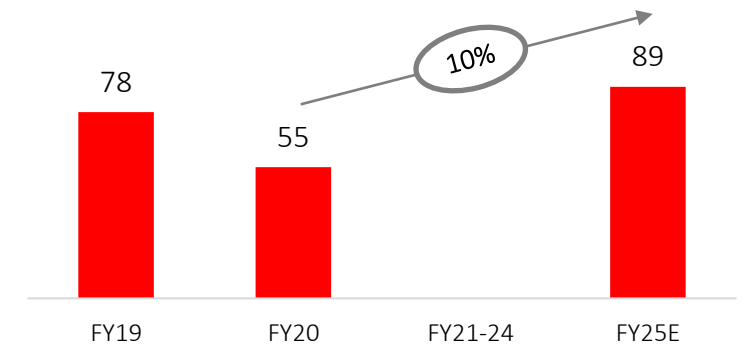
Textile Commodities Export in India*

Commodities	Value (US\$ Mn)
RMG of all Textiles	1349.13
Cotton Yarn	947.58
Manmade Yarn	411.97
Handicrafts	179.27
Carpet	136.21
Jute Mfg	42.00

Share of Indian Textile in Export*



Indian Apparel Market



Source: IBEF (Indian Brand Equity Foundation), Care rating Industry Report, Texprocil council, and Ministry of Textiles, TSSIndia.

* Upto Feb 2021

^Provisional

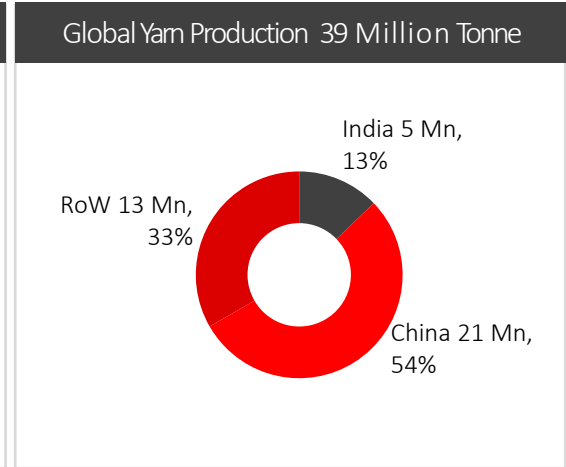
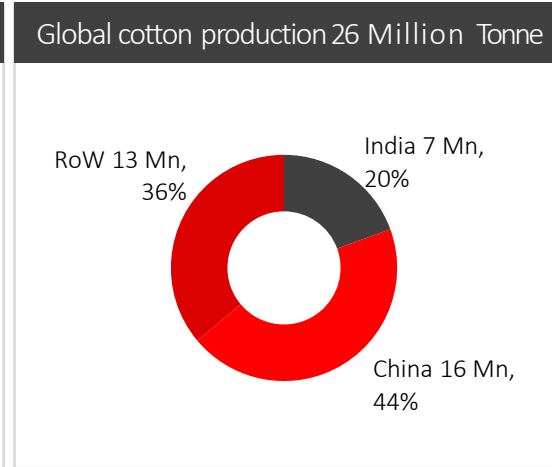
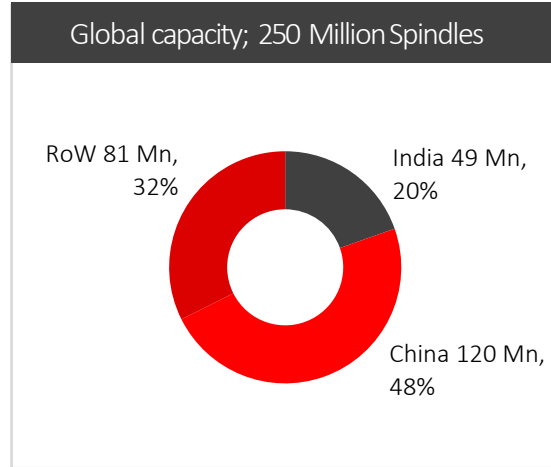
Global Yarn Industry



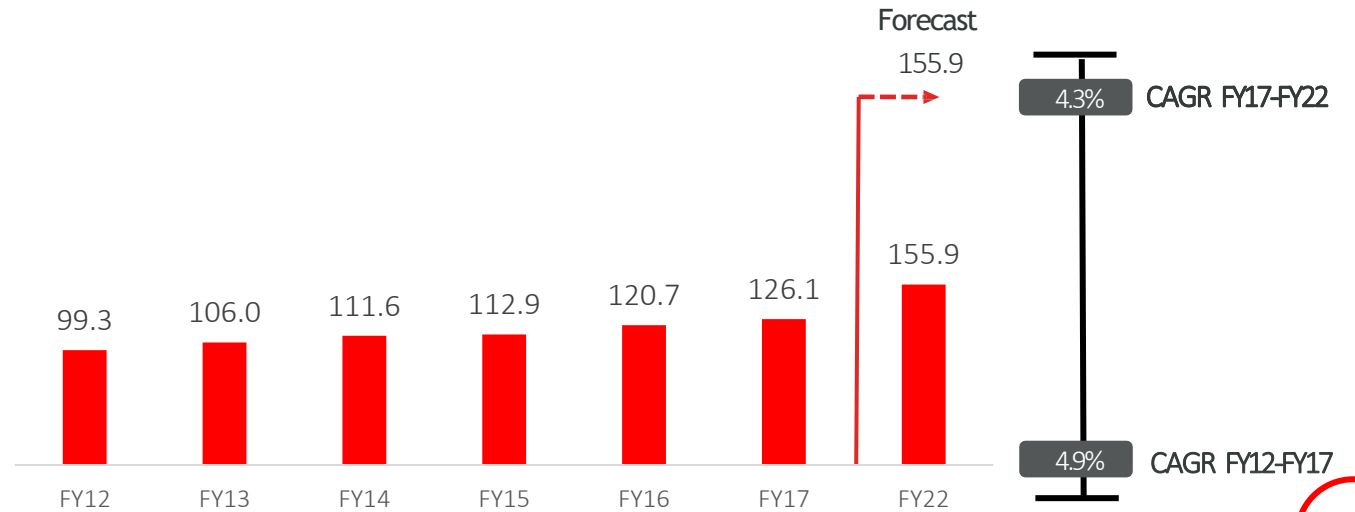
- The Global market for textile fibre is projected to reach 124.6 million tons by 2022, driven by the development and launch of innovative blends of textile fibers & yarns, expanding applications and rising demand in emerging countries.
- China & India are the largest Cotton yarn producers in the World.

Indian's share of Global Textile market will increase as:

- China + 1 Strategy firming up
- Indian Government's thrust on Aatmanirbhar Bharat & being 'Vocal for Local'.
- Economies of scales & incentives by government to boost margins & allow to compete worldwide



Global Yarn Market USD billion. FY12 to FY22


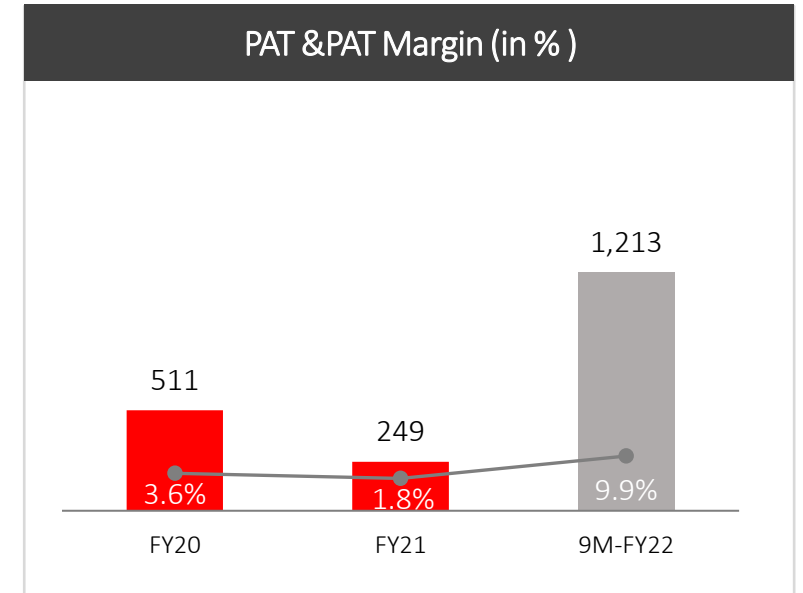
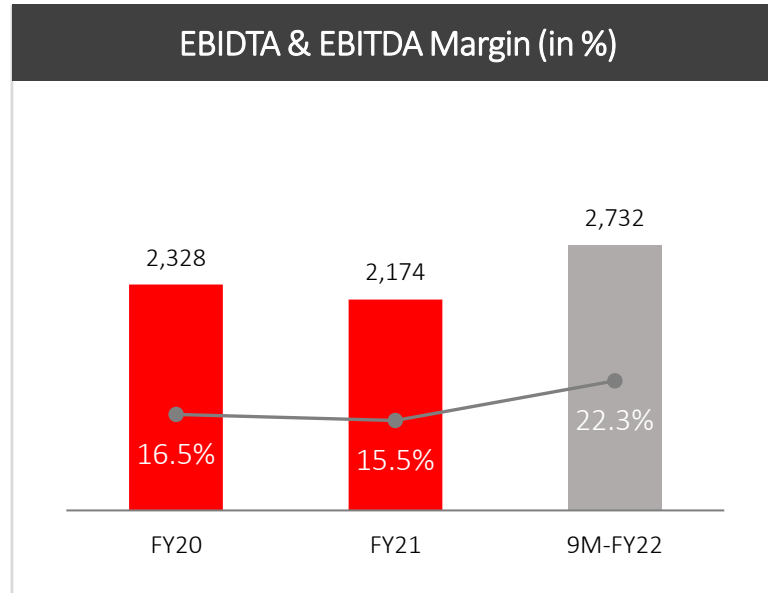
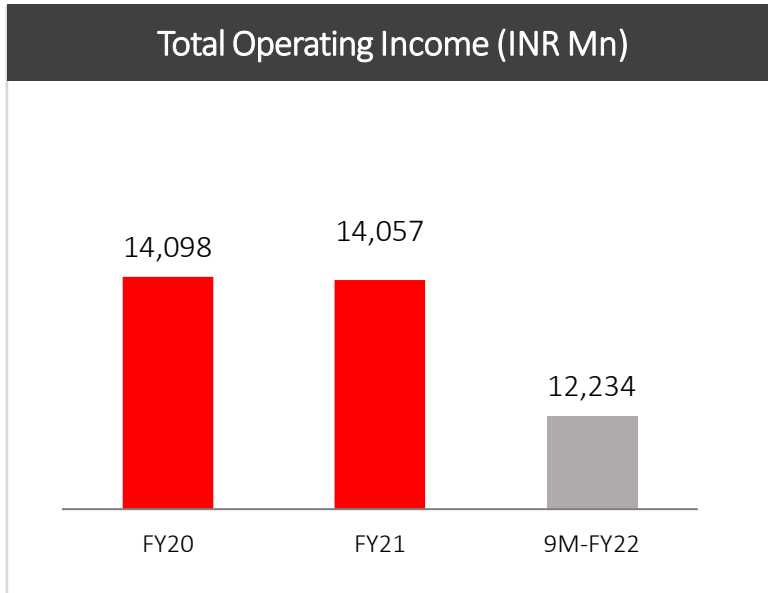


Source: WTO, International Textile Outlook, Fiber organ and Internal Studies, Vardhman Textile.



Financial Overview

FY21 Financial Highlights



Historical Consolidated Financial Performance



INCOME STATEMENT (INR Mn)	FY19	FY20	FY21	9M-FY22
Operating Income	13,486	13,555	12,625	11,930
Other Operating Income	441	543	1,432	304
Total Operating Income	13,927	14,098	14,057	12,234
Operating Expenses	11,856	11,770	11,883	9,502
EBITDA	2,071	2,328	2,174	2,732
EBITDA Margins (%)	14.87%	16.51%	15.47%	22.33%
Finance Cost	1,368	1,292	1,251	938
Depreciation	609	847	840	640
Other Income	413	339	167	59
Profit Before Tax	507	528	250	1,213
Tax	45	17	1	-
Profit After Tax	462	511	249	1,213
PAT Margins (%)	3.32%	3.62%	1.77%	9.91%
Other Comprehensive Income	4	10	2	-
Total Comprehensive Income	466	521	251	1,213
Basic EPS (INR)	36.81	41.19	1.98	9.59

Historical Consolidated Balance Sheet

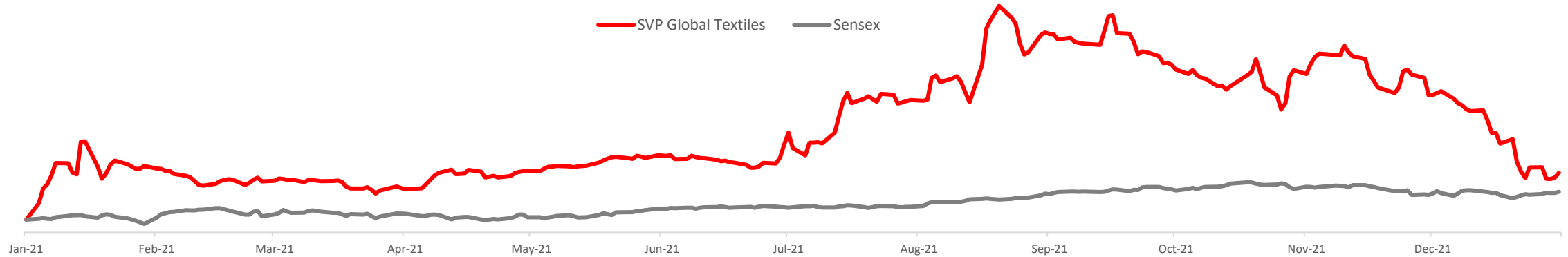


Particulars (INR Mn)	FY20	FY21	H1-FY22
Non-Current Assets	21,660	23,440	23,784
Property, plant and equipment	11,042	9,407	8,977
Capital work-in-progress	6,658	7,924	8,721
Goodwill	3,903	5,094	5,084
Other intangible assets	1	863	849
Financial assets			
(i) Investments	57	153	153
(ii) Loans	-	-	-
Other non-current assets	-	-	-
Current Assets	17,112	15,237	15,643
Inventories	4,252	3,148	3,296
Financial assets			
(i) Trade receivables	7,263	5,533	4,912
(ii) Cash & Bank Balances	1,275	217	207
(ii) Loans, Deposits & Advances	-	-	7,229
Other current assets	4,322	6,339	-
Total Assets	38,772	38,677	39,427

Particulars (INR Mn)	FY20	FY21	H1-FY22
Equity	10,756	12,482	13,121
Equity share capital	127	127	127
Other equity	8,393	9,558	10,138
Non controlling interest	2,237	2,797	2,856
Non-Current Liabilities	17,406	16,834	17,372
Financial liabilities			
(i) Borrowings	17,350	16,775	17,312
Provisions	21	24	25
Deferred tax liabilities (net)	35	35	35
Current liabilities	10,610	9,361	8,934
Financial liabilities			
(i) Borrowings	6,775	6,585	6,298
(ii) Trade payables	2,910	773	1,219
Other current liabilities	922	1,819	1,077
Provisions	2	183	340
Total Equity & Liabilities	38,772	38,677	39,427



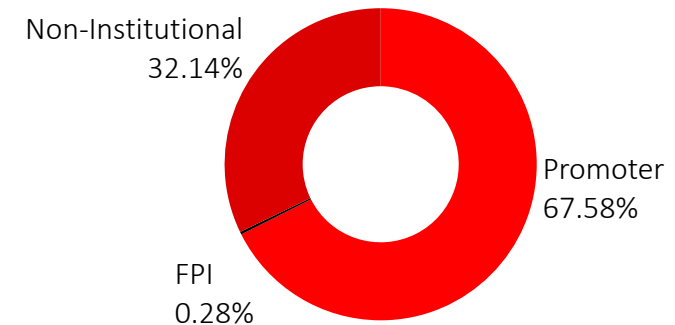
1 Year Stock Performance (Up to 31st December, 2021)



Price Data (31st December, 2021)

Current Market Price (INR)	75.7
52 Week H/L (INR)	164.8/62.1
Market Cap (INR Mn)	9,568.48
Equity Shares Outstanding (Mn)	126.4
1 Year Avg. trading volume ('000)	524.62

Shareholding Pattern (31st December, 2021)





No representation or warranty, express or implied, is made as to, and no reliance should be placed on, the fairness, accuracy, completeness or correctness of the information or opinions contained in this presentation. Such information and opinions are in all events not current after the date of this presentation. Certain statements made in this presentation may not be based on historical information or facts and may be "forward looking statements" based on the currently held beliefs and assumptions of the management of SVP Global Textiles Limited ("Company" or "SVP"), which are expressed in good faith and in their opinion reasonable, including those relating to the Company's general business plans and strategy, its future financial condition and growth prospects and future developments in its industry and its competitive and regulatory environment.

Forward-looking statements involve known and unknown risks, uncertainties and other factors, which may cause the actual results, financial condition, performance or achievements of the Company or industry results to differ materially from the results, financial condition, performance or achievements expressed or implied by such forward-looking statements, including future changes or developments in the Company's business, its competitive environment and political, economic, legal and social conditions. Further, past performance is not necessarily indicative of future results. Given these risks, uncertainties and other factors, viewers of this presentation are cautioned not to place undue reliance on these forward-looking statements. The Company disclaims any obligation to update these forward-looking statements to reflect future events or developments.

This presentation is for general information purposes only, without regard to any specific objectives, financial situations or informational needs of any particular person. This presentation does not constitute an offer or invitation to purchase or subscribe for any securities in any jurisdiction, including the United States. No part of it should form the basis of or be relied upon in connection with any investment decision or any contract or commitment to purchase or subscribe for any securities. None of our securities may be offered or sold in the United States, without registration under the U.S. Securities Act of 1933, as amended, or pursuant to an exemption from registration there from.

This presentation is confidential and may not be copied or disseminated, in whole or in part, and in any manner.

Valorem Advisors Disclaimer:

Valorem Advisors is an Independent Investor Relations Management Service company. This Presentation has been prepared by Valorem Advisors based on information and data which the Company considers reliable, but Valorem Advisors and the Company makes no representation or warranty, express or implied, whatsoever, and no reliance shall be placed on, the truth, accuracy, completeness, fairness and reasonableness of the contents of this Presentation. This Presentation may not be all inclusive and may not contain all of the information that you may consider material. Any liability in respect of the contents of, or any omission from, this Presentation is expressly excluded. Valorem Advisors also hereby certifies that the directors or employees of Valorem Advisors do not own any stock in personal or company capacity of the Company under review.

For further information please contact our Investor Relations Representatives:



Valorem Advisors
Mr. Anuj Sonpal, CEO
Tel: +91-22-49039500
Email: svp@valoremadvisors.com

The background of the image consists of numerous rolls of white paper, likely paper towels, stacked together. The rolls are arranged in a somewhat regular pattern, with their circular ends facing the viewer. The lighting is soft, highlighting the texture of the paper. At the bottom of the image, there is a solid red horizontal bar. On the right side of this bar, there are three vertical white stripes of varying widths. The text "Thank You" is centered on the red bar in a white, sans-serif font.

Thank You