



SATHAVAHANA ISPAT LIMITED

Regd. Office: 314, Sri Rama Krishna Towers, Nagarjuna Nagar, Hyderabad - 500 073

CIN : L27109TG1989PLC010654

UNAUDITED FINANCIAL RESULTS FOR THE QUARTER AND NINE MONTHS ENDED 31ST DECEMBER 2014

PART I

PARTICULARS	Quarter ended			Nine months ended		(Rs. in Lakhs)
	31.12.2014	30.09.2014	31.12.2013	31.12.2014	31.12.2013	Previous year ended
	(Unaudited)	(Unaudited)	(Unaudited)	(Unaudited)	(Unaudited)	31.03.2014
1 Income from operations						(Audited)
(a) Net Sales / Income from operations (net of excise duty)	27083.18	27432.84	23041.20	77184.86	76378.57	93806.96
(b) Other Operating Income	0.02	0.01	0.00	0.06	0.02	0.07
Total Income from operations (net)	27083.20	27432.85	23041.20	77184.92	76378.59	93807.03
2 Expenses						
a) Cost of Materials consumed	16407.55	15426.58	17422.57	46654.66	49111.91	67409.82
b) Purchase of stock-in-trade	5664.85	6150.11	0.00	11814.96	7290.27	7290.27
c) Changes in inventories of finished goods, work-in-progress and stock-in-trade.	(34.05)	179.07	1720.80	3702.54	9093.93	5353.07
d) Employee benefits expense	579.30	598.90	470.20	1661.17	1302.68	1614.90
e) Depreciation and amortisation expense	590.25	634.45	473.79	1872.80	1725.94	2317.51
f) Foreign exchange fluctuations (other than considered as finance cost)	867.51	763.25	0.00	1871.85	6024.05	3563.91
g) Other expenses	1391.87	1479.03	1530.65	4036.92	3978.91	5561.64
h) Total expenses	25467.28	25231.39	21618.01	71614.90	78527.69	93311.12
3 Profit / (Loss) from Operations before Other Income, finance costs & Exceptional Items (1-2)	1615.92	2201.46	1423.19	5570.02	(2149.10)	495.91
4 Other income	115.59	98.97	1722.37	399.44	954.19	884.76
5 Profit / (Loss) from ordinary activities before finance costs and exceptional items (3+4)	1731.51	2300.43	3145.56	5969.46	(1194.91)	1380.67
6 Finance costs:						
a) Interest and other borrowing costs	1147.45	1126.18	1493.06	3405.77	4055.79	5040.59
b) Net loss on foreign currency transaction and translation	66.50	287.71	649.95	355.35	1666.15	1780.64
7 Profit / (Loss) from ordinary activities after finance costs but before Exceptional Items (5-6)	517.56	886.54	1002.55	2208.34	(6916.85)	(5440.56)
8 Exceptional items	0.00	0.00	0.00	0.00	0.00	0.00
9 Profit / (Loss) from Ordinary activities before tax (7+8)	517.56	886.54	1002.55	2208.34	(6916.85)	(5440.56)
10 Tax expense	53.61	43.76	131.70	125.93	(2.17)	362.11
11 Net Profit / (Loss) from Ordinary activities after Tax (9-10)	463.95	842.78	870.85	2082.41	(6914.68)	(5802.67)
12 Extraordinary items (net of tax expense Rs.Nil)	0.00	0.00	0.00	0.00	0.00	0.00
13 Net Profit / (Loss) for the period/ year (11-12)	463.95	842.78	870.85	2082.41	(6914.68)	(5802.67)
14 Paid-up equity share capital (Face value of the share Rs.10/- each)	5090.00	5090.00	3840.00	5090.00	3840.00	5090.00
15 Reserve excluding Revaluation Reserves as per balance sheet of previous accounting year	--	--	--	--	--	12774.71
16 Earnings / (Loss) Per Share before extraordinary items of Rs.10/- each (not annualised) in Rs.						
(a) Basic	0.91	1.66	2.26	4.09	(18.01)	(14.50)
(b) Diluted	0.91	1.66	2.26	4.09	(18.01)	(14.50)
17 Earnings / (Loss) Per Share after extraordinary items of Rs.10/- each (not annualised) in Rs.						
(a) Basic	0.91	1.66	2.26	4.09	(18.01)	(14.50)
(b) Diluted	0.91	1.66	2.26	4.09	(18.01)	(14.50)
Please see accompanying notes to the financial results						

PART II : Select information for the quarter / nine months ended 31st December 2014

A	PARTICULARS OF SHAREHOLDING:						
1	Public Shareholding:						
	- Number of shares	32089910	32089910	22109910	32089910	22109910	32089910
	- percentage of shareholding	63.05	63.05	57.58	63.05	57.58	63.05
2	Promoters and promoter group Shareholding:						
a)	Pledged / Encumbered :						
	- Number of Shares	--	--	--	--	--	--
	- Percentage of shares (as a % of the total shareholding of promoter and promoter group)	--	--	--	--	--	--
	- Percentage of shares (as a % of the total share capital of the Company)	--	--	--	--	--	--
b)	Non-encumbered:						
	- Number of Shares	18810090	18810090	16290090	18810090	16290090	18810090
	- Percentage of shares (as a % of the total shareholding of promoter and promoter group)	100.00	100.00	100.00	100.00	100.00	100.00
	- Percentage of shares (as a % of the total share capital of the Company)	36.95	36.95	42.42	36.95	42.42	36.95


INVESTOR COMPLAINTS:		Quarter ended				
Particulars		31.12.2014				
Pending at the beginning of the quarter		0				
Received during the quarter		3				
Disposed during the quarter		1				
Remaining unresolved at the end of the quarter		2				
SEGMENT REPORTING:						
(Rs. In lakhs)						
PARTICULARS	Quarter ended			Nine months ended		Previous year ended
	31.12.2014	30.09.2014	31.12.2013	31.12.2014	31.12.2013	31.03.2014
	(Unaudited)	(Unaudited)	(Unaudited)	(Unaudited)	(Unaudited)	(Audited)
1 Segment Revenue:						
(a) Pig Iron	11471.24	10023.29	7026.16	31151.22	23493.08	31938.62
(b) Metallurgical Coke with Co-generation Power	20980.83	21967.74	20926.14	61721.84	66713.65	80717.75
Total	32452.07	31991.03	27952.30	92873.06	90206.73	112656.37
Less: Inter /Intra Segment Revenue	5368.87	4558.18	4911.10	15688.14	13828.14	18849.34
Net Sales / Income from Operations	27083.20	27432.85	23041.20	77184.92	76378.59	93807.03
2 Segment Results (Profit / (Loss) before Tax and interest:						
(a) Pig Iron	547.75	468.71	(552.72)	1043.42	(3651.12)	(2692.30)
(b) Metallurgical Coke with Co-generation Power	1448.80	1103.33	2761.52	4682.42	233.80	1803.54
Total	1996.55	1572.04	2208.80	5725.84	(3417.32)	(788.76)
Less: (i) Interest (net)	796.12	836.44	783.95	2529.09	2335.15	3118.16
(ii) Other Un-allocable Expenditure (net)	682.87	(150.94)	422.30	988.41	1164.38	1533.64
Total Profit / (Loss) before Tax	517.56	886.54	1002.55	2208.34	(6916.85)	(5440.56)
3 Capital Employed (Segment assets - Segment liabilities)						
(a) Pig Iron	15064.64	14833.58	5824.65	15064.64	5824.65	9110.03
(b) Metallurgical Coke with Co-generation Power	6853.96	6584.20	6354.62	6853.96	6354.62	9900.73
(c) Unallocated	313.74	297.00	6633.31	313.74	6633.31	1247.67
Total	22232.34	21714.78	18812.58	22232.34	18812.58	20258.43

NOTES:

- Company's business consists of two Reportable segments viz., Pig Iron and Metallurgical Coke with Co-generation Power.
- The above financial results for the quarter / nine months ended 31st December 2014 were reviewed by the Audit Committee and approved and taken on record at the meeting of the Board of Directors held on 12th February 2015.
- The above financial results for the quarter / nine months ended 31st December 2014 were subjected to 'Limited Review' by the statutory Auditors of the company.
- The integrated project other than fittings line is under trial runs and expected to commence commercial operations soon.
- Pursuant to provisions of Companies Act, 2013 ("the Act"), effective from 01.04.2014, the Company has provided depreciation as per the provisions of Part 'B' or 'C' of Schedule II of the Act as applicable. Consequently depreciation for the quarter ended 31st December, 2014 is lower by Rs.11.81 lakhs and higher by Rs.82.53 lakhs for nine months ended 31st December 2014. Depreciation of Rs.161.99 Lakhs (net of deferred tax) on account of assets whose useful life has already exhausted as on 1st April, 2014 has been adjusted to Retained Earnings.
- The figures have been regrouped / rearranged wherever necessary so as to conform to the earlier nine months ended results.

*This is the statement referred to in our
Limited Review Report dated 12/02/2015*

N. K. Rao



For and on behalf of Board of Directors
SATHAVAHANA SPAT LIMITED

N. K. Rao
(NARESH KUMARA)
MANAGING DIRECTOR

Place: Hyderabad,
Date : 12.02.2015



P.V.R.K. Nageswara Rao & Co.,
Chartered Accountants

LIMITED REVIEW REPORT


TO
THE BOARD OF DIRECTORS OF
SATHAVAHANA ISPAT LIMITED


We have reviewed the accompanying statement of unaudited financial results of **SATHAVAHANA ISPAT LIMITED** for the quarter and nine months ended **31st December, 2014** except for the disclosures regarding 'Public Shareholding' and 'Promoter and Promoter Group Shareholding' which have been traced from disclosures made by the management and have not been audited by us. This statement is the responsibility of the Company's Management and has been approved by the Board of Directors / Committee of Board of Directors. Our responsibility is to issue a report on these financial statements based on our review.

We conducted our review in accordance with the Standard on Review Engagements (SRE) 2410, "Review of Interim Financial Information Performed by the Independent Auditor of the Entity" issued by the Institute of Chartered Accountants of India. This standard requires that we plan and perform the review to obtain moderate assurance as to whether the financial statements are free of material misstatement. A review is limited primarily to inquiries of company personnel and analytical procedures applied to financial data and thus provide less assurance than an audit. We have not performed an audit and accordingly, we do not express an audit opinion.

Based on our review conducted as above, nothing has come to our attention that causes us to believe that the accompanying statement of unaudited financial results prepared in accordance with the accounting standards issued under the Companies (Accounting Standard) Rules, 2006 which continue to apply as per Section 133 of the Companies Act, 2013, read with Rule 7 of the Companies (Accounts) Rules, 2014, and other recognised accounting practices and policies has not disclosed the information required to be disclosed in terms of Clause 41 of the Listing Agreement including the manner in which it is to be disclosed, or that it contains any material misstatement.

For P.V.R.K. NAGESWARA RAO & Co.,
Chartered Accountants
Firm's Registration Number: 0022835


N. ANKA RAO
Partner
Membership Number: 23939



HYDERABAD
12.02.2015