

# K.G. SOMANI & CO.

Chartered Accountants

Off. : 011-23252225

011-23277677

Fax : 011-23260086

3/15, Asaf Ali Road, New Delhi-110002

E-mail : kgsomani@kgsomani.com

www.kgsomani.com

## Limited Review Report for the quarter ended September 30, 2015

To

The Board of Directors

PTC India Limited

2<sup>nd</sup> Floor, NBCC Tower

15-Bhikaji Cama Place

New Delhi - 110066

We have reviewed the accompanying statement of un-audited financial results of **PTC India Limited** for the quarter ended 30<sup>th</sup> September, 2015 *except for the disclosures regarding 'Public Shareholding' and 'Promoter and Promoter Group Shareholding' which have been traced from disclosures made by the management and have not been audited by us.* This statement is the responsibility of Company's Management and has been approved by Board of Directors. Our responsibility is to issue a report on this financial statement based on our review.

We conducted our review in accordance with the Standard on Review Engagement (SRE) 2400, *Engagements to Review Financial Statements Issued by Institute of Chartered Accountants of India.* The Standard requires that we plan and perform the review to obtain moderate assurance as to whether the financial statements are free of material misstatement. A review is limited primarily to inquiries of company personnel and analytical procedures applied to financial data and thus provide less assurance than an audit. We have not performed an audit and accordingly, we do not express an audit opinion.

Based on our review conducted as above, nothing has come to our attention that cause us to believe that the accompanying statement of un-audited financial results prepared in accordance with applicable accounting standards and other recognized accounting practices and policies has not disclosed the information required to be disclosed in terms of clause 41 of the Listing Agreement including the manner in which it is to be disclosed, or that it contains any material misstatement.

For K.G.Somani & Co.

Chartered Accountants

Firm Regn. No. 006591N



(Bhuvnesh Maheshwari)

Partner

M.No. 088155

Place: New Delhi

Date: 03.11.2015

# PTC INDIA LIMITED

Registered Office: 2nd Floor, NBCC Tower, 15 Bhikaji Cama Place New Delhi - 110 066 (CIN : L40105DL1999PLC099328)

Tel: 011- 41659500, 41595100, 46484200, Fax: 011-41659144, E-mail: info@ptcindia.com Website: www.ptcindia.com


STATEMENT OF STANDALONE FINANCIAL RESULTS FOR THE QUARTER AND HALF YEAR ENDED SEPTEMBER 30, 2015

Part I

(Figures in ₹ Lacs, unless otherwise indicated)

S. No.	Particulars	Quarter ended			Half year ended		Year ended
		30.09.2015	30.06.2015	30.09.2014	30.09.2015	30.09.2014	31.03.2015
		(Un-audited)	(Un-audited)	(Un-audited)	(Un-audited)	(Un-audited)	(Audited)
<b>1</b>	<b>Income from operations</b>						
a	Income from operations (Refer Note No. 6)	3,47,991	3,29,324	4,19,332	6,77,315	7,88,237	13,02,025
b	Other operating income (Refer Note No. 8)	4,108	294	1,897	4,407	1,946	6,140
	<b>Total income from operation</b>	<b>3,52,099</b>	<b>3,29,618</b>	<b>4,21,229</b>	<b>6,81,717</b>	<b>7,90,183</b>	<b>13,08,165</b>
<b>2</b>	<b>Expenses</b>						
a	Purchases (Refer Note No. 6)	3,41,142	3,22,441	4,11,741	6,63,583	7,73,884	12,75,903
b	Other operating expenses (Refer Note No. 8)	1,585	-	-	1,585	-	332
c	Employee benefit expenses	675	576	535	1,251	969	1,988
d	Depreciation and amortization expenses	87	86	105	173	202	416
e	Other expenses	538	624	714	1,162	1,321	2,851
	<b>Total expenses</b>	<b>3,44,027</b>	<b>3,23,727</b>	<b>4,13,095</b>	<b>6,67,754</b>	<b>7,76,376</b>	<b>12,81,490</b>
<b>3</b>	<b>Profit from operations before other income, finance costs and exceptional items (1-2)</b>	<b>8,072</b>	<b>5,891</b>	<b>8,134</b>	<b>13,963</b>	<b>13,807</b>	<b>26,675</b>
<b>4</b>	Other income (Refer Note No. 9)	4,889	1,139	4,417	6,028	5,334	6,771
<b>5</b>	<b>Profit from ordinary activities before finance costs and exceptional items (3+4)</b>	<b>12,961</b>	<b>7,030</b>	<b>12,551</b>	<b>19,991</b>	<b>19,141</b>	<b>33,446</b>
<b>6</b>	Finance costs	34	13	31	47	38	96
<b>7</b>	<b>Profit from ordinary activities after finance costs but before exceptional items (5-6)</b>	<b>12,927</b>	<b>7,017</b>	<b>12,520</b>	<b>19,944</b>	<b>19,103</b>	<b>33,350</b>
<b>8</b>	Exceptional items						
	-Excess provision written back	652	-	-	652	-	77
	-Loss on sale of long term investment	(652)	-	-	(652)	-	-
	-Provision for diminution in value of long term investment	-	-	-	-	-	(3,321)
	-Profit / (Loss) on sale of fixed assets	-	1	-	1	-	(3)
<b>9</b>	<b>Profit from ordinary activities before prior period and tax (7+8)</b>	<b>12,927</b>	<b>7,018</b>	<b>12,520</b>	<b>19,945</b>	<b>19,103</b>	<b>30,103</b>
<b>10</b>	Prior period adjustments	-	-	(35)	-	(33)	(28)
<b>11</b>	<b>Profit from ordinary activities before tax (9-10)</b>	<b>12,927</b>	<b>7,018</b>	<b>12,555</b>	<b>19,945</b>	<b>19,136</b>	<b>30,131</b>
<b>12</b>	Tax expenses						
a	Current tax	2,885	2,237	2,917	5,122	5,096	9,826
b	Deferred tax expenditure/ (income)	(24)	(12)	7	(36)	35	(5)
<b>13</b>	<b>Net Profit from ordinary activities after tax (11-12)</b>	<b>10,066</b>	<b>4,793</b>	<b>9,631</b>	<b>14,859</b>	<b>14,005</b>	<b>20,310</b>
<b>14</b>	Extraordinary items (net of tax expenses ₹ Nil)	-	-	-	-	-	-
<b>15</b>	<b>Net Profit for the period</b>	<b>10,066</b>	<b>4,793</b>	<b>9,631</b>	<b>14,859</b>	<b>14,005</b>	<b>20,310</b>
<b>16</b>	Paid-up equity share capital (Face value of ₹ 10 per share)	29,601	29,601	29,601	29,601	29,601	29,601
<b>17</b>	Reserves excluding revaluation reserves (As per audited balance sheet)						2,34,255
<b>18</b>	(i) Earnings per share (before extraordinary items) (Not annualized) (₹)						
a	Basic	3.40	1.62	3.25	5.02	4.73	6.86
b	Diluted	3.40	1.62	3.25	5.02	4.73	6.86
	(ii) Earnings per share (after extraordinary items) (Not annualized) (₹)						
a	Basic	3.40	1.62	3.25	5.02	4.73	6.86
b	Diluted	3.40	1.62	3.25	5.02	4.73	6.86
	Million Units of electricity Sold	12,546	10,265	12,724	22,811	23,033	37,137

See accompanying notes to the financial results



## SELECT INFORMATION FOR THE QUARTER ENDED SEPTEMBER 30, 2015


Sl. No.	Particulars	Quarter ended			Half year ended		Year ended
		30.09.2015	30.06.2015	30.09.2014	30.09.2015	30.09.2014	31.03.2015
		(Un-audited)	(Un-audited)	(Un-audited)	(Un-audited)	(Un-audited)	(Audited)
<b>A</b>	<b>PARTICULARS OF SHAREHOLDING</b>						
1	Public shareholding						
	- Number of shares	24,80,08,321	24,80,08,321	24,80,08,321	24,80,08,321	24,80,08,321	24,80,08,321
	- Percentage of share	83.78	83.78	83.78	83.78	83.78	83.78
2	Promoters and promoter group shareholdings						
a	Pledged / Encumbered						
	- Number of shares	NIL	NIL	NIL	NIL	NIL	NIL
	- Percentage of shares (as a % of the total shareholding of promoter and promoter group)	NIL	NIL	NIL	NIL	NIL	NIL
	- Percentage of shares (as a % of the total share capital of the company)	NIL	NIL	NIL	NIL	NIL	NIL
b	Non-encumbered						
	- Number of shares	4,80,00,000	4,80,00,000	4,80,00,000	4,80,00,000	4,80,00,000	4,80,00,000
	- Percentage of shares (as a % of the total shareholding of promoter and promoter group)	100.00	100.00	100.00	100.00	100.00	100.00
	- Percentage of shares (as a % of the total share capital of the company)	16.22	16.22	16.22	16.22	16.22	16.22

Sl. No.	Particulars	Quarter Ended 30.09.2015
<b>B</b>	<b>INVESTOR COMPLAINTS</b>	
	Pending at the beginning of the quarter	-
	Received during the quarter	64
	Disposed of during the quarter	64
	Remaining unresolved at the end of the quarter	-

## STATEMENT OF ASSETS AND LIABILITIES

(₹ in lacs)

Sl. No.	Particulars	AS AT 30.09.2015	AS AT 31.03.2015
		Unaudited	Audited
<b>A</b>	<b>EQUITY AND LIABILITIES</b>		
1	<b>Shareholders' funds</b>		
a	Share capital	29,601	29,601
b	Reserves and surplus	2,49,793	2,34,255
	<b>Sub-total - Shareholders funds</b>	<b>2,79,394</b>	<b>2,63,856</b>
2	<b>Non-current liabilities</b>		
a	Long-term provisions	305	264
	<b>Sub-total - Non-current liabilities</b>	<b>305</b>	<b>264</b>
3	<b>Current liabilities</b>		
a	Trade payables	1,69,400	1,62,071
b	Other current liabilities	6,154	3,397
c	Short-term provisions	737	8,164
	<b>Sub-total - Current liabilities</b>	<b>1,76,291</b>	<b>1,73,632</b>
	<b>TOTAL - EQUITY AND LIABILITIES</b>	<b>4,55,990</b>	<b>4,37,752</b>
<b>B</b>	<b>ASSETS</b>		
1	<b>Non-current assets</b>		
a	Fixed assets	2,601	2,723
b	Non-current investments	87,726	87,733
c	Deferred tax assets (net)	680	644
d	Long-term loans and advances	680	1,611
	<b>Sub-total - Non Current Assets</b>	<b>91,687</b>	<b>92,711</b>
2	<b>Current assets</b>		
a	Current investments	54,899	57,676
b	Inventories	-	-
b	Trade receivables	2,72,619	2,51,510
c	Cash and cash equivalents	25,527	27,955
d	Short-term loans and advances	11,084	7,851
e	Other current assets	174	49
	<b>Sub-total -Current Assets</b>	<b>3,64,303</b>	<b>3,45,041</b>
	<b>TOTAL - ASSETS</b>	<b>4,55,990</b>	<b>4,37,752</b>




**Notes:**

- 1 The above financial results were reviewed and recommended by the Audit Committee and approved by the Board of Directors at its Meetings held on November 3, 2015.
- 2 The company is in the business of power. Consultancy income has not been reported separately as the same being insignificant.
- 3 Services Charges of ₹ 610 lacs during the quarter (corresponding quarter ended September 30, 2014, ₹ 476 Lacs) have been recognized as income from sale and purchase of electricity through Energy Exchanges.
- 4 MU's sold include 1515 MU's for the quarter (for the corresponding quarter ended September 30, 2014, 829 MU's) under "Energy Banking Arrangement".
- 5 The employee cost of the company for the current quarter is ₹ 675 lacs after adjusting reversal of employee stock option expenses (ESOP) of ₹ 10 lacs (for the corresponding quarter ended September 30, 2014, ₹ 535 lacs after reversal of employee stock option (ESPO) of ₹ 6 lacs).
- 6 Income from operation of the company includes sale of electricity, rebate on purchase of power and service charges. Purchases include purchase of electricity and rebate on sale of power.
- 7 In accordance with the accounting policy, the surcharge recoverable on late/ non-payment of dues by customers is recognized when no significant uncertainty as to measurability or collectability exist. Correspondingly surcharge liabilities on late/ non-payments to the suppliers, in view of the matching concept, is not being recognized in the accounts. The estimated liability in this regard, however is lower than the company's claims from its sundry debtors.
- 8 The company has recognized surcharge of ₹ 4,026 lacs during the quarter (for the corresponding quarter ended September 30, 2014, ₹ 1,885 lacs) from sundry debtors on amounts overdue on sale of power which has been included in "other operating income". Correspondingly surcharge expense of ₹ 1,585 lacs during the quarter (for the corresponding quarter ended September 30, 2014, NIL) paid / payable to Sundry Creditors has been included in "other operating expenses".
- 9 Other income includes Dividend of ₹ 3373 lacs (for the corresponding quarter ended September 30, 2014 ₹ 3373 lacs) received from Subsidiary Company.
- 10 Figures of the previous period/ year have been reclassified/ regrouped/ re-arranged to conform to this period/ year classification, wherever necessary.

Place: New Delhi

Date: November 3, 2015

  
(Deepak Amitabh)  
Chairman & Managing Director

