

ADARSH PLANT PROTECT LIMITED

ADARSH PLANT PROTECT LTD							
604, G.I.D.C. VITTHAL UDYOGNAGAR, DIST. ANAND - 388121							
Statement of Un-audited Results for the quarter ended 30-09-2015							
PART-I	Particulars	Quarter ended			Half Year Ended		
		30-09-15	30-06-15	30-09-14	30-09-15	30-09-14	Year ended
		Un-audited	Un-audited	Un-audited	Un-audited	Audited	Audited
1	Income from operations						
	(a) Net sales/ income from operations	259.09	236.54	197.89	463.97	885.99	
	(b) Other operating income	0.08	0.67	0.66	31.66	5.23	
	Total income from operations (net)	259.17	237.21	198.55	495.63	891.22	
2	Expenses						
	(a) Cost of materials consumed	163.65	156.96	134.27	321.20	587.38	
	(b) Purchase of stock-in-trade	0	0.00	5.87	0.00	5.93	
	(c) Increase / Decrease in Stock	-0.3	-1.79	-8.69	-2.10	-8.23	
	(d) Manufacturing Expenses	46.31	48.14	49.26	92.14	151.20	
	(e) Employee benefits expense	4.83	8.36	5.91	11.19	60.07	
	(f) Admn & Gen Expenses	9.98	15.18	11.93	26.21	58.86	
	(g) Selling & Distribution Expenses	6.60	1.29	1.91	9.56	29.95	
	(h) Depreciation and amortization expense	5.46	5.46	6.02	10.93	21.93	
	Total Expenses	236.53	231.60	206.48	468.13	910.09	
3	Profit / (Loss) from operations before other income, finance costs and exceptional items (1-2)	22.64	5.61	-7.93	27.50	-18.87	
4	Other income	0	0.00	0.00	0.75	0.00	
5	Profit / (Loss) from ordinary activities before finance cost and exceptional items (3 + 4)	22.64	5.61	-7.93	28.25	-18.87	
6	Finance costs	11.25	11.80	14.49	23.06	53.12	
7	Prior Period Expenses	0	0.24	0.00	0.24	0.88	
8	Profit / (Loss) from ordinary activities after Finance cost and exceptional items (5-3-6)	11.38	-6.43	-22.42	4.95	-72.67	
9	Exceptional items	0.00	0.00	0.00	0.00	0.00	
10	Profit/(Loss) from ordinary activities before Tax (7 + 8) Profit/(Loss) from ordinary activities before Tax (7 + 8)	11.38	-6.43	-22.42	4.95	-72.67	
11	Tax expense	0.00	0.00	0.00		0.00	
12	Profit/(Loss) from ordinary activities after Tax (9 + 10) Profit/(Loss) from ordinary activities after Tax (9 + 10)	11.38	-6.43	-22.42	4.95	-72.67	
13	Extraordinary items (net of tax expense)			0			
14	Net Profit / (Loss) for the period (11 + 12) Net Profit / (Loss) for the period (11 + 12)	11.38	-6.43	-22.42	4.95	-72.67	
15	Share of profit / (loss) of associates*	0.00	0.00	0.00	0.00	0.00	
16	Minority interest*	0.00	0.00	0.00	0.00	0.00	
17	Net Profit / (Loss) after taxes, minority interest and share of profit / (loss) of associates (13 + 14 + 15) share of profit / (loss) of associates (13 + 14 + 15)*	11.38	-6.43	-22.42	4.95	-72.67	
18	Paid-up equity share capital						
	99,11,500 Eq. Shares of Rs: 10/- each (including 50,00,000 Shares Face Value Rs:10/- each issued at Rs:7/- per Share	991.15	991.15	991.15	991.15	991.15	
	Less: Calls in arrears	0.70	0.70	1.50	0.70	0.70	
	Issued and Paid-up Shares Capital:	990.45	990.45	989.65	990.45	990.45	




ADARSH PLANT PROTECT LIMITED

19	Reverse excluding Revaluation Reserves as per Balance Sheet of previous accounting year	0.00	0.00	0.00	0.00	0.00	0.00
20	Earnings per share (before extraordinary items) (of Rs: 10/- each) (not annualized): (of Rs: 10/- each) (not annualized):						
	(a) Basic	0.11	-0.12	-0.23	0.05	-0.42	-0.73
	(b) Diluted	0.11	-0.12	-0.23	0.05	-0.42	-0.73
20 ii	Earnings per share (after extraordinary items) (of Rs: 10/- each) (not annualized): (of Rs: 10/- each) (not annualized):						
	(a) Basic	0.11	-0.12	-0.23	0.05	-0.42	-0.73
	(b) Diluted	0.11	-0.12	-0.23	0.05	-0.42	-0.73

Select information for the Quarter ended 30-09-2015

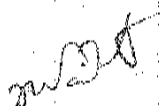
PART-II		(in Lakhs)(in Lakhs)					
		Quarter ended			Half Year Ended		Year ended
	Particulars	30-09-15	30-06-15	30-09-14	30-09-15	30-09-14	31-03-15
A	PARTICULARS OF SHAREHOLDING						
1	Public shareholding						
	- Number of Share	5517036	5517036	5517036	5517036	5517036	5517036
	- Percentage of Shareholding	55.66	55.66	55.66	55.66	55.66	55.66
2	Promoters and Promoter Group Shareholding **						
	a) Pledged / Encumbered						
	- Number of Share	Nil	Nil	Nil	Nil	Nil	Nil
	- Percentage of shares (as a % of the total share-Holding of promoter and promoter group)	0	0	0	0	0	0
	- Percentage of shares (as a % of the total share-Capital of the company)						
	b) Non- encumbered						
	- Number of Share	4394464	4394464	4394464	4394464	4394464	4394464
	- Percentage of shares (as a % of the total share-Holding of promoter and promoter group)	100	100	100	100	100	100
	- Percentage of shares (as a % of the total share-Capital of the company)	44.34	44.34	44.34	44.34	44.34	44.34
1	Segment Revenue						
		30-09-15	30-06-15	30-09-14	30-09-15	30-09-14	31-03-15
	a Plant Protection Equipments	19.10	11.39	2.17	30.49	6.30	33.72
	b Barrel Division	239.95	224.01	195.46	463.96	418.60	844.44
	c Others	0.11	1.81	0.92	1.92	1.43	13.06
	Total	259.16	237.21	198.55	496.37	426.42	891.22
2	Segment Results						
	a Plant Protection Equipments	(5.52)	(14.52)	(8.01)	(20.08)	(15.43)	(26.56)
	b Barrel Division	54.62	44.82	24.94	101.21	50.31	130.93
	c Others	0.11	1.81	0.92	1.91	1.43	13.06
	Total	49.21	32.10	17.85	83.04	36.31	117.43
	Less: a) Interest Expenditure	11.28	11.80	14.49	23.08	27.34	53.12
	b) Other unallocable Expenses	26.57	26.73	25.78	55.03	51.01	136.98
	Add : Other Unallocable Income	0.00	0.00	0.00			0.00
	Net unallocable expenditure	37.85	38.53	40.27	78.09	78.35	190.10
	Profit / (Loss) before Tax	11.38	(6.43)	(22.42)	4.95	(42.04)	(72.67)




PLANT PROTECT LIMITED

	Particulars	Quarter ended 30-09-2015
B	INVESTOR COMPLAINTS	
	Pending at the beginning of the quarter	1
	Received during the quarter	Nil
	Disposed of during the quarter	1
	Remaining unresolved at the end of the quarter	0

Place: V. U. Nagar
Date: 06/11/2015


NAISHADHBHAI N. PATEL
 CHAIRMAN


NOTES:

- 1 The aforesaid results have been reviewed by the Audit Committee of the Board, and were approved by the Board of Directors at their meeting held on 6th November, 2015
- 2 The statutory Auditors have carried out Limited Review of the Un-audited Results for the quarter ended on 30-09-2015
- 3 Figures for Previous period have been regrouped/recasted, wherever considered necessary



PLANT PROTECT LIMITED

ADARSH PLANT PROTECT LTD			
604, SIDC, VITTHAL UDYOGNAGAR, DIST. ANAND - 388121			
Statement of Assets and Liabilities		Rs: In Lakh	
Particulars	Qtr Ended 30-09-2015 Un-audited	Year Ended 31-03-2015 Audited	
A	EQUITY AND LIABILITIES		
1	Shareholder's funds		
	(a) Share capital	990.45	990.44
	(b) Reserves and surplus	(727.32)	(732.27)
	Sub-total - Shareholder's funds	263.13	258.17
2	Non-current liabilities		
	(a) Long-term borrowing	0	0
	(b) Deferred tax liabilities (net)	(5.32)	0.00
	(c) Other long-term liabilities	180.20	193.68
	(d) Long-term provisions	0.79	3.09
	Sub-total - Non-current liabilities	175.67	196.78
3	Current liabilities		
	(a) Short-term borrowings	146.25	144.53
	(b) Trade payables	135.64	105.71
	(c) Other current liabilities	4.81	83.79
	(d) Short-term provisions	0.06	0.08
	Sub-total - Current liabilities	286.76	334.11
	TOTAL - EQUITY AND LIABILITIES	725.56	789.03
B	ASSETS		
1	Non-current assets		
	(a) Fixed Assets		
	Tangible Assets	28.36	27.95
	Intangible Assets		0.00
	Capital Work-in-process	3.27	2.88
	(c) Non-current investments	5.42	5.42
	(d) Deferred tax assets (net)		0.00
	(e) Long-term loans and advances		73.03
	(f) Other non-current assets	7.85	240.82
	Sub-total - Non-current Assets		



Mukund & Rohit
Chartered Accountants

No.8, 2nd Floor, Tower E, Avishkar, Old Padra Road,
Vadodara - 390 007, Gujarat - India
P : +91 265 2357845, 2310448, 2313515 F : 2320166
E : office@mukundrohit.com

INDEPENDENT AUDITOR'S REVIEW REPORT

<< Interrupted Transmission >>