

# SAFAL SECURITIES LIMITED

CIN: - L67120GJ1995PLC025470

Safal/BSE/Result/2

Dt. 14.11.2016

To  
The Department of Corporate Services  
**The Bombay Stock Exchange**  
Phirozejeejeebhoy Towers,  
Dalal Street,  
Bombay.

**Sub.: UNAUDITED FINANCIAL RESULTS FOR THE QUARTER ENDED SEPTEMBER 30, 2016**

**Ref.: Company Code No. 531448**

Dear Sir,

Pursuant to Regulation 33 Of the SEBI (Listing Obligation and Disclosure Requirements) Regulations, 2015 we enclose herewith-

- a) Unaudited Quarterly Financial Results of the company for the quarter ended on September 30, 2016
- b) Statement of Assets and Liabilities of the company as at September 30, 2016
- c) Limited Review Report for the quarter ended September 30, 2016 issued by Statutory Auditors of the company

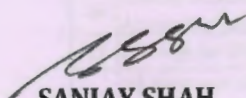
The above results have been reviewed by audit committee and taken on record by the Board of Directors of the Company in its meeting held on November 14, 2016.

Kindly take the same on your record.

Thanking You.

Yours faithfully

**FOR SAFAL SECURITIES LIMITED**

  
**SANJAY SHAH**  
**DIRECTOR**  
**DIN:01748617**





# SAFAL SECURITIES LIMITED

CIN: - L67120GJ1995PLC025470

REGISTERED OFFICE: - 9, ANKUR COMPLEX, B/H. TOWN HALL, ELLISBRIDGE, AHMEDABAD- 380 006

Email: -arrowsecurities2009@gmail.com Website: - www.safalsecurities.co.in, (O) 079-65551616

PART : 1 : STATEMENT OF STANDALONE UNAUDITED FINANCIAL RESULTS FOR THE QUARTER AND HALF YEAR ENDED ON 30TH SEPTEMBER, 2016

		(Rs. In Lacs)					
Sr. No.	Particulars	Quarter Ended on	Quarter Ended on	Quarter Ended on	Half Year Ended on	Half Year Ended on	Year Ended on
		9/30/2016	6/30/2016	9/30/2015	9/30/2016	9/30/2015	3/31/2016
		Unaudited	Unaudited	Unaudited	Unaudited	Unaudited	Audited
<b>1</b>	<b>Income from Operations</b>						
	(a) Net Sales / Income from Operations (Net of Excise Duty)	27.84	31.50	50.13	59.35	89.83	177.11
	(b) Other Operating Income	0.11	0.00	1.35	0.11	1.35	19.48
	<b>Total Income from Operations (Net)</b>	<b>27.95</b>	<b>31.50</b>	<b>51.48</b>	<b>59.46</b>	<b>91.18</b>	<b>196.59</b>
<b>2</b>	<b>Expenses</b>						
	(a) Cost of Materials Consumed	0.00	0.00	0.00	0.00	0.00	0.00
	(b) Purchases of Stock-in-Trade	23.95	29.45	47.12	53.40	82.22	343.17
	(c) Changes in Inventories of Finished Goods, Work-in-Progress and Stock-in-Trade	0.00	0.00	0.00	0.00	0.00	0.00
	(d) Employee Benefits Expense	0.95	0.95	0.90	1.90	1.80	4.20
	(e) Depreciation and Amortisation Expense	0.00	0.00	0.00	0.00	0.00	0.00
	(f) Other Expenses (Any item exceeding 10% of the total expenses relating to continuing operations to be shown separately)	3.25	1.00	103.59	4.39	106.98	110.81
	<b>Total Expenses</b>	<b>28.15</b>	<b>31.40</b>	<b>151.60</b>	<b>59.69</b>	<b>190.99</b>	<b>458.18</b>
<b>3</b>	<b>Profit / (Loss) from Operations before Other Income, Finance Costs and Exceptional Items (1-2)</b>	<b>(0.20)</b>	<b>0.10</b>	<b>(100.12)</b>	<b>(0.23)</b>	<b>(99.81)</b>	<b>(261.59)</b>
<b>4</b>	<b>Other Income</b>	<b>0.00</b>	<b>0.00</b>	<b>0.00</b>	<b>0.00</b>	<b>0.00</b>	<b>0.00</b>
<b>5</b>	<b>Profit / (Loss) from Ordinary Activities before Finance Costs and Exceptional Items (3 + 4)</b>	<b>(0.20)</b>	<b>0.11</b>	<b>(100.12)</b>	<b>(0.23)</b>	<b>(99.81)</b>	<b>(261.59)</b>
<b>6</b>	<b>Finance Costs</b>	<b>0.00</b>	<b>0.00</b>	<b>0.00</b>	<b>0.00</b>	<b>0.00</b>	<b>0.02</b>
<b>7</b>	<b>Profit / (Loss) from Ordinary Activities after Finance Costs but before Exceptional Items (5 + 6)</b>	<b>(0.20)</b>	<b>0.10</b>	<b>(100.12)</b>	<b>(0.23)</b>	<b>(99.81)</b>	<b>(261.61)</b>
<b>8</b>	<b>Exceptional Items</b>	<b>0.00</b>	<b>0.00</b>	<b>0.00</b>	<b>0.00</b>	<b>0.00</b>	<b>0.00</b>
<b>9</b>	<b>Profit / (Loss) from Ordinary Activities before Tax (7 + 8)</b>	<b>(0.20)</b>	<b>0.10</b>	<b>(100.12)</b>	<b>(0.23)</b>	<b>(99.81)</b>	<b>(261.61)</b>
<b>10</b>	<b>Tax Expense</b>						
	(a) Prior Period Tax	0.00	0.00	0.00	0.00	0.00	0.00
	(b) Current Tax	0.00	0.00	0.00	0.00	0.00	0.00
	(c) Deferred Tax	0.00	0.00	0.00	0.00	0.00	0.00
<b>11</b>	<b>Net Profit / (Loss) for the period (11-12-13)</b>	<b>(0.20)</b>	<b>0.10</b>	<b>(100.12)</b>	<b>(0.23)</b>	<b>(99.81)</b>	<b>(261.61)</b>
<b>12</b>	<b>Extraordinary Item (Net of Tax Expense)</b>	<b>0.00</b>	<b>0.00</b>	<b>0.00</b>	<b>0.00</b>	<b>0.00</b>	<b>0.00</b>
<b>13</b>	<b>Minority Interest</b>	<b>0.00</b>	<b>0.00</b>	<b>0.00</b>	<b>0.00</b>	<b>0.00</b>	<b>0.00</b>
<b>14</b>	<b>Net Profit / (Loss) for the Period (11-12)</b>	<b>(0.20)</b>	<b>0.10</b>	<b>(100.12)</b>	<b>(0.23)</b>	<b>(99.81)</b>	<b>(261.61)</b>
<b>15</b>	<b>Paid-up Equity Share Capital (Face Value of Rs. 5 each)</b>	<b>500.01</b>	<b>500.01</b>	<b>500.01</b>	<b>500.01</b>	<b>500.01</b>	<b>500.01</b>
<b>16</b>	<b>Reserve excluding Revaluation Reserves as per Balance Sheet of Previous Accounting Year.</b>	<b>(277.37)</b>	<b>(277.37)</b>	<b>(115.58)</b>	<b>(277.60)</b>	<b>(115.58)</b>	<b>(277.37)</b>
<b>17</b>	<b>Earnings Per Share (EPS)</b>						
	(a) Basic and diluted EPS before Extraordinary items for the period, for the year to date and for the previous year (not to be annualized)	0.00	0.00	(2.00)	0.00	0.01	(2.62)
	(b) Basic and diluted EPS after Extraordinary Items for the period, for the year to date and for the previous year (not to be annualized)	0.00	0.00	(2.00)	0.00	0.01	(2.62)

**Notes:**

- 1 The above results have been reviewed by the Audit Committee and taken on record by the Board of Directors at their meeting held on 14.11.2016
- 2.) The auditors have conducted 'Limited Review Report' of the above financial results for the quarter ended 30th September, 2016
- 3) Previous Year / Periods figures have been regrouped / rearranged to the extent necessary.

For, Safal Securities Limited

Sanjay S. Shah  
Chairman & Director (DIN-01748677)

Place : Ahmedabad  
Date: 14-11-2016





**SAFAL SECURITIES LIMITED**

CIN: - L67120GJ1995PLC025470


REGISTERED OFFICE: - 9, ANKUR COMPLEX, B/H. TOWN HALL, ELLISBRIDGE, AHMEDABAD- 380 006

Email: -arrowsecurities2009@gmail.com Website: - www.safalsecurities.co.in, (O) 079-65551616

Particulars	As at	As at
	9/30/2016	3/31/2016
	Unaudited	Audited
<b>A EQUITY AND LIABILITIES</b>		
<b>1 Shareholders' Funds</b>		
(a) Share Capital	50001000.00	50001000.00
(b) Reserves and Surplus	-27759960.00	-27736504.00
(c) Money received against Share Warrants	0.00	0.00
Sub-total : Shareholder's Fund	<b>22241040.00</b>	<b>22264496.00</b>
<b>2 Share Application Money Pending Allotment</b>	0.00	0.00
<b>3 Minority Interest *</b>	0.00	0.00
<b>4 Non-Current Liabilities</b>		
(a) Long-Term Borrowings	0.00	0.00
(b) Deferred Tax Liabilities (Net)	0.00	0.00
(c) Other Long-Term Liabilities	0.00	0.00
(d) Long-Term Provisions	0.00	0.00
Sub-total - Non-Current Liabilities	<b>0.00</b>	<b>0.00</b>
<b>5 Current Liabilities</b>		
(a) Short-Term Borrowings	0.00	0.00
(b) Trade Payables	12871000.00	7531000.00
(c) Other Current Liabilities	0.00	0.00
(d) Short-Term Provisions	140147.00	170147.00
Sub-total - Current Liabilities	<b>13011147.00</b>	<b>7701147.00</b>
<b>TOTAL - EQUITY AND LIABILITIES</b>	<b>35252187.00</b>	<b>29965643.00</b>
<b>B ASSETS</b>		
<b>1 Non-Current Assets</b>		
(a) Fixed Assets	0.00	0.00
(b) Goodwill On Consolidation *	0.00	0.00
(c) Non-Current Investments	0.00	0.00
(d) Deferred Tax Assets (Net)	0.00	0.00
(e) Long-Term Loans And Advances	25000.00	17726582.00
(f) Other Non-Current Assets	0.00	0.00
Sub-total - Non-Current Assets	<b>25000.00</b>	<b>17726582.00</b>
<b>2 Current Assets</b>		
(a) Current Investments	15209605.00	515871.00
(b) Inventories	0.00	0.00
(c) Trade Receivables	14804263.00	11359702.00
(d) Cash And Cash Equivalents	735731.00	231980.00
(e) Short-Term Loans And Advances	4312256.00	131508.00
(f) Other Current Assets	165332.00	0.00
Sub-Total - Current Assets	<b>35227187.00</b>	<b>12239061.00</b>
<b>TOTAL - ASSETS</b>	<b>35252187.00</b>	<b>29965643.00</b>

For, Safal Securities Limited

Sanjay S. Shah  
Chairman & Director  
(DIN - 01748617)



Place : Ahmedabad  
Date: 14/11/2016



To,  
Board of Directors,  
Safal Securities Limited  
Ahmedabad.

Limited Review Report


We have reviewed the accompanying statement of unaudited financial results of M/s. Safal Securities Limited for the period ended 30/09/2016. This statement is the responsibility of the Company's Management and has been approved by the Board of Directors. Our responsibility is to issue a report on this financial statement based on our review.

We conducted our review in accordance with the Standard on Review Engagement (SRE) 2400, engagement to Review Financial Statement issued by the Institute of Chartered Accounts of India. This standard requires that we plan and perform the review to obtain moderate assurance as to whether the financial statements are free of material misstatement. A review is limited primarily to inquires of company personnel and analytical procedures applied to financial data and thus provides less assurance than an audit. We have not performed an audit and accordingly, we do not express an audit opinion.

Based on our review conducted as above, nothing has come to our attention that causes us to believe that the accompanying statement of unaudited financial results prepared in accordance with applicable accounting standards and other recognized accounting practices and policies has not disclosed the information required to be disclosed in terms of Regulation 33 of the SEBI (Listing Obligations and Disclosure Requirements ) Regulations, 2015 including the manner in which it is to be disclosed, or that it contains any material misstatement.

**Date: 14/11/2016**  
**Place: Ahmedabad**

**FOR, D.A. RUPAWALA & ASSOCIATES**  
**Chartered Accountants**  
**Firm Reg. No.108902W**

  
**(D.A. Rupawala)**  
**Proprietor**  
**Mem. No.37674**

