



Oceanaa Biotek Industries Limited

Regd. Off.

15, Zackaria Colony, 4th Street, Choolaimedu,
Chennai - 600 094. India.

OBIL/BSE/045/2015-2016

CIN: L15549TN2005PLC057919

Corp. Off.

6,1st Floor, Wellington Estate,
53, Ethiraj Salai, Egmore, Chennai - 600 008. India.
T : + 91 44 3024 1900 F : + 91 44 3024 1990
E : obil@oceanaabiotek.com

3rd July, 2015

To,

The Corporate Relations Department
The Bombay Stock Exchange Ltd,
P J Towers, 1st Floor,
Dalal Street,
Mumbai – 400 001

Dear Sir/Madam,

Ref: Scrip Code: 538019

ISIN: INE732901018

Sub: Submission of Corrected Audited Standalone Financial results (Annexure I to Clause 43) for the Year ended 31st March, 2015

This is to inform you that we have made the below mentioned correction to the Financials results previously submitted for the Half year and Year ended 31st March, 2015.

In Annexure I to Clause 43 for the 6 months ended 31.03.2015, there was a totaling error when deriving Profit/Loss from Ordinary Activities before and after tax (point no.9 and 11)

The same has been corrected as present in the audited Financials. We are herewith submitting the corrected results for the Half year and Year ended 31st March, 2015.

Kindly request you to update the corrected Financials.

Thanking You.

Yours sincerely,

For Oceanaa Biotek Industries Limited

Neeraja Rajendran
Company Secretary



Encl: Corrected Audited Standalone Financial Results for the Half Year and Year ended 31st March, 2015.

Laboratory : Pudukuppam Village,
Mandavai Post, Marakkanam,
Tindivanam Taluk, Villupuram District,
Tamil Nadu 604 303.

Tel : + 91 4147 302300

www.oceanaabiotek.com

CIN: L15549TN2005PLC057919

To
The Board of Directors,
Oceanaa Biotek Industries Limited
No. 15, Zackaria Colony, 4th street,
Choolaimedu, Chennai – 600 094,
Tamil Nadu

Dear Sir/Madam,

We hereby confirm the following in respect of the financial statements for the half year and Financial year ended on 31st March, 2015 being presented before the Board at the meeting to be held on 28th May, 2015.


- (1) That to the best of our knowledge, the financial results do not contain any false or misleading statement of figures.
- (2) That to the best of our knowledge, the financial results do not omit any material fact which may make the statements or figures contained therein misleading.

Yours sincerely

Place: Chennai
Date: 28.05.2015


Vimalla Joseb
Managing Director


S.Arputhasamy
Chief Financial Officer



S.No	Particulars	Year to date figures for the current period ended 31.03.2015			Year to date figures for the previous period ended 31.03.2014		
		6 months ended 31.03.2015	Corresponding 6 months ended in the previous year 31.03.2014	Year to date figures for the current period ended 31.03.2015	Year to date figures for the previous period ended 31.03.2014	Previous Accounting year ended 31.03.2014	Audited
1	(a) Net Sales/Income from Operations	1279.76	607.00	4644.77	670.58	670.58	670.58
	(b) Other Operating Income						
2	Expenditure						
	a. Increase/decrease in stock in trade and work in progress						
	b. Consumption of raw materials	1105.62	502.43	4139.17	17.15	17.15	17.15
	c. Purchase of traded goods				523.85	523.85	523.85
	d. Employee costs & General expenses	35.94	25.97	175.64	36.13	36.13	36.13
	e. Depreciation	54.35	0.36	62.52	0.73	0.73	0.73
	f. Other expenditure	91.98	17.52	124.87	19.24	19.24	19.24
	g. Total	1287.89	546.27	4502.20	597.10	597.10	597.10
	(Any item exceeding 10% of the total expenditure to be shown separately)						
3	Profit from Operations before other Income, Interest & Exceptional Items (1-2)	-8.13	60.73	142.57	73.49	73.49	73.49
4	Other Income		0.00				
5	Profit before Interest & Exceptional Items (3+4)	-8.13	60.73	142.57	73.49	73.49	73.49
6	Interest						
7	Profit after interest but before Exceptional Items (5-6)	-8.13	60.73	142.57	73.49	73.49	73.49
8	Exceptional Items	7.96	7.96	15.90	15.87	15.87	15.87
9	Profit (+) / Loss (-) from Ordinary Activities before tax (7+8)	-16.09	52.77	126.67	57.62	57.62	57.62
10	Tax expenses	3.96	19.00	46.01	22.82	22.82	22.82
11	Net Profit (+)/Loss(-) from Ordinary Activities after tax (9-10)	-20.05	33.77	80.66	34.80	34.80	34.80
12	Extraordinary Item (net of tax expenses Rs.....)						
13	Net Profit (-)/Loss(-) for the period (11-12)	-20.05	33.77	80.66	34.80	34.80	34.80
14	Paid-up equity share capital (Face Value of the Share shall be indicated)	6,00,00,000	5,21,81,500	6,00,00,000	5,21,81,500	5,21,81,500	5,21,81,500
15	Reserve excluding Revaluation Reserves as per balance sheet of previous accounting year	308.29	21.97	422.37	28.97	28.97	28.97
16	Earnings Per Share (EPS)						
	(a) Basic and diluted EPS before extraordinary items for the period, for the year to date and for the previous year (not to be annualized)	-0.33	0.65	1.44	0.67	0.67	0.67
	(b) Basic and diluted EPS after extraordinary items for the period, for the year to date and for the previous year (not to be annualized)	-0.33	0.65	1.44	0.67	0.67	0.67

For Oceanaa Biotek Industries Limited

V. S. S.
Managing Director



17	Public shareholding - Number of shares - Percentage of shareholding	2881950.00 48.03%	2100300.00 40.25%	2881950.00 48.03%	2100300.00 40.25%	2100300.00 40.25%
18	Promoters and Promoter Group Shareholding a) Pledge/ Encumbered - Number of shares - Percentage of shares (as a % of the total shareholding of promoter and promoter group) Percentage of shares (as a % of the total share capital of the Issuer) b) Non - encumbered - Number of shares - Percentage of shares (as a % of the total shareholding of promoter and promoter group) Percentage of shares (as a % of the total share capital of the Issuer)	NIL 3118050.00 100.00% 51.97%	NIL 3117850.00 100.00% 59.75%	NIL 3118050.00 100.00% 51.97%	NIL 3117850.00 100.00% 59.75%	NIL 3117850.00 100.00% 59.75%
c) Others						
Investors Complaints		6 months ended 31.03.2015				
1) Previous at the beginning of the Quarter		Nil				
2) Received during quarter		Nil				
3) Disposed during quarter		Nil				
4) Remaining unresolved at the end of the quarter		Nil				

* strike off whichever is not applicable

Notes:

- The Audited Financial results were reviewed by the Audit Committee and taken on record by the Board of directors at their meeting held on 28th May, 2015
- The Company raised funds on preferential basis by issue and allotment of 7,81,850 Equity shares of Rs.10 each at a premium of Rs.40 per share on 15th October, 2014. The funds received were Rs.3,90,92,500 out of which an amount of Rs.78,18,500 was towards Equity share capital and Rs.3,12,74,000 was towards securities premium amount.
- Exceptional items consists of preliminary expenses written off.
- The Company has changed the denomination from Amount in Rupees, as stated in the previous half year/year ended submissions, to Rupees in lakhs
- There were no Investors' Complaints pending/received during the period.

Place: Chennai
Date: 28.05.2015

For Oceanaa Biotech Industries Limited
Vimalia Joseb
Managing Director




OCEANAA BIOTEK INDUSTRIES LIMITED
CIN: L15549TN2005PLC057919

NO. 15, ZACKARIA COLONY, 4TH STREET, CHOOLAIMEDU, CHENNAI - 600 094, TAMIL NADU
Annexure III to Clause 43

Reporting of Segment wise Revenue, Results and Capital Employed along with yearly and year ended results for 31st March, 2015

Particulars	(Rupees in lakhs)			
	6 months ended 31.03.2015	Corresponding 6 months ended in the previous year 31.03.2014	Year to date figures for current period ended 31.03.2015	Year to date figures for previous period ended 31.03.2014
	Audited	Audited	Audited	Audited
1. Segment Revenue (net sale/income from each segment should be disclosed under this head)				
a) Segment - Trading	1,272.68	592.14	4,635.79	592.14
b) Segment - Contract	-	15.00	-	66.09
c) Segment - Stickers	-	(0.13)	-	12.36
d) Segment- Lab Testing Charges	7.08	-	8.98	-
Total	1,279.76	607.00	4,644.77	670.58
Less: Inter Segment Revenue				
Net Sales / Income From Operations	1,279.76	607.00	4,644.77	670.58
2. Segment Results (Profit)/(+)/Loss (-) before tax and interest from Each segment)#				
a) Segment - Trading	(1,285.66)	45.26	119.05	16.76
b) Segment - Contract	-	2.74	-	39.24
c) Segment - Stickers	-	(0.13)	-	1.61
d) Segment- Lab Testing Charges	4.86		7.63	
Total	(1,280.80)	47.86	126.68	57.62
Less: i) Interest**				
ii) Other Unallocable expenditure net off	(1,280.80)	47.86	126.68	57.62
iii) Un-allocable income				
Total Profit Before Tax	(1,280.80)	47.86	126.68	57.62
3. Capital Employed (Segment assets - Segment Liabilities)				
a) Segment - Trading	784	38.48	774.34	38.84
b) Segment - Contract				
c) Segment - Stickers	201	0.36	178.62	0.36
d) Segment- Lab Testing Charges	985	38.84	952.95	39.20
Total				

For Oceanaa Biotech Industries Limited

Managing Director




STATEMENT OF ASSETS & LIABILITIES

Rupees in lakhs

Particulars	AS AT	
	31ST MARCH 2015	31ST MARCH 2014
A EQUITY AND LIABILITIES		
1 Shareholder's Funds		
(a) Share Capital	600	522
(b) Reserves and Surplus	422	29
	1,022	551
2 Share application money pending allotment	-	-
	-	-
3 Non-current Liabilities		
(a) Long-term liabilities	-	-
(b) Other long-term liabilities	-	-
(c) Deferred tax liabilities (net)	4	(0)
(d) Long term provisions	-	-
	4	(0)
4 Current Liabilities		
(a) Short-term liabilities	12	-
(b) Trade payables	252	383
(c) Other current liabilities	9	12
(d) Short term provisions	42	23
	315	418
TOTAL	1,342	968
B ASSETS		
1 Non Current Assets:		
(a) Fixed Assets		
(i) Tangible Assets		
Gross Block	812	4
Depreciation	63	1
Net Block	748	3
2 Current Assets		
(a) Inventories	-	-
(b) Trade receivables	508	422
(c) Cash and Cash equivalents	6	214
(d) Short-term loans and advances	64	298
(e) Other current assets	15	32
	593	966
TOTAL	1,342	968

Place: Chennai
Date: 28.05.2015

For Oceanaa Biotek Industries Limited



Vimalla Joseb
Managing Director

V.KRISHNAMOORTHY
CHARTERED ACCOUNTANT

V. KRISHNAMOORTHY
CHARTERED ACCOUNTANT
48/4, LUZ AVENUE, CHENNAI - 600 004.
Cell : 94440 06531

Annexure V to Clause 43

Auditor's Report on Half yearly Financial Results and Year to Date Financial Results of Oceanaa Biotek Industries Limited Pursuant to Clause 43 of the Listing Agreement

To Board of Directors of
Oceanaa Biotek Industries Limited

We have audited the half yearly financial results of Oceanaa Biotek Industries Limited for the half year ended 31st March, 2015 and the year to date results for the period from April 1, 2014 to March 31, 2015, attached herewith, being submitted by the Issuer pursuant to the requirement of Clause 43 of the Listing Agreement except for the disclosures regarding 'Public Shareholding' and 'Promoter and Promoter Group Shareholding' which have been traced from disclosures made by the Management and have not been audited by us. These half yearly financial results as well as the year to date financial results have been prepared on the basis of the interim financial statements, which are the responsibility of the Issuer's management. Our responsibility is to express an opinion on these financial results based on our audit of such interim financial statements, which have been prepared in accordance with the recognition and measurement principles laid down in Accounting Standard (AS) 25, Interim Financial Reporting, specified under Section 133 of the Companies Act, 2013 read with Rule 7 of the Companies (Accounts) Rules, 2014 and other accounting principles generally accepted in India.

We conducted our audit in accordance with the auditing standards generally accepted in India. Those standards require that we plan and perform the audit to obtain reasonable assurance about whether the financial results are free of material misstatements. An audit includes examining, on a test basis, evidence supporting the amounts disclosed as financial results. An audit also includes assessing the accounting principles used and significant estimates made by management. We believe that our audit provides a reasonable basis for our opinion.

In our opinion and to the best of our information and according to the explanations given to us these half yearly financial results as well as the year to date Financial results:

- (i) Are presented in accordance with the requirements of Clause 43 of the Listing Agreement in this regard; and
- (ii) Give a true and fair view of the net profit/ loss and other financial information for the half year ended 31st March, 2015 as well as the year to date results for the period from April 1, 2014 to March 31, 2015.

48/4, II Floor, LUZ Avenue, BEHIND Nageswara Rao Park, Chennai – 600 004
Phone: 24995467/24996531, Mobile: 9444006531



**V.KRISHNAMOORTHY
CHARTERED ACCOUNTANT**

V. KRISHNAMOORTHY
CHARTERED ACCOUNTANT
48/4, LUZ AVENUE, CHENNAI - 600 004.
Cell : 94440 06531

Further, we also report that we have, on the basis of the books of account and other records and information and explanations given to us by the management, also verified the number of shares as well as percentage of shareholdings in respect of aggregate amount of public shareholdings, as furnished by the Company in terms of Clause 37 of the Listing Agreement and found the same to be correct.



Signature

V.Krishnamoorthy

Chartered Accountant

Membership No: 009274



Place: Chennai

Date: 28/05/2015