

"LIMITED REVIEW REPORT"

To,
The Board of Directors,
Kusam Electrical Industries Limited
Mumbai

We have reviewed the accompanying **Unaudited financial results of Kusam Electrical Industries Limited for the quarter and half year ended 30th September, 2015** except for disclosures regarding promoter and promoter group shareholding and public shareholding have been traced from the disclosures made by the company's management and have not been audited by us. These Financial Results is the responsibility of the Company's Management and has been approved by the Board of Directors. Our responsibility is to issue a report on these Financial Results based on our review.

We conducted our review in accordance with the Standard on Review Engagements (SRE) 2410. It is substantially less in scope than an audit conducted in accordance with the generally accepted auditing standards "Review of Interim Financial Information Performed by the Independent Auditor of the Entity" issued by the Institute of Chartered Accountants of India. This Standard requires that we plan and perform the review to obtain moderate assurance as to whether the Financial Results are free of material misstatement. A review is limited primarily to inquiries of company personnel and analytical procedures applied to financial data and thus provides less assurance than an audit in accordance with Standards on Auditing. We have not performed an audit and accordingly, we do not express an audit opinion.

Based on our review conducted as above, nothing has come to our notice that causes us to believe that the accompanying statement of unaudited financial results prepared in accordance with applicable accounting standards, and other recognized accounting practices and policies except providing for Gratuity and Leave Salary for the period under report as required by Accounting Standard 15 - Employee Benefits notified under Companies (Accounting Standards) Rules, 2006 presently applicable vide Rule 7 of Companies (Accounts) Rules, 2014 has not disclosed the information required to be disclosed in terms of Clause 41 of the Listing Agreement including the manner in which it is to be disclosed, or that it contains any material misstatement.



Place: Mumbai
Date: 10th November, 2015

For CHHAJED AND DOSHI
CHARTERED ACCOUNTANTS
[FRN - 101794W]

A handwritten signature in black ink, appearing to be "M.P. Chhajed", written over a horizontal line.

CA. M. P. Chhajed
Partner
M. No. 049357

KUSAM ELECTRICAL INDUSTRIES LIMITED

Regd. Office : G-17, Bharat Industrial Estate, T.J.Road, Sewree(W), Mumbai - 400 015.INDIA
CIN : L31909MH1983PLC220457

Statement of Assets and Liabilities as per clause 41(v)(h) of the Listing agreement


Particulars	As at 30th	As at	As at
	September, 2015	30th September, 2014	31st March, 2015
	(Unaudited)	(Unaudited)	(Audited)
A EQUITY AND LIABILITIES			
1 Shareholders' Funds			
(a) Share Capital	2,400,000	2,400,000	2,400,000
(b) Reserves and Surplus	10,687,327	15,306,716	15,092,783
	13,087,327	17,706,716	17,492,783
2 Non-Current Liabilities			
(a) Long-Term Borrowings	802,486	515,854	255,534
(b) Other Long-Term Liabilities	159,775	370,000	365,000
(c) Long-Term Provisions	156,226	678,438	172,828
	1,118,487	1,564,292	793,362
3 Current Liabilities			
(a) Short-Term Borrowings	-	-	-
(b) Trade Payables	134,858	1,469,478	70,563
(c) Other Current Liabilities	4,750,151	2,630,040	2,526,549
(d) Short-Term Provisions	1,083,798	1,111,320	1,631,980
	5,968,807	5,210,838	4,229,092
TOTAL EQUITY AND LIABILITIES	20,174,622	24,481,846	22,515,237
B ASSETS			
1 Non-Current Assets			
(a) Fixed Assets			
(i) Tangible Assets	7,697,969	7,241,284	7,114,639
	7,697,969	7,241,284	7,114,639
(b) Non-Current Investments	255	255	255
(c) Deferred Tax Assets (net)	397,557	447,657	397,557
(d) Long-Term Loans and Advances	37,330	226,665	287,019
(e) Other Non-Current Assets	-	-	-
	435,142	674,577	684,831
2 Current assets			
(a) Current Investments	-	-	-
(b) Inventories	7,978,261	9,275,579	9,265,342
(c) Trade Receivables	498,948	2,242,993	1,198,474
(d) Cash and Bank Balances	2,576,615	4,168,240	2,808,350
(e) Short-Term Loans and Advances	905,517	756,812	1,439,605
(f) Other Current Assets	82,170	122,361	3,996
	12,041,511	16,565,985	14,715,767
TOTAL ASSETS	20,174,622	24,481,846	22,515,237

Notes :-

- 1) No provision has been made for Gratuity and Leave Salary for the half year ended 30th September, 2015 as such provision will be made after obtaining Acturial valuation at the year end.
- 2) The above results have been reviewed and were taken on record by the Board of Directors in their meeting held on 10th November, 2015.
- 3) The above results have been reviewed by the Auditors as per clause 41 of the listing agreement.


Place : Mumbai

Date : 10th November 2015




For KUSAM ELECTRICAL INDUSTRIES LIMITED

DIRECTOR



FINANCIAL RESULTS FOR THE QUARTER ENDED 30th September 2015

Particulars	(1)	(2)	(3)	(4)	(5)	(6)
	Quarter Ended 30-09-2015 (3 months) (UNAUDITED) Rs.	Corresponding Quarter Ended In The Previous Year 30-09-2014 (3 months) (UNAUDITED) Rs.	Preceding Quarter Ended 30-06-2015 (3 months) (UNAUDITED) Rs.	Year to Date Figures For Current Year Ended 30-09-2015 (UNAUDITED) Rs.	Year to Date Figures For Previous Year Ended 30-09-2014 (6 months) (UNAUDITED) Rs.	Previous Accounting Year Ended 31-03-2015 AUDITED Rs.
1. Income From Operations						
(a) Net Sales/Income from Operations	7,440,141	11,507,303	7,625,325	15,065,466	22,012,438	41,320,617
(b) Other Operating Income	183,225	334,190	31,000	214,225	568,540	688,761
Total Income From Operations (Net)	7,623,366	11,841,493	7,656,325	15,279,691	22,580,978	42,009,378
2. Expenditure						
a) Cost of materials consumed	493,786	689,671	856,066	1,349,852	1,756,500	3,042,667
b) Purchases of Stock-in-trade	3,737,383	6,151,663	3,715,625	7,453,008	11,249,232	22,749,651
c) Changes in inventories of finished goods, work-in-progress and stock-in-trade	429,587	276,647	651,233	1,080,820	1,102,996	1,267,686
d) Employee Benefits Expense	1,233,774	1,154,093	1,264,180	2,497,954	2,113,994	4,742,466
e) Depreciation and Amortisation Expense	222,292	260,000	230,570	452,862	513,191	754,783
f) Other Expenses	1,726,493	2,084,885	1,640,743	3,367,236	3,579,452	7,490,272
Total Expenditure	7,843,315	10,616,959	8,358,417	16,201,732	20,315,365	40,047,525
3. Profit/(Loss) from Operations before other income, finance costs and exceptional items (1-2)	(219,949)	1,224,534	(702,092)	(922,041)	2,265,613	1,961,853
4. Other Income	66,597	23,428	208,521	275,118	34,540	190,857
5. Profit/(Loss) from Ordinary activities before finance costs and exceptional items (3+4)	(153,352)	1,247,962	(493,571)	(646,923)	2,300,153	2,152,710
6. Finance Costs	80,055	16,595	27,362	107,417	67,537	97,144
7. Profit/(Loss) from Ordinary activities after finance costs but before exceptional items (5-6)	(233,407)	1,231,367	(520,933)	(754,340)	2,232,616	2,055,566
8. Exceptional Items			3,117	3,117		



9. Profit(+)/Loss(-) before Tax (7-8)	(233,407)	1,231,367	(524,050)	(757,457)	2,232,616	2,055,566
10. Tax Expense	-	425,077	-	-	725,452	762,332
11. Profit(+)/Loss(-) After Tax (9-10)	(233,407)	806,290	(524,050)	(757,457)	1,507,165	1,293,234
12. Extra Ordinary Items (Net of tax Expense)	-	-	3,648,000	3,648,000	-	-
13. Net Profit (+)/Loss(-) for the Period (11+12)	(233,407)	806,290	(4,172,050)	(4,405,457)	1,507,165	1,293,234
14. Share of profit / (Loss) of Associates	-	-	-	-	-	-
15. Minority Interest	-	-	-	-	-	-
16. Net Profit / (Loss) After taxes, Minority Interest and Share of Profit/(Loss) of Associates (13+14+15)	(233,407)	806,290	(4,172,050)	(4,405,457)	1,507,165	1,293,234
17. Paid-up Equity share Capital (2,40,000/- Equity Shares, Face value Rs. 10)	2,400,000	2,400,000	2,400,000	2,400,000	2,400,000	2,400,000
18. Reserve Excluding Revaluation Reserve as per balance Sheet of previous accounting year	-	-	-	-	-	-
19.i Earning Per Share (Before Extraordinary Items)						
(a) Basic	-0.97	3.36	-2.18	-18.36	6.28	5.39
(b) Diluted	-0.97	3.36	-2.18	-18.36	6.28	5.39
19.ii Earning Per Share (after Extraordinary Items)						
(a) Basic	-0.97	3.36	-17.38	-18.36	6.28	5.39
(b) Diluted	-0.97	3.36	-17.38	-18.36	6.28	5.39
PART II						
A) PARTICULARS OF SHAREHOLDING						
1. Public Shareholding						
(a) No of Shares	89,700	89,700	89,700	89,700	89,700	89,700
(b) Percentage	37.37	37.37	37.37	37.37	37.37	37.37
2. Promoters and Promoters Group Share Holding						



No. of Shares (% of Holding Promoters and promoters Group)	-	-	-	-	-	-	-	-	-
No. of Shares (% of Total Share holding of Company)	-	-	-	-	-	-	-	-	-
(b) Non-encumbered (No. of Shares)									
No. of Shares	150,300	150,300	150,300	150,300	150,300	150,300	150,300	150,300	150,300
No. of Shares (% of Holding Promoters and promoters Group)	62.63	62.63	62.63	62.63	62.63	62.63	62.63	62.63	62.63
No. of Shares (% of Total Share holding of Company)	100	100	100	100	100	100	100	100	100
B) INVESTOR COMPLAINTS									
Pending at the beginning of the quarter	-	-	-	-	-	-	-	-	-
Received during the quarter	-	-	-	-	-	-	-	-	-
Disposed of during the quarter	-	-	-	-	-	-	-	-	-
Remaining unresolved at the end of the quarter	-	-	-	-	-	-	-	-	-

NOTES :-

- 1) The above results have been approved and taken on record by the Board of directors meeting held on 10th November, 2015 and the above results have been
- 2) The accounts have been prepared using the same Accounting Policies and Standards as those followed in previous years except for Accounting Standard 15 - notified under Companies (Accounting Standards) Rules, 2006 presently applicable vide Rule 7(1) of Companies (Accounts) Rules, 2014 regarding Gratuity and
- 3) No provision has been made for Gratuity and Leave Salary for the half year ended 30th September, 2015 as such provision will be made after obtaining Actuarial
- 4) Previous period figures have been regrouped / rearranged where necessary.

Place : Mumbai

Date : 10th November, 2015

For KUSAM ELECTRICAL INDUSTRIES LIMITED

sd/-
Chandmal Goliya
Whole Time Director

