




ATLAS CYCLES (HARYANA) LTD.
REGD.OFFICE:INDUSTRIAL AREA ,SONEPAT-131001(HARYANA)
UNAUDITED FINANCIAL RESULTS YEAR ENDED 31.03.2015


	PARTICULARS	3 months	Preceding	Corresponding	For the	Previous
		ended	3months	3 months	year ended	year ended
			ended	ended		
		31.03.2015	31.12.2014	31.03.2014	31.03.2015	31.03.2014
		(Unaudited)	(Unaudited)	(Unaudited)	(Unaudited)	(Audited)
1	Income from operations					
	a) Net Sales from operations (net of excise)	13324	15176	18730	59334	65011
	b) other operating profit	7	444	173	836	139
	Total Income from operations (Net)	13331	15620	18903	60170	65150
2	Expenses					
	a) Cost of Materials Consumed	9857	13562	13295	47334	48055
	b) Purchase of Stock in trade	517	0	351	517	351
	c) Change in Inventories of finished goods, work in progress and stock in trade.	-211	-108	-64	-220	-150
	d)Employees benefit expenses	985	906	1124	3871	4022
	e)Depriciation and amortisation expenses	167	157	161	666	713
	f) Other expenses	2102	2771	4014	9961	12768
	Total expenses	13417	17288	18881	62129	65759
3	Profit from operations before other income, finance costs and exceptional items	-86	-1668	22	-1959	-609
4	Other income	29	19	2	730	40
5	Profit from ordinary activities before finance costs and exceptional items	-57	-1649	24	-1229	-569
6	Finance costs	267	252	290	1153	922
7	Profit from ordinary activities after finance costs but before exceptional items	-324	-1901	-266	-2382	-1491
8	Exceptional Items	0	0	0	0	0
9	Profit from ordinary activities before tax	-324	-1901	-266	-2382	-1491

10	Tax Expenses	0	0	0	0	-483
11	Net profit from ordinary activities after tax	-324	-1901	-266	-2382	-1008
12	Extraordinary Items	0	0	0	0	0
13	Net Profit for the periods	-324	-1901	-266	-2382	-1008
14	Share of profit of associates	0	0	0	0	0
15	Minority interest	0	0	0	0	0
16	Net profit after tax, minority interest and	-324	-1901	-266	-2382	-1008
	Share of profit of associates					
17	Paidup equity share capital(face value of Rs.10 each)	325	325	325	325	325
18	Reserves excluding Revaluation reserves as per balance sheet of previous accounting year					
19	Earning per share (before extraordinary items) (of Rs.10/ each) (not annualised)					
	a) basic	-9.97	-58.49	-8.18	-73.29	-31.02
	b) diluted	-9.97	-58.49	-8.18	-73.29	-31.02
20	Earning per share (after extraordinary items) (of Rs.10/ each) (not annualised)					
	a) basic	-9.97	-58.49	-8.18	-73.29	-31.02
	b) diluted	-9.97	-58.49	-8.18	-73.29	-31.02
A	Selected information for the Quarter and year ended 31.03.2014					
1	Public Shareholding					
	- Number of shares	1797354	1797554	1797554	1797354	1797554
	Percentage of shareholding	55.270	55.276	55.276	55.270	55.276
2	Promoters and Promoters Group Shareholding					
	a) Pledged /Encumbered					
	- Number of shares	nil	nil	nil	nil	nil
	-Percentage of shares (as a % of the total sharehold of promoters and promoters group)	nil	nil	nil	nil	nil
	-Percentage of shares (as a % of the total share cap of the company)	nil	nil	nil	nil	nil

b) Non-encumbered					
- Number of shares	1454565	1454365	1454365	1454565	1454365
-Percentage of shares (as a % of the total shareholding of promoters and promoters group)	100	100	100	100	100
-Percentage of shares (as a % of the total share capital of the company)	44.73	44.724	44.724	44.73	44.724
Particulars	3 months ended				
B INVESTORS COMPLAINTS					
Pending at the beginning of the quarter	nil				
Received during the quarter	2				
Disposed of during the quarter	2				
Remaining unresolved at the end of the quarter	nil				
NOTES:					
1. In accordance with clause 41 of the Listing Agreement, the unaudited standalone financial results of the Company will however, be available on the Company's website www.atlasbicycles.com and on website of BSE (www.bseindia.com) and /or NSE (www.nseindia.co.in)					
2. The above results were reviewed by the Audit Committee and approved by the Board of Directors in its meeting held on 14.05.2015					
3. Previous period figures have been regrouped/rearranged wherever necessary to confirm to classification of this period					
It is certified that the audited financial results do not contain any false or misleading statement or figures and do not omit any material fact which make the statements or figures contained therein misleading.					
By order of the Board for ATLAS CYCLES (HARYANA) LIMITED					
 (I.D. CHUGH) (Whole Time Director)					
NEW DELHI :					
14.05.2015					
 					
C.M.DHALL	G.IYER	S.KHANNA			
C.E.O / C.F.O.	CFO	C.F.O.			
Malanpur unit	Sonipat unit	Sahibabad unit			

STATEMENT OF ASSETS AND LIABILITIES			
DESCRIPTION		Year ended	Year ended
		UNAUDITED	Audited
EQUITY AND LIABILITIES		31.03.2015	31.03.2014
SHAREHOLDERS FUNDS			
	Share Capital	325	325
	Reserves and Surplus	8915	11297
		9240	11622
SHARE APPLICATION MONEY PENDING ALLOTMENT			
NON-CURRENT LIABILITIES			
	Long-term borrowings	510	939
	Deferred tax liabilities (net)	364	364
	Other Long term liabilities	252	270
	Long-term provisions	95	73
		1221	1646
CURRENT LIABILITIES			
	Short-term borrowings	6821	8296
	Trade payables	10369	12612
	Other current liabilities	2567	5012
	Short-term provisions	2645	3814
		22402	29734
	TOTAL	32863	43002
ASSETS			
NON-CURRENT ASSETS			
	Fixed Assets		
	Tangible assets	9627	9037
	Intangible assets		0
	Capital work-in-progress		440
	Intangible assets under development		0
	Non-current investments	127	131
	Deferred tax assets (net)		0
	Long-term loans and advances	319	1696
	Other non-current assets	43	3
		10116	11307
CURRENT ASSETS			
	Current investments	1205	1073
	Inventories	4594	9268
	Trade receivables	12161	16238
	Cash and Bank Balances	264	287
	Short-term loans and advances	3189	4815
	Other current assets	1334	14
		22747	31695
	TOTAL	32863	43002

By order of the Board
for ATLAS CYCLES (HARYANA) LIMITED


(I.D. CHUGH)
(Whole Time Director)