
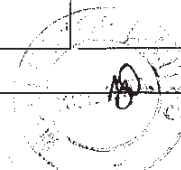


Quarterly & Half Yearly Financial Result by Companies Other than Banks							
Particulars	3 months ended (dd-mm-yyyy)	Previous 3 months ended (dd-mm-yyyy)	Corresponding 3 months ended in the previous year (dd-mm-yyyy)	Year to date figures for current period ended (dd-mm-yyyy)	Year to date figures for previous period ended (dd-mm-yyyy)	Previous accounting year ended (dd-mm-yyyy)	
A	Date of start of reporting quarter	01-07-2015	01-04-2015	01-07-2014	01-04-2015	01-04-2014	01-04-2014
B	Date of end of reporting quarter	30-09-2015	30-06-2015	30-09-2014	30-09-2015	30-09-2014	31-03-2015
C	Whether results are audited or unaudited	Unaudited	Unaudited	Unaudited	Unaudited	Unaudited	Audited
D	Nature of report standalone or consolidated	Standalone	Standalone	Standalone	Standalone	Standalone	Standalone
Part I							
1	Revenue From Operations						
	Net sales or Revenue from Operations	23950.5	26108.08	16052.4	50130.58	37978.24	71424.96
	Other operating revenues	0	0	0	0	0	0
	Total Revenue from operations (net)	23950.5	26108.08	16052.4	50130.58	37978.24	71424.96
2	Expenses						
(a)	Cost of materials consumed	0	0	0	0	0	0
(b)	Purchases of stock-in-trade	21925.6	23995.47	15430.84	45921.07	36667.95	71220.66
(c)	Changes in inventories of finished goods, work-in-progress and stock-in-trade	1049.5	1186.64	0	0	0	-2632.78
(d)	Employee benefit expense	228	188	213	416	371	761.5
(e)	Depreciation and amortisation expense	0	0	0	0	0	0
(f)	Other Expenses						
1	OTHER EXPENSES	517.103	411.06	275.06	1063.26	565.25	1742.55
	Total other expenses	517.103	411.06	275.06	1063.26	565.25	1742.55



Mayank Singh

Quarterly & Half Yearly Financial Result by Companies Other than Banks							
Particulars		3 months ended (dd-mm-yyyy)	Previous 3 months ended (dd-mm-yyyy)	Corresponding 3 months ended in the previous year (dd-mm-yyyy)	Year to date figures for current period ended (dd-mm-yyyy)	Year to date figures for previous period ended (dd-mm-yyyy)	Previous accounting year ended (dd-mm-yyyy)
A	Date of start of reporting quarter	01-07-2015	01-04-2015	01-07-2014	01-04-2015	01-04-2014	01-04-2014
B	Date of end of reporting quarter	30-09-2015	30-06-2015	30-09-2014	30-09-2015	30-09-2014	31-03-2015
C	Whether results are audited or unaudited	Unaudited	Unaudited	Unaudited	Unaudited	Unaudited	Audited
D	Nature of report standalone or consolidated	Standalone	Standalone	Standalone	Standalone	Standalone	Standalone
Part I							
	Total expenses	23720.203	25781.17	15918.9	47400.33	37604.2	71091.93
3	Profit (loss) from operations before other income, finance costs and exceptional items	230.297	326.91	133.5	2730.25	374.04	333.03
4	Other income	0	0	0	0	0	0
5	Profit (loss) from ordinary activities before finance costs and exceptional items	230.297	326.91	133.5	2730.25	374.04	333.03
6	Finance costs	135.101	0	0	0	0	0
7	Profit (loss) from ordinary activities after finance costs but before exceptional items	95.196	326.91	133.5	2730.25	374.04	333.03
8	Exceptional items	0	0	0	0	0	0
9	Profit (loss) from ordinary activities before tax	95.196	326.91	133.5	2730.25	374.04	333.03
10	Tax Expense	71.162	123.26	44.05	152.68	118.38	274.61
11	Net profit (loss) from ordinary activities after tax	24.034	203.65	89.45	2577.57	255.66	58.42
12	Extraordinary items	0	0	0	0	0	0
13	Net profit (loss) for the period	24.034	203.65	89.45	2577.57	255.66	58.42
14	Share of profit (loss) of associates						
15	Profit (loss) of minority interest						
16	Net Profit (loss) after taxes minority interest and share of profit (loss) of associates	24.034	203.65	89.45	2577.57	255.66	58.42
17	Details of equity share capital						



Mayank Daga

	Paid-up equity share capital	302400	302400	302400	302400	302400	302400
	Face value of equity share capital	10	10	10	10	10	10
18	Reserves excluding revaluation reserve	0	0	0	0	0	-2810.13



Quarterly & Half Yearly Financial Result by Companies Other than Banks						
Particulars	3 months ended (dd-mm-yyyy)	Previous 3 months ended (dd-mm-yyyy)	Corresponding 3 months ended in the previous year (dd-mm-yyyy)	Year to date figures for current period ended (dd-mm-yyyy)	Year to date figures for previous period ended (dd-mm-yyyy)	Previous accounting year ended (dd-mm-yyyy)
A	Date of start of reporting quarter	01-07-2015	01-04-2015	01-07-2014	01-04-2015	01-04-2014
B	Date of end of reporting quarter	30-09-2015	30-06-2015	30-09-2014	30-09-2015	31-03-2015
C	Whether results are audited or unaudited	Unaudited	Unaudited	Unaudited	Unaudited	Audited
D	Nature of report standalone or consolidated	Standalone	Standalone	Standalone	Standalone	Standalone
Part I						
19	Earnings per share					
i	Earnings per share before extraordinary items					
	Basic earnings per share before extraordinary items	0.002	0.01	0.003	0.09	0.01
	Diluted earnings per share before extraordinary items	0.002	0.01	0.003	0.09	0.01
ii	Earnings per share after extraordinary items					
	Basic earnings per share after extraordinary items	0.002	0.01	0.003	0.09	0.01
	Diluted earnings per share after extraordinary items	0.002	0.01	0.003	0.09	0.01
Part II						
1	Public share holding [abstract]					
	Number of shares of held by public	29208970	29208970	29208970	29208970	29208270
	Percentage of shareholding held by public	96.590%	96.590%	96.590%	96.590%	96.590%
2	Promoters and promoters group shareholding [abstract]					
(a)	Details of pledged or encumbered shares [abstract]					
	Pledged/Encumbered - Number of shares	0	0	0	0	0
	Pledged/Encumbered - Percentage of shares (as a % of the total shareholding of promoter and promoter group)	0.000%	0.000%	0.000%	0.000%	0.000%
	Pledged/Encumbered - Percentage of shares (as a % of the total share capital of the company)	0.000%	0.000%	0.000%	0.000%	0.000%



Mayank Datta

Quarterly & Half Yearly Financial Result by Companies Other than Banks							
Particulars		3 months ended (dd-mm-yyyy)	Previous 3 months ended (dd-mm-yyyy)	Corresponding 3 months ended in the previous year (dd-mm-yyyy)	Year to date figures for current period ended (dd-mm-yyyy)	Year to date figures for previous period ended (dd-mm-yyyy)	Previous accounting year ended (dd-mm-yyyy)
A	Date of start of reporting quarter	01-07-2015	01-04-2015	01-07-2014	01-04-2015	01-04-2014	01-04-2014
B	Date of end of reporting quarter	30-09-2015	30-06-2015	30-09-2014	30-09-2015	30-09-2014	31-03-2015
C	Whether results are audited or unaudited	Unaudited	Unaudited	Unaudited	Unaudited	Unaudited	Audited
D	Nature of report standalone or consolidated	Standalone	Standalone	Standalone	Standalone	Standalone	Standalone
Part II							
(b) Details of non-encumbered shares [abstract]							
	Non-encumbered - Number of Shares	1031030	1031030	1031030	1031030	1031030	1031030
	Non-encumbered - Percentage of shares (as a% of the total shareholding of promoter and promoter group)	100.000%	0.000%	0.000%	0.000%	0.000%	0.000%
	Non-encumbered - Percentage of shares (as a % of the total share capital of the company)	3.410%	3.410%	3.410%	3.410%	3.410%	3.410%
B Investor Complaints							
	Pending at the beginning of the quarter	0					
	Received during the quarter	0					
	Disposed of during the quarter	0					
	Remaining unresolved at the end of the quarter	0					
	Disclosure of notes on financial results	Textual Information(1)					



Text Block	
Textual Information(1)	1)Segment report for the quarter as per AS17 is not applicable for this quarter 2)Above reports were reviewed by Audit Committee and taken on records by board of directors on the meeting held on 5th November,2015 3)Auditor of the company have carried out "Limited Review" of the above financial results




Page.

Statement of Asset and Liabilities		
Particulars	Half year ended (dd-mm-yyyy)	Year ended (dd-mm-yyyy)
Date of start of reporting quarter	01-04-2015	01-04-2014
Date of end of reporting quarter	30-09-2015	31-03-2015
Whether results are audited or unaudited	Unaudited	Audited
Nature of report standalone or consolidated	Standalone	Standalone
Equity and liabilities		
1	Shareholders' funds	
	Share capital	302400
	Reserves and surplus	-2510.44
	Money received against share warrants	0
	Total shareholders' funds	299889.56
2	Share application money pending allotment	0
3	Deferred government grants	0
4	Minority interest	
5	Non-current liabilities	
	Long-term borrowings	0
	Deferred tax liabilities (net)	0
	Foreign currency monetary item translation difference liability account	0
	Other long-term liabilities	0
	Long-term provisions	0
	Total non-current liabilities	0
6	Current liabilities	
	Short-term borrowings	0
	Trade payables	8365.746
	Other current liabilities	10
	Short-term provisions	299.182
	Total current liabilities	8674.928
	Total equity and liabilities	308564.488
Assets		
1	Non-current assets	
(i)	Fixed assets	
	Tangible assets	0
	Producing properties	
	Intangible assets	0
	Preproducing properties	
	Tangible assets capital work-in-progress	




	Intangible assets under development or work-in-progress		
	Total fixed assets	0	0
(ii)	Non-current investments	284878.4	285378.4
(iii)	Deferred tax assets (net)	0	0



Statement of Asset and Liabilities		
Particulars	Half year ended (dd-mm-yyyy)	Year ended (dd-mm-yyyy)
Date of start of reporting quarter	01-04-2015	01-04-2014
Date of end of reporting quarter	30-09-2015	31-03-2015
Whether results are audited or unaudited	Unaudited	Audited
Nature of report standalone or consolidated	Standalone	Standalone
(iv) Foreign currency monetary item translation difference asset account		
(v) Long-term loans and advances	0	0
(vi) Other non-current assets	2186.493	2186.49
Total non-current assets	287064.893	287564.89
Current assets		
Current investments	0	0
Inventories	396.642	2632.784
Trade receivables	9300.2	9747.662
Cash and bank balances	11567.26	159.314
Short-term loans and advances	145.493	5.05
Other current assets	90	90
Total current assets	21499.595	12634.81
Total assets	308564.488	300199.7
Disclosure of notes on assets and liabilities		



Text Block



Format for Reporting Segmenet wise Revenue, Results and Capital Employed along with the company results						
Particulars	3 months ended (dd-mm-yyyy)	Previous 3 months ended (dd-mm-yyyy)	Corresponding 3 months ended in the previous year (dd-mm-yyyy)	Year to date figures for current period ended (dd-mm-yyyy)	Year to date figures for previous period ended (dd-mm-yyyy)	Previous accounting year ended (dd-mm-yyyy)
Date of start of reporting quarter	01-07-2015	01-04-2015	01-07-2014	01-04-2015	01-04-2014	01-04-2014
Date of end of reporting quarter	30-09-2015	30-06-2015	30-09-2014	30-09-2015	30-09-2014	31-03-2015
Whether accounts are audited or unaudited	Unaudited	Unaudited	Unaudited	Unaudited	Unaudited	Audited
Nature of report standalone or consolidated	Standalone	Standalone	Standalone	Standalone	Standalone	Standalone
1 Segment Revenue (Income)						
(net sale/income from each segment should be disclosed)						
Total Segment Revenue						
Less: Inter segment revenue						
Revenue from Operations						
2 Segment Result						
Profit (+) / Loss (-) before tax and interest from each segment						
Total Profit before tax						
i. Finance cost						
ii. Other Unallocable Expenditure net off Unallocable income						
Profit before tax						
3 Capital Employed						
(Segment Asset - Segment Liabilities)						
Total Capital Employed						
Disclosure of notes on segments						

