



# G. K. CONSULTANTS LIMITED

PROJECT CONSULTANTS-CONCEPT TO COMMISSIONING  
302, G. K. HOUSE, 187A, SANT NAGAR, EAST OF KAILASH,  
NEW DELHI-110065, INDIA  
PHONE : 26489299, 26489431 FAX : 011-26489299  
E-mail : akg\_gkcl@yahoo.co.in

CIN : L74140DL1988PLC034109

CORPORATE RELATIONSHIP DEPARTMENT,  
BSE Limited,  
14<sup>th</sup> Floor,  
Phiroze Jeejeebhoy Towers,  
Dalal Street, Fort,  
Mumbai – 400 001

**Sub.: Extract of Unaudited Financial Results for the Quarter Ended 30.09.2016**

**Reg.: G. K. CONSULTANTS LIMITED**

Respected Sir,

Pursuant to Regulation 33 of the Securities and Exchange Board of India (Listing Obligations and Disclosure Requirements) Regulations, 2015, we are sending herewith the statement of Unaudited Financial Results for the Quarter Ended 30.09.2016 for your kind perusal and record. The same were taken on record at the meeting of the Board held on Monday the 14<sup>th</sup> November, 2016.

A copy of the Limited Review Report submitted by the Statutory Auditors on the standalone results is attached herewith.

Thanking You,

Yours truly,

For **G. K. CONSULTANTS LIMITED**

  
**(SUBODH GUPTA)**  
**DIRECTOR**

**Date: 14.11.2016**

**G.K. CONSULTANTS LIMITED**

**STATEMENT OF STANDALONE UNAUDITED FINANCIAL RESULTS FOR THE QUARTER ENDED 30TH SEPTEMBER 2016**

(Amount in Lakhs)

SI.NO.	Particulars	Quarter Ended			Half Year Ended		Year Ended
		30.09.2016	30.06.2016	30.09.2015	30.09.2016	30.09.2015	31.03.2016
		(Unaudited)	(Unaudited)	(Unaudited)	(Unaudited)	(Unaudited)	(Audited)
	(1)	(2)	(3)	(4)	(5)	(6)	
<b>1</b>	<b>Income from operations</b>						
	a) Net Sales /Income from operations	390.39	842.85	157.82	1233.24	379.43	2964.26
	b) Other Operating Income-Interest	0.00	0.00	11.44	0.00	21.38	0.68
	<b>Total Income from operations (net)</b>	<b>390.39</b>	<b>842.85</b>	<b>169.26</b>	<b>1233.24</b>	<b>400.81</b>	<b>2964.94</b>
<b>2</b>	<b>Expenses</b>						
	a. Cost of material consumed	0.00	0.00	0.00	0.00	0.00	0.00
	b. Purchase of stock-in-trade	327.52	886.60	141.95	1214.12	384.83	2952.50
	c. Changes in inventories of finished goods, work in progress and stock-in-trade	32.19	-68.27	0.69	-36.07	-22.38	-57.20
	d. Employee benefits expenses	6.41	6.23	6.09	12.63	12.60	24.42
	e. Depreciation and amortisation expenses	0.10	0.10	0.09	0.20	0.18	0.39
	f. Other expenses	17.84	7.38	3.16	25.22	8.68	14.61
	<b>Total expenses</b>	<b>384.06</b>	<b>832.04</b>	<b>151.98</b>	<b>1216.10</b>	<b>383.90</b>	<b>2934.72</b>
<b>3</b>	Profit/(Loss) from operation before Other income, finance costs & Exceptional items (1-2)	6.33	10.81	17.28	17.15	16.91	30.22
<b>4</b>	Other Income	0.00	0.00	0.00	0.00	0.00	0.00
<b>5</b>	<b>Profit/(Loss) from ordinary activities before financial costs and Exceptional items (3+4)</b>	<b>6.33</b>	<b>10.81</b>	<b>17.28</b>	<b>17.15</b>	<b>16.91</b>	<b>30.22</b>
<b>6</b>	Finance Cost	0.00	0.00	0.00	0.00	0.00	0.00
<b>7</b>	<b>Profit/(Loss) from ordinary activities after financial costs but before Exceptional items (5+6)</b>	<b>6.33</b>	<b>10.81</b>	<b>17.28</b>	<b>17.15</b>	<b>16.91</b>	<b>30.22</b>
<b>8</b>	Exceptional Items	0.00	0.00	0.00	0.00	0.00	0.00
<b>9</b>	<b>Profit(+)/Loss(-) from ordinary activities before tax (7+8)</b>	<b>6.33</b>	<b>10.81</b>	<b>17.28</b>	<b>17.15</b>	<b>16.91</b>	<b>30.22</b>
<b>10</b>	Tax Expenses (Including Deferred Tax for Current period)	0.00	0.00	0.00	0.00	0.00	9.00
<b>11</b>	<b>Net Profit(+)/Loss(-) from Ordinary Activities After tax (9-10)</b>	<b>6.33</b>	<b>10.81</b>	<b>17.28</b>	<b>17.15</b>	<b>16.91</b>	<b>21.22</b>
<b>12</b>	Extraordinary Items (net of tax Rs. Expenses -----Lakhs)	0.00	0.00	0.00	0.00	0.00	0.00
<b>13</b>	Net Profit/(Loss) after taxes (11+12)	6.33	10.81	17.28	17.15	16.91	21.22
<b>14</b>	Share of Profit /(Loss) of Associates	0.00	0.00	0.00	0.00	0.00	0.00
<b>15</b>	Minority Interest	0.00	0.00	0.00	0.00	0.00	0.00
<b>16</b>	<b>Net Profit(+)/Loss(-) after taxes, minority interest and share of profit/(loss) of associates (13+14+15)</b>	<b>6.33</b>	<b>10.81</b>	<b>17.28</b>	<b>17.15</b>	<b>16.91</b>	<b>21.22</b>
<b>17</b>	Paid-up equity share capital (Face Value of Rs. 10/- each)	531.18	531.18	531.18	531.18	531.18	531.18
<b>18</b>	Reserves (excluding Revaluation Reserves) as per balance sheet of previous accounting year	126.51	120.18	104.88	126.51	104.88	109.36
<b>19</b>	Earning per share (before extraordinary items )						
	a) Basic (Rs.)	0.12	0.20	0.33	0.32	0.32	0.40
	b) Diluted (Rs.)	0.12	0.20	0.33	0.32	0.32	0.40
<b>20</b>	Earning per share (after extraordinary items )						
	a) Basic (Rs.)	0.12	0.20	0.33	0.32	0.32	0.40
	b) Diluted (Rs.)	0.12	0.20	0.33	0.32	0.32	0.40




**G.K. CONSULTANTS LIMITED**

STATEMENT OF STANDALONE UNAUDITED FINANCIAL RESULTS FOR THE QUARTER ENDED 30TH SEPTEMBER 2016

Particulars	Quarter Ended			Half Year Ended		Year Ended
	30.09.2016	30.06.2016	30.06.2015	30.09.2016	30.09.2015	31.03.2016
	(Unaudited)	(Unaudited)	(Unaudited)	(Unaudited)	(Unaudited)	(Audited)
	(1)	(2)	(3)	(4)	(5)	(6)
<b>A PARTICULARS OF SHAREHOLDING</b>						
<b>1 Public Shareholding :</b>						
** Number of shares	5227200	5227200	5227200	5227200	5227200	5227200
** Percentage of Shareholding	98.41	98.41	98.41	98.41	98.41	98.41
<b>2 Promoters and promoter group shareholding</b>						
<b>a) Pledged/Encumbered</b>						
- Number of Shares	Nil	Nil	Nil	Nil	Nil	Nil
- Percentage of shares	Nil	Nil	Nil	Nil	Nil	Nil
(as a % of the total shareholding of promoter and promoter group company)						
-Percentage of shares (as a % of the total share capital of the company)						
<b>b) Non-encumbered</b>						
- Number of Shares	5311800	5311800	5311800	5311800	5311800	5311800
- Percentage of shares	100.00	100.00	100.00	100.00	100.00	100.00
(as a % of the total shareholding of promoter and promoter group company)						
-Percentage of shares (as a % of the total share capital of the company)	1.59	1.59	1.59	1.59	1.59	1.59


<b>B INVESTOR COMPLAINTS DURING THE QUARTER ENDED 30.09.2016</b>	
Pending at the beginning of the quarter	NIL
Received during the quarter	NIL
Disposed of during the quarter	NIL
Remaining unresolved at the end of the quarter	NIL



**G.K. CONSULTANTS LIMITED**  
**AUDITED STATEMENT OF ASSETS AND LIABILITIES**

	Current Year as at 30.09.2016	Previous Year as at 31.03.2016	
<b>A</b>	<b><u>EQUITY AND LIABILITIES</u></b>		
<b>1</b>	<b>Shareholders' Funds</b>		
a)	Share Capital	531.18	531.18
b)	Reserves and surplus	126.51	109.36
c)	Money received against share warrants	0.00	0.00
	<b>Sub -total -Shareholders' funds</b>	<b>657.69</b>	<b>640.54</b>
<b>2</b>	Share application money pending allotment	0.00	0.00
<b>3</b>	Minority Interest	0.00	0.00
<b>4</b>	<b>Non-current liabilities</b>		
a)	Long -term borrowings	0.00	0.00
b)	Deferred tax liabilities (net)	0.09	0.09
c)	Other long-term liabilities	0.00	0.00
d)	Long-term provisions	0.00	0.00
	<b>Sub -total -Non- current liabilities</b>	<b>0.09</b>	<b>0.09</b>
<b>5</b>	<b>Current liabilities</b>		
a)	Short-term borrowings	0.00	0.00
b)	Trade payables	0.07	2.22
c)	Other current liabilities	3.05	0.00
d)	Short -term provisions	0.44	9.53
	<b>Sub -total -Current liabilities</b>	<b>3.56</b>	<b>11.75</b>
	<b>Total Equity &amp; Liabilities</b>	<b>661.33</b>	<b>652.38</b>
<b>B</b>	<b><u>ASSETS</u></b>		
<b>1</b>	<b>Non-current assets</b>		
a)	Fixed Assets	1.07	1.26
b)	Non -current investments	40.00	45.07
c)	Deferred tax assets	0.00	0.00
d)	Long-term loans and advances	0.00	0.00
e)	Other non-current assets	0.00	0.00
	<b>Sub -total -Non-current assets</b>	<b>41.07</b>	<b>46.33</b>
<b>2</b>	<b>Current assets</b>		
a)	Current investments	0.00	0.00
b)	Inventories	170.28	134.20
c)	Trade receivables	56.95	0.00
d)	Cash and cash equivalents	7.12	8.35
e)	Short -term loans and advances	369.42	440.99
f)	Other current assets	16.50	22.51
	<b>Sub -total -Current assets</b>	<b>620.27</b>	<b>606.05</b>
	<b>Total Assets</b>	<b>661.33</b>	<b>652.38</b>

to be contd..



**G.K. CONSULTANTS LIMITED**

**UNAUDITED STATEMENT OF ASSETS AND LIABILITIES**


Particulars	Quarter Ended			Half Year Ended		Year Ended
	30.09.2016	30.6.2016	30.09.2016	30.09.2016	30.09.2015	31.03.2016
<b>Segment Revenue</b>						
<b>(Net Sales/Income</b>						
a) Share Account	380.91	833.14	152.29	1214.05	373.90	2911.33
b) Commission Income	0.00	0.00	5.54	0.00	5.54	6.85
c) Interest Account	9.48	9.71	11.43	19.19	21.38	46.08
d) Other Operating Income	0.00	0.00	0.00	0.00	0.00	0.00
e) Professional Advisory Income	0.00	0.00	0.00	0.00	0.00	0.00
<b>Total Income from Operations</b>	<b>390.39</b>	<b>842.85</b>	<b>169.26</b>	<b>1233.25</b>	<b>400.82</b>	<b>2964.26</b>
<b>Segment Results</b>						
(Profit before Tax and interest)						
a) Share Account	21.19	14.81	9.64	36.00	11.45	16.03
b) Commission Income	0.00	0.00	5.54	0.00	5.54	6.85
c) Interest Account	9.48	9.71	11.43	19.19	21.38	46.08
d) Other Operating Income	0.00	0.00	0.00	0.00	0.00	0.68
e) Professional Advisory Income	0.00	0.00	0.00	0.00	0.00	0.00
<b>Total</b>	<b>30.68</b>	<b>24.52</b>	<b>26.61</b>	<b>55.20</b>	<b>38.37</b>	<b>69.65</b>
Less : i. Interest						
ii. Other un-allocable exp.	24.35	13.71	9.33	38.05	21.45	48.43
<b>Total Profit Before Tax</b>	<b>6.33</b>	<b>10.81</b>	<b>17.28</b>	<b>17.15</b>	<b>16.92</b>	<b>21.22</b>


**NOTES:**

- (a) The above unaudited results for the quarter ended 30st September , 2016 were reviewed and recommended by the Audit Committee in its meeting and thereafter have been taken on record by the Board of directors in its meeting held on 14th September, 2016.
- (b) Pursuant to Regulations 52 of SEBI(LODR) Regulations , 2015, it is submitted that no projections for the quarter ended 30.09.2016 ( F.Y.2016-17) were incorporated in prospectus and therefore comparison between actual results and projected results is not possible.
- (c) Effective from 1st April 2014, the company statrted providing depreciation and amortisation in terms of the requirement of Schedule II of the Companies Act, 2013.
- (d) The figures have been regrouped/reclassified and rearranged wherever considered necessary.
- (e) The Contingent Reserve on Standard Assets has been created as per Notification no. DNBS 207/03.02.002/2010-11 dated 17.01.2011 of RBI for NBFCs.
- (f) Due to nature of business, it is not possible to determine segmentwise capital employed as it is used interchangeable between segments.
- (g) No provision for Income Tax is made for the current period including accounting for deferred taxation in accordance with Accounting Standard 22 of ICAI.
- (h) The Statutory Auditors of the Company have carried out Limited Review Report of the above results.

PLACE: New Delhi

DATE : 14.11.2016

By Order of the Board  
  
 (SUBODH GUPTA)  
 DIRECTOR (DUY00006243)





**UMESH AMITA & CO.**  
**Chartered Accountants**


To, Independent Auditors' Limited Review Report  
The Board of Directors,  
G.K. Consultants Limited,  
302, G.K. House,  
187A, Sant Nagar,  
East of Kailash,  
New Delhi-110 065

We have reviewed the accompanying statement of Unaudited financial results of M/s G. K. Consultants Limited for the period ended 30.09.2016. This statement is the responsibility of the Company's Management and has been approved by the Board of Directors. Our responsibility is to issue a report on these financial statements based on our review.

We conducted our review in accordance with the Standard on Review Engagement (SRE) 2400, engagements to Review Financial Statements issued by the Institute of Chartered Accountants of India. This standard requires that we plan and perform the review to obtain moderate assurance as to whether the financial statements are free of material misstatement. A review is limited primarily to inquiries of company personnel and analytical procedures applied to financial data and thus provides less assurance than an audit. We have not performed an audit and accordingly, we do not express an audit opinion.

Based on our review conducted as above, nothing has come to our attention that causes us to believe that the accompanying statement of unaudited financial results prepared in accordance with applicable accounting standards and other recognized accounting practices and policies has not disclosed the information required to be disclosed in terms of Regulation 33 of the SEBI (Listing Obligations and Disclosure Requirements) Regulations, 2015 including the manner in which it is to be disclosed, or that it contains any material misstatement.

**For UMESH AMITA & CO.**  
**Chartered Accountants**  
**FRN: 007238C**



(CA. AKASH GARG)  
Partner, M.No. 420145

Place: New Delhi  
Date: 14.11.2016

40-40A, Siddharth Enclave, Mau Road, Khandari, Agra-282005  
Ph. No. 0562- 4000924, 4000923  
Firm PAN NO.:- AAUFU3595N  
Firm Regd No.:- 007238C  
Email Id: umeshamita@gmail.com

**FINANCIAL RESULTS FOR THE QUARTER ENDED 30.09.2016 of G.K. CONSULTANTS LIMITED**

Registered Office : 302, G.K. House, 187A, Sant Nagar, East of Kailash, New Delhi- 110 065

CIN : L74140DL1988PLC034109

(Rs. in lakhs)

Sl.No.	Particulars	3 months ended 30.09.2016 (with limited review)
1	Income from operations	
	a) Net Sales /Income from operations	390.39
	b) Other Operating Income-Interest	0.00
	Total Income from operations (net)	390.39
2	Expenses	
	a. Cost of material consumed	0.00
	b. Purchase of stock-in-trade	327.52
	c. Changes in inventories of finished goods, work in progress and stock- in- trade	32.19
	d. Employee benefits expenses	6.41
	e. Depreciation and amortisation expenses	0.10
	f. Other expenses	17.84
	g. Total expenses	384.06
3	Profit/(Loss) from operation before Other income, finance costs & Exceptional items (1-2)	6.33
4	Other Income	0.00
5	Profit/(Loss) from ordinary activities before financial costs and Exceptional items (3+4)	6.33
6	Finance Cost	0.00
7	Profit/(Loss) from ordinary activities after financial costs but before Exceptional items (5+6)	6.33
8	Exceptional items	0.00
9	Profit(+)/Loss(-) from ordinary activities before tax (7+8)	6.33
10	Tax Expenses (Including Deferred Tax for Current period)	0.00
11	Net Profit(+)/Loss(-) from Ordinary Activities After tax (9-10)	6.33
12	Extraordinary Items (net of tax Rs. Expenses -----Lakhs)	0.00
13	Net Profit/(Loss) after taxes (11+12)	6.33
14	Share of Profit /(Loss) of Associates	0.00
15	Minority Interest	0.00
	Net Profit(+)/Loss(-) after taxes, minority interest and share of profit/(loss) of associates (13+14+15)	6.33
16	share of profit/(loss) of associates (13+14+15)	6.33
17	Paid-up equity share capital (Face Value of Rs. 10/- each)	531.18
18	Reserves (excluding Revaluation Reserves) as per balance sheet of previous accounting year	126.51
19	Earning per share (before extraordinary items )	
	a) Basic (Rs.)	0.12
	b) Diluted (Rs.)	0.12
20	Earning per share (after extraordinary items )	
	a) Basic (Rs.)	0.12
	b) Diluted (Rs.)	0.12
<b>A</b>	<b>PARTICULARS OF SHAREHOLDING</b>	
1	Public Shareholding :	
	** Number of shares	5227200
	** Percentage of Shareholding	98.41
2	Promoters and promoter group shareholding	
	a) Pledged/Encumbered	
	- Number of Shares	Nil
	- Percentage of shares	Nil
	(as a % of the total shareholding of promoter and promoter group company)	
	-Percentage of shares (as a % of the total share capital of the company)	
	b) Non-encumbered	
	- Number of Shares	5311800
	- Percentage of shares	100.00
	(as a % of the total shareholding of promoter and promoter group company)	
	-Percentage of shares (as a % of the total share capital of the company)	1.59

As per our separate report of even date attached

for UMESH AMITA & Co.  
Chartered Accountants



M. No. 420145  
Place : New Delhi (Camp)  
Date : 14.11.2016

By order of the Board

