

AURIONPRO SOLUTIONS LIMITED

STATEMENT OF STANDALONE AUDITED FINANCIAL RESULTS FOR THE QUARTER AND YEAR ENDED 31st MARCH 2015

PART - I

(Rs. in Lakhs)

Sr. No.	Sr. No.	Particulars	Quarter ended			Year ended	
			31 March 2015	31 December 2014	31 March 2014	31 March 2015	31 March 2014
			Unaudited	Unaudited	Unaudited	Audited	Audited
1		Income from operations					
	(a)	Revenue from operations	8,082.92	5,507.80	5,948.18	26,130.68	21,808.85
	(b)	Other operating income	-	-	-	-	-
		Total income from operations	8,082.92	5,507.80	5,948.18	26,130.68	21,808.85
2		Expenses					
	(a)	Software development and related expenses	3,861.77	3,204.73	4,196.63	13,921.31	12,894.40
	(b)	Changes in inventories of finished goods, work-in-progress and stock-in-trade	20.26	-	(754.26)	774.63	23.50
	(c)	Employee benefits expense	2,093.23	1,405.19	1,425.25	6,387.27	5,707.01
	(d)	Depreciation and amortisation	423.60	161.22	211.82	905.90	761.44
	(e)	Other expenses	1,111.91	616.97	1,257.50	2,985.47	2,927.57
		Total expenses	7,510.79	5,448.11	6,336.95	24,984.48	22,314.00
3		Profit / (Loss) from operations before other income, finance costs and exceptional items (1-2)	572.13	69.77	(388.77)	1,146.20	(505.15)
4		Other income	188.43	523.77	1,613.69	1,206.56	3,803.11
5		Profit from ordinary activities before finance costs and exceptional items (3+4)	760.56	593.54	1,224.92	2,442.76	3,297.96
6		Finance costs	338.42	217.88	369.52	1,051.56	1,218.80
7		Profit from ordinary activities after finance costs but before exceptional items (5-6)	422.14	365.66	855.40	1,391.20	2,079.16
8		Exceptional items	-	-	-	-	-
9		Profit from ordinary activities before tax after exceptional items (7+8)	422.14	365.66	855.40	1,391.20	2,079.16
10		Tax expenses	195.45	98.42	(672.30)	414.13	(614.45)
11		Net profit from ordinary activities after tax (9-10)	226.69	267.24	1,527.70	977.07	2,093.81
12		Extraordinary items (not of tax expenses)	-	-	-	-	-
13		Net profit for the period (11-12)	226.69	267.24	1,527.70	977.07	2,093.81
14		Paid-up equity share capital (Face value of Rs 10 each)	1,985.43	1,821.57	1,809.82	1,985.43	1,809.82
15		Reserves excluding revaluation reserve as at Balance Sheet date	-	-	-	34,503.92	30,170.64
16		Earning per share (EPS) (of Rs 10 each) (not annualized) (Rs)					
		Before extraordinary items					
		Basic (in Rs.)	1.35	1.47	8.48	4.96	15.29
		Diluted (in Rs.)	1.35	1.46	8.48	4.96	15.29
		After extraordinary items					
		Basic (in Rs.)	1.35	1.47	8.48	4.96	15.29
		Diluted (in Rs.)	1.35	1.46	8.48	4.96	15.29


PART - II

A - Select Information for the quarter and year ended 31 March, 2015

Sr.	Particulars	Quarter ended			Year ended	
		31 March 2015	31 December 2014	31 March 2014	31 March 2015	31 March 2014
A	PARTICULARS OF SHAREHOLDING					
1	Public Shareholding					
	Number of shares	1,35,21,269	1,18,28,830	1,16,52,795	1,35,21,269	1,16,52,795
	Percentage of shareholding	68.10%	64.94%	64.39%	68.10%	64.39%
2	Promoters and promoter group Shareholding **					
	a) Pledged/Encumbered					
	- Number of shares	36,14,000	36,14,000	36,14,000	36,14,000	36,14,000
	- Percentage of shares (as a % of the total shareholding of promoter and promoter group)	57.07%	56.59%	56.07%	57.07%	56.07%
	- Percentage of shares (as a % of the total share capital of the company)	19.20%	19.84%	19.97%	19.20%	19.97%
	b) Non-encumbered					
	- Number of Shares	27,19,040	27,72,888	28,31,403	27,19,040	28,31,403
	- Percentage of shares (as a % of the total shareholding of promoter and promoter group)	42.93%	43.42%	43.93%	42.93%	43.93%
	- Percentage of shares (as a % of the total share capital of the company)	13.70%	15.22%	15.64%	13.70%	15.64%

B - Investor Complaints

Sr.	Particulars	Quarter ended 31 March 2015
B	Investor Complaints	
	Pending at the beginning of the quarter	Nil
	Received during the quarter	Nil
	Disposed off during the quarter	Nil
	Remaining unresolved at the end of the quarter	Nil



Aurionpro Solutions Limited

35th Floor, Sunshine Tower,
Tulsi Pipe Road, Dadar (West),
Mumbai - 400 013, MH-INDIA

phone +91-22-6617 2600
fax +91-22-6617 2666

info@aurionpro.com
www.aurionpro.com
CIN L99899MH1997PLC111637




Aurionpro Solutions Limited

1. Standalone Statement of Assets and Liabilities:

(Rs. in Lakhs)

Particulars		As at year end 31st March, 2015	As at year end 31st March, 2014
I.	EQUITY AND LIABILITIES		
1	Shareholders' funds		
	(a) Share capital	1,985.43	1,809.82
	(b) Reserves and surplus	34,503.92	30,173.52
	Sub-total - Shareholders' funds	36,489.35	31,983.34
2	Share Application Money Pending Allotment	-	-
3	Non-current liabilities		
	(a) Long-term borrowings	751.81	22.05
	(b) Deferred tax liabilities (net)	-	151.67
	(c) Other long term liabilities	39.86	30.18
	(d) Long-term provisions	211.43	171.08
	Sub-total - Non-current liabilities	1,003.10	374.98
4	Current liabilities		
	(a) Short-term borrowings	5,240.31	6,489.82
	(b) Trade payables	3,035.29	5,035.02
	(c) Other current liabilities	2,920.23	3,705.77
	(d) Short-term provisions	1,275.91	812.95
	Sub-total - Current liabilities	12,471.74	16,043.56
	TOTAL EQUITY AND LIABILITIES	49,964.19	48,401.88
II.	ASSETS		
	Non-current assets		
1	(a) Fixed assets	3,053.40	1,705.05
	(b) Non-current investments	12,192.86	12,152.55
	(c) Deferred tax assets (net)	113.57	-
	(d) Long-term loans and advances	2,789.82	3,013.74
	(e) Other non-current assets	313.14	90.06
	Sub-total - Non-current assets	18,462.79	16,961.40
2	Current assets		
	(a) Current investments	12.39	
	(b) Inventories	641.73	754.25
	(c) Trade receivables	6,960.15	9,073.99
	(d) Cash and bank balance	803.32	1,353.69
	(e) Short-term loans and advances	22,974.56	16,344.15
	(f) Other current assets	109.25	3,914.40
	Sub-total - Current assets	31,501.40	31,440.48
	TOTAL ASSETS	49,964.19	48,401.88



2. The above results were reviewed and recommended by the Audit Committee and thereafter approved by the Board of Directors at their meeting held on 28 May 2015.
3. The Company/Group has identified geographic segment as its primary segments on the basis of the location of assets. The Company's assets are predominantly located in India. Hence, no separate disclosure of segment information in line with Accounting Standard (AS) 17 on "Segmental Reporting" is required.
4. The Board has recommended a dividend of Rs.3/- (30%) per equity shares of the face value of Rs 10 each in its meeting held on 28 May 2015 subject to approval of the members of the Company at the forthcoming Annual General Meeting.
5. The useful life of fixed assets has been revised in accordance with the Schedule II to the Companies Act 2013, which is applicable for accounting periods commencing on or after 1 April 2014. Consequently, a sum of Rs 69.75 lacs (net of deferred tax) being the carrying amount net of residual value of fixed assets where remaining useful life as at 1 April 2014 is Nil, has been adjusted against the opening Surplus balance in the Statement of Profit and Loss and the depreciation for the quarter and year ended is higher by Rs 57.55 lacs and Rs 279.20 Lacs, respectively in respect of other assets.
6. During the year, provision for income-tax has been made after utilizing MAT credit of Rs.341.92 Lacs.
7. The Hon'ble High Court of Judicature at Bombay has approved the Scheme of Amalgamation ("the Scheme") of Intellivisions Software Limited ("ISL") with the Company vide its order dated 30 January 2015. The scheme became effective on 12 March 2015 with the appointed date on 1 April 2014. In giving effect to the Scheme under Pooling of Interest method, the Company has issued and allotted 1,506,120 equity shares on 27 March 2015 to the shareholders of ISL in the ratio of 33 equity shares of face value of Rs 10 each, fully paid-up for every 250 equity shares of face value of Rs 10 each, fully paid-up held by the shareholders of ISL and difference between the consideration paid and net assets acquired amounting to Rs 990 lakhs is credited to Capital reserves. The effect of the Scheme has been given in the quarter ended 31 March 2015. Accordingly, the results of the Company for the quarter and year ended 31 March 2015, and the figure in respect of earning per share, are not comparable with previous corresponding period.
8. During the quarter ended 31 March 2015, 132,500 equity shares were issued pursuant to exercise of stock options under the Employee Stock Option Scheme of the Company.






9. The figures for the quarters ended 31 March 2015 and 31 March 2014 are the balancing figures between the audited figures for the years ended 31 March 2015 and 31 March 2014 and the published figures upto third quarters ended 31 December 2014 and 31 December 2013.
10. Figures for the previous quarters / periods/ years have been regrouped / reclassified / restated wherever necessary.

For and on behalf of the Board

Amit Sheth
(DIN: 00122623)

Co-Chairman & Managing Director

Place: Mumbai
Date: 28 May 2015



AURIONPRO SOLUTIONS LIMITED

STATEMENT OF CONSOLIDATED AUDITED FINANCIAL RESULTS FOR THE QUARTER AND YEAR ENDED 31st MARCH 2015

PART-I (Rs.in Lakhs)

Sr. No.	Sr. No.	Particulars	Quarter ended			Year ended	
			31 March 2015	31 December 2014	31 March 2014	31 March 2015	31 March 2014
			Unaudited	Unaudited	Unaudited	Audited	Audited
1		Income from operations					
	(a)	Net sales / income from operations	20,178.64	17,210.22	17,077.13	73,713.95	64,873.77
	(b)	Other operating income	-	-	-	-	-
		Total income from operations	20,178.64	17,210.22	17,077.13	73,713.95	64,873.77
2		Expenses					
	(a)	Software development and related expenses	8,207.42	5,673.25	6,924.76	25,992.56	23,152.55
	(b)	Changes in inventories of finished goods, work-in-progress and stock-in-trade	20.28	-	(754.25)	774.53	23.58
	(c)	Employee benefits expense	6,754.02	6,820.87	6,279.44	27,105.24	25,866.89
	(d)	Depreciation and amortisation expense	521.89	1,107.06	1,269.77	3,769.78	3,618.31
	(e)	Other expenses	2,277.93	1,746.81	2,812.60	7,519.38	8,300.43
		Total expenses	17,781.54	15,347.99	16,532.32	65,161.49	60,961.76
3		Profit from operations before other income, finance costs and exceptional items (1-2)	2,397.10	1,862.23	544.81	8,552.46	3,912.01
4		Other income	617.15	806.64	(59.80)	1,824.45	2,547.04
5		Profit from ordinary activities before finance costs and exceptional items (3+4)	3,014.25	2,668.87	485.01	10,376.91	6,459.05
6		Finance costs	720.01	500.29	418.23	2,187.44	1,545.25
7		Profit from ordinary activities after finance costs but before exceptional items (5-6)	2,294.24	2,168.58	66.78	8,189.47	4,913.80
8		Exceptional items	(22,293.47)	-	-	(22,293.47)	-
9		Profit from ordinary activities before tax (7+8)	(19,999.23)	2,168.58	66.78	(14,104.00)	4,913.80
10		Tax expense	(179.86)	114.04	(1,593.71)	282.66	(1,125.23)
11		Net profit from ordinary activities after tax (9-10)	(19,819.37)	2,054.54	1,660.49	(14,386.66)	6,039.03
12		Extraordinary Items (net of tax expenses)	-	-	-	-	-
13		Net profit for the period (11-12)	(19,819.37)	2,054.54	1,660.49	(14,386.66)	6,039.03
14		Minority interest	(11.38)	0.52	34.57	(10.86)	35.57
15		Net profit for the period after minority interest (13-14)	(19,807.99)	2,054.02	1,625.92	(14,375.80)	6,003.47
16		Paid up equity share capital (Face value of Rs 10 each)	1,967.28	1,795.79	1,784.04	1,967.28	1,784.04
17		Reserves excluding revaluation reserves	-	-	-	46,515.79	58,235.50
18		Earning per share (EPS) (of Rs 10 each) (not annualized) (Rs)					
		Before extraordinary items					
		Basic (in Rs.)	(100.99)	11.28	8.48	(73.70)	34.51
		Diluted (in Rs.)	(100.99)	11.28	8.48	(73.70)	34.51
		After extraordinary items					
		Basic (in Rs.)	(100.99)	11.28	8.48	(73.70)	34.51
		Diluted (in Rs.)	(100.99)	11.28	8.48	(73.70)	34.51
		EPS before exceptional items after tax					
		Basic (in Rs.)	12.67	11.28	8.48	40.59	34.51
		Diluted (in Rs.)	12.67	11.28	8.48	40.59	34.51


PART - II

A - Select Information for the quarter and year ended 31 March, 2015

Sr.	Particulars	Quarter ended			Year ended	
		31 March 2015	31 December 2014	31 March 2014	31 March 2015	31 March 2014
A	PARTICULARS OF SHAREHOLDING					
1	Public Shareholding					
	Number of shares	13,521,269	11,828,830	11,652,795	13,521,269	11,652,795
	Percentage of shareholding	68.10%	64.94%	64.39%	68.10%	64.39%
2	Promoters and promoter group Shareholding **					
	a) Pledged/Encumbered					
	- Number of shares	3,614,000	3,614,000	3,614,000	3,614,000	3,614,000
	- Percentage of shares (as a % of the total shareholding of promoter and promoter group)	57.07%	58.58%	56.07%	57.07%	56.07%
	-Percentage of shares (as a % of the total share capital of the company)	18.20%	19.84%	19.97%	18.20%	19.97%
	b) Non-encumbered					
	- Number of Shares	2,719,049	2,772,868	2,831,403	2,719,049	2,831,403
	-Percentage of shares (as a % of the total shareholding of promoter and promoter group)	42.93%	43.42%	43.93%	42.93%	43.93%
	-Percentage of shares (as a % of the total share capital of the company)	13.70%	15.22%	15.64%	13.70%	15.64%


B - Investor Complaints

Sr.	Particulars	Quarter ended 31 March 2015
B	Investor Complaints	
	Pending at the beginning of the quarter	Nil
	Received during the quarter	Nil
	Disposed off during the quarter	Nil
	Remaining unresolved at the end of the quarter	Nil



1. Statement of Assets and Liabilities:

		(Rs.in Lakhs)	
Particulars		As at 31 March 2015	As at 31 March 2014
I.	EQUITY AND LIABILITIES		
1	Shareholders' funds		
	(a) Share capital	1,967.28	1,784.04
	(b) Reserves and surplus	46,515.79	58,235.50
	Sub-total - shareholders' funds	48,483.08	60,019.54
2	Minority interest	74.57	62.66
3	Non-current liabilities		
	(a) Long-term borrowings	3,818.46	2,478.47
	(b) Deferred tax liabilities (net)	-	-
	(c) Other Long-term liabilities	39.86	30.18
	(d) Long-term provisions	330.21	66.29
	Sub-total - Non-current liabilities	4,188.65	2,574.94
4	Current liabilities		
	(a) Short-term borrowings	13,963.31	12,721.59
	(b) Trade payables	6,079.45	8,649.75
	(c) Other current liabilities	8,619.22	7,603.77
	(d) Short-term provisions	1,353.65	1,213.59
	Sub-total - Current liabilities	30,015.64	30,188.70
	TOTAL EQUITY AND LIABILITIES	82,761.93	92,845.84
II.	ASSETS		
1	Non-current assets		
	(a) Fixed assets	16,791.52	31,576.87
	(b) Goodwill on consolidation	13,881.10	14,214.26
	(c) Non-current investments	420.17	1.22
	(d) Deferred tax assets (net)	2,188.20	1,756.85
	(e) Long-term loans and advances	9,918.79	3,972.23
	(f) Other non-current assets	313.14	90.06
	Sub-total - Non-current assets	43,512.93	51,611.49
2	Current assets		
	(a) Current investments	12.39	14.75
	(b) Inventories	670.20	754.25
	(c) Trade receivables	18,274.03	19,362.10
	(d) Cash and bank balance	2,535.11	3,181.06
	(e) Short-term loans and advances	16,342.54	16,798.80
	(f) Other current assets	1,414.74	1,123.39
	Sub-total - Current assets	39,249.00	41,234.35
	TOTAL ASSETS	82,761.93	92,845.84




2. The above consolidated financial results were reviewed and recommended by the Audit Committee and thereafter approved by the Board of Directors at their meeting held on 28 May 2015.

3. Segment Reporting:

Particulars	(Rs. In Lacs)	
	Year ended	
	31.03.2015	31.03.2014
	Audited	Audited
I) Segment Revenue		
India	25,779.77	22,249.04
USA	41,829.42	32,454.27
Middleeast	9,898.45	6,010.47
Singapore	4,050.14	8,697.96
Others	390.86	2,600.87
Total	81,948.65	72,012.60
Inter-Segment Revenue	(8,234.69)	(7,138.84)
Net Income from Operations	73,713.95	64,873.76
II) Segment Results		
Profit or Loss before Tax and Interest		
India	1,282.79	891.99
USA	1,205.82	847.99
Middleeast	6,027.84	2,716.54
Singapore	1,908.85	1,568.75
Others	(48.40)	433.78
Total	10,376.90	6,459.04
Interest	2,187.44	1,545.25
Profit before Tax	8,189.46	4,913.79
III) Capital Employed (Segment Assets- Segment Liabilities)		
India	16,018.76	15,498.26
USA	8,145.32	11,714.14
Middleeast	17,089.48	23,745.80
Singapore	10,533.32	10,344.31
Others	220.93	200.24
Unallocated	(2,762.22)	(1,408.55)
Total	49,245.59	60,094.18



4. In accordance with Clause 41 of the Listing Agreement, the Company has opted to publish unaudited/audited consolidated financial results. As per the Company's audited standalone results for the year ended 31 March 2015, turnover is Rs 26,130.68 Lacs (previous year Rs 21,808.85 Lacs), profit before tax is Rs 1,391.20 Lacs (previous year Rs 2,079.16 Lacs) and profit after tax is Rs 977.07 Lacs (previous year Rs 2,693.61 Lacs).
5. The standalone financial results of the Company are available on the Company's website www.aurionpro.com.
6. The Board has recommended a dividend of Rs.3/- (30%) per equity shares of the face value of Rs 10 each in its meeting held on 28 May 2015 subject to approval of the members of the Company at the forthcoming Annual General Meeting.
7. The useful life of fixed assets has been revised in accordance with the Schedule II to the Companies Act 2013, which is applicable for accounting periods commencing on or after 1 April 2014. Consequently, a sum of Rs.69.75 Lacs (net of deferred tax) being the carrying amount net of residual value of fixed assets where remaining useful life as at 1 April 2014 is Nil, has been adjusted against the opening Surplus balance in the Statement of Profit and Loss and the depreciation for the quarter and year ended is higher/lower by Rs.57.55 lacs and Rs.279.20 Lacs, respectively in respect of other assets.
8. The Hon'ble High Court of Judicature at Bombay has approved the Scheme of Amalgamation ("the Scheme") of Intellvisions Software Limited ("ISL") with the Company vide its order dated 30 January 2015. The scheme became effective on 12 March 2015 with the appointed date on 1 April 2014. In giving effect to the Scheme under Pooling of Interest method, the Company has issued and allotted 1,506,120 equity shares on 27 March 2015 to the shareholders of ISL in the ratio of 33 equity shares of face value of Rs 10 each, fully paid-up for every 250 equity shares of face value of Rs 10 each, fully paid-up held by the shareholders of ISL and difference between the consideration paid and net assets acquired amounting to Rs 990 lakhs is credited to Capital reserves. The effect of the Scheme has been given in the quarter ended 31 March 2015. Accordingly, the results of the Company for the quarter and year ended 31 March 2015, and the figure in respect of earning per share, are not comparable with previous corresponding period.
9. During the quarter ended 31 March 2015, 132,500 equity shares were issued pursuant to exercise of stock options under the Employee Stock Option Scheme of the Company.



10. Consolidated financial results for the quarter and year ended 31 March 2015 includes exceptional items of Rs 22,293.47 lacs on account of write-off intangibles assets based on the impairment analysis carried out by the management.
11. The figures for the quarters ended 31 March 2015 and 31 March 2014 are the balancing figures between the audited figures for the years ended 31 March 2015 and 31 March 2014 and the published figures upto third quarters ended 31 December 2014 and 31 December 2013.
12. Figures for the previous quarters / periods/ years have been regrouped / reclassified / restated wherever necessary.

For and on behalf of the Board



Amit Sheth
(DIN:00122623)

Co-Chairman & Managing Director

Place: Mumbai

Date: 28 May 2015

