



SANMIT INFRA LIMITED
UNAUDITED FINANCIAL RESULTS FOR THE QUARTER ENDED 30 SEPTEMBER, 2015

(₹ In Lakhs)



Particulars	Standalone					
	Quarter ended 30.09.2015	Quarter ended 30.06.2015	Quarter ended 30.09.2014	Six months ended 30.09.2015	Six months ended 30.09.2014	Year ended 31.03.2015
	(Unaudited)	(Unaudited)	(Unaudited)	(Unaudited)	(Unaudited)	(Audited)
1. Income from operations	2.00	4.00	-	6.00	-	-
(a) Revenue from operations	2.00	4.00	-	6.00	-	-
(b) Other Operating Income	-	-	-	-	-	-
Revenue from discontinued operations	-	-	-	-	-	-
Revenue from continuing operations	2.00	4.00	-	6.00	-	-
2. Expenses	0.96	3.04	1.82	4.01	2.40	529.39
(a) Operating expenditure	-	-	-	-	-	-
(b) Cost of materials Consumed	-	-	-	-	-	-
(c) Purchase of stock-in-trade	-	-	-	-	-	-
(d) Change in inventories of finished goods, work-in-progress and stock-in-trade	-	-	-	-	-	-
(e) Employee benefit expense	0.35	0.35	1.06	0.71	1.06	1.77
(f) Depreciation and amortisation expense	0.03	0.04	0.11	0.07	0.22	0.60
(g) Professional fees paid	0.11	0.15	0.22	0.26	0.22	0.90
(h) Balance written off	-	-	-	-	-	523.09
(i) Listing fees	-	2.25	-	2.25	-	1.13
(j) Other expenses (Any item exceeding 10% of the total expenses relating to	0.47	0.25	0.43	0.72	0.90	1.90
Expenses of discontinued operations	-	-	-	-	-	-
Expenses of continuing operations	0.96	3.04	1.82	4.01	2.40	529.39
3. Profit(Loss) from operations before other income, finance costs and exceptional items (1-2)	1.04	0.96	(1.82)	1.99	(2.40)	(529.39)
4. Other Income	-	0.01	-	0.01	-	0.87
5. Profit/ (Loss) from ordinary activities before finance costs and exceptional	1.04	0.97	(1.82)	2.00	(2.40)	(528.52)
6. Finance Costs	-	-	-	-	-	-
Interest relating to discontinued operations	-	-	-	-	-	-
Interest relating to continuing operations	-	-	-	-	-	-
7. Profit/ (Loss) from ordinary activities after finance costs but before	1.04	0.97	(1.82)	2.00	(2.40)	(528.52)
8. Exceptional items	-	-	-	-	-	-
9. Profit/(Loss) from ordinary activities before tax (7+8)	1.04	0.97	(1.82)	2.00	(2.40)	(528.52)
10. Tax expense	-	-	-	-	-	(0.20)
11. Net Profit / (Loss) from ordinary activities after tax (9+10)	1.04	0.97	(1.82)	2.00	(2.40)	(528.32)
12. Extraordinary items (net of tax expense)	-	-	-	-	-	-
13. Net Profit / (Loss) for the period (11+12)	1.04	0.97	(1.82)	2.00	(2.40)	(528.32)
14. Share in loss (Profit) of associates	-	-	-	-	-	-
15. Minority Interest	-	-	-	-	-	-
16. Net Profit / (Loss) after taxes, minority interest and share of profit / (loss) of	1.04	0.97	(1.82)	2.00	(2.40)	(528.32)
17. Paid-up Equity Share Capital (see note 4 a) (Face value Rs. 10/-)	989.84	989.84	989.84	989.84	989.84	989.84
18. Reserves excluding revaluation reserves	(861.20)	-	(335.90)	(860.23)	(335.90)	(862.24)
19. EPS	0.01	0.01	-	0.02	-	-
(a) (i) Basic & Diluted EPS before Extraordinary items	0.01	0.01	-	0.02	-	-
(a) Basic & Diluted	0.01	0.01	-	0.02	-	-
A. PARTICULARS OF SHAREHOLDING						
1. Public shareholding						
(a) Number of Shares	9,887,900	9,887,900	9,887,900	9,887,900	9,887,900	9,887,900
(b) Percentage of Shareholding	99.89%	99.89%	99.89%	99.89%	99.89%	99.89%
(c) Face Value per share (Rs. 10)	10.00	10.00	10.00	10.00	10.00	10.00
2. Promoter and Promoter group shareholding						
a) Pledged/Encumbered						
-Number of shares	-	-	-	-	-	-
-Percentage of shares (as a % of the total shareholding of promoter and promoter	0.00%	0.00%	0.00%	0.00%	0.00%	0.00%
-Percentage of shares (as a % of the total share capital of the Company)	0.00%	0.00%	0.00%	0.00%	0.00%	0.00%
b) Non-encumbered						
-Number of shares	10,500	10,500	10,500	10,500	10,500	10,500
-Percentage of shares (as a % of the total shareholding of promoter and promoter group)	100.00%	100.00%	100.00%	100.00%	100.00%	100.00%
-Percentage of shares (as a % of the total share capital of the Company)	0.11%	0.11%	0.11%	0.11%	0.11%	0.11%
B. INVESTOR COMPLAINTS	Quarter					
Pending at the beginning of the quarter	NIL					
Received during the quarter	NIL					
Disposed of during the quarter	NIL					
Remaining unresolved at the end of the quarter	NIL					

SANMIT INFRA LIMITED
UNAUDITED FINANCIAL RESULTS FOR THE QUARTER ENDED 30 SEPTEMBER, 2015

(₹ In Lakhs)

Particulars	Standalone					
	Quarter ended 30.09.2015	Quarter ended 30.06.2015	Quarter ended 30.09.2014	Six months ended 30.09.2015	Six months ended 30.09.2014	Year ended 31.03.2015
	(Unaudited)	(Unaudited)	(Unaudited)	(Unaudited)	(Unaudited)	(Audited)
1. Income from operations	2.00	4.00	-	6.00	-	-
(a) Revenue from operations	2.00	4.00	-	6.00	-	-
(b) Other Operating Income	-	-	-	-	-	-
Revenue from discontinued operations	-	-	-	-	-	-
Revenue from continuing operations	2.00	4.00	-	6.00	-	-
2. Expenses	0.96	3.04	1.82	4.01	2.40	529.39
(a) Operating expenditure	-	-	-	-	-	-
(b) Cost of materials Consumed	-	-	-	-	-	-
(c) Purchase of stock-in-trade	-	-	-	-	-	-
(d) Change in inventories of finished goods, work-in-progress and stock-in-trade	-	-	-	-	-	-
(e) Employee benefit expense	0.35	0.35	1.06	0.71	1.06	1.77
(f) Depreciation and amortisation expense	0.03	0.04	0.11	0.07	0.22	0.60
(g) Professional fees paid	0.11	0.15	0.22	0.26	0.22	0.90
(h) Balance written off	-	-	-	-	-	523.09
(i) Listing fees	-	2.25	-	2.25	-	1.13
(j) Other expenses (Any item exceeding 10% of the total expenses relating to	0.47	0.25	0.43	0.72	0.90	1.90
Expenses of discontinued operations	-	-	-	-	-	-
Expenses of continuing operations	0.96	3.04	1.82	4.01	2.40	529.39
3. Profit(Loss) from operations before other income, finance costs and exceptional items (1-2)	1.04	0.96	(1.82)	1.99	(2.40)	(529.39)
4. Other Income	-	0.01	-	0.01	-	0.87
5. Profit/ (Loss) from ordinary activities before finance costs and exceptional	1.04	0.97	(1.82)	2.00	(2.40)	(528.52)
6. Finance Costs	-	-	-	-	-	-
Interest relating to discontinued operations	-	-	-	-	-	-
Interest relating to continuing operations	-	-	-	-	-	-
7. Profit/ (Loss) from ordinary activities after finance costs but before	1.04	0.97	(1.82)	2.00	(2.40)	(528.52)
8. Exceptional items	-	-	-	-	-	-
9. Profit/(Loss) from ordinary activities before tax (7+8)	1.04	0.97	(1.82)	2.00	(2.40)	(528.52)
10. Tax expense	-	-	-	-	-	(0.20)
11. Net Profit / (Loss) from ordinary activities after tax (9+10)	1.04	0.97	(1.82)	2.00	(2.40)	(528.32)
12. Extraordinary items (net of tax expense)	-	-	-	-	-	-
13. Net Profit / (Loss) for the period (11+12)	1.04	0.97	(1.82)	2.00	(2.40)	(528.32)
14. Share in loss (Profit) of associates	-	-	-	-	-	-
15. Minority Interest	-	-	-	-	-	-
16. Net Profit / (Loss) after taxes, minority interest and share of profit / (loss) of	1.04	0.97	(1.82)	2.00	(2.40)	(528.32)
17. Paid-up Equity Share Capital (see note 4 a) (Face value Rs. 10/-)	989.84	989.84	989.84	989.84	989.84	989.84
18. Reserves excluding revaluation reserves	(861.20)	-	(335.90)	(860.23)	(335.90)	(862.24)
19. EPS						
(a) (i) Basic & Diluted EPS before Extraordinary items	0.01	0.01	-	0.02	-	-
(a) Basic & Diluted	0.01	0.01	-	0.02	-	-
A. PARTICULARS OF SHAREHOLDING						
1. Public shareholding						
(a) Number of Shares	9,887,900	9,887,900	9,887,900	9,887,900	9,887,900	9,887,900
(b) Percentage of Shareholding	99.89%	99.89%	99.89%	99.89%	99.89%	99.89%
(c) Face Value per share (Rs. 10)	10.00	10.00	10.00	10.00	10.00	10.00
2. Promoter and Promoter group shareholding						
a) Pledged/Encumbered						
-Number of shares	-	-	-	-	-	-
-Percentage of shares (as a % of the total shareholding of promoter and promoter	0.00%	0.00%	0.00%	0.00%	0.00%	0.00%
-Percentage of shares (as a % of the total share capital of the Company)	0.00%	0.00%	0.00%	0.00%	0.00%	0.00%
b) Non-encumbered						
-Number of shares	10,500	10,500	10,500	10,500	10,500	10,500
-Percentage of shares (as a % of the total shareholding of promoter and promoter group)	100.00%	100.00%	100.00%	100.00%	100.00%	100.00%
-Percentage of shares (as a % of the total share capital of the Company)	0.11%	0.11%	0.11%	0.11%	0.11%	0.11%
B. INVESTOR COMPLAINTS	Quarter					
Pending at the beginning of the quarter	NIL					
Received during the quarter	NIL					
Disposed of during the quarter	NIL					
Remaining unresolved at the end of the quarter	NIL					

SANMIT INFRA LIMITED
UNAUDITED FINANCIAL RESULTS FOR THE QUARTER ENDED 30 SEPTEMBER, 2015

- 1) Previous year/period figures have been regrouped/reclassified wherever necessary.
- 2) The above results have been reviewed by the Audit Committee and have been approved by the Board of Directors at their respective meeting held on 10th November, 2015. These results for the quarter ended 30th September 2015 have been subjected to limited review by the Auditors
- 3) The company operates in only one of the segment and therefore disclosure under AS-17 "Segment Reporting" is not required.
- 4) Provision for tax shall be done at the year end.
- 5) The statement of assets and liabilities as on 30th September, 2015 is as under:

	As at	As at
	(Current Half	
	Year ended)	(Year ended)
	30-Sep-15	31-Mar-15
EQUITY AND LIABILITIES		
Shareholders' funds		
a) Share Capital	989.84	989.84
b) Reserves and Surplus	(860.23)	(862.24)
c) Money received against share warrants	-	-
Sub - Total - Shareholders' Funds	129.61	127.60
Current liabilities		
a) Short - term borrowings	12.25	11.12
b) Trade payables	5.91	4.25
c) Other current liabilities	0.49	0.05
d) Short-term provisions	-	-
Sub - Total - Current Liabilities	18.65	15.43
TOTAL - EQUITY AND LIABILITIES	148.26	143.03
ASSETS		
Non-Current Assets		
a) Fixed Assets	0.20	0.27
b) Deferred Tax assets (net)	0.25	0.25
c) Long - term loans and advances	140.00	140.00
d) Other non - Current Assets	-	-
Sub - Total - Non-Current Assets	140.45	140.52
Current Assets		
a) Trade receivables	5.90	-
b) Cash and cash equivalents	0.27	0.97
c) Short-term loans and advances	1.20	1.10
d) Other current assets	0.43	0.43
Sub - Total - Current Assets	7.80	2.50
TOTAL ASSETS	148.26	143.03

For Sanmit Infra Limited

Sanjay K. Mahajan
Managing Director
 Place: Mumbai
 Date: 10/11/2015



SANMIT INFRA LIMITED
UNAUDITED FINANCIAL RESULTS FOR THE QUARTER ENDED 30 SEPTEMBER, 2015

- 1) Previous year/period figures have been regrouped/reclassified wherever necessary.
- 2) The above results have been reviewed by the Audit Committee and have been approved by the Board of Directors at their respective meeting held on 10th November, 2015. These results for the quarter ended 30th September 2015 have been subjected to limited review by the Auditors
- 3) The company operates in only one of the segment and therefore disclosure under AS-17 "Segment Reporting" is not required.
- 4) Provision for tax shall be done at the year end.
- 5) The statement of assets and liabilities as on 30th September, 2015 is as under:

	As at	As at
	(Current Half	
	Year ended)	(Year ended)
	30-Sep-15	31-Mar-15
EQUITY AND LIABILITIES		
Shareholders' funds		
a) Share Capital	989.84	989.84
b) Reserves and Surplus	(860.23)	(862.24)
c) Money received against share warrants	-	-
Sub - Total - Shareholders' Funds	129.61	127.60
Current liabilities		
a) Short - term borrowings	12.25	11.12
b) Trade payables	5.91	4.25
c) Other current liabilities	0.49	0.05
d) Short-term provisions	-	-
Sub - Total - Current Liabilities	18.65	15.43
TOTAL - EQUITY AND LIABILITIES	148.26	143.03
ASSETS		
Non-Current Assets		
a) Fixed Assets	0.20	0.27
b) Deferred Tax assets (net)	0.25	0.25
c) Long - term loans and advances	140.00	140.00
d) Other non - Current Assets	-	-
Sub - Total - Non-Current Assets	140.45	140.52
Current Assets		
a) Trade receivables	5.90	-
b) Cash and cash equivalents	0.27	0.97
c) Short-term loans and advances	1.20	1.10
d) Other current assets	0.43	0.43
Sub - Total - Current Assets	7.80	2.50
TOTAL ASSETS	148.26	143.03

For Sanmit Infra Limited

Sanjay K. Mahajan
Managing Director
 Place: Mumbai
 Date: 10/11/2015



K M TAPURIAH & CO.
Chartered Accountants

Limited Review Report

To,
The Board of Directors,
Sanmit Infra Limited

“We have reviewed the accompanying statement of unaudited financial results of **Sanmit Infra Limited** for the quarter ended 30th September, 2015 except for the disclosures regarding ‘Public Shareholding’ and ‘Promoter and Promoter group shareholding’ which have been traced from disclosures made by the management and have not been audited by us. This statement is the responsibility of the Company’s management and has been approved by the Board of Directors. Our responsibility is to issue a report on these financial results based on our review.

We conducted review of the statement in according with the standard of Review Engagement (SRE) 2410, *Review of Interim Financial Information Performed by Independent Auditor of the Entity* issued by The Institute of Chartered Accountants of India. This standard requires that we plan and perform the review to obtained moderate assurance as to whether the statement is free from material misstatement. A review is limited primarily to inquiries of company personnel and an analytical procedures applied to financial data thus provide less assurance than as audit. We have not performed an audit and accordingly, we do not express an audit opinion.

Based on our review Conducted as above, nothing has come to our attention that causes us to believe that the accompanying statement prepared in according with the accounting standards notified under section 133 of the Companies Act, 2013 read with rule 7 of the Companies (Accounts) Rules, 2014 and other recognised accounting practices and policies has not disclosed the information required to be disclosed in term of clause 41 of the listing agreement with stock exchange including the manner in which it is to be disclosed, or that it contain any material misstatement.

For K. M. Tapuriah & Co
Chartered Accountants

Firm Registration number: 314043E

Naveen Mohta

CA Naveen Mohta

Partner

Membership Number: 048111



Place: Mumbai

Date: 10th November, 2015