

Century Plyboards (India) Limited

6, Lyons Range, Kolkata -700 001
Phone : (033) 3940-3950
Fax : (033) 2248-3539
kolkata@centuryply.com
www.centuryply.com
Cin No : L20101WB1982PLC034435



January 31, 2017

BSE Ltd. Phiroze Jeejeebhoy Towers Dalal Street Mumbai- 400 001 Scrip Code: 532548	National Stock Exchange of India Ltd. Exchange Plaza, Bandra Kurla Complex, Bandra (E) Mumbai- 400 051 Scrip Name- Centuryply
---	--

Dear Sirs

Re: Unaudited Financial Results and Limited Review Report for the quarter ended 31st December, 2016

Further to our letter of 17th January, 2017, pursuant to Regulation 33 of the SEBI (Listing Obligations and Disclosure Requirements) Regulations, 2015, the unaudited Standalone Financial results as set out in compliance with Indian Accounting Standards (IND-AS) for the quarter ended 31st December, 2016 together with Limited Review Report in respect thereof are enclosed.

The above unaudited financial results have been duly approved by the Board of Directors at its meeting held today which commenced at 12 noon and concluded at 2:00 P.M.

This is for your information and record.

Thanking you,
Yours faithfully,

For Century Plyboards (India) Ltd.

Sundeep Jhunhunwala
Company Secretary

Encl: As above



CENTURY PLYBOARDS (INDIA) LIMITED

Regd. Office : 6 Lyons Range, Kolkata - 700001


Phone: 033-39403950; Fax: 033-22483539;

Email: kolkata@centuryply.com; website: www.centuryply.com

CIN: L20101WB1982PLC034435

Statement of Standalone Unaudited Financial Results for the Quarter/Nine months ended 31st December, 2016					
(₹ in Lakhs)					
PARTICULARS	Quarter Ended			Nine Months Ended	
	31.12.2016 (Unaudited)	30.09.2016 (Unaudited)	31.12.2015 (Unaudited)	31.12.2016 (Unaudited)	31.12.2015 (Unaudited)
1	Income from Operations				
	(a) Gross Revenue from Operations	45,616.49	49,261.78	40,874.92	1,38,636.54
	(b) Other Operating Income	254.57	344.66	203.18	812.51
	Total Income from Operations (Gross)	45,871.06	49,606.44	41,078.10	1,39,449.05
2	Expenses				
	a. Cost of materials consumed	14,477.76	14,320.22	15,338.48	44,128.40
	b. Purchase of stock-in-trade	7,365.79	8,915.72	6,115.13	22,345.98
	c. Changes in inventories of finished goods, work-in-progress and stock-in-trade	159.96	808.44	(3,075.81)	26.15
	d. Employee benefits expense	6,374.48	6,241.97	5,874.67	18,994.67
	e. Depreciation and amortisation expense	1,494.78	1,261.99	1,135.95	3,682.03
	f. Loss/(gain) on foreign exchange fluctuation	(328.24)	(89.17)	(302.63)	(638.32)
	g. Excise duty	3,324.87	3,335.99	3,033.55	10,057.13
	h. Other expenses	7,438.12	8,502.44	7,135.19	23,071.38
	Total expenses	40,307.52	43,297.60	35,254.53	1,21,667.42
3	Profit from Operations before other income and finance costs (1-2)	5,563.54	6,308.84	5,823.57	17,781.63
4	Other Income	2.86	131.39	80.35	214.59
5	Profit from ordinary activities before finance costs (3+4)	5,566.40	6,440.23	5,903.92	17,996.22
6	Finance costs	1,119.18	602.64	1,100.88	2,608.74
7	Profit from ordinary activities after finance costs but before exceptional items (5-6)	4,447.22	5,837.59	4,803.04	15,387.48
8	Tax expense	716.59	908.59	687.22	2,422.41
9	Net Profit/(Loss) for the period (7-8)	3,730.63	4,929.00	4,115.82	12,965.07
10	Other Comprehensive Income (net of tax)	(57.42)	(57.42)	(51.34)	(172.26)
11	Total Comprehensive Income (9+10)	3,673.21	4,871.58	4,064.48	12,792.81
12	Paid up Equity Share Capital (Face value of ₹ 1/- each)	2,225.27	2,225.27	2,225.27	2,225.27
13	Earnings Per Share (Face value of ₹ 1/- each)				
	- Basic & diluted (not annualised)	1.68	2.22	1.85	5.84

Statement of Standalone Unaudited Financial Results for the Quarter/Nine months ended 31st December, 2016					
(₹ in Lakhs)					
PARTICULARS	Quarter Ended			Nine Months Ended	
	31.12.2016 (Unaudited)	30.09.2016 (Unaudited)	31.12.2015 (Unaudited)	31.12.2016 (Unaudited)	31.12.2015 (Unaudited)
1	Segment Revenue (Gross)				
	(a) Plywood and Allied Products	32,270.45	34,653.78	29,127.63	98,050.42
	(b) Laminate and Allied Products	9,790.78	11,095.79	8,007.25	29,621.54
	(c) Medium Density Fibre Board	18.51	120.28	150.50	277.63
	(d) Particle Board	1,025.40	320.80	-	1,346.20
	(e) Container Freight Station Services	2,008.49	2,110.04	2,351.70	6,461.21
	(f) Others	815.32	1,129.09	1,337.16	3,421.67
	Total Segment Revenue	45,928.95	49,429.78	40,974.24	1,39,178.67
	Less : Inter Segment Revenue	312.46	168.00	99.32	542.13
	Net Sales/Income from Operations	45,616.49	49,261.78	40,874.92	1,38,636.54
2	Segment Results [Profit/(Loss) Before Tax & Finance Cost]				
	(a) Plywood and Allied Products	4,754.99	4,920.32	4,121.83	14,036.49
	(b) Laminate and Allied Products	1,228.32	1,711.87	1,061.96	4,091.77
	(c) Medium Density Fibre Board	(1.55)	25.49	28.19	48.11
	(d) Particle Board	(242.33)	(119.85)	-	(362.18)
	(e) Container Freight Station Services	405.37	563.33	843.60	1,754.92
	(f) Others	(279.66)	(238.61)	(5.66)	(554.83)
	Total	5,865.14	6,862.55	6,049.92	19,014.28
	Less : Finance Costs	1,119.18	602.64	1,100.88	2,608.74
	Other Unallocable Expenditure net of Unallocable Income	298.74	422.32	146.00	1,018.06
	Total Profit/(Loss) Before Tax	4,447.22	5,837.59	4,803.04	15,387.48
3a	Segment Assets				
	(a) Plywood and Allied Products	68,286.92	69,718.71	67,078.43	68,286.92
	(b) Laminate and Allied Products	20,033.68	19,684.01	19,098.03	20,033.68
	(c) Medium Density Fibre Board	21,222.22	15,212.94	3,362.70	21,222.22
	(d) Particle Board	6,315.69	7,149.63	4,150.23	6,315.69
	(e) Container Freight Station Services	6,268.32	6,493.88	7,173.45	6,268.32
	(f) Others	1,283.06	1,093.29	2,291.48	1,283.06
	Total Segment Assets	1,23,409.89	1,19,352.46	1,03,154.32	1,23,409.89
	Add: Unallocated	24,312.71	17,556.98	16,188.73	24,312.71
	Total Assets	1,47,722.60	1,36,909.44	1,19,343.05	1,47,722.60
3b	Segment Liabilities				
	(a) Plywood and Allied Products	14,770.70	14,333.74	11,859.78	14,770.70
	(b) Laminate and Allied Products	3,755.31	4,186.47	2,561.97	3,755.31
	(c) Medium Density Fibre Board	124.41	189.85	20.00	124.41
	(d) Particle Board	241.37	276.21	463.76	241.37
	(e) Container Freight Station Services	795.56	692.56	860.26	795.56
	(f) Others	591.10	256.18	759.56	591.10
	Total Segment Liabilities	20,278.45	19,935.01	16,525.33	20,278.45
	Add: Unallocated	62,021.37	55,282.28	51,786.70	62,021.37
	Total Liabilities	82,299.82	75,217.29	68,312.03	82,299.82




- 1 The above results have been reviewed by the Audit Committee and approved by the Board of Directors at their respective meetings held on January 31, 2017. Limited review of the above results has been carried out by the statutory auditors of the Company.
- 2 Results for the quarter and nine months ended December 31, 2016 are in compliance with Indian Accounting Standards (Ind AS) notified by the Ministry of Corporate Affairs. The results for the quarter ended and nine months ended December 31, 2015 has been restated as per Ind AS and are comparable on like to like basis.
- 3 Statement of Reconciliation for net profit under Ind AS and Indian GAAP for the Quarter and nine months ended December 31, 2015:


Particulars	(₹ in Lakhs)	
	Quarter ended 31.12.2015 (Unaudited)	Nine Months ended 31.12.2015 (Unaudited)
Net Profit after tax for the period as per Indian GAAP	4,159.91	12,754.72
Provision for expected credit loss	(42.32)	(74.43)
Gain/(Loss) on fair valuation of Investments	(0.38)	(1.31)
Recognition of Fair value of derivatives	6.78	22.24
Reclassification of net actuarial gain on employee defined benefit obligations to OCI	76.36	229.06
Other Adjustments	(36.77)	(6.12)
Deferred Tax impact of Ind AS adjustments	(47.76)	(103.05)
Net Impact of Ind AS adjustments	(44.09)	66.39
Actuarial loss on Defined Benefit plans reclassified from Employee Benefit Expense	(76.36)	(229.06)
Deferred Tax impact of Ind AS adjustments	25.02	77.86
Other Comprehensive Income (Net of Tax)	(51.34)	(151.20)
Total Comprehensive Income under Ind AS	4,064.48	12,669.91

- 4 Previous period figures have been re-arranged /re-grouped wherever necessary to make them comparable with current period figures.

Date : January 31, 2017
Place : Kolkata

for Century Plyboards (India) Limited


Sanjay Agarwal
Managing Director




A

Limited Review Report

To,
The Board of Directors of Century Plyboards (India) Limited

1. We have reviewed the accompanying Statement of Standalone Unaudited Financial Results of Century Plyboards (India) Limited (the "Company") for the quarter and nine months ended 31st December, 2016 (the "Statement"), being submitted by the Company pursuant to the requirements of Regulation 33 of the SEBI (Listing Obligations & Disclosure Requirements) Regulations, 2015, as modified by Circular No. CIR/CFD/FAC/62/2016 dated 5th July, 2016.
2. This Statement is the responsibility of the Company's Management and has been approved by the Board of Directors in their meeting held on 31st January, 2017. Our responsibility is to issue a report on these financial statements based on our review.
3. We conducted our review in accordance with the Standard on Review Engagements (SRE) 2410, "Review of Interim Financial Information Performed by the Independent Auditor of the Entity" issued by the Institute of Chartered Accountants of India. This standard requires that we plan and perform the review to obtain moderate assurance as to whether the Statement is free of material misstatement.
4. A review is limited primarily to inquiries of Company personnel and analytical procedures applied to financial data and thus provide less assurance than an audit. We have not performed an audit and accordingly, we do not express an audit opinion.
5. Based on our review conducted as above, nothing has come to our attention that causes us to believe that the accompanying Statement prepared in accordance with applicable Accounting Standards i.e., Indian Accounting Standards (Ind AS) prescribed under Companies Act, 2013 read with the relevant rules issued thereunder and other recognised accounting practices and policies has not disclosed the information required to be disclosed in terms of Regulation 33 of the SEBI (Listing Obligations & Disclosure Requirements) Regulations, 2015, as modified by Circular No. CIR/CFD/FAC/62/2016 dated 5th July, 2016, including the manner in which it is to be disclosed, or that it contains any material misstatement.

For Singhi & Co.
Chartered Accountants
Firm Registration Number: 302049E


Anurag Singhi
Partner
Membership Number: 066274

Place: Kolkata
Dated: the 31st day of January, 2017

