

Chembond Chemicals Limited

Chembond Centre, EL-71 Mahape MIDC,
Navi Mumbai 400 710, India.
T: (+91 22) 3921 3000, 3921 3001
F: (+91 22) 2768 1294
E: info@chembondindia.com
U: www.chembondindia.com
CIN: L24100MH1975PLC018235



30th July, 2016

To,
BSE Limited
Phiroze Jeejeebhoy Towers,
Dalal Street, Fort,
Mumbai-400001

Ref : Company Code No. 530871

Sub : Submission of Unaudited Financial Results for the quarter ended 30th June, 2016 pursuant to Regulation 33 (3) of the SEBI (Listing Obligations and Disclosure Requirements) Regulations, 2015.

Dear Sir/Madam,

We would like to inform you that the Board of Directors of the Company at its meeting held today i.e. 30th July, 2016 has approved the Unaudited Financial Results (Standalone & Consolidated) for the quarter ended 30th June, 2016.

The meeting commenced at 12.00 pm and concluded at 2.45 pm.


We are enclosing herewith the abovementioned results along with the Limited Review Report of the Auditors.

Kindly take the same on record.

Thank you.

Yours faithfully,
For Chembond Chemicals Limited

A handwritten signature in black ink, appearing to read "Jay Mistry".



Jay Mistry
Company Secretary & Compliance Officer
(ICSI Membership No. ACS-34264)

Encl: As above



No.: 1087/2016

LIMITED REVIEW REPORT ON THE UNAUDITED STANDALONE FINANCIAL
RESULTS OF CHEMBOND CHEMICALS LIMITED FOR
THE QUARTER ENDED 30th JUNE, 2016

To
The Board of Directors,
Chembond Chemicals Limited
Chembond Centre,
EL-71, Mahape, M.I.D.C.,
Navi Mumbai-400 705.

We have reviewed the accompanying statement of unaudited standalone financial results of CHEMBOND CHEMICALS LIMITED ("the Company") for the quarter ended 30th June, 2016 ("the Statement"). This Statement is the responsibility of the Company's management and has been reviewed by the Audit Committee and approved by the Board of Directors. Our responsibility is to issue a report on these financial results based on our review.

We conducted our review of the Statement in accordance with the Standard on Review Engagements (SRE) 2410, "Review of Interim Financial Information Performed by the Independent Auditor of the Entity" issued by the Institute of Chartered Accountants of India. This standard requires that we plan and perform the review to obtain moderate assurance as to whether the Statement is free of material misstatement. A review is limited primarily to inquiries of company personnel and analytical procedures applied to financial data and thus provide less assurance than an audit. We have not performed an audit and accordingly, we do not express an audit opinion.

Without qualifying our review report, we draw attention to Note no. 5 of the Statement relating to the exposure by way of investments and debtors aggregating Rs.1266.11 lakhs in two subsidiaries and one associate company whose net worth have eroded. No provision has been considered necessary by the Company in this regard as Management is confident of positive trend in near future and the investments are long term and losses are temporary in nature.

..2....



...2...

Based on our review conducted as above, nothing has come to our attention that causes us to believe that the accompanying Statement of standalone unaudited financial results for the quarter ended 30th June, 2016, read with the Notes thereon, prepared in accordance with applicable Accounting Standards and other recognized accounting practices and policies, has not disclosed the information required to be disclosed in terms of Regulation 33 of the SEBI (Listing Obligations and Disclosure Requirements) Regulations, 2015 including the manner in which it is to be disclosed, or that it contains any material misstatement.



For M/s. Kastury & Talati
Chartered Accountants
Firm Regn. No.: 104908W

Dhiren P. Talati: Partner
Membership No.: F/41867

Place: Mumbai
Date : 30.07.2016

CHEMBOND CHEMICALS LIMITED

CIN L24100MH1975PLC018235

Regd. Office: Chembond Centre, EL 71, Mahape MIDC, Navi Mumbai - 400 710


Unaudited Financial Results for the Quarter Ended 30th June, 2016

(Rs. in Lacs)

Sr. No	Particulars	Standalone			
		Quarter Ended		Year Ended	
		30.06.2016	31.03.2016	30.06.2015	31.03.2016
		Unaudited	Audited	Unaudited	Audited
1	Income From Operations				
	a. Net Sales/Income from Operations (Net of Excise Duty)	5,484.06	5,524.41	5,322.18	21,512.41
	b. Other Operating Income	9.80	27.69	59.96	108.09
	Total Income from Operations (Net)	5,493.87	5,552.10	5,382.14	21,620.51
2	Expenditure				
	a. Cost of material consumed	4,583.93	4,470.84	4,473.60	17,652.96
	b. Purchase of Stock-in trade	14.47	25.39	11.68	151.29
	c. Changes in inventory of Finished Goods, Work-in-progress and Stock-in-trade	(64.85)	104.64	(64.33)	(7.12)
	d. Employees Benefit Expenses	532.76	500.81	504.54	1,959.48
	e. Depreciation and Amortisation Expenses	66.68	70.10	64.76	268.57
	f. Other Expenses	316.35	930.48	274.37	1,880.76
	Total Expenses	5,449.34	6,102.25	5,264.63	21,905.93
3	Profit from Operations before Other Income, finance costs and Exceptional Items	44.52	(550.14)	117.51	(285.42)
4	Other Income	145.55	2,006.93	87.97	3,402.32
5	Profit from ordinary activities before finance cost & exceptional items	190.08	1,456.79	205.48	3,116.90
6	Finance Costs	12.86	24.73	55.49	120.03
7	Profit from ordinary activities after finance costs but before exceptional items	177.21	1,432.06	149.99	2,996.87
8	Exceptional Items	-	(1,993.77)	17,551.00	15,570.48
9	Profit from ordinary activities before tax	177.21	(561.72)	17,700.99	18,567.36
10	Tax Expense	29.97	(272.45)	3,606.91	3,444.76
11	Net Profit from ordinary activity after tax	147.25	(289.27)	14,094.08	15,122.59
12	Extraordinary Items	-	-	-	-
13	Net Profit For the Period	147.25	(289.27)	14,094.08	15,122.59
14	Paid-up equity share capital (face value of Rs 10 per share)	669.69	669.69	667.64	669.69
15	Reserves excluding Revaluation Reserve as per balance sheet of previous accounting Year	-	-	-	19,010.71
16	Earning Per Share (of Rs.10 each) (not annualised)				
	Basic EPS	2.20	(4.33)	211.10	226.45
	Diluted EPS	2.17	(4.27)	206.24	223.00

Part-II Select Information for the Quarter ended 30th June, 2016

Sr. No	Particulars	Quarter Ended			Year Ended
		30.06.2016	31.03.2016	30.06.2015	31.03.2016
B	PARTICULARS OF SHAREHOLDING				
17	Public Shareholding				
	- No. of shares	2036576	2036576	2095120	2036576
	- Percentage of shareholding	30.41%	30.41%	31.38%	30.41%
18	Promoter & Promoter Group Shareholding				
	a) Pledged/Encumbered				
	- No. of shares	Nil	Nil	Nil	Nil
	- Percentage of shareholding(as a % of the total shareholding of promoter and promoter group)	Nil	Nil	Nil	Nil
	- Percentage of shareholding(as a % of the total share capital of the company)	Nil	Nil	Nil	Nil
	b) Non-encumbered				
	- No. of shares	4660318	4660318	4581242	4660318
	- Percentage of shareholding(as a % of the total shareholding of promoter and promoter group)	100.00%	100.00%	100.00%	100.00%
	- Percentage of shareholding(as a % of the total share capital of the company)	69.59%	69.59%	68.62%	69.59%



CHEMBOND CHEMICALS LIMITED

CIN L24100MH1975PLC018235


Regd.Office: Chembond Centre, EL 71, Mahape MIDC, Navi Mumbai - 400 710

Particulars	3 months Ended 30.06.2016
B INVESTOR COMPLAINTS	
Pending at the Beginning of the Quarter	0
Received During the Quarter	0
Disposed of during the Quarter	0
Remaining Unresolved at the End of Quarter	0


NOTES:

- 1 The above results for the quarter ended 30th June 2016, have been reviewed by the Audit Committee and approved by the Board of Directors at their meeting held on 30th July, 2016 and subjected to limited review by the Statutory Auditors.
- 2 The Company operates in a single business segment, namely "Specialty Chemicals" and therefore the information pursuant to AS - 17 is not applicable.
- 3 Other Income includes dividend from Subsidiary for the quarter ended 30th June 2016 of Rs.Nil (Rs.69.30 Lacs) respectively and Dividend from Mutual Fund & Equity Investment of Rs.31.12 lacs (Rs.11.39 Lacs).
- 4 Exceptional Items represent profit/loss on sale of investments.
- 5 The Company has Investments, Loans & Advances and Debtors aggregating Rs.1266.11 lacs as on 30th June 2016 in two subsidiaries and one associate company whose net worth has eroded. However no provision is considered necessary as Management is confident enough to bring positive trend in near future and the investments are long term and losses are temporary in nature.
- 6 The figures of quarter ended 31st March 2016 are the balancing figures between audited figures in respect of the full financial year and year to date figures upto the 3rd quarter ended 31st December 2015.
- 7 Previous quarter figures have been regrouped or reallocated wherever necessary to conform to this quarter classification.

Place : Navi Mumbai
Date : 30th July, 2016



By Order of the Board of Directors
For CHEMBOND CHEMICALS LTD


Nirmal V. Shah
Vice Chairman & Managing Director



CHEMBOND CHEMICALS LIMITED

CIN L24100MH1975PLC018235

Regd. Office: Chembond Centre, EL 71, Mahape MIDC, Navi Mumbai - 400 710


Unaudited Financial Results for the Quarter Ended 30th June, 2016

(Rs. in Lacs)

Sr. No	Particulars	Consolidated			
		Quarter Ended		Year Ended	
		30.06.2016	31.03.2016	30.06.2015	31.03.2016
		Unaudited	Audited	Unaudited	Audited
1	Income From Operations				
	a. Net Sales/Income From Operations (Net of Excise Duty)	6,861.75	7,153.22	6,593.62	27,053.62
	b. Other Operating Income	31.98	50.64	64.16	189.28
	Total Income from Operations (Net)	6,893.73	7,203.86	6,657.78	27,242.90
2	Expenditure				
	a. Cost of material Consumed	4,641.20	4,726.41	4,520.55	17,947.94
	b. Purchase of Stock-in trade	19.24	(16.62)	11.68	151.29
	c. Changes in inventory of finished Goods, work-in-progress and Stock-in-trade	(60.99)	125.61	(64.66)	18.85
	d. Employees Benefit Expenses	1,001.28	1,053.89	927.40	3,833.81
	e. Depreciation and Amortisation Expenses	90.43	86.35	88.10	354.51
	f. Other expenses	926.05	1,418.24	774.31	4,025.37
	Total Expenses	6,617.20	7,393.87	6,257.38	26,331.78
3	Profit from Operations before Other Income, finance costs and Exceptional Items	276.54	(190.01)	400.40	911.12
4	Other Income	145.55	1,843.71	18.67	3,183.06
5	Profit from ordinary activities before finance cost & exceptional items	422.09	1,653.70	419.07	4,094.18
6	Finance Costs	25.63	41.79	69.96	181.36
7	Profit from ordinary activities after finance costs but before exceptional items	396.46	1,611.90	349.11	3,912.82
8	Exceptional items	-	(1,980.52)	17,551.00	15,570.48
9	Profit from ordinary activities before tax	396.46	(368.61)	17,900.11	19,483.30
10	Tax Expense	112.94	(165.64)	3,687.35	3,836.62
11	Net Profit from ordinary activity after tax	283.52	(202.98)	14,212.77	15,646.68
12	Extraordinary Items	-	-	-	-
13	Net Profit For the Period	283.52	(202.98)	14,212.77	15,646.68
14	Share of (Profit)/Loss from Associates	-	-	-	-
15	Minority Interest	55.56	30.36	74.45	281.45
16	Net Profit After Taxes, Minority Interest and After Share of (Profit)/Loss of Associates	227.96	(233.33)	14,138.32	15,365.23
17	Paid-up equity share capital (face value of Rs 10 per share)	669.69	669.69	667.64	669.69
18	Reserves excluding Revaluation Reserve as per balance sheet of previous accounting Year				19,973.08
19	Earning Per Share (of Rs.10 each) (not annualised)				
	Basic EPS	3.41	(3.49)	211.77	230.08
	Diluted EPS	3.36	(3.44)	206.90	226.58

Part-II Select Information for the Quarter ended 30th June, 2016

Sr. No	Particulars	Quarter Ended		Year Ended	
		30.06.2016	31.03.2016	30.06.2015	31.03.2016
B	PARTICULARS OF SHAREHOLDING				
20	Public Shareholding				
	- No. of shares	2036576	2036576	2095120	2036576
	- Percentage of shareholding	30.41%	30.41%	31.38%	30.41%
21	Promoter & Promoter Group Shareholding				
	a) Pledged/Encumbered				
	- No. of shares	Nil	Nil	Nil	Nil
	- Percentage of shareholding(as a % of the total shareholding of promoter and promoter group)	Nil	Nil	Nil	Nil
	- Percentage of shareholding(as a % of the total share capital of the company)	Nil	Nil	Nil	Nil
	b) Non-encumbered				
	- No. of shares	4660318	4660318	4581242	4660318
	- Percentage of shareholding(as a % of the total shareholding of promoter and promoter group)	100.00%	100.00%	100.00%	100.00%
	- Percentage of shareholding(as a % of the total share capital of the company)	69.59%	69.59%	68.62%	69.59%



CHEMBOND CHEMICALS LIMITED

CIN L24100MH1975PLC018235

Regd. Office: Chembond Centre, EL 71, Mahape MIDC, Navi Mumbai - 400 710

Unaudited Financial Results for the Quarter Ended 30th June, 2016

Particulars	3 months Ended 30.06.2016
B INVESTOR COMPLAINTS	
Pending at the Beginning of the Quarter	0
Received During the Quarter	0
Disposed of during the Quarter	0
Remaining Unresolved at the End of Quarter	0

NOTES:

1 The above results for the quarter ended 30th June 2016, have been reviewed by the Audit Committee and approved by the Board of Directors at their meeting held on 30th July, 2016.

2 Exceptional items represent profit/loss on sale of investments.

3 The Requirement as Per Accounting Standard-17 "Segment Reporting"

(Rs. in Lacs)

Particulars	Quarter Ended		Year Ended	
	30.06.2016	31.03.2016	30.06.2015	31.03.2016
	Unaudited	Audited	Unaudited	Audited
Segment Revenue				
a) Speciality Chemical	6,845.05	7,091.05	6,506.08	26,791.96
b) Equipments	48.68	112.81	151.70	450.94
Total	6,893.73	7,203.86	6,657.78	27,242.90
Segment Result Before Interest & Tax				
a) Speciality Chemical	447.50	1,636.59	400.67	4,058.38
b) Equipments	(25.41)	17.11	18.41	35.79
Total	422.09	1,653.70	419.07	4,094.18
Less: Finance Cost	25.63	41.79	69.96	181.36
Profit Befor Tax	396.46	1,611.90	349.11	3,912.82

4 Additional Information on Stand Alone Basis are as Follows:

(Rs. in Lacs)

Standalone Details	Quarter Ended		Year Ended	
	30.06.2016	31.03.2016	30.06.2015	31.03.2016
	Unaudited	Audited	Unaudited	Audited
Turnover	5,493.87	5,552.10	5,382.14	21,620.51
Profit Before Tax	177.21	(561.72)	17,700.99	18,567.36
Profit After Tax	147.25	(289.27)	14,094.08	15,122.59


Profit After Tax includes dividend for the Quarter Ended 30th June, 2016 Rs. Nil (Rs.69.30 Lacs) and Year ended 31st March 2015 Rs 231.55 lacs from Subsidiary Company.

5

The figures of quarter ended 31st March 2016 are the balancing figures between audited figures in respect of the full financial year and year to date figures upto the 3rd quarter ended 31st December 2015.

6 Previous quarter figures have been regrouped or reallocated wherever necessary to conform to this quarter classification.

Place : Navi Mumbai
Date : 30th July, 2016



By Order of the Board of Directors
For CHEMBOND CHEMICALS LTD

Nirmal V. Shah
Nirmal V. Shah
Vice Chairman & Managing Director