

NIMBUS INDUSTRIES LIMITED

Regd office: A - 104, Sai Baba Dham C.H.S., Sai Baba Nagar, Borivali (W), Mumbai - 400092
STATEMENT OF AUDITED FINANCIAL RESULTS FOR THE YEAR ENDED 31ST MARCH 2015

(Rs.in crores) †

SR.	PARTICULARS	QUARTER ENDED (UNAUDITED)			CURRENT YEAR	PREVIOUS YEAR
		FOR THE QUARTER ENDED ON 31-03-2015	FOR THE QUARTER ENDED ON 31.03.2014	FOR THE QUARTER ENDED ON 31-12 2014	FOR THE YEAR ENDED ON 31-03-2015 (AUDITED)	FOR THE YEAR ENDED ON 31-03-2014 (AUDITED)
1	(A) NET SALES/INCOME FROM OPERATIONS	18.65	16.10	18.04	72.08	59.20
	(B) OTHER OPERATING INCOME	0.00	0.11	0.00	0.00	0.11
	TOTAL INCOME (1+2)	18.65	16.21	18.04	72.08	59.31
2	EXPENDITURE	0.00				
	(A) INCREASE/DECREASE IN STOCK -IN- TRADE	0.25	-0.31	-0.13	-0.28	-0.31
	(B) CONSUMPTION OF RAW MATERIALS	0.00	0.00	0.00	0.00	0.00
	(C) PURCHASE OF TRADED GOODS / SECURITIES	18.48	16.17	17.95	71.61	59.11
	(D) EMPLOYEE COST	-0.15	0.07	0.09	0.10	0.11
	(E) DEPRECIATION	0.08	0.00	0.00	0.08	0.00
	(F) OTHER EXPENDITURE	0.26	0.11	0.10	0.55	0.17
	(G) TOTAL	18.92	16.04	18.01	72.06	59.08
3	PROFIT FROM OPERATIONS BEFORE OTHER INCOME, INTEREST AND EXCEPTIONAL ITEMS (1-2)	-0.27	0.17	0.03	0.02	0.23
4	OTHER INCOME	0.10	0.00	0.00	0.14	0.00
5	PR. BEFORE INTEREST & EXCEPTIONAL ITEMS (3+4)	-0.17	0.17	0.03	0.16	0.23
6	INTEREST	0.00	0.00	0.00	0.00	0.00
7	PR. AFTER INT. & EXCEPTIONAL ITEMS (5-6)	-0.17	0.17	0.03	0.16	0.23
8	EXCEPTIONAL ITEMS	0.00	0.00	0.00	0.00	0.00
9	PROFIT(+)/ LOSS(-) FROM ORDINARY ACTIVITIES BEFORE TAX	-0.17	0.17	0.03	0.16	0.23
10	TAX EXPENSE	0.05	0.05	0.01	0.07	0.07
11	NET PROFIT(+)/ LOSS(-) FROM ORDINARY ACTIVITIES AFTER TAX (9-10)	-0.22	0.12	0.02	0.09	0.16
12	EXTRA ORDINARY ITEMS	0.00	0.00	0.00	0.00	0.00
13	NET PROFIT (+)/ LOSS (-) FOR THE PERIOD (11-12)	-0.22	0.12	0.02	0.09	0.16
14	PAID UP EQ. SHARE CAPITAL Rs.5/- FACE VALUE	3.81	3.81	3.81	3.81	3.81
15	RESERVES EXCL.REV.RES.AS PER B/S. OF PRV.A/CING YR.	0.19	0.00	0.00	0.19	0.05
16	EPS					
	(A) Basic and Diluted Before Extra Ordinary Items	-0.29	0.16	0.03	0.12	0.21
	(B) Basic and Diluted After Extra Ordinary Items	-0.29	0.16	0.03	0.12	0.21
17	PUBLIC SHARE HOLDING					
	- NO. OF SHARES (IN LAKHS)	63.10	63.10	63.10	63.10	63.10
	- PERCENTAGE OF SHARE HOLDING	82.80%	82.80%	82.80%	82.80%	82.80%
18	Propoters and promoter group share holding**					
	a) Pledged/ Encumbered					
	- No of Shares	0.00	0.00	0.00	0.00	0.00
	- % of shares (as a % of the total shareholding of promoter and promoter group)	0.00	0.00	0.00	0.00	0.00
	- % of shares (as a % of the total shareholding of company)	0.00	0.00	0.00	0.00	0.00
	b) Non encumbered	0.00	0.00			
	- No of Shares	13.11	13.11	13.11	13.11	13.11
	- % of shares (as a % of the total shareholding of promoter and promoter group)	17.20%	17.20%	17.20%	17.20%	17.20%
	- % of shares (as a % of the total shareholding of company)	100%	100%	100%	100%	100%


NOTE: (1) RESULT WERE REVIEWED BY THE AUDIT COMMITTEE AND APPROVED BY THE BOARD OF DIRECTORS AT MEETING HELD ON 11-06-2015
(2) THE COMPANY PRIMARILY OPERATES IN A SINGLE BUSINESS & GEOGRAPHICAL SEGMENT AND HENCE NO ADDITIONAL DISCLOSURES ARE REQUIRED TO BE
GIVEN AS PER AS-17, SEGMENT REPORTING, OTHER THAN THOSE ALREADY GIVEN IN THE FINANCIAL RESULTS.
(3) THE FIGURES FOR THE QUARTER HAVE BEEN DERIVED AS BALANCING FIGURE FROM THE ANNUAL AUDITED RESULTS AND THE PUBLISHED QUARTERLY FIGURES
OF THE YEAR.
(4) PREVIOUS PERIOD FIGURES HAVE BEEN REGROUPED/REARRANGED WHEREVER CONSIDERED NECESSARY.

PLACE: Mumbai
DATE: 11.06.2015

FOR AND ON BEHALF OF BOARD

DIRECTOR

DIN NO: 0246

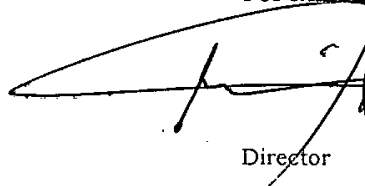



NIMBUS INDUSTRIES LIMITED

DISCLOSURE OF ASSETS & LIABILITIES AS PER CLAUSE 41 (1) (ea) OF THE LISTING AGREEMENT FOR THE YEAR ENDED 31.03.2015

PARTICULARS		Current Year 31.03.2015 (Rs. In cr)	Previous Year 31.03.2014 (Rs. In cr)
I. EQUITY AND LIABILITIES			
(1) Shareholder's Funds			
(a) Share Capital		3.81	3.81
(b) Reserves & surplus		0.64	0.50
		4.45	4.31
(2) Non Current Liabilities			
(a) Unsecured Loan		5.00	6.19
		5.00	6.19
(3) Current Liabilities			
(a) Short Term Borrowings		-	2.32
(b) Trade Payable		7.78	6.79
(c) Other Current liabilities		0.87	0.02
(d) Short Term Provision		0.48	0.40
		9.13	9.53
	Total	18.58	20.03
II. ASSETS			
(1) Non Current Assets			
(a) Tangible Fixed Assets		0.38	1.93
(b) Deferred Tax Assets		-	-
		0.38	1.93
(2) Current assets			
(a) Current Investments		0.67	0.65
(b) Inventories		0.59	0.31
(c) Trade Receivables		16.64	16.55
(d) Cash and Bank Balances		0.06	0.30
(e) Short-Term Loans and Advances		0.24	0.30
(f) Other Current Assets		-	-
		18.20	18.11
	Total	18.58	20.04

By Order of the Board
For Nimbus Industries Ltd



 Director

Place: Mumbai
Date:- 11.06.2015