

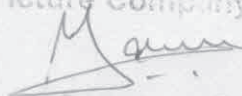
Moving Picture Company (India) Limited
CIN No.: L74899DL1989PLC036474

Registered office :405 Skylark Building 60, Nehru Place, New Delhi-110019

Un-Audited Financial Results for the quarter ended 30.09.2015 (In Lakhs)

PARTICULARS	QUARTER ENDED			HALF YEAR ENDED		YEAR ENDED
	30.09.2015 Unaudited	30.06.2015 Unaudited	30.09.2014 Unaudited	30.09.2015 Unaudited	30.09.2014 Unaudited	31.03.2015 Audited
PART - I						
1 Income From Operation						
a) Net Sales/ Income from operation	0.00	0.00	0.00	0.00	0.00	0.00
b) Other Income from operation	0.00	0.00	0.00	0.00	0.00	0.00
Total Income	0.00	0.00	0.00	0.00	0.00	0.00
2 Expenses						
a) Cost of Goods Sold	0.00	0.00	0.00	0.00	0.00	0.00
b) Purchases of stock-in-trade	0.00	0.00	0.00	0.00	0.00	0.00
c) Changes in inventories of finished goods, work-in-progress and stock-in-trade	0.00	0.00	0.00	0.00	0.00	0.00
d) Employee benefits expense	0.51	0.30	0.25	0.81	0.39	1.21
e) Depreciation and amortisation expense	0.00	0.00	14.07	0.00	28.14	7.67
f) Bank Charges	0.00	0.01	0.00	0.01	0.00	0.00
g) Listing Fee	0.00	0.00	0.24	0.00	0.24	0.00
h) Other expenses	1.86	0.33	0.17	2.19	0.26	2.44
TOTAL EXPENSES	2.37	0.64	14.73	3.01	29.03	11.32
Profit / (Loss) from operations before other income, finance costs and exceptional items (1-2)	-2.37	-0.64	-14.73	-3.01	-29.03	-11.32
3 Other Income	0.00	0.00	0.00	0.00	0.00	0.00
Profit / (Loss) from ordinary activities before finance costs and exceptional items (3 + 4)	-2.37	-0.64	-14.73	-3.01	-29.03	-11.32
5 Finance Cost	0.00	0.00	0.00	0.00	0.00	0.00
Profit / (Loss) from ordinary activities after finance costs but before exceptional items (5 + 6)	-2.37	-0.64	-14.73	-3.01	-29.03	-11.32
7 Exceptional items	0.00	0.00	0.00	0.00	0.00	0.00
Profit / (Loss) from ordinary activities before tax (7 + 8)	-2.37	-0.64	-14.73	-3.01	-29.03	-11.32
9 Tax Expense	0.00	0.00	0.00	0.00	0.00	0.00
10 Net Profit / (Loss) from ordinary activities after tax (9 + 10)	-2.37	-0.64	-14.73	-3.01	-29.03	-11.32
11 Extraordinary items	0.00	0.00	0.00	0.00	0.00	0.00
12 Net Profit / (Loss) for the period (11 + 12)	-2.37	-0.64	-14.73	-3.01	-29.03	-11.32
13 Share of profit / (loss) of associates*	0.00	0.00	0.00	0.00	0.00	0.00
14 Minority interest *	0.00	0.00	0.00	0.00	0.00	0.00
15 Net Profit / (Loss) after taxes, minority interest and share of profit / (loss) of associates (13 + 14 + 15) *	-2.37	-0.64	-14.73	-3.01	-29.03	-11.32
16 Paid-up equity share capital (Face Value of the Share shall be indicated)	1320.14	1320.14	1320.14	1320.14	1320.14	1320.14
17 Reserve excluding Revaluation Reserves as per balance sheet of previous accounting year	10	10	10	10	10	10
18 Earnings per share (before extraordinary items) (not annualised):	0	0	0	0	0	0
19.i (a) Basic	0.000	0.000	0.000	0.000	0.000	0.000
(b) Diluted	0.000	0.000	0.000	0.000	0.000	0.000
19.ii Earnings per share (after extraordinary items)						
(of Rs. /- each) (not annualised):						
(a) Basic	0.000	0.000	0.000	0.000	0.000	0.000
(b) Diluted	0.000	0.000	0.000	0.000	0.000	0.000

For Moving Picture Company (i) Ltd.



Company Secretary

**PART - II
DETAIL OF PUBLIC AND PROMOTER SHARE HOLDING**

PARTICULARS OF SHAREHOLDING	QUARTER ENDED			HALF YEAR ENDED		YEAR ENDED
	30.09.2015	30.06.2015	30.09.2014	30.09.2015	30.09.2014	31.03.2015
1 Public shareholding						
Number of Shares	10,972,015	10,972,015	10,972,015	10,972,015	10,972,015	10,972,015
Percentage of Shareholding	83.11	83.11	83.11	83.11	83.11	83.11
2 Promoter and Promoter group Shareholding						
(a) Pledged/ Encumbered						
Number of Shares	NIL	NIL	NIL	NIL	NIL	NIL
Percentage of Shareholding(to the total Shareholding of Promoter and Promoter Group	NIL	NIL	NIL	NIL	NIL	NIL
Percentage of Shareholding (to the total share of the company)	NIL	NIL	NIL	NIL	NIL	NIL
(b) Non-Encumbered						
Number of Shares	2,229,435	2,229,435	2,229,435	2,229,435	2,229,435	2,229,435
Percentage of Shareholding(to the total Shareholding of Promoter and Promoter Group	16.89	16.89	16.89	16.89	16.89	16.89
Percentage of Shareholding (to the total share of the company)	100.00	100.00	100.00	100.00	100.00	100.00

PARTICULARS

QUARTER ENDED 30.09.2015

B INVESTOR COMPLAINTS	
Pending at the beginning of the Quarter	NIL
Received during the Quarter	NIL
Disposed of during the Quarter	NIL
Remaining unresolved at the Quarter	NIL

Notes:

- The above results have been taken on record on 13th November, 2015
- The operation of the Company is considered as a single segment, hence segment reporting as defined in accounting Standard 17 is not applicable.
- There were no investor complaints received by the Company during the quarter ended 30.09.2015. There were no complaints pending at the beginning and end of the quarter.
- Previous year/quarter figures have been regrouped/ rearranged wherever found necessary.


Date :13th November, 2015
Place : New Delhi

For and on behalf of
For Moving Picture Company (India) Limited

SD/-
Tanu Chandel
Company Secretary

For Moving Picture Company (i) Lt.

Tanu Chandel
Company Secretary




Clause 41 of the Listing Agreement For companies (Other than Banks)

Stadalone / Consolidated Statement of Assets and Liabilities		As at 30.09.2015	As at 31.03.2015
Particulars		Unaudited	Audited
A	EQUITY AND LIABILITIES		
1	Shareholder's funds		
	(a) Share capital	132014500.00	132014500.00
	(b) Reserves and surplus	-105856030.60	-105539494.60
	(c) Money received against share warants	0.00	0.00
	Sub- total - Shareholder's funds	26158469.40	26475005.40
2	Share application money pending allotment	0.00	0.00
3	Minority interest*	0.00	0.00
4	Non-current liabilities		
	(a) Long-term borrowings	337986.00	5000.00
	(b) Deferred tax liabilities (net)	0.00	0.00
	(c) Other long-term liabilities	0.00	0.00
	(d) Long-term provisions	229022.00	229022.00
	Sub-total-Non-current liabilities	567008.00	234022.00
5	Current liabilities		
	(a) Short-term borrowings	0.00	0.00
	(b) Trade payables	2373007.00	2373007.00
	(c) Other current liabilities	465963.00	396357.00
	(d) Short-term provisions	0.00	0.00
	Sub-total- Current liabilities	2838970.00	2769364.00
	TOTAL - EQUITY AND LIABILITIES	29564447.40	29478391.40
B	ASSETS		
1	Non-current assets-		
	(a) Fixed assets	991846.91	991846.91
	(b) Goodwill on consolidation*	0.00	0.00
	(c) Non-current investments	1.00	1.00
	(d) Deferred tax assets (net)	0.00	0.00
	(e) Long-term loans and advances	15050000.00	15411396.18
	(f) Other non-current assets	0.00	0.00
	Sub-total-Non-current assets	16041847.91	16403244.09
2	Current assets		
	(a) Current investments	0.00	0.00
	(b) Inventories	0.00	0.00
	(c) Trade receivables	12903525.00	12903525.00
	(d) Cash and cash equivalents	153678.31	171622.31
	(e) Short-term loans and advances	383479.18	0.00
	(f) Other current assets	81917.00	0.00
	Sub-total-Current assets	13522599.49	13075147.31
	TOTAL - ASSETS	29564447.40	29478391.40

* Applicable in the case of consolidated statement of assets and liabilities.

For Moving Picture Company (I) Ltd.


 Company Secretary